

# Biennial review and assessment of the world timber situation *2021-2022*



International Tropical Timber Organization

## Photos

---

### © FRONT COVER:

Samples of lauan plywood.

Wood and Plywood Museum, Shinkiba, Koto City, Tokyo.

Photo: *Jean-Christophe Claudon (ITTO)*

### © BACK COVER:

Samples of wood-based panels.

Wood and Plywood Museum, Shinkiba, Koto City, Tokyo.

Photo: *Jean-Christophe Claudon (ITTO)*



BIENNIAL REVIEW AND ASSESSMENT  
OF THE WORLD TIMBER SITUATION  
*2021-2022*



INTERNATIONAL TROPICAL TIMBER ORGANIZATION





This document supersedes document ITTC(LVIII)/13 rev.1 “Elements for the Biennial Review and Assessment of the World Timber Situation 2021-2022”. It presents updated and revised statistics of the world timber situation received during and following consideration of document ITTC(LVIII)/13 rev.1 by the International Tropical Timber Council in November 2022.

The designations employed and the presentation of material in this document do not imply the expression of any opinion whatsoever on the part of the International Tropical Timber Organization concerning the legal status of any country, territory, city or area or of its authorities, or concerning the delimitation of its frontiers or boundaries.

International Tropical Timber Organization. Yokohama, Japan.  
Prepared by the Division of Trade and Industry, ITTO.

This document is also available on the Internet at <http://www.itto.int/>  
Any revision or correction to this document will be posted on the site above.

ISBN 978-4-86507-096-5





# TABLE OF CONTENTS

<b>Chapter 1. Introduction</b> .....	<b>1</b>
Overview .....	1
Scope and Structure .....	1
Data Sources and Limitations .....	1
Market Developments .....	2
<b>Chapter 2. Production, Trade and Prices of Primary Products</b> .....	<b>10</b>
Industrial Roundwood .....	10
Sawnwood .....	15
Veneer .....	19
Plywood .....	22
<b>Chapter 3. Trade of Secondary Processed Wood Products</b> .....	<b>27</b>
SPWP Data Sources and Trade Classification .....	27
Secondary Processed Wood Products Trade Overview .....	27
Exports of Wooden Furniture and Parts .....	28
Builders' Woodwork and Joinery .....	32
Other Secondary Processed Wood Products .....	34
Mouldings .....	34
Bamboo and Cane Furniture and Parts .....	35
<b>APPENDICES</b> .....	<b>37</b>
Appendix 1. Production and Trade of Timber, 2018-2022 .....	39
Appendix 2. Direction of Trade in Volume of Primary Tropical Timber Products between Major ITTO Producers and Consumers in 2021 .....	125
Appendix 3. Major Tropical Species Traded in 2020 and 2021 .....	131
Appendix 4. Price Indices of Major Tropical Timber and Selected Competing Softwood Products .....	167
Appendix 5. Trade in Secondary Processed Wood Products, 2015-2022 .....	173

# Figures

## Chapter 1. Introduction

Figure 1.1: ITTO Producers and Consumers, Real GDP Growth, 2000-2028	4
Figure 1.2: ITTO Producer Regions Real GDP Growth, 2000-2028	4
Figure 1.3: ITTO Consumer Regions Real GDP Growth, 2000-2028	5
Figure 1.4: United States Housing Starts, 1996-2022	6
Figure 1.5: Japan Housing Starts, 2000-2022	6

## Chapter 2. Production, Trade and Prices of Primary Products

Figure 2.1: Major Tropical Log Producers	10
Figure 2.2: Major Tropical Log Consumers	11
Figure 2.3: Major Trade Flows: Tropical Industrial Roundwood 2021	12
Figure 2.4: Major Tropical Log Importers	12
Figure 2.5: Major Tropical Log Exporters	13
Figure 2.6: Major Tropical Sawnwood Producers	15
Figure 2.7: Major Tropical Sawnwood Consumers	16
Figure 2.9: Major Tropical Sawnwood Importers	16
Figure 2.8: Major Trade Flows: Tropical Sawnwood 2021	17
Figure 2.10: Major Tropical Sawnwood Exporters	18
Figure 2.11: Major Tropical Veneer Producers	19
Figure 2.12: Major Tropical Veneer Consumers	20
Figure 2.13: Major Tropical Veneer Importers	21
Figure 2.14: Major Tropical Veneer Exporters	21
Figure 2.15: Major Tropical Plywood Producers	22
Figure 2.16: Major Tropical Plywood Consumers	23
Figure 2.17: Major Trade Flows: Tropical Plywood 2021	24
Figure 2.18: Major Tropical Plywood Importers	24
Figure 2.19: Major Tropical Plywood Exporters	25

## Chapter 3. Trade of Secondary Processed Wood Products

Figure 3.1: Major Trade Flows: Wooden Furniture from China and ITTO Producer Countries, 2021	28
Figure 3.2: China exports of wooden furniture, by major importing country, 2000-2022	29
Figure 3.3: Major Tropical Exporters of Wooden Furniture and Parts, 2000-2022	29
Figure 3.4: Viet Nam exports of wooden furniture by major importing country, 2000-2022	30
Figure 3.5: Major Importers of Wooden Furniture and Parts, 2000-2022	31
Figure 3.6: EU-27+UK imports of Wooden Furniture and Parts from China and major tropical suppliers, 2000-2022	32
Figure 3.7: Major Tropical Exporters of Builders' Woodwork and Joinery, 2000-2022	33
Figure 3.8: Major Importers of Builders' Woodwork and Joinery, 2000-2022	33
Figure 3.9: Major Tropical Exporters of Other SPWPs, 2000-2022	34
Figure 3.10: Major Importers of Other SPWPs, 2000-2022	34
Figure 3.11: Major Tropical Exporters of Mouldings, 2000-2022	35
Figure 3.12: Major Importers of Mouldings, 2000-2022	35

# Tables

Table 1.1: Data Quality Indicators	2
Table 1.2: ITTO Primary Wood Products Summary Statistics (2021)	9
Table 1.3: ITTO Primary Wood Products Summary Statistics (2022)	9
Table 1.4: ITTO Secondary Wood Products Summary Statistics (2021)	9
Table 1.5: ITTO Secondary Wood Products Summary Statistics (2022)	9



# Appendices

<b>Appendix 1. Production and Trade of Timber, 2018-2022</b>	<b>39</b>
Table 1-1-a. Production, Trade and Consumption of All Timber by ITTO Consumer	40
Table 1-1-b. Production, Trade and Consumption of Tropical Timber by ITTO Consumers	54
Table 1-1-c. Production, Trade and Consumption of All Timber by ITTO Producers	60
Table 1-1-d. Production, Trade and Consumption of Tropical Timber by ITTO Producers	74
Table 1-1-e. Major non ITTO members producing and trading tropical primary wood products by continents in 2021	80
Table 1-2-a. Trade of All Timber by ITTO Consumers - Value	82
Table 1-2-b. Trade of Tropical Timber by ITTO Consumers - Value	98
Table 1-2-c. Trade of All Timber by ITTO Producers - Value	104
Table 1-2-d. Trade of Tropical Timber by ITTO Producers - Value	118
<b>Appendix 2. Direction of Trade in Volume of Primary Tropical Timber Products between Major ITTO Producers and Consumers in 2021</b>	<b>125</b>
Table 2-1. Logs	126
Table 2-2. Sawnwood	127
Table 2-3. Veneer	128
Table 2-4. Plywood	129
<b>Appendix 3. Major Tropical Species Traded in 2020 and 2021</b>	<b>131</b>
Table 3-1-a. Log Imports	132
Table 3-1-b. Sawnwood Imports	135
Table 3-1-c. Veneer Imports	143
Table 3-1-d. Plywood Imports	146
Table 3-2-a. Log Exports	148
Table 3-2-b. Sawnwood Exports	151
Table 3-2-c. Veneer Exports	157
Table 3-2-d. Plywood Exports	160
Explanatory Note	163
<b>Appendix 4. Price Indices of Major Tropical Timber and Selected Competing Softwood Products</b>	<b>167</b>
4-1-a. West Africa industrial roundwood average export price index	168
4-1-b. Brazil domestic logs price index	168
4-2-a. West Africa sawnwood average export price index	169
4-2-b. Brazil sawnwood export price index	169
4-3-a. Ghana plywood average export price index	170
4-3-b. Japan Indonesian plywood average import price index	170
4-4-a. Brazil pine sawnwood export price index	171
4-4-b. Brazil pine plywood export price index	171
<b>Appendix 5. Trade in Secondary Processed Wood Products, 2015-2022</b>	<b>173</b>
Table 5-1. Consumers' Trade of Secondary Wood Products	174
Table 5-2. Producers' Trade of Secondary Wood Products	180





## Chapter 1. INTRODUCTION

### Overview

This Review reports on developments in the global timber sector and wood markets in 2021 and 2022, with a focus on tropical timber. It contains data on production and trade for 2018-2022 although the year 2021 is used as the base for all global comparisons and ITTO summary totals as this is the latest year for which reasonably reliable data for most countries were available at the time of preparation.

### Scope and Structure

This Review includes data appendices on total timber production volumes and trade volumes/values for all ITTO members, in addition to trade values on secondary processed wood products for all ITTO members and price indices for selected products and species. These data are included to assist placing tropical timber in a global context, as called for in the International Tropical Timber Agreement 2006. The Review consists of three main chapters. The first chapter summarizes developments in major markets for tropical timber, including current and projected economic conditions in ITTO regions. The second chapter provides an analysis of production, consumption and trade for the primary tropical timber products covered by the ITTA (tropical logs, sawnwood, veneer and plywood). The third chapter describes trade in secondary processed wood products (SPWPs) with a focus on major tropical country exporters.

### Data Sources and Limitations

Statistics in the Review have been derived, wherever possible, from members' responses to the 2020 and 2021 Joint Forest Sector Questionnaires (JQs) sent in 2021 and 2022 respectively; the JQ can be downloaded from the ITTO website ([www.itto.int](http://www.itto.int)) and includes definitions of all products covered here. ITTO is responsible for sending the JQ to all producer members and Japan, while responses from other consumer members are forwarded from JQ partner agencies (UNECE, Eurostat and FAO).

This Review includes statistics for 78 countries and territories. These include 75 current ITTO member countries and territories (ITTA 2006), in addition to Hong Kong Special Administrative Region (S.A.R.), Macao S.A.R. and Taiwan Province of China (P.O.C.). Table 1-1-e (*Major non-ITTO consumers and producers of primary tropical wood products by region in 2021*) provides an overview of the production and consumption of primary tropical timber products in the rest of the world in 2021.

The submission rate of the Joint Forest Sector Questionnaire declined from 73.9 percent in 2021 to 70.2 percent in 2022. Despite a declining submission rate, the quality of questionnaire responses had improved, particularly production data submissions.

Unless otherwise indicated, all value units quoted in this Review are in nominal US dollars, while volumes are reported in cubic metres. Until December 2011, ITTO's governing

treaty (ITTA, 1994) defined "tropical timber," to include only tropical hardwood saw and veneer logs, sawnwood, veneer and plywood. However, this and previous Reviews have included tropical softwoods (coniferous species), which are of growing importance to many countries, in the figures given for all timber. The successor Agreement (ITTA 2006) came into effect in December 2011 and redefined tropical timber as "tropical wood for industrial uses, which grows or is produced in the countries situated between the Tropic of Cancer and the Tropic of Capricorn". As trade figures for saw and veneer logs are impossible to collect from existing customs classification systems because they do not distinguish between different types of industrial roundwood, figures for log trade and production given in the Review now refer to total industrial roundwood.

Estimates of trade figures for Hong Kong S.A.R., Macao S.A.R., and Taiwan P.O.C. have been largely based on UN COMTRADE data (if available) since none of the three provide statistics directly to ITTO. Trade flow statistics for many developed countries are also derived from COMTRADE since most developed countries do not complete the direction of trade tables in the JQ. This often gives rise to difficulties when the aggregate totals given by the countries in the JQ do not match with the corresponding trade figures reported in these databases.

As in previous years, many of the statistics that were received from members via the JQs contained significant and obvious errors in one or more data categories. Table 1.1 shows a breakdown of responses to the 2020 and 2021 JQ's, illustrating the problems that many countries still encounter in providing information to ITTO and in providing a subjective indicator of the quality of the data on which this Review is based.

Many members substantially revised statistics for 2019-2020 in the 2020 and 2021 JQ they submitted. This, together with the detection of errors, resulted in several modifications and amendments to statistics. The data series presented here can differ (even substantially) from those in previous editions of the Review. Several supplementary sources were consulted to verify members' responses to the JQ, to fill in incomplete or obviously incorrect responses and to provide data for non-responding countries. Estimates of production and trade are, where possible, derived for incomplete responses and non-responding countries based on direction of trade statistics reported by trading partners, information on processing capacity (if available) and other sources. Comparisons with global totals or totals for all tropical countries for primary products are based on statistics from the FAOSTAT database which is the latest summary of global forest statistics available. All other data used in the preparation of the Review are compiled in Appendices 1 - 5.

Most members that responded to the 2021 JQ reported at least some categories of data for both 2021 and 2022. Many members were not able, however, to report any partial year data or forecasts for 2022. Caution should therefore be exercised when interpreting the estimates for these countries and the ITTO totals for 2022 provided in this Review.

<b>Table 1.1. Data Quality Indicators</b>	
<b>(a) Joint Forest Sector Questionnaire 2020.</b>	
No responses: (19 of 73 countries)	<i>Bénin, Brazil, Cambodia, Cameroon, Central Afr. Rep., Congo Dem. Rep, Congo Rep. of, Czech Rep., Denmark, Fiji, Guyana, Ireland, Liberia, Madagascar, Malta, Mexico, Mozambique, Papua New Guinea, and Venezuela.</i>
Good responses: (31 of 54 countries)	<i>Albania, Australia, Belgium, Colombia, Côte d'Ivoire, Costa Rica, Ecuador, Estonia, France, Gabon, Ghana, Guatemala, Honduras, Japan, Korea Rep. of, Malaysia, Mali, Myanmar, New Zealand, Panama, Peru, Philippines, Poland, Portugal, Slovenia, Spain, Suriname, Sweden, Thailand, Trinidad and Tobago and USA.</i> <ul style="list-style-type: none"> <li>• All major sections complete.</li> <li>• Internally consistent (material balance, year on year trends, unit values, compatibility between tables).</li> <li>• More or less consistent with trade partner reports.</li> </ul>
Incomplete or erroneous responses: (23 of 54 countries)	<ul style="list-style-type: none"> <li>• Tropical trade data missing or unusable: 5 of 33 Consumer responses.</li> <li>• Tropical production data missing or unusable: 8 of 33 Consumer responses.</li> <li>• Production data missing or unusable: 4 of 21 Producer responses.</li> <li>• Tropical species trade data missing or unusable: 23 of 33 Consumer responses; 9 of 21 Producer responses.</li> </ul>
<b>(b) Joint Forest Sector Questionnaire 2021.</b>	
No responses: (22 of 74 countries)	<i>Angola, Bénin, Brazil, Cambodia, Congo Dem. Rep, Côte d'Ivoire, Czech Rep., Denmark, Ecuador, Fiji, Greece, Guyana, Hungary, Liberia, Madagascar, Malta, Mexico, Mozambique, Papua New Guinea, Thailand, Trinidad and Tobago and Venezuela.</i>
Good responses: (27 of 52 countries)	<i>Australia, Cameroon, Central Afr. Rep., Colombia, Costa Rica, Cyprus, Estonia, France, Ghana, Guatemala, Honduras, Japan, Korea Rep. Of, Malaysia, Mali, New Zealand, Panama, Peru, Philippines, Poland, Portugal, Slovenia, Spain, Suriname, Sweden, USA, and Vietnam</i> All major sections complete. <ul style="list-style-type: none"> <li>• Internally consistent (material balance, year on year trends, unit values, compatibility between tables).</li> <li>• More or less consistent with trade partner reports.</li> </ul>
Incomplete or erroneous responses: (25 of 52 countries)	<ul style="list-style-type: none"> <li>• Tropical trade data missing or unusable: 6 of 32 Consumer responses.</li> <li>• Tropical production data missing or unusable: 7 of 32 Consumer responses.</li> <li>• Production data missing or unusable: 5 of 20 Producer responses.</li> <li>• Tropical species trade data missing or unusable: 21 of 32 Consumer responses; 9 of 20 Producer responses.</li> </ul>

Countries for which estimates were made (or alternate sources used) are identified by the superscripts used in the Appendices.

Despite the best efforts of the Secretariat to ensure data consistency and accuracy it should be noted that discrepancies exist between available data sources in many categories, for both producing and consuming countries. The final statistics compiled for presentation here are the result of analysis and synthesis of the available data sources by the Secretariat, and of consultations with member countries and other agencies.

The cooperation of those countries that responded to the 2020 and 2021 Joint Forest Sector Questionnaires is gratefully acknowledged, as is the support of FAO (Forestry Department), the UNECE (Timber Section), Eurostat and the United Nations Statistical Office, in providing relevant primary and supplementary data for the Review.

## Market Developments

### Economic Trends

**Global economic growth** is a major indicator of demand for tropical wood products because of its impact on housing, construction activity and consumer wealth and spending, all of which have flow-on effects on demand for wood-based products. Gross domestic product (GDP) is an important measure of a country's economic output.

In 2021, world production and trade in tropical wood products was more resilient than expected at the start of the COVID-19 pandemic which had resulted in production stoppages and disruptions in global value chains in early 2020. Demand had picked up in the second half of 2020 and in 2021, when China's economy returned to growth and demand for tropical secondary processed wood products picked up in the United States and other consumer markets. However, there were notable differences between countries. After contracting by 3.5 percent in 2020, GDP growth in ITTO consumer countries increased by 5.6 percent in 2021,

while ITTO producers' GDP growth averaged -5.6 percent in 2020 and 6.2 percent in 2021. The rebound in consumer countries was underpinned by government support measures and the release of pent-up consumer demand. Along with growth in the world economy and sustained consumer spending, there was a recovery in world merchandise trade – as measured by the average growth for imports and exports. In 2021, world merchandise trade, which had slumped by 5.2 per cent in 2020, grew by 9.7 per cent – faster than before the pandemic<sup>1</sup>.

However, in 2022 the world economy, which had already been weakened by the pandemic, was impacted by several shocks: higher-than-expected inflation worldwide – particularly in the United States and major European economies – triggering tighter financial conditions and impacting consumption of wood-based products; a worse-than-anticipated slowdown in China, the major tropical wood market, reflecting COVID-19 outbreaks and lockdowns, tightening of regulatory controls to limit property speculation; and negative spillovers from the war in Ukraine<sup>2</sup>. Russia's invasion of Ukraine and the ongoing war caused severe commodity and energy price shocks and trade disruptions in 2022. GDP growth dropped to 2.7 percent in ITTO consumer countries while ITTO producers totalled 5.2 percent.

IMF's April 2023 global economic outlook<sup>3</sup> forecasts global economic growth to slow to 2.8 percent in 2023, down 0.6 percent on the previous year with pronounced slowdowns in the advanced economies, from 2.7 percent in 2022 to 1.3 percent in 2023. Although there have been tentative signs of recovery in early 2023, IMF notes a high level of uncertainty in the global economic short and medium-term outlook, and that risks to the global economy are to the downside. The rapid rise in interest rates and anticipated slowing of economic activity to control inflation has contributed to increased financial sector stability concerns. IMF's pessimistic global outlook also reflects the risks of intensification of the war in Ukraine which would lead to food and energy price spikes, pushing up inflation. Increasing geopolitical fragmentation also risks lower cross-border flows of labour, goods and capital with impacts on foreign direct investment and increasing barriers to trade. A weaker than expected recovery in China and ongoing weakness in the Chinese real estate market would also dampen the outlook, particularly for commodity exporters. In the medium term, IMF does not expect the world economy to return to pre-pandemic levels, reflecting the progress that several economies such as China and the Rep. of Korea have made in increasing their living standards and the associated decline in the rate of change, slower global labour force growth, and geoeconomic fragmentation, including developments stemming from Brexit, ongoing US-China trade disputes, and Russia's invasion of Ukraine.

Global headline inflation has been declining since mid-2022, in response to declining fuel and energy commodity prices,

<sup>1</sup> UNCTAD 2022. *Review of Maritime Transport 2022. Navigating stormy waters*. Available at: [https://unctad.org/system/files/official-document/rmt2022\\_en.pdf](https://unctad.org/system/files/official-document/rmt2022_en.pdf)

<sup>2</sup> IMF 2022. *Gloomy and more uncertain. World Economic Outlook Update*. July 2022. Available at: <https://www.imf.org/en/Publications/WEO/Issues/2022/07/26/world-economic-outlook-update-july-2022>

<sup>3</sup> IMF 2023. *World Economic Outlook. A rocky recovery*. April 2023. Available at: <https://www.imf.org/en/Publications/WEO/Issues/2023/04/11/world-economic-outlook-april-2023>

particularly for the United States, EU and Latin America. IMF notes that the more restrictive monetary policies to dampen demand and reduce inflation have started to show up in a slowdown in new home construction in many countries. However, inflation rates remain relatively high at about double their pre-2021 levels.

IMF expects weaker trade growth overall than in the two pre-pandemic decades (2000-2019). Growth in the volume of world trade is expected to decline from 5.1 percent in 2022 to 2.4 percent 2023, “echoing the slowdown in global demand after two years of rapid catch-up growth from the pandemic recession and the shift in the composition of spending from traded goods back towards domestic services. Rising trade barriers and the lagged effects of US dollar appreciation in 2022, which made traded products more costly for numerous economies given the dollar's dominant role in invoicing, are also expected to weigh on trade growth in 2023”<sup>3</sup>.

**Oil and other energy prices** have important impacts on the competitiveness of wood processing and products, determining manufacturing costs, adhesives and gluing costs, and transport and logistical costs. High energy prices also place pressure on conversion of natural forests to biofuels, including oil palm plantations, by improving the economic viability of biofuels as a land use option.

Crude oil prices had plummeted in the second quarter of 2020 due to the sharp decline in economic activity causing an oversupply in the market. Overall, oil prices had dropped by 32.7 percent year-on-year in 2020<sup>2</sup>. Prices rose significantly in early 2021 (by 65.9 percent) as economic activity picked up, and due to limitations on oil production in OPEC countries in response to decreased demand during the pandemic. In 2022, prices continued to increase following Russia's invasion of Ukraine, reaching a peak in June 2022. Since mid-2022, rising interest rates and recession fears have weighed on prices and demand growth has declined, and as European and US firms reduced Russian oil purchases, Russian oil was rerouted to China and India at discounted prices.

**Shipping and freight rates** have been volatile over the last two years. At the beginning of 2020, global shipping capacity had been reduced in response to pessimistic market forecasts. As economic activity and trade resumed in China, the freight volume recovered rapidly, driving the main routes' freight rates to continue to rise. In the follow-up, with the global epidemic out of control and frequent problems such as port congestion, freight rates soared, and the trans-Pacific routes' freight rates rose by more than 200 percent year-on-year<sup>4</sup>. The expanding export trade in China and escalating freight rates resulted in a global container shortage causing delayed shipments of processed wood products in major import markets. Container freight rates reached historic highs in 2021, the shortage of shipping capacity and continued disruptions caused by COVID-19, combined with a rebound in trade volumes boosted container freight rates to record levels. By mid-2021, rates had peaked at four times their pre-pandemic levels. In 2022, China's zero-covid policy had triggered shutdowns and disrupted manufacturing, logistics and supplychains, with lockdowns in Shenzhen and Shanghai,

<sup>4</sup> ITTO TTM Report 1-15 April 2021.

two of its largest manufacturing and commercial centres, requiring carriers to reroute to alternate ports. By early 2022, freight rates had already started to decline on some routes, and from mid-year there was a significant downturn in freight rates, although still high compared with pre-COVID levels. Global shipping has also faced unprecedented port congestion, with ports struggling to cope with increased demand, often short of equipment, labour and storage facilities<sup>5</sup>. A further challenge to wood product exporters in 2021-2022 had been a decline in shipping connectivity, with the Africa and Latin America/Caribbean regions losing more than 12 percent of shipping connections between 2020 Q3 and 2022 Q2<sup>5</sup>.

**Exchange rate movements** have had significant effects on the relative competitiveness of tropical wood products exports from ITTO supplying countries, depending on the currency in which the products are being traded. The US dollar is the most widely used currency in global trade and its appreciation generally coincides with tighter global financial conditions and weak commodity prices. Strengthening of the US dollar will impact the competitiveness of ITTO exporters whose prices are denominated in US dollars, compared with exporters with Euro-denominated prices.

In October 2022, the US dollar was at its highest level since 2000, having appreciated 22 percent against the yen, 13 percent against the Euro and 6 percent against emerging market currencies since the start of the year. This reflects rapidly rising US interest rates and a more favourable terms-of-trade for the US caused by the energy crisis. The exchange rate pressures were less severe in most of the ITTO producer countries, with the commodity exporting producer countries experiencing a positive terms-of-trade shock, and the major Latin America/Caribbean producers (Brazil, Peru and Mexico), had even appreciated during the period. Since October 2022, the dollar has depreciated in real terms, by 6 percent on a trade-weighted basis, but remains stronger than it has been since 2000. Most currencies in the ITTO African region depreciated against the US dollar in 2022, increasing the value of dollar-denominated debt and interest payments, with the region highly dependent on imports invoiced in dollars.

**Figure 1.1: ITTO Producers and Consumers, Real GDP Growth, 2000-2028**

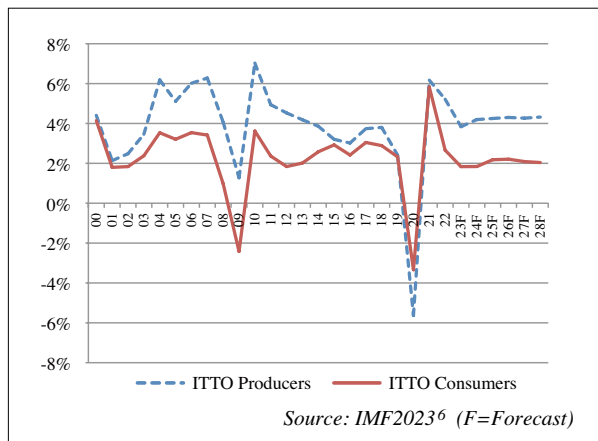
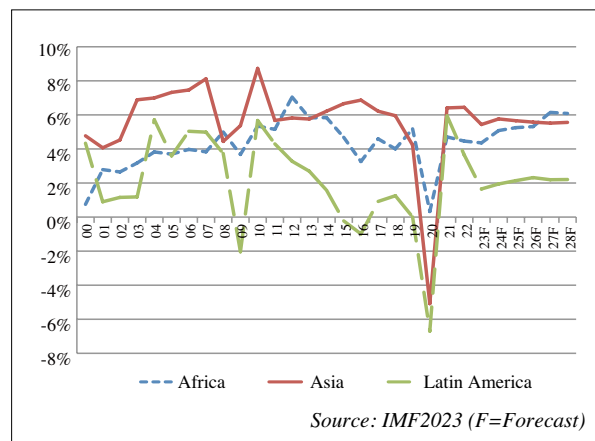


Figure 1.1 shows trends in **real GDP growth** for ITTO producers and consumers from 2000 to 2028 and IMF forecasts

from 2023 to 2028. Growth in ITTO producer countries rebounded to 6.2 percent in 2021 and 5.2 percent in 2022 from a low of -5.6 percent in 2020, the lowest level in ITTO's records. GDP growth is expected to decelerate to 3.8 percent in 2023 and moderate to 4.3 percent by 2028. Growth in ITTO consumer countries contracted by 3.3 percent in 2020, recovering to 5.8 percent in 2021, but with growth decelerating more sharply than in producer countries, dropping year-on-year to 2.7 percent in 2022 and expected to drop to 1.8 percent in 2023. These trends, however, do not indicate the substantial variation between regions and countries.

**Figure 1.2: ITTO Producer Regions Real GDP Growth, 2000-2028**



A comparison of real GDP growth in **ITTO producer regions** is shown in Figure 1.2. Aggregate growth in the **ITTO Latin America/Caribbean region** dropped sharply in 2020, recovering strongly in 2021 although projected to slow to 1.7 percent in 2023 after a relatively high 3.6 percent in 2022, reflecting the risk that inflation will remain relatively high.

Regional GDP growth in the **ITTO African region** grew by 4.7 percent in 2021, recovering from a 0.33 percent contraction in 2020 (the largest on record). The global economy improved more rapidly than expected in the second half of 2020, with spillovers to the African region in the form of increased trade, higher commodity prices, and a resumption of capital inflows. In 2021, the regional economy was supported by improved exports and commodity prices, along with a recovery in both private consumption and investment. However, in 2022 economic activity had decelerated and is expected to decline to 4.4 percent in 2023, reflecting tightening of global financial conditions and investment sources, and dampened global economic activity and export demand.

In the **ITTO Asia-Pacific producer region**<sup>7</sup>, domestic demand remained resilient during the second half of 2022, despite

<sup>5</sup> UNCTAD 2022. *Review of Maritime Transport 2022. Navigating stormy waters*. Available at: [https://unctad.org/system/files/official-document/rmt2022\\_en.pdf](https://unctad.org/system/files/official-document/rmt2022_en.pdf)

<sup>6</sup> IMF 2023. *World Economic Outlook. A rocky recovery*. April 2023. Available at: <https://www.imf.org/en/Publications/WEO/Issues/2023/04/11/world-economic-outlook-april-2>

<sup>7</sup> Note: China is not included in the ITTO Asia-Pacific Producer region and is classified as an ITTO Consumer country.

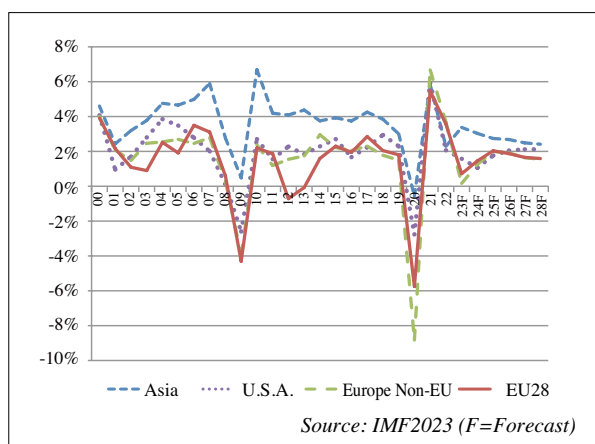


weakening external demand and monetary tightening. GDP growth averaged 6.4 percent in 2022, the same level as 2021 and growth is estimated to average 5.4 percent in 2023<sup>8</sup>. The reopening of the Chinese economy in 2023 is expected to result in a pickup in private consumption with spillovers to the ITTO Asia-Pacific producer region. However, over the medium term IMF expects structural shifts in China's economic model – declining population, slowing productivity growth and structural rebalancing to consumption driven rather than investment driven growth – may reduce growth momentum in the ITTO Asia-Pacific region given the strong trade and supply linkages within the region.

In **India**, economic growth is expected to moderate in response to softening domestic demand which will offset strong external services demand. GDP growth is expected to decline in the Association of Southeast Asian countries (ASEAN) countries from 5.7 percent in 2022 to 4.6 percent in 2023, due to a slight moderation in domestic demand (Malaysia, Thailand), monetary tightening (Philippines) commodity prices easing (Indonesia, Malaysia) and weaker external demand from the United States and Europe. **Viet Nam**'s economy experienced a strong rebound in 2022 with GDP growth reaching 8.0 percent, driven by a rebound in domestic private consumption following COVID-19, and growth in export-oriented manufacturing. However, the public sector's contribution to growth was limited due to limited implementation of public investment programmes. While employment recovered to pre-COVID-19 levels in 2022, weaker global demand led to slowing orders and exports in the 4th quarter, and to renewed labour market pressures. Viet Nam's GDP growth is therefore expected to slow to 5.8 percent in 2023. The main driver of growth will be domestic demand, which may be affected by higher estimated inflation (4.5 percent average) in 2023. Given an expected contraction in external demand, the contribution of net exports will weaken the growth outlook.

Real GDP growth in **ITTO consumer regions** is shown in Figure 1.3.

**Figure 1.3: ITTO Consumer Regions Real GDP Growth, 2000-2028**



<sup>8</sup> IMF 2023. *Regional economic outlook Asia and Pacific. Recovery unabated amid uncertainty*. May 2023. Available at: <https://www.imf.org/en/Publications/REO/APAC/Issues/2023/04/11/regional-economic-outlook-for-asia-and-pacific-april-2023>

Developments in the **United States** economy, because of its size and international linkages, have substantial implications for the global economy and the tropical wood products trade. GDP growth surged in the first quarter of 2021 as consumer spending and domestic demand increased in response to fiscal and monetary stimulus, low interest rates and the positive impact of vaccinations, with business restrictions lifted in states and cities. Growth reached 5.9 percent in 2021 and moderated in 2022 to 2.1 percent although the economy had remained strong, given the global pandemic, severe supply chain issues, the Russia-Ukraine war's impact on global energy markets, and high global inflation. The labour market has stayed very strong with unemployment rates historically low. IMF's April 2023 outlook<sup>6</sup> forecasts growth to contract to 0.7 percent in 2023, although this is an upward revision from previous forecasts.

**China's** economy, the world's second largest, had contracted sharply in 2020 but returned to growth in 2021 (8.4 percent), supported by rising production, consumption, and investment, with significant policy support and inflows of foreign direct investment from international firms. The resurgence of COVID-19 and subsequent lockdowns had disrupted economic activity in 2022, in addition to declining property sales and real estate investment. However, the economy rebounded quickly following China's swift reopening after the COVID-19 outbreaks in late 2022, with GDP growth expected to rebound to 5.2 percent in 2023, from 3.0 percent in 2022. China's reopening and growth of its economy is expected to generate positive spillovers for countries with strong trading links with China, particularly in the Asian region. China's growth is expected to be increasingly consumption driven, in response to pent-up demand for goods and services, rather than investment driven. However, declining population and slowing productivity growth will dampen the growth outlook.

In **Japan**, the world's third-largest economy, the Japanese economy had expanded 1.1 percent in 2022, marking the second year of growth as the country recovered from the COVID-19 pandemic, but the pace slowed from 2.1 percent in 2021. Economic growth is expected to increase slightly in 2023 to 1.3 percent, up from 1.1 percent in 2022, supported by expansionary monetary and fiscal stances.

GDP growth in the **European Union** has slowed significantly in 2022 and early 2023, decelerating sharply in the second half of 2022 as inflation lowered real incomes, and in response to monetary tightening and as growth slowed in key trading partners (see Figure 1.3). A few advanced European economies are expected to post negative sequential GDP growth in the first quarter of 2023. Some emerging European economies already experienced technical recessions—at least two consecutive quarters of negative GDP growth—in 2022. IMF<sup>9</sup> notes that a recession had been avoided because of sharply lower energy prices and government relief measures. The warm winter alleviated natural gas shortages by lowering demand, and weaker economic activity outside Europe (especially in China) freed up global liquified natural gas supply. Proactive policies helped at

<sup>9</sup> IMF 2023. *Regional Economic Outlook. Europe's balancing act: taming inflation without a recession*. April 2023. Available at: <https://www.imf.org/en/Publications/REO/EU/Issues/2023/04/09/regional-economic-outlook-for-europe-april-2023>

both ends by improving infrastructure, increasing imports and inventories, and improving demand efficiency. By early 2023, natural gas and electricity prices had dropped to about half of their 2022 averages. In addition, the unwinding of global supply chain problems eased price pressures through lower shipping costs and more readily available inputs. IMF expects a slow economic recovery for EU economies, with annual GDP growth expected to rebound in 2024—from 0.8 percent in 2023 to 1.4 percent in 2024 in advanced European economies, and from 1.2 to 2.5 percent in emerging European economies.

### Building and construction trends

Demand for tropical primary and secondary wood products is a derived demand, driven by residential, non-residential, and public construction activity as well as consumer wealth and spending. Global housing and construction trends are therefore important indicators of tropical wood products demand.

In 2021, **United States housing starts** reached a seasonally adjusted annual rate of 1.601 million, the highest rate since 2006. In 2022, high demand and historically low inventories of available homes pushed up house prices and rents to unprecedented levels. Although residential house construction continued at high levels, it was constrained by supply-chain issues, labour shortages, and regulatory constraints on homebuilding, including stricter requirements for the energy efficiency of new homes and energy-efficient retrofits of existing homes. With mortgage interest rates increasing, housing markets are expected to cool as affordability pressures increase<sup>10</sup>. In March 2023, privately owned housing starts were at a seasonally adjusted annual rate of 1.420 million, 17.2 percent below the March 2022 rate of 1.716 million. In the medium term, housing starts are expected to be constrained given a slowing in population growth, with growth now less than 0.5 percent per annum compared with over 1 percent during the 2000s housing boom.

**Figure 1.4: United States Housing Starts, 1996-2022**

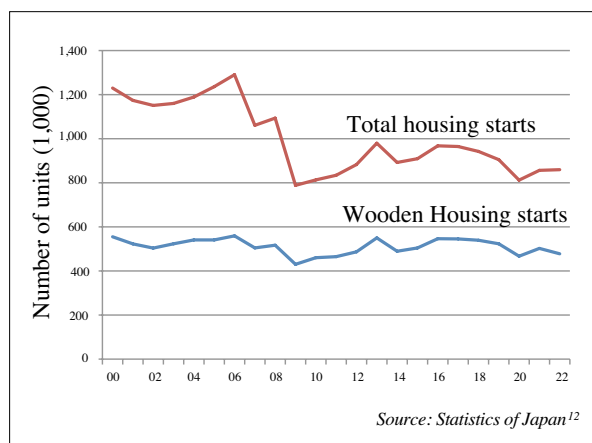


Following four consecutive years of decline, **Japan's** total housing starts increased to 856,000 units in 2021, 5.4 percent more than 2020, although still lower than pre-pandemic levels (Table 1.5). However, Japan faces a long-term demographic

<sup>10</sup> Joint Center For Housing Studies Of Harvard University 2022. *The state of the nation's housing 2022*. Available at: [https://www.jchs.harvard.edu/sites/default/files/reports/files/Harvard\\_JCHS\\_State\\_Nations\\_Housing\\_2022.pdf](https://www.jchs.harvard.edu/sites/default/files/reports/files/Harvard_JCHS_State_Nations_Housing_2022.pdf)

decline, and in 2021 had the largest population drop on record, falling by 644,000 to just over 125.5 million in 2021, reflecting a decline in foreign residents amid tighter border controls over the coronavirus pandemic and the rapidly aging population. Japan's construction industry has been challenged by severe labour shortages and increased material costs. In 2022, housing starts remained at a similar level, although the floor space per house declined 3 percent compared with the previous year. House prices have also risen in response to rising costs of land, raw materials, labour and transport<sup>11</sup>. Japan also continues to have an excess supply of houses, with a significant number of unoccupied houses (accounting for 14 percent of the housing stock). The government has introduced measures aimed at addressing the issue of unoccupied houses, which allow municipal governments to promote the use of vacant homes through easing of land use regulations, and through a revised tax credit programme to encourage property owners to renovate or demolish such properties.

**Figure 1.5: Japan Housing Starts, 2000-2022**



In 2021 **China's** investment in real estate development was 14,760.2 billion yuan, an increase of 4.4 percent year-on-year and an increase of 11.7 percent over 2019. Investment in residential buildings increased 6.4 percent over the previous year, although the pace of growth had slowed throughout the year. However, in 2022, declining property sales and real estate investment had constrained construction activity. National real estate development investment declined by 10.0 percent, with residential investment dropping by 9.5 percent<sup>13</sup>. IMF reported that a large backlog of presold unfinished houses remains to be delivered, putting downward pressure on house prices. The Chinese authorities have responded with a variety of measures to stabilise the real estate sector, including measures to encourage the completion and delivery of unfinished real estate projects. However, the Chinese economy is vulnerable to a correction in real estate prices, as the real estate and construction sectors account for about one-fifth of final demand absorption and a significant proportion of lending<sup>14</sup>. Stabilisation of China's real estate sector is critical for China's

<sup>11</sup> ITTO TTM Report 16-31 March 2023.

<sup>12</sup> Official Statistics of Japan. Available at: <https://www.e-stat.go.jp/en/stat-search/files?page=1&layout=datalist&toukei=00600120&tstat=000001016966&cycle=7&tclassval=0>

<sup>13</sup> National Bureau of Statistics China 2023. *National Real Estate Development and Sales in 2022*. Available at: [http://www.stats.gov.cn/english/Press-Release/202301/t20230118\\_1892298.html](http://www.stats.gov.cn/english/Press-Release/202301/t20230118_1892298.html)

wood products industry because the consumption of wood products is predominantly in the housing sector.

Although construction growth in the **European Union** was estimated at 3 percent in 2022, growth is forecast to drop to 0.2 percent in 2023 and 0 percent in 2024 with no recovery expected until 2025, according to Euroconstruct<sup>15</sup>. This is largely due to the changes in the economic operating environment of construction which has been impacted by the uncertainties and impacts of the Ukraine war, rising interest rates, tightening of the financial market and ongoing problems with construction material availability and costs. Construction growth had rebounded in 2021 in response to pent up demand in the aftermath of the pandemic and low interest rates and was estimated at 6 percent. Construction activity slowed significantly in 2022 in response to significant increases in construction costs. Eurostat notes that the European construction industry had been hit by two consecutive cost shocks within a short period of time. In 2021, during the recovery phase after the COVID-19 pandemic, there were already significant cost increases, which were primarily due to the unexpectedly rapid economic recovery. In 2022, the second significant cost shock within 12 months followed immediately with the Ukraine war. There have been significant differences between countries, with Italy reporting a high growth level of 12.1 percent in 2021, driven in part by EU subsidies, while the United Kingdom is expected to have a negative construction output growth in 2023 (-0.4 percent) alongside Germany which faces negative growth up to 2025.

## Market Policy Trends

Numerous policy measures have been implemented to improve forest law enforcement and governance and counter the trade in illegally harvested timber. These measures, such as the EU Action Plan on Forest Law Enforcement, Governance and Trade, Voluntary Partnership Agreements (VPA's), the EU Timber Regulation (EUTR), amendments to the US Lacey Act and the Australian Illegal Logging Prohibition Bill, and the UK Timber Regulation (UKTR) have been reported extensively in previous editions of ITTO's Biennial Review.

The new “**EU Deforestation Regulation**” was passed by the European Parliament and is expected to be formally approved by the European Council in mid-2023. The requirements are estimated to be enforced for large operators from 18 months after the law enters into force (i.e., from around December 2024) and twelve months later (i.e., from around December 2025) for SMEs. When implemented, the law will prohibit regulated commodities and derived products from being placed on the EU market unless they can be shown to be “deforestation-free” and “forest degradation-free”, produced in accordance with applicable laws, and covered by a “due diligence statement”. It will also prohibit their export from the EU under the same conditions. The regulation will impose mandatory due diligence rules on companies to ensure that

only compliant commodities and products enter the EU market or are exported from it. The regulation will repeal the EU Timber Regulation (EUTR) which already imposes mandatory due diligence rules on EU timber traders<sup>16</sup>.

An ITTO TTM report<sup>17</sup> notes that the EUDR will have a major impact on supply of wood materials to the furniture sector and will also impact significantly on manufacturers of wood furniture both inside and outside the EU. Under the terms of EUDR, both importers and exporters of wood furniture in the EU – together with large operators even if only engaged in internal EU trade – will be obliged to gather and provide geolocation data for all the harvest sites from which all wood components have been derived with each individual consignment before it can be placed on, or exported from, the EU market. This applies to all wood furniture including items such as wood seating not formerly covered by EUTR. The geolocation requirement will apply irrespective of risk of illegal harvest, deforestation, or forest degradation in the region of supply. Furthermore, if regulated material components of furniture products derive from harvest sites in any country or region except those identified by the EC as “low risk”, these operators will be obliged to undertake due diligence to identify and mitigate these risks.

There are, however, concerns from producer countries of the potential impact of the EUDR on market advantages for FLEGT-licensed timber, with Indonesian traders concerned that the new requirements for additional due diligence for FLEGT licensed timber and timber products, would “be the end of the green lane”, which is currently considered the key trade benefit of the FLEGT Licence, both in Indonesia and by EU traders<sup>18</sup>.

A more detailed review of the EUDR, including product coverage, definitions and due diligence requirements is available in recent ITTO Market Information Service publications<sup>19</sup>.

**The Convention on International Trade in Endangered Species of Flora and Fauna (CITES)** decided at the Nineteenth Meeting of the Conference of Parties (CoP19) of CITES on 14-25 November 2022 to list (or make changes to the existing listings) the following tropical timber species in the Appendices of CITES:

- All species of the genus *Pterocarpus* (African rosewood) in Appendix II (co-sponsors EU, Côte d'Ivoire, Liberia, Senegal, Togo)
- All species of the genus *Khaya* (African mahogany) in Appendix II (co-sponsors EU, Benin, Côte d'Ivoire, Liberia, Senegal)
- All African species of the genus *Azelia* (African mahogany) in Appendix II (co-sponsors EU, Côte d'Ivoire, Liberia, Senegal, Togo)

<sup>16</sup> ITTO TTM Report 1-15 April 2023.

<sup>17</sup> ITTO TTM Report 16-30 April 2023.

<sup>18</sup> ITTO/FLEGT IMM 2022. *VPA partner timber trade and market perceptions update*. IMM Report – No 2/ 2022. Available at: [https://www.itto.int/direct/topics/topics\\_pdf\\_download/topics\\_id=7253&no=1&disp=inline](https://www.itto.int/direct/topics/topics_pdf_download/topics_id=7253&no=1&disp=inline)

<sup>19</sup> ITTO TTM Report 1-15 April 2023; ITTO TTM Report 16-30 April 2023.

<sup>14</sup> IMF 2023. *World Economic Outlook. A rocky recovery*. April 2023. Available at: <https://www.imf.org/en/Publications/WEO/Issues/2023/04/11/world-economic-outlook-april-2>

<sup>15</sup> Euroconstruct 2022. *Nearly all factors negative as European construction looks set to stagnate*. November 2022. Available at: [https://www.euroconstruct.org/news/2022\\_94\\_pr\\_uk/](https://www.euroconstruct.org/news/2022_94_pr_uk/)

- All species of the genus *Dipteryx* (Cumaru/Tonka) in Appendix II (co-sponsors EU Colombia, Panama)
- All species of the genera *Handroanthus*, *Roseodendron* and *Tabebuia* (Ipe) in Appendix II (co-sponsors EU Colombia, Panama)
- Uplist *Paubrasilia echinata* (Pernambuco/Brazilwood) from Appendix II to Appendix I (sponsor Brazil). This was the only tree species proposal that failed to pass at COP 19; the COP decided to maintain the species in Appendix II but adopted a decision calling for a number of actions (tracking system for finished products – mostly bows for musical instruments – made from the timber of this tree; more information on and better management of the resource in Brazil; etc.) to improve the implementation of the listing.

Listings of the African species have been in force since February 2023; the Latin American species have been given a two-year delay for entry into force to allow them to prepare and will enter into force from February 2024. The listing of all these species coincides with the end of large-scale EU funding for the CITES Tree Species Program at the end of 2022, so there is currently no comprehensive assistance for countries to implement these new listings or existing listings.

### **Tropical Timber Market Overview**

Tables 1.2 to 1.5 provide an overview of statistics comparing tropical to all timber production and trade for all ITTO member countries and the world (ITTO and non-ITTO member countries) for 2021 and 2022.

	Logs			Sawnwood			Veneer			Plywood		
	All	Tropical	(%)	All	Tropical	(%)	All	Tropical	(%)	All	Tropical	(%)
World production (m <sup>3</sup> )	2 007.6	322.1	(16)	493.4	71.4	(14.5)	16.8	8.5	(50.6)	129.9	49.8	(38.3)
ITTO members production (m <sup>3</sup> )	1 458.4	279.1	(19.1)	366.2	66.4	(18.1)	13.9	8.1	(58.4)	120.6	49.2	(40.8)
ITTO consumer production (m <sup>3</sup> )	1 063.9	14.1	(1.3)	302.6	15.2	(5)	5.4	0.7	(12.6)	95.1	28.0	(29.4)
ITTO producer production (m <sup>3</sup> )	394.5	265.0	(67.2)	63.6	51.2	(80.5)	8.6	7.5	(87.2)	25.5	21.2	(83.1)
World imports (m <sup>3</sup> )	142.8	12.4	(8.7)	152.5	10.9	(7.1)	7.6	4.0	(53.2)	33.7	8.6	(25.6)
ITTO members imports (m <sup>3</sup> )	136.0	12.2	(9)	128.4	9.9	(7.7)	7.2	3.9	(55)	26.1	7.6	(29)
ITTO consumer imports (m <sup>3</sup> )	128.1	9.1	(7.1)	117.9	7.8	(6.6)	6.1	3.5	(57.1)	21.1	6.3	(29.9)
ITTO producer imports (m <sup>3</sup> )	7.9	3.0	(38.5)	10.5	2.1	(19.9)	1.1	0.5	(43.3)	5.0	1.3	(25.4)
World imports (\$)	20 981.1	3 524.2	(16.8)	57 100.1	4 914.3	(8.6)	4 677.9	1 130.6	(24.2)	19 871.9	5 612.5	(28.2)
ITTO members imports (\$)	20 332.2	3 464.8	(17)	50 603.9	4 397.4	(8.7)	4 155.8	1 028.2	(24.7)	16 468.1	5 150.1	(31.3)
ITTO consumer imports (\$)	18 021.4	2 541.7	(14.1)	46 654.1	3 422.1	(7.3)	3 025.7	721.8	(23.9)	14 113.8	4 626.3	(32.8)
ITTO producer imports (\$)	2 310.8	923.1	(39.9)	3 949.7	975.3	(24.7)	1 130.1	306.4	(27.1)	2 354.4	523.8	(22.2)
World exports (m <sup>3</sup> )	135.9	12.0	(8.8)	159.8	11.5	(7.2)	7.1	3.8	(54)	32.8	9.1	(27.7)
ITTO members exports (m <sup>3</sup> )	106.6	9.5	(8.9)	87.3	10.7	(12.2)	5.7	3.7	(64.9)	26.8	8.8	(32.8)
ITTO consumer exports (m <sup>3</sup> )	96.3	0.1	(0.1)	73.3	0.5	(0.6)	1.9	0.1	(4.2)	16.0	1.0	(6.3)
ITTO producer exports (m <sup>3</sup> )	10.3	9.4	(92)	14.0	10.2	(72.7)	3.8	3.6	(96)	10.8	7.8	(71.9)
World exports (\$)	17 153.1	3 370.0	(19.6)	57 531.6	4 910.3	(8.5)	4 598.1	1 019.5	(22.2)	20 258.4	5 705.6	(28.2)
ITTO members exports (\$)	13 944.2	2 572.9	(18.5)	33 927.2	4 501.1	(13.3)	3 533.4	966.7	(27.4)	16 602.8	5 578.4	(33.6)
ITTO consumer exports (\$)	11 321.4	31.5	(0.3)	28 958.4	414.9	(1.4)	2 689.1	184.5	(6.9)	10 439.2	788.3	(7.6)
ITTO producer exports (\$)	2 622.8	2 541.4	(96.9)	4 968.8	4 086.2	(82.2)	844.3	782.2	(92.6)	6 163.7	4 790.1	(77.7)

	Logs			Sawnwood			Veneer			Plywood		
	All	Tropical	(%)	All	Tropical	(%)	All	Tropical	(%)	All	Tropical	(%)
World production (m <sup>3</sup> )	2 011.1	323.9	(16.1)	494.0	71.8	(14.5)	17.0	8.6	(50.8)	129.1	48.9	(37.9)
ITTO members production (m <sup>3</sup> )	1 461.5	280.6	(19.2)	367.0	66.7	(18.2)	14.1	8.2	(58.5)	119.6	48.4	(40.4)
ITTO consumer production (m <sup>3</sup> )	1 065.5	14.1	(1.3)	303.1	15.2	(5)	5.4	0.7	(12.6)	95.1	27.9	(29.4)
ITTO producer production (m <sup>3</sup> )	396.0	266.5	(67.3)	63.9	51.5	(80.6)	8.6	7.5	(87.3)	24.6	20.4	(83.2)
World imports (m <sup>3</sup> )	123.5	10.8	(8.7)	138.7	11.4	(8.2)	6.0	3.1	(50.7)	29.1	7.7	(26.4)
ITTO members imports (m <sup>3</sup> )	116.7	10.6	(9.1)	118.1	10.5	(8.9)	5.7	3.0	(52.6)	22.8	6.7	(29.3)
ITTO consumer imports (m <sup>3</sup> )	108.6	8.0	(7.3)	107.8	8.3	(7.7)	4.6	2.5	(54.7)	18.3	5.4	(29.5)
ITTO producer imports (m <sup>3</sup> )	8.1	2.6	(32.3)	10.3	2.2	(21.2)	1.0	0.5	(43.4)	4.5	1.3	(28.5)
World imports (\$)	18 386.9	3 098.6	(16.9)	54 657.5	5 390.3	(9.9)	4 748.5	1 087.4	(22.9)	20 691.8	6 729.9	(32.5)
ITTO members imports (\$)	17 682.5	3 035.7	(17.2)	48 837.2	4 883.4	(10)	4 192.4	1 002.1	(23.9)	17 568.8	6 266.4	(35.7)
ITTO consumer imports (\$)	15 262.9	2 190.3	(14.4)	44 783.2	3 947.4	(8.8)	3 146.4	706.0	(22.4)	15 331.1	5 733.4	(37.4)
ITTO producer imports (\$)	2 419.6	845.4	(34.9)	4 054.1	936.0	(23.1)	1 046.0	296.1	(28.3)	2 237.7	533.0	(23.8)
World exports (m <sup>3</sup> )	123.3	12.7	(10.3)	136.3	11.0	(8.1)	5.6	2.7	(47.4)	26.8	7.6	(28.5)
ITTO members exports (m <sup>3</sup> )	105.3	10.1	(9.6)	78.9	10.2	(13)	4.3	2.5	(59.4)	23.5	7.3	(31.2)
ITTO consumer exports (m <sup>3</sup> )	95.0	0.1	(0.1)	66.0	0.5	(0.7)	1.6	0.1	(3.3)	14.0	0.9	(6.5)
ITTO producer exports (m <sup>3</sup> )	10.3	10.0	(97.5)	12.9	9.8	(75.8)	2.6	2.5	(94.3)	9.5	6.4	(67.6)
World exports (\$)	15 810.3	3 354.0	(21.2)	54 508.7	5 258.4	(9.6)	4 651.2	935.7	(20.1)	18 983.8	5 737.6	(30.2)
ITTO members exports (\$)	13 539.4	2 563.8	(18.9)	32 670.2	4 689.9	(14.4)	3 488.4	889.2	(25.5)	16 897.9	5 599.3	(33.1)
ITTO consumer exports (\$)	10 960.7	42.6	(0.4)	27 571.5	502.7	(1.8)	2 682.9	156.0	(5.8)	10 729.3	872.5	(8.1)
ITTO producer exports (\$)	2 578.7	2 521.1	(97.8)	5 098.7	4 187.3	(82.1)	805.5	733.2	(91)	6 168.7	4 726.8	(76.6)

	Wooden furniture	Builder woodwork	Mouldings	Cane and bamboo	Other SPWPs
World imports (\$)	91 384.4	19 394.6	7 125.8	5 285.9	22 764.0
ITTO member imports (\$)	78 907.2	17 381.0	6 590.4	4 280.2	20 610.2
ITTO consumer imports (\$)	75 276.7	17 009.1	6 225.1	3 672.8	19 369.6
ITTO producer imports (\$)	3 630.4	372.0	365.3	607.4	1 240.7
World exports (\$)	93 937.7	20 319.0	7 341.6	5 202.5	23 294.3
ITTO member exports (\$)	87 032.0	17 032.3	6 212.7	5 056.7	21 290.9
ITTO consumer exports (\$)	63 427.5	13 827.3	3 737.7	4 020.6	18 445.6
ITTO producer exports (\$)	23 604.5	3 204.9	2 475.0	1 036.1	2 845.2

	Wooden furniture	Builder woodwork	Mouldings	Cane and bamboo	Other SPWPs
World imports (\$)	100 207.1	19 694.3	7 414.3	4 775.3	22 003.2
ITTO member imports (\$)	87 717.7	17 671.2	6 926.9	3 817.2	20 100.9
ITTO consumer imports (\$)	82 917.6	17 286.9	6 572.5	3 220.5	19 128.8
ITTO producer imports (\$)	4 800.1	384.3	354.4	596.7	972.0
World exports (\$)	102 452.7	20 609.4	7 553.8	5 200.9	22 501.6
ITTO member exports (\$)	94 847.7	17 230.1	6 394.2	5 058.1	20 405.7
ITTO consumer exports (\$)	68 304.6	13 868.9	3 610.0	4 024.6	17 622.4
ITTO producer exports (\$)	26 543.2	3 361.2	2 784.3	1 033.5	2 783.3



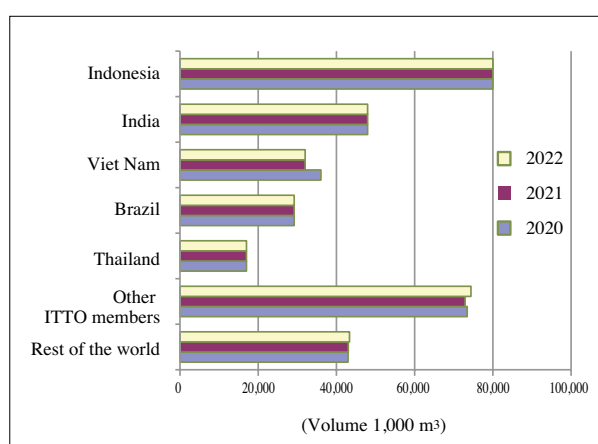
## Chapter 2. PRODUCTION, TRADE AND PRICES OF PRIMARY PRODUCTS

### Industrial Roundwood

#### Production

Production of tropical industrial roundwood (“logs”) in ITTO member countries totalled 279.1 million m<sup>3</sup> in 2021, slightly less than the previous year, with Indonesia, India, Viet Nam, Brazil, and Thailand accounting for about 74 per cent of total ITTO production (Figure 2.1). Although many producer member countries show consistent production during the period 2020 to 2022, this generally reflects the insufficiency of data provided by members<sup>20</sup> and hence the estimates must be considered tentative. Production in 2022 is estimated to moderate to 280.6 million m<sup>3</sup>.

Figure 2.1: Major Tropical Log Producers



Tropical roundwood production in **Indonesia**, the largest ITTO producer country, totalled 80.8 million m<sup>3</sup> in 2021 and 2022 although trends are difficult to discern given the lack of availability of reliable data. Almost all of Indonesia’s production is consumed domestically and most of the harvest is predominantly from industrial plantations (for the pulp and paper industries), with acacias and eucalypts the predominant plantation species. Logs harvested in non-industrial forests are typically processed for sawnwood, veneer, plywood, furniture and woodworking products.

**India** was ITTO’s second largest tropical log producer, with production totalling 48.0 million m<sup>3</sup> in 2021 and 2022. About 2 million m<sup>3</sup> is produced from state-owned forests where the harvesting is severely restricted, with the remaining volume sourced from trees outside forests<sup>21</sup>.

**Viet Nam’s** tropical log production dropped 11.2 percent in 2021 to 32.0 million m<sup>3</sup>, remaining at that level in 2022. In 2014, the government imposed a logging ban in most natural forest areas, a regulation which was extended nationwide in 2017. Since then, all commercial wood supply has been derived from plantations and imports. Commercial plantations comprise mainly acacia and

eucalypt species, and the logs from these plantations are largely sold for woodchip and pulp. Viet Nam is a significant exporter of (mainly acacia) woodchips.

**Brazil’s** tropical roundwood production is mainly concentrated in the northern states of Pará, Amazonas and Mato Grosso, with the plantation estates located in the non-tropical south and southeast regions of the country. Production is estimated at 29.2 million m<sup>3</sup> in 2021 and 2022<sup>22</sup>, although there is a lack of reliable data to examine discernible trends. However, given the increase in tropical wood product exports over the last two years, and continued concerns about levels of deforestation and unsustainable forest management practices in the Amazon region<sup>23</sup>, it can be assumed that production levels have risen.

**Thailand’s** production totalled 17.0 million m<sup>3</sup> in 2021 and 2022. Production is based almost entirely on its rubberwood and other plantation resources.

Appendix 1 (Table 1-1-d) shows that only one other ITTO producer member (**Malaysia**) had log production exceeding 10 million m<sup>3</sup> (11.2 million m<sup>3</sup> in 2021), with the largest volume from natural forests being in the state of Sarawak. Production has continued to decline in natural forests in response to Government policy on implementing sustainable forest management, particularly reductions in the allowable harvest. Production had dropped significantly in 2020 (by 24 percent) to 13 million m<sup>3</sup>, with production affected by restrictions related to control of the pandemic.

**Malaysia’s** forests are regarded as generally well-managed. The extent of certified forests under the Malaysian Timber Certification Scheme (MTCS) had increased from 5.27 million ha in 2020 to 5.35 million ha in 2021<sup>24</sup>. There were 384 PEFC CoC certificate holders as of 31 December 2021. Almost all the State-owned Forest Management Units in Peninsular Malaysia are MTCC-certified, while the area of certified forests in Sabah and Sarawak is more limited. Much of the natural forest harvest is exported as plywood, sawnwood and logs, while a large part of the furniture manufacturing sector is based on rubberwood which is grown in plantations.

In the Pacific region, **Papua New Guinea** and the **Solomon Islands** (not an ITTO member) are both significant producers, although most of the annual harvest in both countries is exported overwhelmingly as logs to China. In 2021, Cameroon, Myanmar, the Philippines, Gabon, Dem. Rep. of Congo, Côte d’Ivoire, Ghana, and Ecuador, also had production exceeding 2 million m<sup>3</sup>/annum.

In the African region, ITTO members accounted for only 45 percent of African production, with Nigeria (9.8 million m<sup>3</sup>), Uganda (4.4 million m<sup>3</sup>), Ethiopia (2.9 million m<sup>3</sup>), Tanzania

<sup>20</sup> In the absence of data from official or unofficial sources, data is repeated from the previous year..

<sup>21</sup> Kant P. and Nautiyal R. 2021. *India timber supply and demand 2010-2030. An analysis of the supply, demand, and end use of timber in India and its projections into the coming decade.* ITTO Technical Report.

<sup>22</sup> Tropical roundwood estimates for Brazil do not include production in plantations located in the tropical zone.

<sup>23</sup> ITTO TTM Report 16-31 January 2023

<sup>24</sup> Malaysian Timber Certification Council (MTCC) 2021. *Annual Report 2021.* Available at: <https://mtcc.com.my/wp-content/uploads/2023/03/MTCC-Annual-Report-2021.pdf>

(1.8 million m<sup>3</sup>) and Zambia (1.8 million m<sup>3</sup>) being significant non-ITTO producers (see Table 1-1-e).

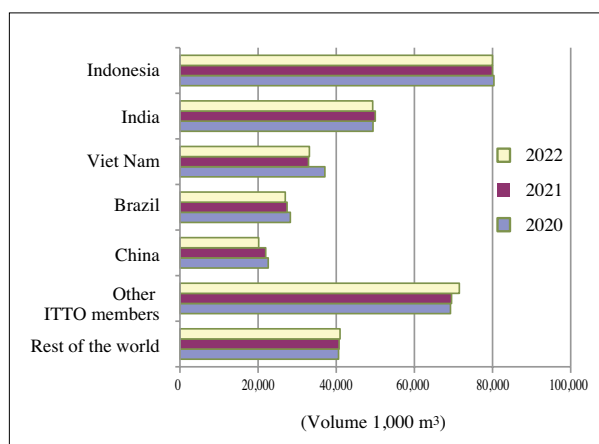
**China** is the only ITTO consuming country to produce tropical logs in industrial quantities, with production totalling 14.0 million m<sup>3</sup> in 2021 and 2022. The bulk of China's tropical log production comes from its southern provinces of Hainan Island and Yunnan. China's forest plantation resources have been increasing and now contribute to a greater proportion of total production, with the bulk of China's rubberwood plantations located in Hainan and Yunnan provinces.

The regional breakdown of tropical log production amongst ITTO producer members is given in Appendix 1 (Table 1-1-d). The Asia-Pacific producer region produced about 76 percent of ITTO producer members' tropical hardwood logs in 2021. Latin America's share of production was about 15 percent, with the African region accounting for the remainder (about 9 percent). During the period 2021 to 2022 production declined marginally in the African region while Asia-Pacific and Latin America/Caribbean production had increased. These trends may, however, reflect the quality of information provided, as only a few member countries provided reliable estimates for this period.

## Consumption

Figure 2.2 shows that tropical log consumption<sup>25</sup> for 2020-2022 was closely linked to production trends in the top five countries.

**Figure 2.2: Major Tropical Log Consumers**



Tropical log consumption in **Indonesia** - the largest tropical log consumer country - declined marginally in 2021 compared with the previous year and totalled 80.0 million m<sup>3</sup>, remaining at that level in 2022. **India's** consumption levels were up slightly in 2021 at 50.0 million m<sup>3</sup> in 2021, declining in 2022 to 49.3 million m<sup>3</sup>. Most of the volume is consumed in the domestic construction and plywood sectors. **Viet Nam's** tropical log consumption was down 11.3 percent in 2021 to 32.9 million m<sup>3</sup>, remaining at a similar level in 2022. **Brazil and China's** consumption levels declined in 2021 and 2022, although, as discussed previously, the trend reflects the lack of

<sup>25</sup> Consumption data presented in this report have been derived from production and trade data and not obtained from direct country source data. As such, the data should be interpreted with caution.

reliable data on tropical log production.

The top five log consuming countries accounted for over 75 percent of total ITTO consumption of tropical logs in 2021. At a regional level, the Asia-Pacific region (producers and consumers) consumed 79 per cent of total ITTO tropical log production, followed by Latin America/Caribbean (13 percent) and Africa (8 percent). Consumption in the Asia-Pacific region had declined by 3 percent year-on-year in 2021, with Malaysia and Indonesia accounting for most of the decline. In the Latin America/Caribbean regions, domestic consumption dropped by 2 percent respectively over the same period, while Africa's consumption increased 5 percent. The proportion of log production utilized domestically averaged about 98 percent in Asia-Pacific and 92 percent in Latin America/Caribbean in 2021, whilst African producers consumed an average of 88 percent of their total log production in 2021.

## Imports

Figure 2.3 shows the major trade flows for tropical logs in 2021. Tropical log imports by ITTO members have declined year-on-year from a peak in 2014, when demand in China had accelerated, dropping to a low of 12.3 million m<sup>3</sup> in 2020, before moderating in 2021 at 12.2 million m<sup>3</sup>, and dropping to 10.6 million m<sup>3</sup> in 2022, about 13 percent less than the previous year and the lowest level in ITTO records.

The global tropical log trade continues to focus on the Asia-Pacific region and three major markets - China, India, and Viet Nam - together accounted for 89 per cent of tropical log imports in 2021. They have grown in importance and had only accounted for 44 percent of ITTO tropical log imports in 2020. The major directions of the global tropical log trade in 2021 were from Papua New Guinea, the Solomon Islands (not an ITTO member) and Brazil to China, from Malaysia to India, and from Brazil to Portugal. There was a significant trade from the African region to China and Viet Nam. Most of the other significant Asian producers such as Indonesia, Thailand, the Philippines, Lao PDR, and Cambodia have some form of log export ban in place.

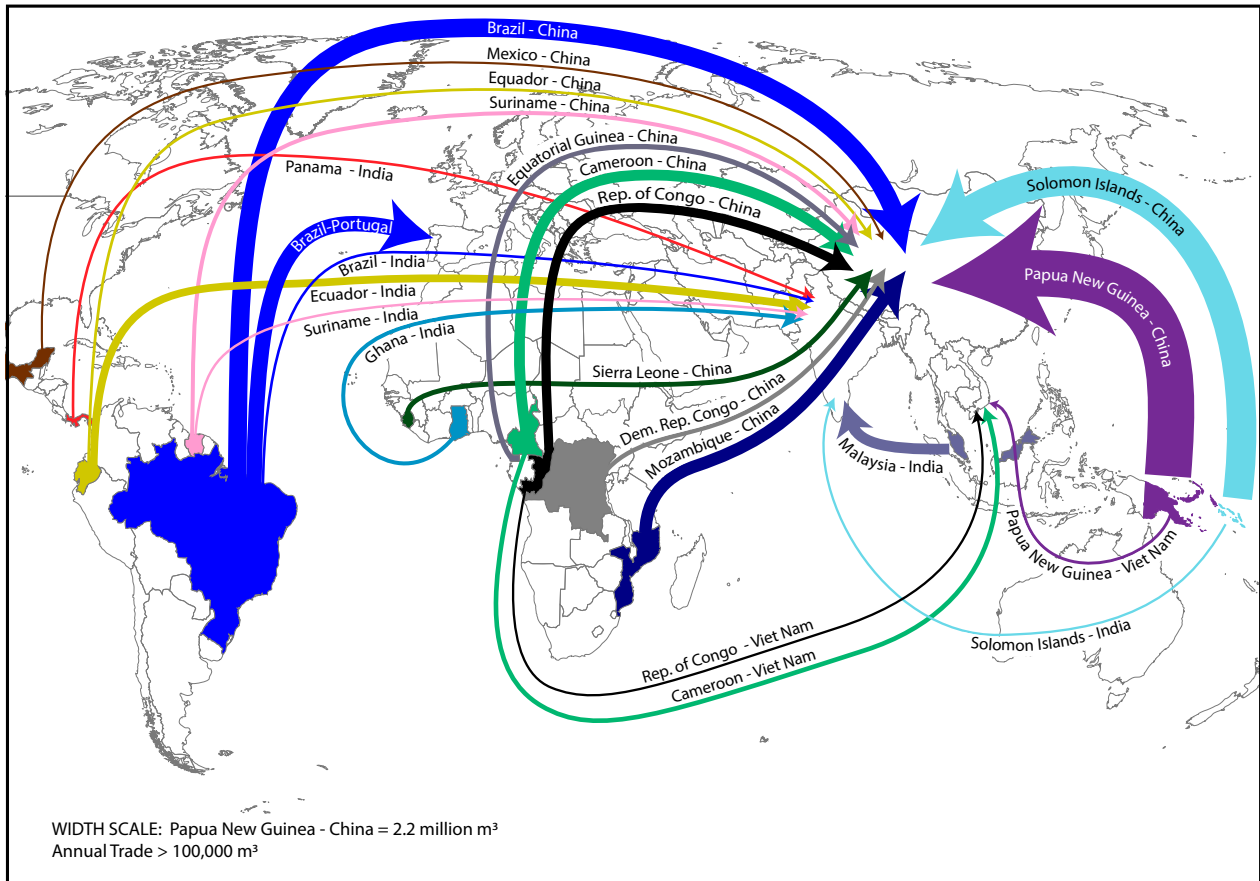
Tropical log imports by all members in 2021 were 22 percent (or 2.659 million m<sup>3</sup>) greater than total tropical log exports reported by all members. The differences between reported ITTO imports and exports in 2021 were made up by reported log exports from non-ITTO countries, particularly the Solomon Islands (1.5 million m<sup>3</sup>), Equatorial Guinea (250 000 m<sup>3</sup>), Sierra Leone (239 000 m<sup>3</sup>), Nigeria (134 000 m<sup>3</sup>), Lao PDR (71 000 m<sup>3</sup>) and Singapore (71 000 m<sup>3</sup>).

Figure 2.4 shows the top ITTO tropical log importers in 2020-2022 ranked by import volume in 2021. ITTO member countries (producers and consumers) in the Asia-Pacific region accounted for the bulk (92 percent) of ITTO imports and 35 percent of ITTO exports of tropical hardwood logs in 2021.

**China** continues to be the most important market in the tropical log trade, accounting for about 65 per cent of ITTO tropical log imports in 2021. However, import volumes have continued to contract year-on-year since 2018. In 2021, imports were down 8 percent on the previous year and continued to contract in 2022 (by 22 percent) to 6.180 million m<sup>3</sup>. In 2021,



**Figure 2.3: Major Trade Flows: Tropical Industrial Roundwood 2021 (million m<sup>3</sup>)**



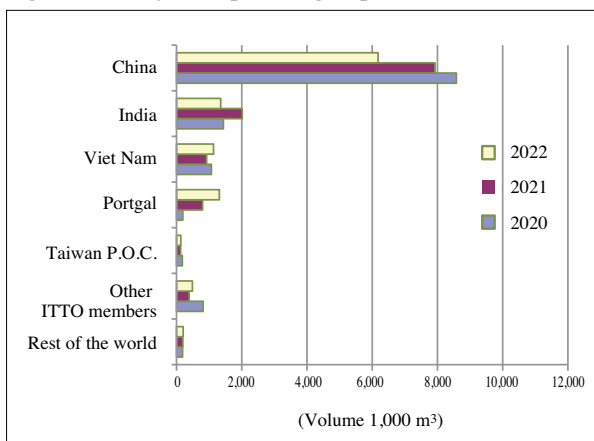
Source: COMTRADE

Note: Major trade flows include annual trade greater than 100 000 m<sup>3</sup>.

although measures to rebuild the economy had led to a strong rebound in construction activity and a resumption in imports in early 2021, construction activity declined later in the year and tropical log import levels dropped to 7.925 million m<sup>3</sup>. Tropical log imports had increased in the 1<sup>st</sup> half of 2022, up 9 percent by volume and 7 percent by value compared with the same period in 2021, with imports from PNG being the main source of growth. However, later in the year, sporadic COVID outbreaks and subsequent lockdowns had disrupted supply chains, affecting wood processing and consumer

spending. The GTI-China Index<sup>26</sup> reported problems with timber procurement, and delays in delivery of raw materials in December 2022. Importantly, the crisis in the real estate sector had constrained overall construction activity and reduced timber demand, in addition to a contraction in export market demand for China's processed wood products.

**Figure 2.4: Major Tropical Log Importers**



Note: China does not include Taiwan P.O.C., Hong Kong S.A.R. or Macau S.A.R.

In January 2023, domestic demand picked up in response to an earlier than anticipated relaxation of COVID restrictions, and the introduction of real estate stimulus policies. However, the recovery in economic growth has been slower than expected and in the 1<sup>st</sup> quarter of 2023, tropical log imports declined 14 percent in volume to 1.54 million m<sup>3</sup> and 32 percent in value to USD 385 million<sup>27</sup>.

In 2021, Papua New Guinea and the Solomon Islands were China's major tropical log suppliers, together accounting for 46 per cent of China's imports by volume, but there were also significant supplies from Brazil, Mozambique, Cameroon, Republic of Congo, Equatorial Guinea, Sierra Leone, Dem. Rep. of Congo and Suriname (see Appendix 2 Table 2-1). In recent years, China has become less reliant on Southeast Asian log supplies as their availability has declined, diversifying its tropical supply sources to the Pacific and Africa, even though

<sup>26</sup> Global Green Supply Chain 2022. *GTI Index Report December 2022*. Available at: <https://itto-ggsc.org/>

<sup>27</sup> ITTO TTM Report 1-15 May 2023, cites China Customs.

a number of exporters have full or partial logging and log export bans in place. In 2022, tropical log imports from all the major suppliers had declined, except for PNG, where import volumes rose 8 percent to 2.34 million m<sup>3</sup>, up 11 percent year-on-year.

Tropical logs only constituted about 12 percent of China's total log imports in 2021 with substantial non-tropical log imports amounting to 55.7 million m<sup>3</sup>, of which 5.87 million m<sup>3</sup> are temperate hardwoods.

**India's** tropical log imports have fluctuated over the last five years. Import volumes had plunged by 43 percent in 2020 in response to a severe contraction in India's economy which had impacted the construction sector, and significant shutdowns in wood processing facilities in response to the pandemic. The decline in imports reflected demand levels and supply restrictions to India's plywood industry which is a significant end user of tropical logs. Imports rebounded in 2021 (by 40 percent) to 2.0 million m<sup>3</sup> as the sector responded to pent-up demand and the lifting of business restrictions, and higher spending on home improvement. However, demand had been dampened by the severe resurgence of the pandemic in mid-2021 which had disrupted the construction and manufacturing sectors and significantly reduced consumer confidence. In 2022, the construction sector had been impacted by a significant rise in construction costs, property prices, and mortgage rates, although residential housing demand had remained strong. The wood processing sector had also been impacted by weak consumer sentiment in response to rising inflation, rising manufacturing costs and labour shortages<sup>28</sup>. The volatility of the Indian currency, which reached historic lows against the US dollar, had also pushed up the cost of imports although freight rates for shipping had declined in the second half of 2022. In 2022, tropical log imports dropped one-third by volume to 1.4 million m<sup>3</sup> compared with the previous year.

India's imports from Malaysia, the major supplier, have continued to trend downwards and they amounted to 533,802 m<sup>3</sup> in 2021. Other important suppliers to India in 2021 were Brazil, Ecuador, Ghana, Panama, Suriname and the Solomon Islands (see Appendix 2 Table 2-1). India's supply sources reflect a strong preference for teak, although import demand for durable hardwood substitutes such as merbau, balau, kapur, kempas, meranti, and plantation teak, have grown. Plantation teak is now available from several tropical supplying countries in Africa and Latin America/Caribbean, including Brazil, Colombia, Costa Rica, Ecuador, Ghana, Côte d'Ivoire, Nigeria, and Tanzania. Imports of natural teak from Myanmar, previously a major tropical log supplier, had plunged to minimal levels following the imposition of a log export ban in April 2014.

About 41 percent of **Viet Nam's** log imports are of tropical origin, and they totalled 0.9 million m<sup>3</sup> in 2021, valued at USD 265 million, having declined year-on-year from a peak in 2016 at 2.4 million m<sup>3</sup>. The major suppliers by volume in 2021 were Cameroon (26 percent), PNG (15 percent), the Rep. of Congo (15 percent), Suriname (9 percent), Nigeria (9 percent), and Brazil (7 percent). About half of Viet Nam's imports were from the African region. While tropical log imports declined between 2018 and 2021, there had been a corresponding increase in imports of tropical sawnwood over the period. In 2022,

<sup>28</sup> ITTO TTM Report 16-31 July 2022.

Viet Nam's tropical log imports rebounded to 1.1 million m<sup>3</sup>, as domestic demand for tropical hardwoods increased, in contrast to non-tropical softwoods and hardwoods which had declined in response to a contraction in export demand for furniture in US and EU markets<sup>29</sup>. Imported tropical hardwoods are reportedly consumed predominantly in **Viet Nam's** domestic market<sup>30</sup>.

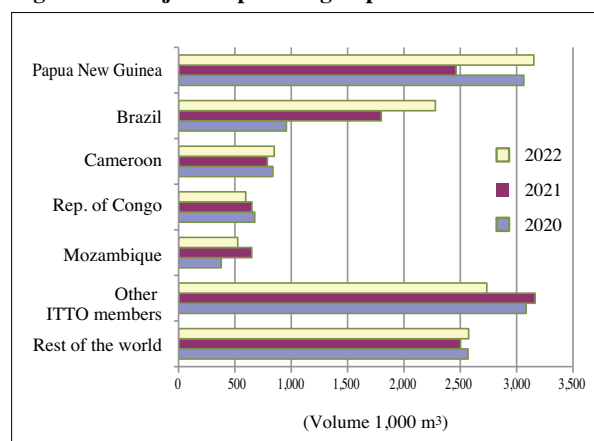
Portugal was the fourth largest importer of tropical logs, totalling 0.7 million m<sup>3</sup> in 2021, over 90 percent of which were eucalypts from Brazil. Imports had risen significantly from a negligible base and continued to rise in 2022 to 1.3 million m<sup>3</sup>. These import volumes have been reported by Portugal as tropical logs, although in the absence of Brazilian export data, the Secretariat is unable to confirm the origin (as Brazil has extensive eucalypt plantations in the non-tropical zone).

ITTO members (producers and consumers) accounted for nearly all (98 percent) of global imports of tropical logs in 2021.

## Exports

Figure 2.5 shows the major ITTO tropical log exporters in 2020-2022, ranked by 2021 export volume.

**Figure 2.5: Major Tropical Log Exporters**



Exports of tropical logs from ITTO producer countries were 9.4 million m<sup>3</sup> by volume in 2021 and accounted for 79 percent of global exports. **Papua New Guinea** (PNG) was the largest global exporter of tropical logs in 2021, with exports totalling 2.5 million m<sup>3</sup>, about 20 percent less than the previous year, although exports rebounded in 2022 (by 28 percent) to 3.2 million m<sup>3</sup>. PNG's tropical log exports have continued to be overwhelmingly to China, which in 2021 accounted for over 90 percent of PNG's exports. Viet Nam, Rep. of Korea, and Taiwan P.O.C. were the only other important markets, absorbing 6 percent, 3 percent, and 2 percent respectively by volume in 2021. The major species exported in 2022 were taun (22 percent), kwila (9 percent), calophyllum (9 percent), malas (6 percent), terminalia (6 percent) and dillenia (6 percent)<sup>31</sup>.

<sup>29</sup> ITTO TTM Report 1-15 January 2023.

<sup>30</sup> Forest Trends 2021. *Vietnamese imports of high-risk timber: Current status and control mechanisms*. Available at: <https://www.forest-trends.org/wp-content/uploads/2021/07/Vietnamese-imports-of-high-risk-timber-BRIEF.pdf>

<sup>31</sup> SGS 2022. *Log export monitoring monthly report for December 2022 to the Papua New Guinea Forestry Authority*. February 2023. SGS PNG Limited. Available at: [https://pngforests.files.wordpress.com/2023/04/sgs\\_dec\\_2022.pdf](https://pngforests.files.wordpress.com/2023/04/sgs_dec_2022.pdf)

Severe log export bans and other impediments imposed by other major log exporters have benefited both PNG and the Solomon Island's exports to China in recent years. However, the government of PNG imposed log export duties in February 2020 and has announced intentions to reduce log export volumes by half by 2025, with log exports to cease by 2030<sup>32</sup>, although implementation remains uncertain.

The **Solomon Islands** (not an ITTO member) also exports substantial volumes of tropical logs to China (1.4 million m<sup>3</sup> in 2021) although, according to official estimates the rate of harvesting has far exceeded the sustainable capacity of the merchantable forests<sup>33</sup>, and most projections estimate that these forests will be exhausted within the next decade<sup>34</sup>. In 2022, log production had been affected by the continued impacts of civil unrest and restrictions resulting from community outbreaks of COVID-19. Log production had reportedly contracted by 22 percent in 2022, the fourth consecutive year of decline<sup>35</sup>. While logging output fell below 2.0 million m<sup>3</sup> in 2022, it still greatly exceeded the sustainable harvest rate of 250,000 m<sup>3</sup>. Although production had reportedly declined in 2022, log exports were up slightly to 1.5 million m<sup>3</sup>.

**Malaysia's** tropical log exports have been trending downwards over the last 10 years, reflecting restrictions in availability of tropical roundwood, a log export ban in the State of Sabah, and log export restrictions in the State of Sarawak. Exports have progressively declined year-on-year since 2014, dropping 34 percent year-on-year to 608,000 m<sup>3</sup> in 2021 and expected to plunge by 50 percent in 2022 to 305,000 m<sup>3</sup>, the lowest recorded volume in ITTO's statistical records. In 2020, exports had plunged by 31 percent to 916,000 m<sup>3</sup> due to COVID-19 related working restrictions and reduced demand in India, the major market. Appendix 2 (Table 2-1) shows that 88 percent of Malaysia's tropical log exports in 2021 were to India and 7 percent were to Taiwan P.O.C., with the other major markets (Japan, Rep. of Korea, China, and Viet Nam) located in the Asian region. In the state of Sabah, where local industries had become concerned about the declining availability of logs for wood processing, a temporary log export ban was introduced in May 2018 to eliminate the level of uncertainty over log supply which had curbed investment in downstream processing<sup>36</sup>. The ban was lifted in January 2022 with some restrictions.

The reduced availability of logs from the Asia-Pacific region has continued to put pressure on alternative tropical log supply sources, particularly from the African region but more recently, the Latin America/Caribbean region.

<sup>32</sup> The National 2020. *Minister reveals deadline for log exports extended. 10 June 2020*. Available at: <https://www.thenational.com.pg/minister-reveals-deadline-for-log-exports-extended/>

<sup>33</sup> Ministry of Forestry and Research 2018. *State of Forestry Industries*. Solomon Islands Ministry of Forestry and Research. Available at: <http://mofr.gov.sb/foris/forestIntries.do>. Accessed 15/04/2019.

<sup>34</sup> The Guardian 2021. *From a forest in Papua New Guinea to a floor in Sydney: how China is getting rich off Pacific timber*. June 1, 2021. Available at: <https://www.theguardian.com/world/2021/jun/01/from-a-forest-in-papua-new-guinea-to-a-floor-in-sydney-how-china-is-getting-rich-off-pacific-timber>

<sup>35</sup> Asian Development Bank 2023. *Asian Development Outlook April 2023*. Available at: <https://www.adb.org/sites/default/files/publication/863591/sol-ado-april-2023.pdf>

<sup>36</sup> ITTO TTM Report 22:10, 16-31 May 2018.

**ITTO Africa's** tropical log exports declined steadily year-on-year between 2016, when demand in China had escalated, to 2020, when production levels were impeded by COVID-19 control measures, and demand conditions in major export markets. In 2021, exports recovered marginally and were up 8 percent by volume to 2.9 million m<sup>3</sup>, before declining to 2.8 million m<sup>3</sup> in 2022 in response to a slowdown in demand in China in the second half of the year.

Cameroon, Republic of Congo, Mozambique, Ghana, and the Dem. Rep. of Congo were the major ITTO African exporters in 2021, with China, Viet Nam, and India the major export destinations. EU countries have diminished in importance as African suppliers have faced difficulties in conforming to the requirements of the EUTR and its associated costs<sup>37</sup>. However, in mid-2022 the disruptions from the Russia-Ukraine war had reportedly resulted in shortages of European oak and beech, pushing up demand for alternative species, including African species<sup>38</sup>. West and Central African producers have also been concentrating their marketing efforts on Asia and the Middle East where trade levels are high, and they are willing to accept less stringent requirements than buyers in Europe.

Longer-term exports from the region will also be impacted by a ban on log exports, if implemented, by member countries of the Central African Economic Union (CEMAC), which include Cameroon, Rep. of Congo, Gabon, Central African Republic, Equatorial Guinea, and Chad. However, the entry into force was initially scheduled for 1 January 2022, then postponed to 1 January 2023 and has now been further postponed to a date yet to be determined<sup>39</sup>. Despite the postponement, the Republic of Congo has suspended log exports as of 1 January 2023. Gabon has already implemented a total ban on log exports, which has been in place since 2010. In 1999, a partial ban on log exports was implemented in Cameroon in compliance with the 1994 forestry law provisions, giving companies five years to apply the ban. However, logs continued to be exported via quota systems and exceptions built into the regulations that allowed continued export of certain species. More recently, the government of Cameroon has reportedly increased duties and export taxes on logs which prompted some operators to stop production in January 2023<sup>40</sup>.

The African Continental Free Trade Agreement (AfCFTA) became operational in 2021 and is expected to increase intra-regional trade in wood products when fully implemented. Ghana and Cameroon have agreed to begin trading under the AfCFTA, which is expected to boost trade through trade facilitation measures, reductions in non-tariff trade barriers and reduction in tariffs<sup>41</sup>. However, port and inland logistical capabilities in the West African region are acknowledged as limiting the competitiveness of African exporters in extra-regional markets.

<sup>37</sup> ITTO TTM Report 1-15 April 2023.

<sup>38</sup> ITTO TTM Report 1-15 August 2022.

<sup>39</sup> VOA 2 Feb 2023. *Central African States Fail to Honor Timber Export Ban*. Available at: <https://www.voanews.com/a/central-african-states-fail-to-honor-timber-export-ban-6945074.html#:~:text=However%2C%20an%20online%20meeting%20of,and%20Equatorial%20Guinea%20have%20not>

<sup>40</sup> ITTO TTM Report 1-15 January 2023.

<sup>41</sup> ITTO TTM Report 16-31 August 2022.

Tropical log exports from **Cameroon**, Africa's largest, and ITTO's third-largest exporter in 2021, declined year-on-year (by 6 percent) to 788 018 m<sup>3</sup> in 2021, over 40 percent less than the level in 2018. Most of the exports in 2021 were to China (63 percent) and Viet Nam (30 percent), with smaller volumes to Asian and EU destinations. Exports picked up in 2022, totalling 849,000 m<sup>3</sup>.

Tropical log exports from the **Republic of Congo** have declined year-on-year since 2018 and totalled 651,000 m<sup>3</sup> in 2021, declining to 596,000 m<sup>3</sup> in 2022. Exports are expected to plunge in 2023 following the log export ban implemented on 1 January 2023. The Republic of Congo's exports in 2021 were predominantly to China (73 percent) and Viet Nam (21 percent), with okoumé being the most important species exported, followed by sapele, tali and okan.

Tropical log exports from **Mozambique** plunged by 48 percent in 2020 to 379,000 m<sup>3</sup>, rebounding in 2021 to 650,000 m<sup>3</sup>. Almost all (91 percent) of the export volume was destined for China. Although the Mozambique government has introduced forestry reforms and measures to curb the illegal trade, log exports have been in violation of a ban on unprocessed log exports since January 2017, and prohibitions on the logging of principal species (*Pterocarpus tinctorius*, *Swartzia madagascariensis*, and *Combretum imberbe*) since 2018<sup>42</sup>.

While tropical log exports from the Africa and Asia-Pacific regions have been trending downwards over the last 4 years, exports from the **Latin America/Caribbean** region have surged to 3.2 million m<sup>3</sup> in 2021 and 3.6 million m<sup>3</sup> in 2022, over three times the level in 2016. Almost all of the increase has been from **Brazil**, with exports doubling in 2021 to 1.8 million m<sup>3</sup> in 2021 and continuing to grow in 2022 (by 27 percent) to 2.3 million m<sup>3</sup>. Prior to 2018, Brazil's exports of tropical logs were negligible. Brazil's exports in 2021 were predominantly to China (48 percent), Portugal (40 percent), and India (7 percent). Other important tropical log exporters in the region include Ecuador (518 435 m<sup>3</sup>), Suriname (317 721 m<sup>3</sup>), Panama (145 370 m<sup>3</sup>) and Mexico (118 106 m<sup>3</sup>), with all countries except Suriname reporting a year-on-year increase in exports 2020 and 2021.

**Non-ITTO member producers** exported 2.5 million m<sup>3</sup> of tropical logs in 2021, about 21 percent of the world total. The significant non-ITTO Member exporters in 2021 were the Solomon Islands (1.5 million m<sup>3</sup>), Equatorial Guinea (250 000 million m<sup>3</sup>), Sierra Leone (239 000 m<sup>3</sup>) and Nigeria (134 000 m<sup>3</sup>). Equatorial Guinea's exports had declined in 2019 in response to a log export ban imposed in January 2019, but this was lifted in October 2020, with the government citing the special circumstances from the impact of COVID-19

<sup>42</sup> EIA 2018. *African log bans matter: Reforming Chinese Investment and Trade in Africa's Forest Sector*. Available at: [https://content.eia-global.org/assets/2018/09/AfricanLogBansMatter\\_LowRes.pdf](https://content.eia-global.org/assets/2018/09/AfricanLogBansMatter_LowRes.pdf)

<sup>43</sup> Government of the Republic of Equatorial Guinea 2020. *Decree authorising the export of roundwood*. Available at: <https://www.guineaequatorialpress.com/noticia.php?id=16480&lang=en>

<sup>44</sup> Nigeria Customs Services. *Export Prohibition List*. Available at: <https://customs.gov.ng/ProhibitionList/export.php>

<sup>45</sup> [https://www.terraily.com/reports/Logging\\_exports\\_banned\\_in\\_Sierra\\_Leone\\_999.html](https://www.terraily.com/reports/Logging_exports_banned_in_Sierra_Leone_999.html)

on the economy<sup>43</sup>. A significant proportion of Sierra Leone and Nigeria's log exports have been of "kosso" (*Pterocarpus erinaceus*) to China, with both countries' trade being subject to unsustainable harvesting levels and illegalities, and in violation of log export bans on logs and unprocessed sawnwood<sup>44,45</sup>.

## Sawnwood

### Production

Production of tropical sawnwood in ITTO producer member countries accounted for 72 percent of world tropical sawnwood production in 2021 and totalled about 51.2 million m<sup>3</sup>. Production remained at about the same level in 2022, at 51.5 million m<sup>3</sup>. Nearly 80 percent of production in 2021 in ITTO producer countries was in the Asia-Pacific region, while Latin America/Caribbean and Africa accounted for 11 percent and 10 percent respectively. There are several countries in the Asia-Pacific region with relatively large production levels – notably India, Viet Nam, Thailand, Malaysia, Indonesia and Myanmar (in descending order by volume), although the accuracy of data for the Asia-Pacific region continues to be impaired by the lack of information provided by India which is the largest producer in the region.

Tropical sawnwood production in Latin America has fluctuated in recent years, with production totalling 5.5 million m<sup>3</sup> in 2021, a marginal increase on 2020. Brazil accounted for 54 percent of the region's production in 2021, with Peru, Ecuador, and Costa Rica, also being important producers.

Production in the African region had grown steadily year-on-year to 2019, reaching 5.6 million m<sup>3</sup>, before declining in 2020 and 2021, increasing in 2022 to 5.4 million m<sup>3</sup>. Cameroon, Gabon, Côte d'Ivoire, Mozambique, Ghana, and Rep. of Congo (in descending order by volume) were the largest producers in the region. A continuing trend within the African region has been the transfer of industry investment from predominantly European to Asian-owned firms, reflecting an increase in China's demand for hardwood sawnwood from non-traditional sources, Asia's demand for a wider range of species than demanded by European buyers, and the high costs associated with producing certified products required by European markets.

**Figure 2.6: Major Tropical Sawnwood Producers**

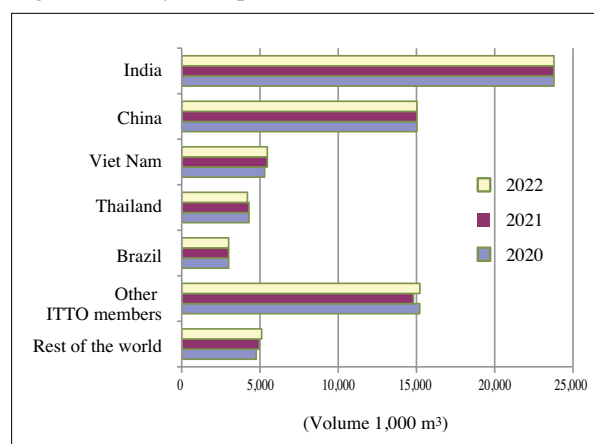


Figure 2.6 shows the major ITTO producers of tropical sawnwood in the 2020-2022 period, ranked by 2021 production.



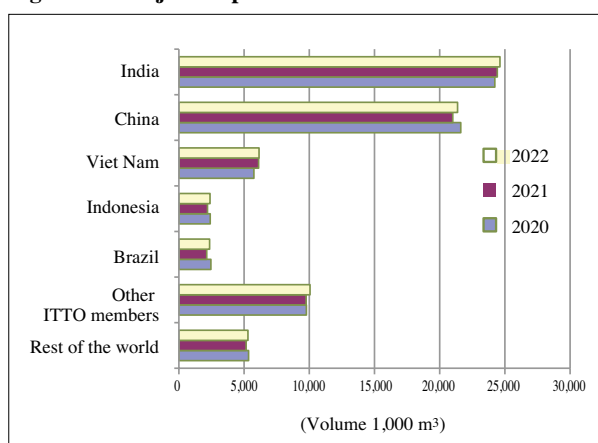
The top four producers (India, China, Viet Nam, and Thailand) are all located in the Asian region. Together with Brazil, they produced nearly 78 percent of ITTO's tropical sawnwood production in 2021. Appendix 1 shows that five other ITTO producer and consumer countries (Indonesia, Malaysia, Myanmar, Cameroon, and Gabon) produced more than 1 million m<sup>3</sup> of tropical sawnwood in 2021. Côte d'Ivoire, Ghana, Mozambique, Peru, and Ecuador produced more than 500 000 m<sup>3</sup> over the same period. In 2021, about 7 per cent of world tropical sawnwood production was in non-ITTO countries, of which Nigeria, Paraguay, Bolivia, Bangladesh, Lao PDR and Uganda were the most significant.

China is the only significant tropical sawnwood producer among ITTO consumer countries, with production totalling 15.0 million m<sup>3</sup> in 2021, with the sawmilling industry continuing to be dominated by small and medium-sized enterprises. Production estimates from numerous, small-scale enterprises are therefore likely to be underestimated.

## Consumption

Figure 2.7 shows the main ITTO consumers of tropical sawnwood in 2020-2022, ranked by 2021 consumption.

**Figure 2.7: Major Tropical Sawnwood Consumers**



*Note: China does not include Taiwan P.O.C., Hong Kong S.A.R. or Macau S.A.R.*

Total ITTO tropical sawnwood consumption declined year-on-year from 2019 to 2021, totalling 65.6 million m<sup>3</sup> in 2021, before increasing to 66.9 million m<sup>3</sup> in 2022. Consumption in 2021 and 2022 had increased slightly in India, the major consumer, with Viet Nam following the same trend. China's consumption had dropped slightly in 2021, recovering in 2022. The five countries in Figure 2.7 accounted for 84 percent of ITTO members' consumption of tropical sawnwood in 2021. India accounted for 37 percent of ITTO consumption, followed by China (32 percent), Viet Nam (9 percent), Indonesia (3 percent) and Brazil (3 percent).

Over half of China's tropical sawnwood consumption is of rubberwood imported from Thailand, with 45 percent used in furniture manufacturing, 24 percent for wooden doors and 26 percent for cabinets<sup>46</sup>. Other significant tropical sawnwood consuming countries in 2021 were Myanmar (1.4 million m<sup>3</sup>)

<sup>46</sup> ITTO TTM Report 23:5, 1-15 March 2019

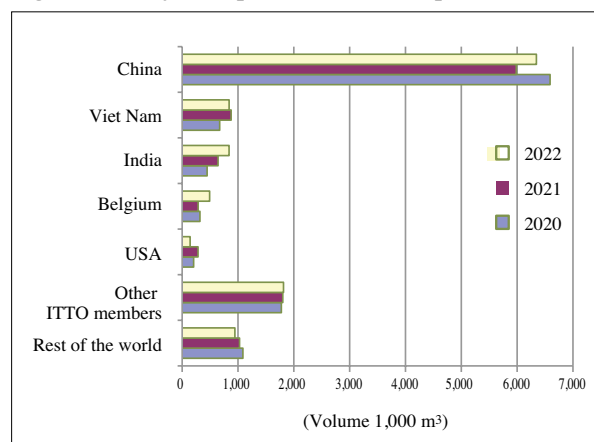
and Malaysia (0.8 million m<sup>3</sup>). Consumption in the EU-27 region declined between 2019 to 2021 before increasing to 0.886 million m<sup>3</sup> in 2022. In the African region, consumption totalled 2.1 million m<sup>3</sup> in 2021, 27 percent less than 2020, and accounting for about 3 percent of ITTO total consumption. However, a large proportion of domestic consumption is provided by the informal sector. Non-ITTO members, mostly in the African region, consumed 7 percent of the world total in 2021, with Nigeria consuming 3 percent of the world total.

## Imports

Figure 2.8 (page 17) shows the major trade flows for tropical sawnwood in 2021. The bulk of the global tropical sawnwood trade (76 per cent of imports and 57 per cent of exports) lies within the Asia-Pacific region. China, India, and Viet Nam are the major country importers, with EU-27 countries (particularly Belgium, Netherlands, France, Italy) and the United Kingdom, the United States, Taiwan P.O.C., Thailand, and the Philippines also being important markets. Thailand is the dominant exporter, followed by Cameroon, Malaysia, Gabon and Brazil. Total ITTO imports of tropical sawnwood have remained at a similar level between 2020 and 2022, totalling 10.5 million m<sup>3</sup> in 2022. Tropical sawnwood imports were only a small proportion by volume (about 8 per cent) of total sawnwood imports (tropical and non-tropical) in 2021.

Figure 2.9 shows the major ITTO importers in 2020-2022, ranked by 2021 import volume.

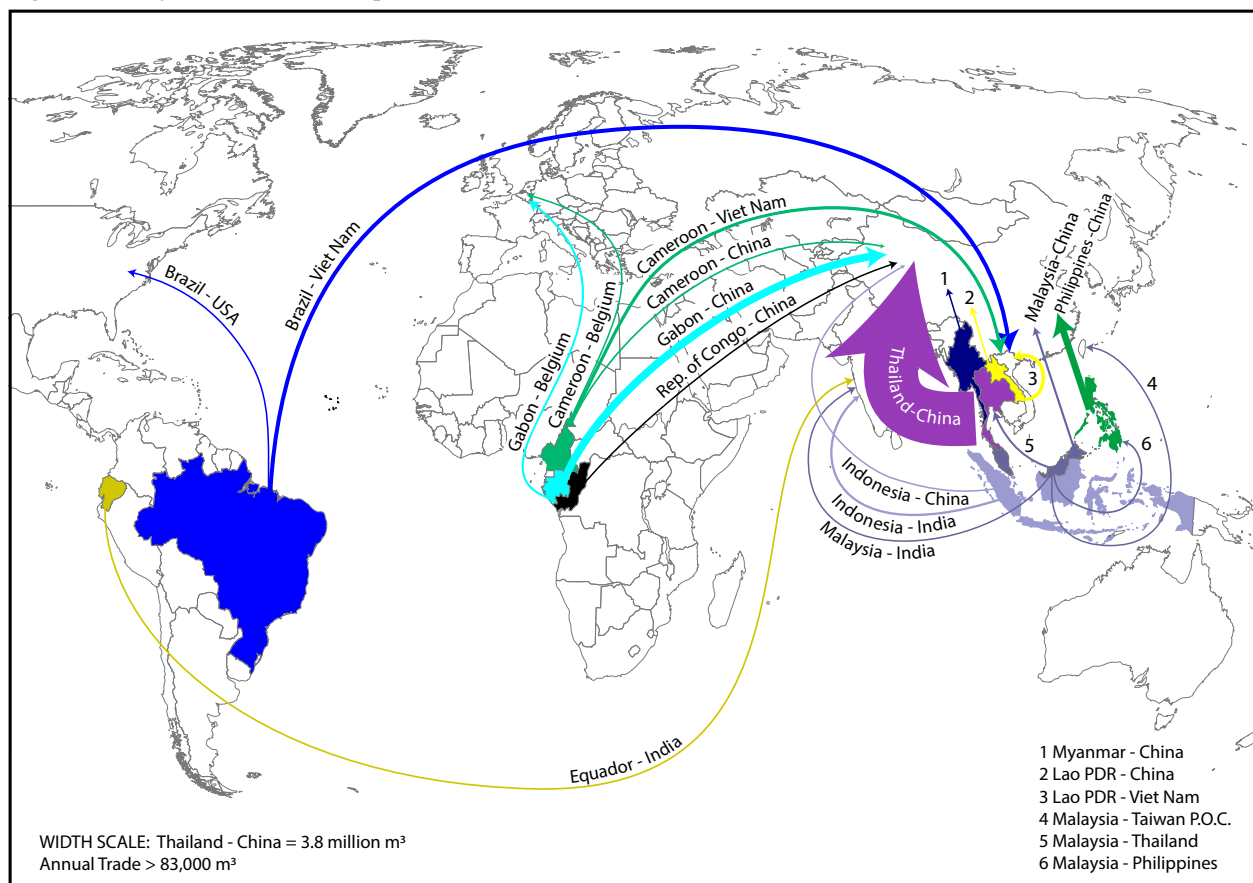
**Figure 2.9: Major Tropical Sawnwood Importers**



*Note: China does not include Taiwan P.O.C., Hong Kong S.A.R. or Macau S.A.R.*

**China's** import growth has driven the global growth in tropical sawnwood imports in recent years, and it remains the largest country importer by a large margin, absorbing about 61 per cent of ITTO tropical sawnwood imports in 2021 and 2022. China's imports of tropical sawnwood have fluctuated in volume over the last five years, slowing in 2018 and 2019, following a period of rapid growth between 2014 and 2017, increasing (by 9 percent) in 2020 before declining in 2021 to 6.0 million m<sup>3</sup>. Demand for tropical sawnwood had been driven by a decline in availability of tropical logs, as more producer countries have imposed restrictions on log exports, and as manufacturing costs have risen in China, increasing the competitiveness of tropical sawnwood imports.

**Figure 2.8: Major Trade Flows: Tropical Sawnwood 2021 (million m<sup>3</sup>)**



Source: COMTRADE

Note: Major trade flows include annual trade greater than 83 000 m<sup>3</sup>.

About 63 per cent of China’s import volume in 2021 was sourced from Thailand and was predominantly rubberwood. Gabon, the Philippines, Cameroon, Malaysia and Indonesia were also important suppliers although, as in previous years, there were significant discrepancies in the trade volumes reported by Thailand and Indonesia compared with those reported by China (Appendix 2 Table 2-2). While China’s imports from Thailand are predominantly of lower value rubberwood, Africa’s supplies are mainly of high value specialty timbers for the high-end market. China’s imports from Viet Nam have continued to decline following the growth in Viet Nam’s wood processing sector and the relocation of many Chinese furniture enterprises to Viet Nam.

In 2022, China’s total sawnwood imports had been impacted by disruptions in manufacturing resulting from COVID lockdowns, supply chain disruptions triggered by the Russia-Ukraine war, and global shipping disruptions<sup>47</sup>. Sawn softwood and non-tropical hardwood imports had declined in volume, by 8 percent and 13 percent respectively. However, China’s imports of tropical hardwoods increased by 6 percent to 6.3 million m<sup>3</sup>, with imports from Gabon and the Philippines increasing by 10 percent and 2 percent respectively, while imports from Thailand were at about the same level as 2022.

**Viet Nam’s** tropical sawnwood imports increased year-on-year between 2018 and 2021, reaching 0.877 million m<sup>3</sup> in 2021,

up 31 percent on the previous year. The major suppliers were Brazil (32 percent). Cameroon (26 percent) and Lao PDR (27 percent). In 2020, imports had increased in volume by 15 percent to 0.672 million m<sup>3</sup>, in response to successful early control of the pandemic and a rapid resumption of the secondary processed wood products sector, with export demand recovering more rapidly than expected in the United States. In 2022, imports had moderated at 0.841 million m<sup>3</sup>, with the outlook for tropical sawnwood imports in 2023 likely to be on the downside, given the expected downturn in export markets for Viet Nam’s secondary processed wood products in response to rising inflation, weak demand, and disrupted logistics caused by the Russia-Ukraine war<sup>48</sup>.

**India’s** imports of tropical sawnwood more than doubled between 2016 and 2019 as domestic demand for wooden furniture, a significant end use of tropical sawnwood, had grown due to rising disposable incomes, an expanding middle class and growth in the number of urban households. In 2020, imports were down 26 percent to 0.447 million m<sup>3</sup> as demand and manufacturing activity slowed in response to COVID-19 restrictions, although imports have climbed steadily since, up 44 percent in 2021 and a further 31 percent in 2022, when imports reached 0.840 million m<sup>3</sup>. In 2022, India’s main suppliers by volume were Indonesia (18 percent), Côte d’Ivoire (14 percent), Malaysia (10 percent), Togo (10 percent), Benin (8 percent), and Ecuador (8 percent).

<sup>47</sup> ITTO TTM Report 16-28 February 2023.

<sup>48</sup> ITTO TTM Report 1-15 May 2023.

Tropical sawnwood imports by the **United States** have been trending downwards in recent years in response to a continuing trend towards imports of semi-finished and finished products such as flooring and furniture. Imports reached a low in 2020 of 0.205 million m<sup>3</sup> although recovering in 2021 to reach 0.284 million m<sup>3</sup>, before plunging to a low of 0.142 million m<sup>3</sup> in 2022, the lowest level in ITTO records. The major import sources in 2021 were Brazil (34 percent), Indonesia (15 percent), Cameroon (8 percent), Mexico (7 percent), Malaysia (7 percent) and the Rep. of Congo (6 percent).

In the aftermath of the COVID pandemic, tropical sawnwood imports by **EU-27 countries** recovered from a low in 2020, up 12 percent in volume in 2021 and 8 percent in 2022 to reach 1.288 million m<sup>3</sup>. However, EU-27 import volumes have remained at relatively low levels since the financial crises when imports halved between 2007 and 2009. The value of imports had increased by a larger percentage over the period, by 33 percent in 2021 and 27 percent in 2022. In 2022 the major suppliers to the EU-27 were Cameroon (31 percent), Brazil (17 percent), Gabon (16 percent), Rep. of Congo (7 percent) and Malaysia (6 percent), with intra-EU trade accounting for 8 percent of the EU-27 import volume.

Belgium, the Netherlands, France and Italy were the EU-27's largest tropical sawnwood importers in 2021 and 2022. Belgium's imports totalled 0.286 million m<sup>3</sup> in 2021, down 10 percent year-on-year, but surging in 2022 to 0.492 million m<sup>3</sup>, with Cameroon, Ghana, Gabon, Brazil and the Rep. of Congo the major suppliers. The Netherlands' imports totalled 0.159 million m<sup>3</sup> in 2021, increasing to 0.200 million m<sup>3</sup> in 2022. Imports to the Netherlands were predominantly from Belgium, Malaysia, Brazil, and Cameroon. Both EU countries are significant re-exporters to EU markets and play a key role in distribution of sawn tropical hardwoods in the EU-27. Italy and France's tropical sawnwood imports followed a similar trend, reaching 0.156 million m<sup>3</sup> and 0.120 million m<sup>3</sup> respectively in 2022.

Tropical sawnwood imports by the **United Kingdom**, which is now reported in ITTO statistics as a Europe non-EU consumer country, had also rebounded in 2021 following a plunge in imports in 2020. Imports were up 51 percent by volume to 0.107 million m<sup>3</sup> in 2021 and increased slightly to 0.114 million m<sup>3</sup> in 2022, in response to a significant post-pandemic rebound in trade as the home renovation market surged and as the construction sector responded to government stimulus measures<sup>49</sup>. Tropical exporters in 2022 had also reportedly benefitted from the sanctions on Russian wood products and shortages of supply. The main exporters to the United Kingdom by volume in 2022 were Cameroon (36 percent), Malaysia (14 percent), Brazil (11 percent) and Rep. of Congo (7 percent), with the Netherlands supplying 10 percent of the import volume. The outlook for 2023, however, is expected to be subdued given the UK's pessimistic economic forecast, with changes in business taxation, and with inflation and interest rates remaining high, which is undermining consumer demand.

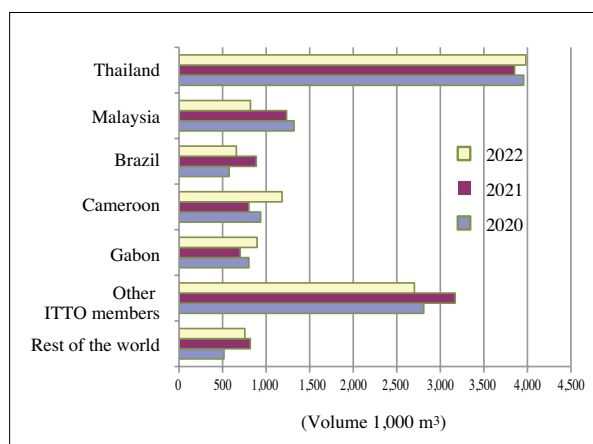
ITTO imports of tropical sawnwood constituted 91 percent of global imports in 2021 and 92 percent in 2022. Major importers in the "rest of the world" in 2021 were Yemen, Senegal, United Arab Emirates, Singapore, and Sri Lanka.

<sup>49</sup> ITTO TTM Report 1-15 February 2023.

## Exports

Figure 2.10 shows the major ITTO tropical sawnwood exporters in 2020-2022, ranked by 2021 export volume.

**Figure 2.10: Major Tropical Sawnwood Exporters**



ITTO producers exported 10.2 million m<sup>3</sup> of tropical sawnwood in 2021, valued at USD4 086 million, up 1 percent by volume and 5 percent by value on the 2020 level. Exports are expected to decline 4 percent by volume in 2022 to 9.8 million m<sup>3</sup>. ITTO members accounted for most (93 percent) of the global exports of tropical sawnwood in 2021.

**Thailand** remains the top-ranking exporter of tropical sawnwood in 2021, most of which is plantation rubberwood. Exports have moderated since 2019, decreasing marginally to 3.853 million m<sup>3</sup> in 2021 and increasing in 2022 to 3.982 million m<sup>3</sup>. In contrast to Malaysia, which continues to diversify markets across the globe, China's secondary processed wood products industries are the major destination of Thailand's imports, absorbing over 97 percent of Thailand's exports. Demand for Thailand's tropical sawnwood exports reflects demand conditions in China's wood furniture sector.

Tropical sawnwood exports from **Malaysia**, ITTO's second largest exporter in 2021, totalled 1.235 million m<sup>3</sup> in 2021 and 0.820 million m<sup>3</sup> in 2022. Exports have declined year-on-year since 2014 as raw material availability has declined in response to the prioritisation of domestic manufacturing, and log supply constraints in response to sustainable forest management practices. Manufacturers had continued to be impacted by chronic labour shortages since the onset of the COVID-19 lockdowns in 2020, although rules of recruitment of foreign workers were eased in January 2023<sup>50</sup>. Although China was the major destination for Malaysia's tropical sawnwood exports in 2021 (13 percent), there were a diverse number of other export destinations, including Thailand (11 percent), the Philippines (10 percent), India (8 percent), Taiwan P.O.C. (6 percent), and the Netherlands (3 percent).

Malaysian exporters have been shifting their marketing efforts from EU to other emerging markets, and from sawnwood to higher value-added products such as LVL, doors and other joinery products. Certified sawnwood accounted for about 44 percent of Malaysia's certified wood product exports in 2021.

<sup>50</sup> ITTO TTM Report 1-15 January 2023.



The volume of certified wood products had declined slightly in 2021 and amounted to 261,588 m<sup>3</sup>. Japan became the largest importer of certified timber products from Malaysia, accounting for about 27 percent of the total export of PEFC/MTCS-certified timber products, followed by the Netherlands (25 percent), United Kingdom (9 percent), Australia (5 percent) and Germany (5 percent)<sup>51</sup>. As with other tropical sawnwood exporters, the Malaysian government is concerned that implementation of the EUDR will increase production costs for Malaysia's commodity-based products, including sawnwood, making them less competitive in global markets<sup>52</sup>.

**Cameroon** is the largest exporter of tropical sawnwood in the African region and ITTO's fourth largest exporter. Exports totalled 0.802 million m<sup>3</sup> in 2021, 14 percent less than the previous year, when exports had been impacted by COVID safe work practices, logistical problems in delivering logs to the mills, and extended lead times to the market. Viet Nam was the most important country market by volume, absorbing 28 percent of Cameroon's exports, followed by China (24 percent), Belgium (15 percent), and Italy (9 percent). Transport and logistical costs in West Africa are relatively high and require significant investment in port and land-side infrastructure. Cameroon exporters have also been challenged by the new requirement for CITES certification for shipments of a number of species which have now been listed in CITES Appendices (see Section 1 "Market Policy Trends"), in addition to an increase in export tax from 10 percent to 15 percent on the FOB value of sawn timber, effective on 1 January 2023.

**Gabon** is the second largest exporter of tropical sawnwood from the ITTO African region. Between 2010 and 2019, sawnwood exports trended upwards following the imposition of severe log export restrictions, reaching a peak in 2019 of 856,000 m<sup>3</sup> before declining marginally, by 6 percent, in 2020, with companies managing to maintain production and transport shipments to the ports despite travel restrictions to minimise the spread of COVID-19. Exports continued to drop in 2021, reaching 0.702 million m<sup>3</sup> before rebounding in 2022 to 0.896 million m<sup>3</sup>. China was the dominant market destination for Gabon's tropical sawnwood exports in 2021, importing 76 percent by volume, with the remainder mainly to the Philippines and EU-27 destinations. In late 2022 and the first quarter of 2023, exporters were reporting a slowdown in demand for Gabon sawnwood in China, particularly species specific to the Chinese market including beli, okan, padouk and okoumé. This indicates a more pessimistic outlook for exports in 2023, although sawmills have been targeting alternative markets, particularly the EU and Middle East.

Other important ITTO exporters of sawnwood in 2021 were Brazil (887 000 m<sup>3</sup>) which was ITTO's second largest exporter, the Philippines (477 438 m<sup>3</sup>), Indonesia (400 000 m<sup>3</sup>), Republic of Congo (281 167 m<sup>3</sup>), and Viet Nam (234,370 m<sup>3</sup>). Lao PDR was the only significant exporters of tropical sawnwood in the "rest of the world", exporting 258 000 m<sup>3</sup> in 2021. Exports of tropical sawnwood from Lao PDR reached nearly

<sup>51</sup> Malaysian Timber Certification Council. *Annual Report 2021*. Available at: <https://mtcc.com.my/wp-content/uploads/2023/03/MTCC-Annual-Report-2021.pdf>

<sup>52</sup> ITTO TTM Report 1-15 January 2023.

1.3 million m<sup>3</sup> in 2014, before plummeting year-on-year to 210,000 m<sup>3</sup> in 2020. Sawnwood exports from natural forests had been banned from 2016 but have continued, with Viet Nam now the major importer, followed by China and Thailand although Lao PDR's exports have also reduced significantly following the imposition of severe export restrictions on sawnwood from May 2016.

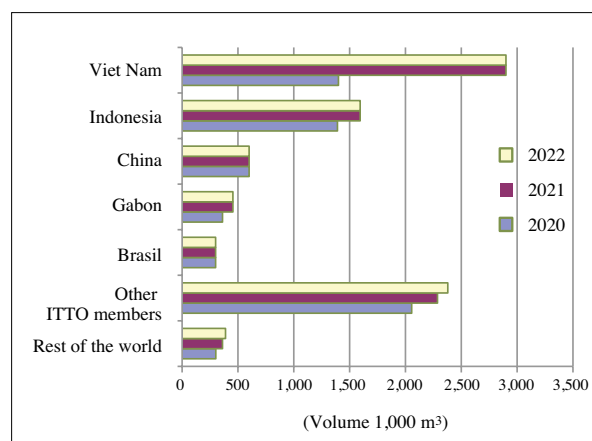
ITTO consumer countries re-exported small volumes of tropical sawnwood, totalling 467 000 m<sup>3</sup> in 2021, and this value is expected to remain at a similar level in 2022. Although Belgium, Portugal, Germany, the Netherlands, and Italy were the major exporters, most of the trade is intra-regional (within the EU).

## Veneer

### Production

Production of tropical veneer in ITTO producer countries increased year-on-year from 2017 to 2019, when production amounted to 5.742 million m<sup>3</sup>. In 2020, production declined by 5 percent before surging in 2021 to 7.457 million m<sup>3</sup> and remaining at that level in 2022. Although production figures should not include veneer used in domestic plywood production, this distinction is often ignored because most veneer production is destined for the plywood industry and the volumes of decorative veneers produced and traded internationally are minimal. The Asia-Pacific producer region (not including China) produced over 5.974 million m<sup>3</sup> of tropical veneer in 2021, Africa produced 1.101 million m<sup>3</sup> and Latin America produced 0.382 million m<sup>3</sup>. Major ITTO veneer producers in 2020-2022 are shown in Figure 2.11.

**Figure 2.11: Major Tropical Veneer Producers**



**Viet Nam's** tropical veneer production has risen dramatically over the last decade and in 2021 production amounted to 2.94 million m<sup>3</sup>, more than double the production volume in 2020 and accounting for more than 67 percent of ITTO production in that year. However, as with China there is limited information for analysis on Viet Nam's veneer processing industry. **Indonesia** was ITTO's second largest producer in 2021, at 1.594 million m<sup>3</sup>, with production increasing 15 percent on the previous year.

**China** (an ITTO consumer country) is ITTO's third largest tropical veneer producer in 2021 and has increased its veneer

manufacturing capacity considerably in recent years, although production had declined in 2020 (by 20 percent) to 600 000 m<sup>3</sup>. Although reliable information on China's tropical veneer production is unavailable, the best estimate is production totalling 600 000 m<sup>3</sup> in 2021 and remaining at that level in 2022.

Tropical veneer production in **Gabon** has fluctuated over the last five years, totalling 0.455 million m<sup>3</sup> in 2021, up 27 percent on the 2020 level. Tropical veneer production in Gabon and other significant African veneer producing countries, including **Ghana** and **Côte d'Ivoire**, has been focused on export markets, particularly the EU, where demand levels had remained low since the economic crises and had dropped significantly in 2020. Structural changes have been occurring in foreign-invested veneer production facilities, with Asian producers (Malaysia, India, and China) increasing their investments in the African region. EU veneer production companies operating in the African region have been challenged by declining availability of timber species preferred by the European market, weakening consumption levels in the EU and the low profitability of certified sustainable operations which receive little or no market premium for higher operating costs. Asian investors are able to market a greater range of species and have been less discerning in requiring legal and sustainable products in their domestic markets.

**Brazil** remains the largest tropical veneer producer in the Latin America/Caribbean region, with veneer production totalling 300 000 m<sup>3</sup> in 2021 and 2022.

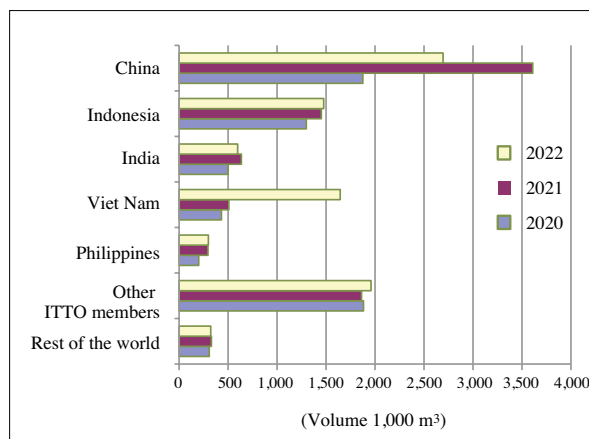
The top five tropical veneer producing countries comprised about 66 percent of ITTO veneer production in 2021. ITTO consumer countries produced 679 000 m<sup>3</sup> of tropical veneer in 2021, increasing marginally in 2022 to 684 000 m<sup>3</sup> in 2022. The trend reflects production levels in **China**, which accounted for the bulk of ITTO consumer countries' production (88 percent). Taiwan P.O.C. and Japan were the only other ITTO consumer countries producing tropical veneer in significant quantities. Veneer plants in the EU continue to be impacted by a lack of availability of quality veneer logs from tropical supplying countries, weak construction growth and competition from artificial veneers. Tropical wood veneers are now focused on higher value niche markets such as marine and car applications and high-end interior fittings, which generate more value but absorb lower volumes.

## Consumption

Consumption<sup>53</sup> of veneer in all ITTO member countries, in furniture and other secondary processing industries (but not destined for plywood), recovered strongly in 2021 from a low in 2020, increasing 35 percent year-on-year to reach 8.363 million m<sup>3</sup>. Consumption is expected to increase in 2022 to 8,671 million m<sup>3</sup>, although consumption trends differ significantly between countries. Figure 2.12 shows the major ITTO consumers of tropical veneer from 2020-2022.

<sup>53</sup> Consumption data presented in this report have been derived from production and trade data and not obtained from direct country source data. As such, the data should be interpreted with caution.

**Figure 2.12: Major Tropical Veneer Consumers**



**China** maintained its position as ITTO's largest tropical veneer consumer in 2021, followed by Indonesia, India, Viet Nam, and the Philippines, among other countries. China's consumption reached a peak in 2021 of 3.610 million m<sup>3</sup> nearly twice the level of the previous year. China accounted for nearly 89 percent of ITTO consumer countries' tropical veneer consumption in 2021, and its year-on-year growth was significantly greater than all other major tropical veneer consuming countries. Tropical wood veneers are used as a decorative face in furniture, solid composite flooring and wooden doors in China's domestic and export markets and tropical veneer consumption has followed China's growth in those industries. Consumption is expected to retreat to 2.695 million m<sup>3</sup> in 2022.

**Indonesia's** tropical veneer consumption has increased year-on-year between 2018 and 2022, reaching 1.452 million m<sup>3</sup> in 2021 and 1.476 million m<sup>3</sup> in 2022. Almost all of Indonesia's production of veneer was consumed domestically, with negligible trade in veneer recorded over the last five years. **India's** consumption had rebounded in 2021 from a low in 2020, increasing 27 percent by volume to 0.636 million m<sup>3</sup> in 2021. Almost all of India's production was consumed domestically. **Viet Nam's** consumption remained relatively static to 2020, increasing in 2021 to 0.508 million m<sup>3</sup> and is expected to increase substantially to 1.645 million m<sup>3</sup> in 2022. Tropical veneer consumption in **the Philippines** has increased from a low in 2020 and totalled 0.295 million m<sup>3</sup> in 2021.

Several other countries – Côte d'Ivoire, Brazil, Malaysia, Ghana, Gabon, and Taiwan P.O.C. – sustained a relatively large veneer consumption base. **EU-27 countries** (mostly France, Italy, and Spain) are also major tropical veneer consumers. EU-27 countries' overall consumption totalled 274 000 m<sup>3</sup> in 2021 and 251 000 m<sup>3</sup> in 2022. The top five tropical veneer consuming countries comprised about 78 percent of total ITTO veneer consumption in 2021.

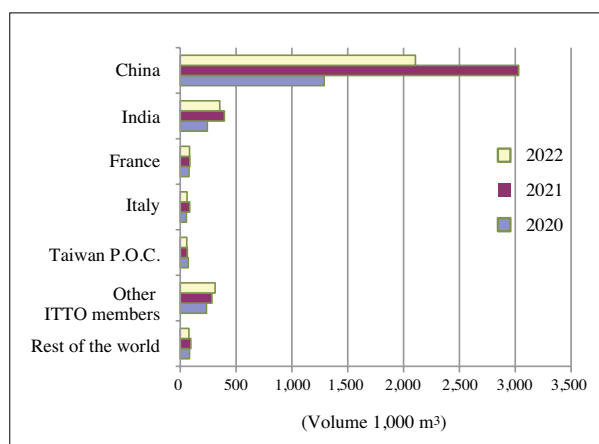
## Imports

Many importing countries do not differentiate between the various types of veneer and plywood (e.g., softwood/hardwood, temperate/tropical) in trade statistics. For plywood, different species of veneers (softwoods and hardwoods) are increasingly used in production. The lack of resolution in trade statistics is compounded by the fact that countries use

a wide variety of scales to measure trade in panel products. Some countries use volume (as is reported here), some use surface area and still others use weight. These can be reported in metric or imperial units, depending on the country. Many countries report only aggregate trade, combining tropical and non-tropical veneers and panels. Some also aggregate veneer and plywood into a single category. The discrepancies in trade partner reports in Appendix 2 for veneer can also be partially due to the use of different conversion factors in different countries. The adoption of a standard measurement system for veneer and panel products is a priority if improvements in the accuracy of these statistics are to be achieved.

Figure 2.13 shows the major ITTO veneer importers for 2020-2022 ranked in order of 2021 import volume. Total ITTO tropical veneer imports have increased year-on-year between 2017 and 2021, when imports reached 3.9 million m<sup>3</sup>, nearly twice the volume traded in 2020.

**Figure 2.13: Major Tropical Veneer Importers**



*Note: China does not include Taiwan P.O.C., Hong Kong S.A.R. or Macau S.A.R.*

**China** imports relatively high volumes of tropical veneer, even though it is a major producer of tropical veneer and plywood, manufactured predominantly from imported tropical hardwood logs. Tropical veneer imports escalated between 2018 and 2021, increasing year-on-year by one-third in 2020 and by 135 percent in 2021 to reach 3.030 million m<sup>3</sup>, about 77 percent of world imports. The trend reflects growth in furniture and flooring manufacturing over the period and the reduced availability of tropical hardwood veneer logs. Viet Nam provided 78 percent of China's tropical veneer imports in 2021 but there have been significant discrepancies in the trade volumes reported by China compared to the volumes reported by Viet Nam (Table 2-1). About 8 percent of imports were from Thailand, with Myanmar, Gabon, Malaysia, Brazil, and Cameroon also being important suppliers.

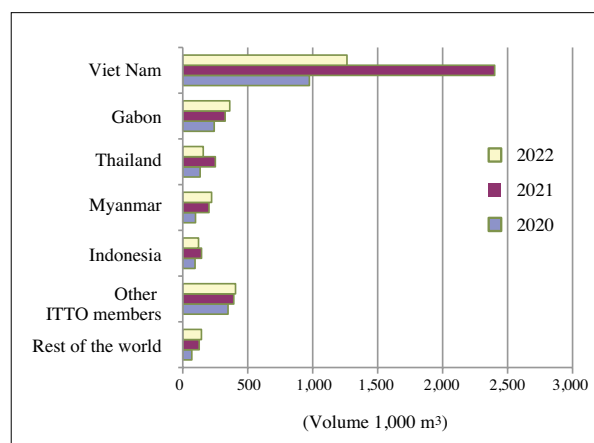
**India's** imports of tropical veneer totalled 395 000 m<sup>3</sup> in 2021, up 63 percent on the previous year, but were down by 10 percent in 2022 to 354 000 m<sup>3</sup>. With restricted availability of high-quality teak veneer logs, Indian veneer manufacturers have continued to invest in veneer manufacturing facilities in Myanmar, Lao PDR, Viet Nam, Indonesia, and Gabon. France was ITTO's third largest tropical veneer importer by volume, with imports increasing modestly between 2018 and 2021, reaching 84,670 m<sup>3</sup>. Nearly three-quarters of France's imports

in 2021 were from Gabon. Italy and Taiwan P.O.C. were the only other significant importers in 2021, absorbing 84,670 m<sup>3</sup> and 63,347 m<sup>3</sup> respectively, although Taiwan P.O.C.'s supply sources were predominantly in Asia-Pacific (Viet Nam and Malaysia) and Brazil, while Italy's suppliers were mostly from Africa (Cameroon, Côte d'Ivoire, and Gabon).

## Exports

Figure 2.14 shows the top ITTO tropical veneer exporters in 2020-2022, ranked in order of 2021 export volume.

**Figure 2.14: Major Tropical Veneer Exporters**



Total ITTO producer members' exports have increased year-on-year from a low in 2017 of 1.371 million m<sup>3</sup>, reaching 3.635 million m<sup>3</sup> in 2022, nearly twice the level in 2020. The increase reflects trends in **Viet Nam's exports**, ITTO's largest exporter in 2021 which supplied 65 percent of ITTO members' exports in that year. The surge in exports since 2017 reflects the surge in demand for tropical veneer in China, the major market, over the period 2017-2021. In 2021, most of the volume was destined for China (98 percent) with the remainder exported predominantly to Asian destinations. There are, however, significant differences in the trade volumes reported between reporting countries (see Appendix 2 Table 2-3), although there is limited information on Viet Nam's veneer processing industry with which to verify Viet Nam export data. Viet Nam's exports plunged in 2022 by 47 percent to 1.264 million m<sup>3</sup>, reflecting a significant downturn in China's demand for tropical veneer.

**Gabon's** exports of tropical veneer have followed demand levels for okoumé plywood in the European Union and India, the major markets. Exports had increased following the imposition of a total log export ban in 2010, leading to rising exports of veneer to supply the European plywood manufacturing sector. With demand levels low, Gabon's total veneer exports contracted during the period 2012 to 2014 but have continued to increase year-on-year to 2022 with the exception of a slight downturn in 2020. Exports reached 326 000 m<sup>3</sup> in 2021, 35 percent more than the previous year, with 45 percent of exports to India and 20 percent to France, and most of the remainder to China, Greece, and Italy. Tropical veneer exports from the African region accounted for 12 percent of exports from ITTO producer countries in 2021, with Gabon, Cameroon, Côte d'Ivoire, and Ghana being the major exporters from the region. Although EU destinations have

been important to the African tropical veneer trade, exports to India and China have continued to grow in recent years.

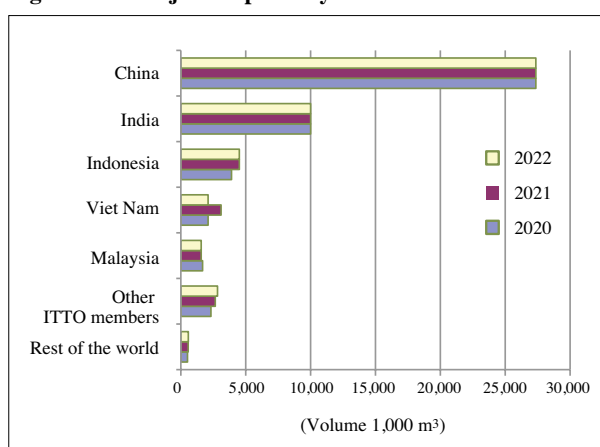
**Thailand, Myanmar, and Indonesia** were also important tropical veneer exporters in 2021, supplying 7 percent, 5 percent, and 4 percent of ITTO exports, with China and India being the dominant markets.

## Plywood

### Production

The main ITTO plywood producers in 2020-2022 are shown in Figure 2.15. Production of tropical plywood in ITTO member countries increased year-on-year between 2016 and 2021, and amounted to 49.2 million m<sup>3</sup> in 2021, declining in 2022 to 48.4 million m<sup>3</sup>.

**Figure 2.15: Major Tropical Plywood Producers**



*Note: China does not include Taiwan P.O.C., Hong Kong S.A.R. or Macau S.A.R.*

Tropical plywood production in ITTO producer countries continues to be affected by substitution by softwood and temperate hardwood plywood and other panel products, rising production costs and a diminishing supply of tropical peeler logs in many producer countries. Tropical plywood is defined by the composition of the “face” veneer only, with a growing trend towards tropical plywood boards comprising only one tropical veneer face rather than all-tropical veneers.

**China** is the dominant global producer of both softwood and hardwood plywood, manufacturing 59 percent of world plywood (softwood and hardwood) and 56 percent of world tropical plywood<sup>54</sup>. From 2010 to 2019, China’s tropical plywood industry had grown dramatically, in response to rapid growth in China’s downstream industries such as building construction, wood furniture manufacturing, automobile manufacturing and ship building. In 2018 and 2019, production was reportedly affected by the introduction of strict environmental regulations or replace emission and waste treatment technology, although

<sup>54</sup> China’s total plywood production figures differ from ITTO data in previous Reviews. The figures in this Review are FAO estimates which have been based on FAO revised estimates of China domestic log production. These figures differ significantly from official China estimates. Readers are advised to regard these estimates as tentative and to be used with caution. The Secretariat is working with China officials and other information sources to verify the accuracy of data presented in this Review.

with many plants required to interrupt production to upgrade the industry recovered as mills completed the implementation of the new rules. China’s production has also been affected by the relocation of plywood facilities to producers such as Viet Nam, to reduce production costs and avoid prohibitive duties imposed by the US on some Chinese plywood imports. In 2020, production had been impacted by COVID-19 related operating restrictions, supply chain disruptions and cancellation of orders. However, the ongoing rationalization of the industry had resulted in many larger and efficient enterprises being better positioned to remain viable despite the negative effects of COVID-19. Production bounced back quickly, with a significant recovery in domestic demand compensating for the downturn in export demand, although the number of enterprises and production capacity of China’s total plywood industry had declined slightly in 2022<sup>55</sup>. China’s tropical plywood production is estimated at 27.4 million m<sup>3</sup> in 2021 and 2022.

**India’s** tropical plywood production is based largely on imported tropical logs and has also expanded significantly over the last decade, growing year-on-year between 2016 and 2019 and amounting to 10 million m<sup>3</sup> in 2019. Production has moderated at 10.0 million m<sup>3</sup> annually between 2019 and 2022. India’s tropical plywood production typically uses species such as: keruing (gurjan) from Myanmar for face veneer; balau, merbau and keruing from Malaysia; teak from Myanmar and other suppliers; and domestic plantation species for core veneer. With log export restrictions implemented in most Southeast Asian supplying countries, Indian plywood manufacturers continue to face difficulties in securing raw material along with reduced availability and rising costs of log imports from other supplying countries, intensified by a weakening currency in 2022 and early 2023, and rising costs of labour. In response to these issues, Indian manufacturers have increased log imports from other suppliers (particularly PNG, the Solomon Islands and African suppliers) as well as importing gurjan veneer from Lao PDR and okoumé veneer from Gabon, where a number of Indian companies have invested in veneer production facilities. In 2023, plywood manufacturers have reported cuts in production in response to limited raw material supplies and increased input prices, particularly resin, with plywood mills reporting competition for raw materials with new MDF and particleboard plants<sup>56</sup>.

**Indonesian** plywood production has continued to remain relatively low compared to historic levels. (4.507 million m<sup>3</sup> in 2021, about half the level of 2000). Production has been affected by reductions in log availability for plywood production caused by overexploitation of forests in previous years, a sharp decline in legally sanctioned logging quotas and improvements in forest law enforcement practices. Plywood manufacturers have also been affected by rising labour costs, infrastructure weaknesses and inefficient ports. Production levels have responded to demand constraints in Indonesia’s major export markets with about 80 percent of Indonesia’s production being exported in 2021. Production levels declined year-on-year between 2018 and 2020 with production being

<sup>55</sup> ITTO TTM Report 1-15 March 2023.

<sup>56</sup> ITTO TTM Report 1-15 May 2023.



significantly affected by the impacts of the pandemic in 2020. Production levels picked up in 2021 when production increased 15 percent by volume to 4.507 million m<sup>3</sup>.

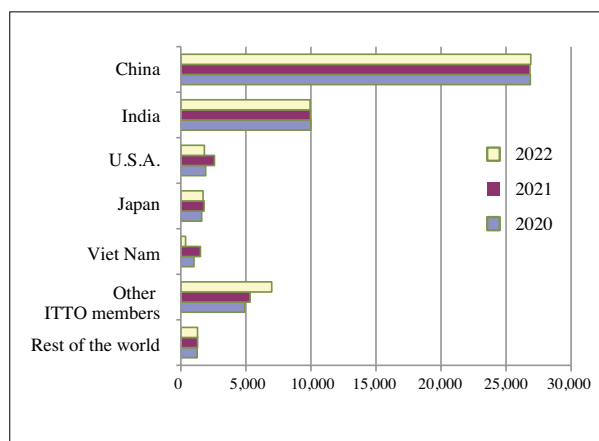
**Viet Nam's** tropical plywood production increased significantly year-on-year between 2018 and 2021, reaching 3.1 million m<sup>3</sup> in 2021 compared with 0.8 million m<sup>3</sup> in 2018. Production is estimated to drop by 32 percent in 2022 to 2.1 million m<sup>3</sup> in response to slowing exports to the USA, a major market. **Malaysia** also has a heavily export-oriented plywood industry and production levels follow growth trends in its major export markets, particularly Japan, and the relative competitiveness of Malaysian plywood compared with Chinese and Indonesian plywood in major export markets. Production has continued to trend downwards in recent years and in 2021 totalled 1.569 million m<sup>3</sup>, significantly less than the peak level in 2006 of over 5 million m<sup>3</sup>. Malaysia's plywood mills have been impacted by a steady reduction in log supply, mainly due to policies to achieve sustainable forest management, in addition to periodic bad weather conditions, labour shortages and logistical supply problems restricting log supply to domestic plywood mills.

China, India, Indonesia, Viet Nam, and Malaysia, accounted for 94 percent of world production of tropical plywood in 2021. The only other notable tropical plywood producers in 2021 were Brazil, Ecuador, the Philippines, Côte d'Ivoire, Ghana, France, and Portugal, who accounted for most of the remaining 6 percent.

## Consumption

Figure 2.16 shows the top ITTO consumers of tropical plywood for 2020 to 2022.

**Figure 2.16: Major Tropical Plywood Consumers**



Note: China does not include Taiwan P.O.C., Hong Kong S.A.R. or Macau S.A.R.

Aggregate consumption of tropical plywood in ITTO countries has remained relatively stable in recent years although it continues to face intense competition from other substitute products such as OSB and other engineered wood products in structural applications, and MDF, plastics and other composite materials in non-structural applications. In 2021, world tropical plywood consumption totalled 48.0 million m<sup>3</sup> and is estimated to remain at about the same level 2022. Aggregate consumption of plywood in producing countries in 2021

was up 6 percent by volume from a low in 2020, reaching 14.7 million m<sup>3</sup>, increasing in 2022 to 15.3 million m<sup>3</sup>.

**China**, an ITTO consumer country, is the largest consumer of tropical plywood, accounting for 56 percent of ITTO consumption. China's consumption amounted to 26.8 million m<sup>3</sup> in 2021, about the same level as the previous year.

**India's** tropical plywood consumption has remained relatively stable over the last five years and totalled 10.0 million m<sup>3</sup> in 2021 and 2022. As a proportion of India's total panel consumption, plywood consumption is relatively high (about 78 percent) although MDF and particleboard are reportedly increasing their market share. The Indian plywood market is primarily driven by construction activity and the home furnishing sector. Growth in consumer disposable income levels along with rising expenditure on home décor has supported demand for wood-based panels, including plywood<sup>57</sup>, boosted by a government policy shift to demand-side stimulus and more public investment. Although air pollution had slowed construction activity in late 2022, weakening the demand for plywood, later improvements in air quality had allowed construction work to resume and had lifted demand for plywood. In 2023, demand for plywood is expected to be boosted by the product's acceptance for use in tier 3 and rural markets as a cost-effective alternative to traditional wood shuttering<sup>58</sup>.

**Japan's** tropical plywood consumption fell sharply year-on-year between 2013 and 2020, reaching a low of 1.602 million m<sup>3</sup> in 2020. Coniferous plywood and substitute panels have made inroads into the market and demand levels have declined, particularly for concrete formwork panels. Consumption rebounded slightly in 2021 to 1.786 million m<sup>3</sup> with tropical plywood demand continuing to be impacted by increasing production and consumption of domestic softwood plywood, and the cessation (in 2021) of domestic production of tropical plywood based on imported tropical logs<sup>59</sup>. The supply of Southeast Asian plywood had been impacted in 2020 by reductions in supply from Indonesia and Malaysia, where production had been curtailed by log supply shortages to the plywood mills, labour shortages caused by the pandemic, in addition to shortages of containers for export shipments. Production curtailments for Southeast Asian plywood continued to be reported in 2021 and 2022, and imports had also been impacted by higher plywood prices and a weakening yen, with Southeast Asian plywood priced in US dollar<sup>60</sup>.

The top five tropical plywood consuming countries accounted for 89 percent of total ITTO consumption in 2021.

## Imports

Figure 2.17 shows the major trade flows for tropical plywood in 2021.

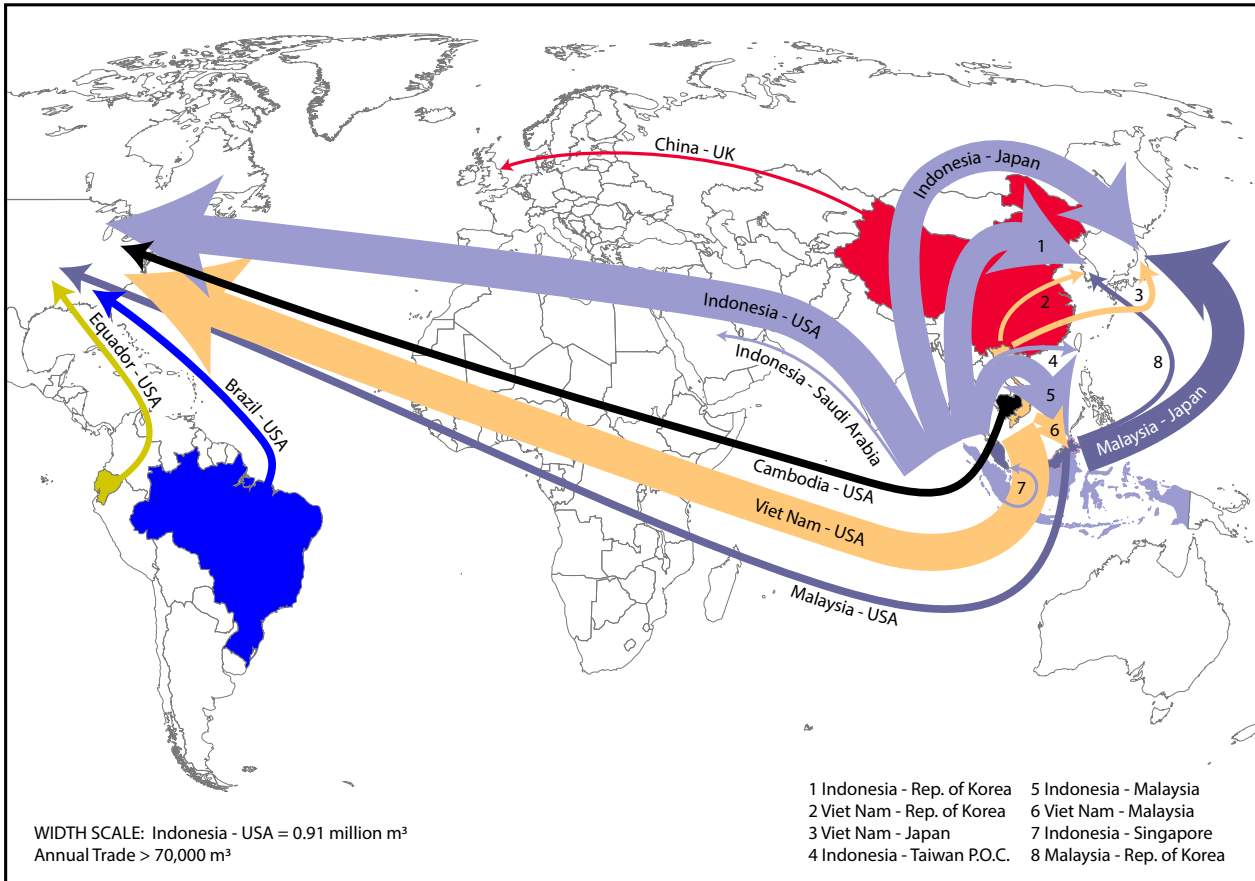
<sup>57</sup> ITTO TTM Report 1-15 April 2021.

<sup>58</sup> ITTO TTM Report 16-30 April 2023.

<sup>59</sup> Nikkei Asia 2021: *Japan tapers imports of logs from tropical trees to near zero*. January 2, 2021. Available at: <https://asia.nikkei.com/Business/Markets/Commodities/Japan-tapers-imports-of-logs-from-tropical-trees-to-near-zero>

<sup>60</sup> ITTO TTM Report 1-15 May 2022.

**Figure 2.17: Major Trade Flows: Tropical Plywood 2021 (million m<sup>3</sup>)**

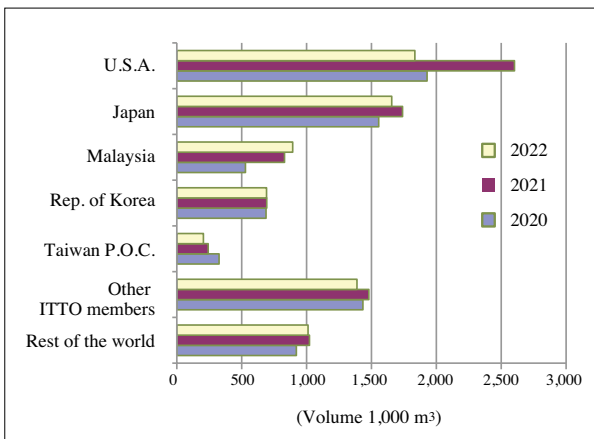


Source: COMTRADE

Note: Major trade flows include annual trade greater than 70 000 m<sup>3</sup>.

Figure 2.18 shows the major ITTO plywood importers for 2020-2022, ranked by import volume in 2021.

**Figure 2.18: Major Tropical Plywood Importers**



Note: China does not include Taiwan P.O.C., Hong Kong S.A.R. or Macau S.A.R.

Total ITTO imports of tropical plywood have fluctuated in volume over the last five years, declining (by 6 percent) in 2020 to 6.5 million m<sup>3</sup>, rebounding (by 17 percent) in 2021 and declining in 2022 (by 12 percent) to 6.7 million m<sup>3</sup>.

Growth in US imports of tropical plywood accelerated from

2017 to 2021, reaching 2.6 million m<sup>3</sup> in 2021, nearly three times the volume imported in 2017. The significant growth in imports over this period reflects growth in the housing and construction sector (see Figure 1.4), including during the height of the pandemic, when demand increased for larger homes for home workers and materials for DIY home improvement and repairs. Imports continued to rise in 2021 amid surging economic growth and housing starts, which reached the highest rate since 2006. In 2022, residential house construction continued at high levels but was constrained by supply-chain issues, labour shortages, and regulatory constraints on homebuilding, including stricter requirements for the energy efficiency of new homes and energy-efficient retrofits of existing homes. Tropical plywood import volumes dropped to 1.8 million m<sup>3</sup> in 2022 and are expected to be constrained in 2023 as rising mortgage interest rates and affordability pressures impact housing demand.

The United States accounted for 34 per cent of ITTO tropical plywood imports in 2021, with the major suppliers being Indonesia (35 per cent), Viet Nam (33 per cent), Malaysia (7 per cent), Brazil (7 per cent) and Cambodia (7 per cent). Most of the remainder was supplied by Ecuador and Thailand. China has previously been a major supplier of tropical plywood to the United States, but the ongoing US-China trade dispute has resulted in continued anti-dumping and countervailing duties being imposed on certain hardwood plywood imports from China since 2017. The relocation of some Chinese exporters to Viet Nam and other producer countries, and the subsequent

surge in US imports of tropical plywood from Viet Nam, resulted in the U.S. Department of Commerce initiating an inquiry into whether imports of hardwood plywood completed in Vietnam, using components from China, are circumventing the existing antidumping and countervailing duty orders on hardwood plywood from China<sup>61</sup>. A preliminary decision was announced in July 2022, stating that if plywood products imported from Vietnam into the United States have cores using materials imported from China will be subject to anti-dumping and anti-subsidy duties as applied to plywood from China. However, plywood from Vietnam with cores using materials manufactured in Vietnam or in other countries will not be subject to anti-dumping and anti-subsidy duties.

Until 2019, **Japan** had been the major market for tropical plywood, with imports amounting to 1.8 million m<sup>3</sup> in 2019, about one-quarter of total ITTO imports. In 2020, Japan's imports of tropical plywood plunged to a record low at 1.6 million m<sup>3</sup>, as construction activity slowed significantly in the 2<sup>nd</sup> quarter, consumer confidence deteriorated, and buyers were reluctant to risk commitments to high-priced tropical hardwood plywood. Japan's tropical plywood imports have been affected by considerable market substitution by domestically produced softwood plywood and other panel products such as waterproof particleboard, with considerable re-investment in Japanese plywood processing occurring, using domestic species. The demand shift to domestic plywood has been in response to the relatively high prices and reduced availability of Southsea plywood, the risk of exchange rate fluctuations which affects imported plywood, but not Japanese plywood manufactured from domestic materials, government promotion for the expansion of domestic wood use, and consumers' concerns about the environmental consequences of using tropical hardwoods. Exchange rates have had a major effect on import demand and prices for tropical plywood, with demand for imported tropical plywood being influenced by the price differential between imported tropical plywood and domestic softwood plywood.

Japan's imports rebounded in 2021 to 1.7 million m<sup>3</sup>, although shortages of containers had caused delayed shipments, contributing to the continuing shift in demand to domestic plywood and alternative materials<sup>62</sup>. Import volumes declined in 2022 to 1.66 million m<sup>3</sup> when importers reported unprecedented supply shortages from Malaysian plywood mills, significant price hikes for Southsea plywood and a weak yen, which had pushed up import prices, in addition to high transport costs.

Within the Asia-Pacific region, the other important importers of tropical plywood in 2021 were Malaysia (829,933 m<sup>3</sup>), the Republic of Korea (692,980 m<sup>3</sup>), and Taiwan P.O.C. (241,701 m<sup>3</sup>), with Malaysia's imports increasing by 57 percent in 2021, while Taiwan P.O.C.'s imports dropped by 26 percent and the Rep. of Korea imported a similar volume. The bulk of the trade was intra-regional, with Indonesia, Malaysia, Viet Nam, and China the major suppliers.

<sup>61</sup> US Department of Commerce 2020. Press Release. U.S. Department of Commerce Initiates Circumvention Inquiry on Hardwood Plywood Completed in Vietnam. Available at: <https://www.trade.gov/press-release/us-department-commerce-initiates-circumvention-inquiry-hardwood-plywood-completed>

<sup>62</sup> ITTO TTM Report 1-15 May 2021

**EU-27** imports of tropical plywood increased 12 percent by volume in 2021, from a low of 0.544 million m<sup>3</sup> in 2020, reflecting a rebound in economic activity following the COVID downturn, particularly in the furniture and construction sectors, although supply from the Asian region had been constrained by production shortages caused by pandemic safe work practices, extended lead times, and the rise in global container freight rates caused by disruption in distribution caused by the pandemic. In 2022, imports increased to 0.644 million m<sup>3</sup>, driven by normalization of supply chains, and falling freight rates after the severe disruption of the pandemic, together with the disruption of supplies from Russia following trade sanctions imposed by the EU in March 2022. The sanctions had escalated demand for tropical plywood to replace thicker film-faced plywood which had been supplied mostly by Russia to the EU in recent years<sup>63</sup>.

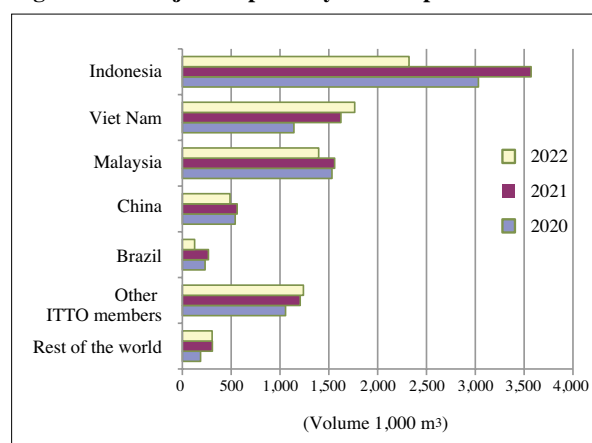
EU imports in 2021 were mostly accounted for by the Netherlands, Germany, France, Belgium, and Italy, with most tropical imports originating from China, Indonesia, Brazil, and Viet Nam. Intra-European trade has also played a fairly large role in many countries' imports, although there are large data discrepancies between EU reporting countries.

In the "rest of the world" category, Singapore was the largest non-ITTO tropical plywood importer, absorbing 156 000 m<sup>3</sup> in 2021 while Middle Eastern countries – mainly United Arab Emirates, Saudi Arabia, Yemen, Israel, and Jordan – were also important to the tropical hardwood trade, with the region importing 291 000 m<sup>3</sup> in 2021, mainly from Malaysia and Indonesia.

## Exports

Figure 2.19 shows the major ITTO tropical plywood exporters in 2020-2022.

**Figure 2.19: Major Tropical Plywood Exporters**



Note: China does not include Taiwan P.O.C., Hong Kong S.A.R. or Macau S.A.R.

Tropical plywood exports from ITTO producer countries increased year-on-year between 2019 and 2021, reaching 7.8 million m<sup>3</sup> in 2021 but dropping by 17 percent in 2022 to 6.4 million m<sup>3</sup>.

<sup>63</sup> ITTO TTM Report 16-31 March 2023.

**Indonesia** was the world's largest exporter of tropical plywood in 2021 and 2022, shipping 3.6 million m<sup>3</sup> and 2.3 million m<sup>3</sup>, respectively. These export volumes are, however, relatively insignificant compared with the highs of around 10 million m<sup>3</sup> (or 85 percent of total ITTO producer exports) in the early 1990s. Indonesia's exports were mainly to the United States (25 percent), Japan (20 percent), Rep. of Korea (18 percent), and Malaysia (15 percent), with the remainder to Taiwan P.O.C., United Kingdom and many EU destinations. Exports to the United States have grown and have benefited (as have other Asian suppliers) from US importers' diversifying their supply sources from China to other Asian suppliers. China has also reportedly shifted some production capacity to Indonesia (and Viet Nam) to avoid prohibitive tariffs on US imports of plywood from China. Indonesia's plywood production is also increasingly being diverted to the domestic market where the domestic furniture industry has been growing significantly.

**Viet Nam's** exports of tropical plywood have grown significantly in recent years with exports doubling between 2018 and 2021, when exports reached 1.6 million m<sup>3</sup>. The growth reflects the country's quick and sustained resumption of production and exports following the pandemic, aided by government stimulus. It also reflects the growth in the US construction sector and US demand for alternative tropical plywood supply sources. Exports continued to increase in 2022, reaching 1.8 million m<sup>3</sup>.

In 2021, the United States was Viet Nam's major export market, followed by Malaysia, Japan and the Rep. of Korea with the remainder mostly exported to other Asian destinations. Viet Nam's plywood products have been subject to anti-dumping and anti-subsidy duties in major markets in recent years. In 2020, the Republic of Korea imposed anti-dumping duties of 0.18 to 10.65 percent on plywood imported from Viet Nam for a period of five years, claiming damage to Korean producers. In July 2022, the U.S. Ministry of Trade announced a preliminary decision in the investigation of the origin of hardwood plywood products from Viet Nam, stating that if plywood products imported from Vietnam into the United States have cores using materials imported from China they will be subject to anti-dumping and [anti-subsidy](#) duties as applied to plywood from China. However, plywood from Vietnam with cores using materials manufactured in Vietnam or in other countries will not be subject to anti-dumping and anti-subsidy duties.

**Malaysia's** tropical plywood exports have trended downwards in recent years, and totalled 1.6 million m<sup>3</sup> in 2021, dropping to 1.4 million m<sup>3</sup> in 2022. The overall decline has been in response to chronic supply shortages of raw material (peeler log) input to the plywood mills and rising export prices, while demand and prices remained depressed in Japan, the major market. In 2020, measures introduced to prevent the spread of the pandemic resulted in logistical problems in supplying logs to domestic plywood mills and delays in increasing production

when the lockdown rules were relaxed. Malaysian plywood production has not yet returned to pre-pandemic levels and has also been impacted by chronic labour shortages, rising raw material costs and shortages of containers. Plywood prices had been affected by rising manufacturing costs, and more recently by growing export and domestic demand, disruptions to the log supply, and surging freight rates until the end of 2022.

Japan was the major market destination for Malaysia's tropical plywood exports in 2021 (48 percent) with significant volumes also shipped to the United States (10 percent), Rep. of Korea (7 percent), and Taiwan P.O.C. (2 percent). Middle East markets are also important – Saudi Arabia, Jordan, Kuwait, and Iraq – in addition to the United Kingdom, Australia, India, and the Philippines. In contrast to Indonesia, which mainly supplies floor base plywood to Japan, Malaysia's exports are predominantly concrete formwork panels, a commodity item which has many layers in the distribution channel and relatively unsteady demand.

Tropical plywood exports from consumer countries have trended downwards from a peak in 2017. They dropped to a low of 1.006 million m<sup>3</sup> in 2020, remaining at about the same level in 2021, and declining further in 2022 to 0.913 million m<sup>3</sup>. The trend reflects export levels in China, which accounted for 56 percent of ITTO consumer exports. China's main export markets are the Philippines, the United Kingdom, France, Taiwan P.O.C., Japan and the Rep. of Korea, although there are large discrepancies in the reported trade flows between China and all importing countries (see Appendix 2 Table 2-4). China's exports are subject to anti-dumping duties in several countries, including the EU, Republic of Korea, Morocco, Turkey, and the United States.

Exports of tropical plywood from the **Latin America/Caribbean** region increased year-on-year between 2018 and 2021 and amounted to 0.462 million m<sup>3</sup> in 2021, with Brazil accounting for 58 per cent of the region's exports, Ecuador 31 percent, and Guatemala and Mexico for most of the remainder. Exports dropped by 39 percent in 2022 to 0.283 million m<sup>3</sup>. The United States was the major destination, absorbing 66 percent of Brazil's exports and almost all of Ecuador's exports in 2021.

**Africa's** tropical plywood exports remain relatively insignificant on a global scale, accounting for less than 2 percent of ITTO producer country exports in 2021 and totalled 0.139 million m<sup>3</sup>. Exports were expected to drop to 0.118 million m<sup>3</sup> in 2022. Ghana, Côte d'Ivoire, and Gabon were the largest exporters in the region in 2021, with the bulk of exports destined for EU markets, particularly France and Germany. Exports to Asian destinations are growing following a significant transfer of investment in veneer and plywood manufacturing from EU to Asian companies. Ghana's exports had increased by 7 percent in 2022, to 32,000 m<sup>3</sup> with Senegal and Germany being the major markets.



## Chapter 3. TRADE OF SECONDARY PROCESSED WOOD PRODUCTS

This chapter provides statistics and analysis of the trade in secondary processed wood products (SPWPs) in ITTO producer and consumer countries. SPWPs are products which are composed of roundwood (logs) that have already undergone a primary conversion to sawnwood, veneer, plywood, and other intermediate products.

### SPWP Data Sources and Trade Classification

The SPWP trade data presented here was extracted from the COMTRADE database, which at the time of preparation contained time series of trade statistics up to 2022 for most ITTO producer and consumer countries. This chapter is based on trade value data for 2015-2022 that is summarized in Table 5-1 and Table 5-2 in Appendix 5.

The primary categories of tropical SPWP in trade are wooden furniture and parts (the major category, accounting on the average for almost two thirds of trade values); builders' woodwork (joinery and carpentry); other SPWPs (packing, wooden boxes, etc.; casks, barrels, vats and other cooper's products; picture frames; table/ kitchenware and other articles for domestic/decorative use; and tools, handles, brooms and other manufactured products); mouldings (continuously shaped or profiled wood, including mouldings, unassembled strips and friezes for parquet flooring, beaded wood, dowels, etc.); and cane and bamboo furniture and parts.

This analysis includes only those products explicitly specified as including wood, or non-wood forest products such as bamboo and rattan. It should also be noted that tropical and non-tropical SPWPs are not differentiated in the trade statistics and monitoring the trade of tropical SPWP items is therefore inherently difficult.

### Secondary Processed Wood Products Trade Overview

#### Major importers of SPWPs

The value of total ITTO imports of secondary processed wood products - 62 percent of which was wooden furniture and parts - totalled about \$127.8 billion in 2021 and \$136.2 billion in 2022, accounting for 88 percent of global imports of SPWPs in both years. ITTO consumer countries imported the bulk of the shipments, accounting for about 95 percent of ITTO imports. Most of the trade was between consumer countries, which also accounted for most (75 percent) of the export value. The bulk of import demand has been in the advanced economies - predominantly the United States, EU-27 countries, the United Kingdom, and Japan - with Australia, China, Hong Kong S.A.R., and the Rep. of Korea also being important import markets.

Import growth trends over the last decade reflect trends in housing starts and consumer spending in ITTO consumer countries, as well as the relative competitiveness of imported compared with domestically produced products. Since 2015, ITTO SPWP imports have increased year-on-year by value,

with the exception of 2019, reaching a peak at \$136.2 billion in 2022. The United States, EU-27 countries (Germany, France, and the Netherlands), the United Kingdom, Japan and Australia were the main country importers. United States' imports amounted to \$40.0 billion in 2021, 32 percent more than the previous year, and accounted for one-third of ITTO consumer imports and 27 percent of world imports. EU-27 countries imported SPWPs valued at \$51.8 billion in 2021, 28 percent more than the previous year. Germany was the largest EU consumer with \$12.9 billion of imports, up 24 percent on the previous year. France imported about \$8.6 billion in 2021, up 32 percent on the 2020 level. The United Kingdom's imports were also up by one-third in value and totalled \$7.5 billion in 2021, Japan's imports in 2021 amounted to \$5.7 billion, up 11 percent on the previous year.

Imports of SPWPs by ITTO producer countries totalled \$6.2 billion in 2021 and \$7.1 billion in 2022, accounting for about 4 percent of ITTO total imports in both years. Malaysia, the Philippines, Mexico, India, Thailand, Viet Nam, and Indonesia were the major tropical importers of SPWPs.

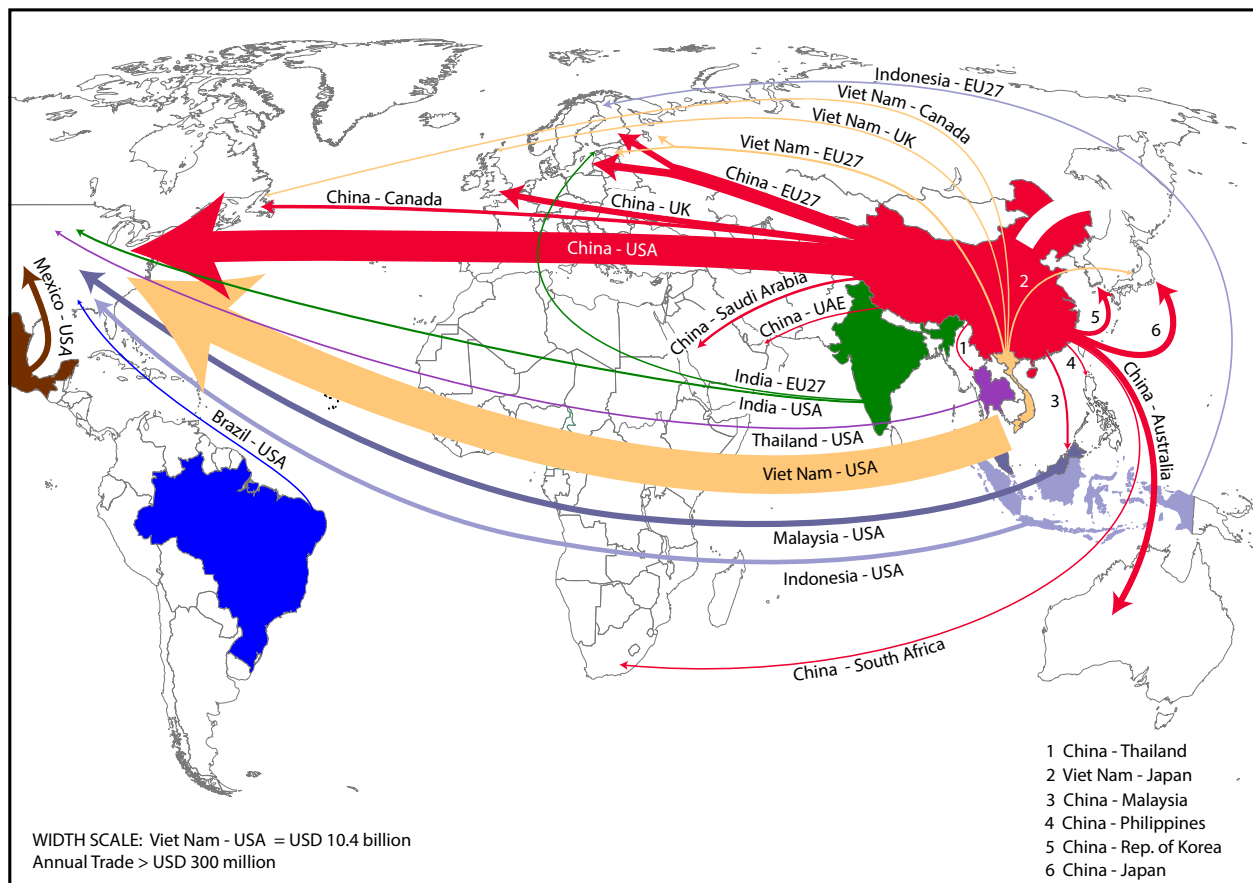
Imports of SPWPs in the rest of the world (non-ITTO countries) declined marginally in 2022, dropping by 2 percent to \$17.9 billion. The major non-ITTO importers of SPWPs in 2022 were Canada (\$4.5 billion), Saudi Arabia (\$1.2 billion) and the United Arab Emirates (\$1.2 billion).

#### Major exporters of SPWPs

Until 2018, exports of SPWPs had undergone considerable change by supply source, with substantial growth in exports from China and Viet Nam which had more than compensated for relatively subdued export growth from developed economies. From 2018 to 2022, Viet Nam's exports continued to soar while China's stagnated, although China's exports had picked up in 2021. The export trends reflect changes in the relative export competitiveness of the supplying countries and trends in domestic consumption. Total ITTO exports have been increasing year-on-year by value from 2019 to 2022, reaching \$143.9 billion in 2022. ITTO consumers exported \$107.4 billion in 2022 and accounted for 75 percent of the ITTO total. China has been the world's largest SPWP exporter since 2013, with exports totalling \$37.0 billion in 2022, 5 percent less than the previous year, and accounting for 26 percent of ITTO exports. The EU's aggregate SPWP exports totalled \$63.2 billion, increasing by 9 percent between 2021 and 2022. Poland, Germany, and Italy were the major exporters in the EU-27 and supplied 19 percent, 15 percent, and 15 percent respectively of EU-27 exports by value in 2022.

ITTO producers accounted for 25 percent of ITTO's SPWP exports in 2022, with exports increasing year-on-year from 2015 to 2022 when exports amounted to \$36.5 billion, up 10 percent on the previous year. Asia-Pacific was still the dominant ITTO producer region, accounting for about 82 percent of ITTO producers' SPWP exports in 2022, followed by Latin America (18 percent). African SPWP exports continued to remain at very low levels (less than 1 percent). Viet Nam accounted for 45 percent of ITTO producers' exports

**Figure 3.1: Major Trade Flows: Wooden Furniture from China and ITTO Producer Countries, 2021 (\$ billion)**



Source: COMTRADE

Note: Major trade flows include annual trade greater than \$300 million.

in 2022, expanding its exports year-on-year over the last decade to reach \$16.2 billion in 2022. Indonesia and Malaysia's exports amounted to \$4.8 billion and \$3.7 billion respectively in 2022 and the other major ITTO producer exporters of SPWPs in 2022 were India, Brazil, the Philippines, Thailand, and Mexico.

## Exports of Wooden Furniture and Parts

Wooden furniture and parts are the major SPWP item traded globally and constitute about two-thirds of the value of SPWPs traded among ITTO producer and consumer countries. Imports and exports of wooden furniture and parts from 2015-2022 by value are shown in Appendix 4, Table 5-1 (by ITTO consumer country), and Table 5-2 (by ITTO producer country). The major directions of trade in wooden furniture and parts from China and tropical producer countries in 2021 are shown in Figure 3.1.

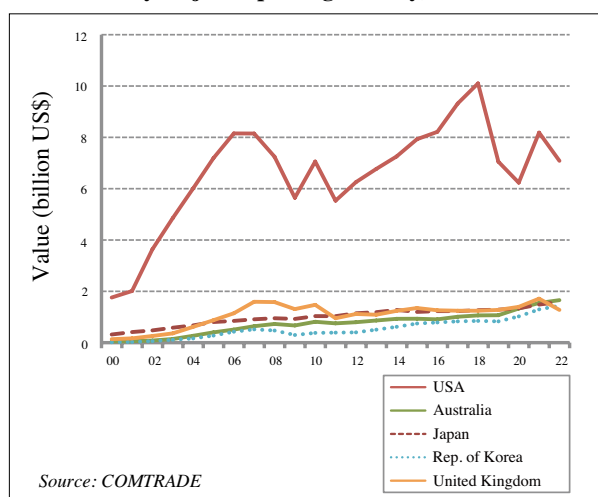
### Wooden furniture and parts

World trade of wooden furniture grew very strongly in 2021 after stagnating due to the effects of the pandemic in 2020. World exports were valued at \$93.9 billion in 2021, up nearly 30 percent on the previous year. Although exports had grown in 2022 to \$102.5 billion in 2022, the pace of growth had slowed due to uncertainties caused by the war in Ukraine, supply chain and logistical constraints, strong inflationary pressures impacting manufacturing costs and consumer

demand, and devaluation of major currencies in relation to the US dollar. ITTO members exported \$94.8 billion worth of wooden furniture and parts in 2022, 9 percent more than the previous year. Most of the trade was between consumer countries. In 2022, China accounted for 27 percent of ITTO exports, Viet Nam 16 percent, and EU-27 countries 41 percent. Overall, ITTO countries accounted for 93 percent of world exports of wooden furniture and parts in 2022.

Nearly half of the world's wooden furniture exports by value were from the ITTO Asia-Pacific region in 2022. China is the world's largest producer of wooden furniture, with 41 percent of world production, and it continues to dominate global exports of wooden furniture and parts, valued at about double that of the second largest exporter Viet Nam. Growth in China's exports to 2014 was rapid, although exports slowed by value between 2014 and 2020, recovering in 2021 to \$25.6 billion and remaining at that level in 2022. Wooden furniture, particularly wooden bedroom furniture, which is China's largest wood product export item, accounted for 69 percent of China's SPWP exports by value in 2022. China's tropical wooden furniture exports have been strongly competitive in price sensitive markets even though the value of China's exports has been continuing to grow at a faster rate than the quantity of exports, indicating an expanding proportion of higher value items in the product mix.

**Figure 3.2: China exports of wooden furniture, by major importing country, 2000-2022**



The United States has been China's dominant market but exports to the United States plunged between 2018 and 2020, from a peak of \$10.1 billion in 2018 to \$6.2 billion in 2020 (Figure 3.2). In 2019 and 2020, exports had been affected by retaliatory tariffs on Chinese furniture imports (among other products) imposed by the United States. The duties resulted in a continuing trend of relocation of some manufacturers, particularly foreign-owned enterprises operating in China, to Viet Nam. In 2020, the decline in China's wooden furniture exports had also been associated with a reported rise in domestic consumption of furniture, in response to an increase in real estate development and household incomes in 2020<sup>64</sup>. Exports to the US picked up strongly in 2021 but decreased in 2022 (by 14 percent) in response to continuing difficulties caused by COVID restrictions, and a slowdown in China's economy and real estate sector which had impacted Chinese production (and consumption), and global supply chains and trade. In 2022, the United States accounted for 28 percent of the export value, followed by the Australia (6 percent), Japan (6 percent), the Republic of Korea (6 percent), and the United Kingdom (5 percent). China's export destinations have been widespread and exports to ASEAN countries (assisted by the China-ASEAN Free Trade Agreement) and the Middle East (especially Saudi Arabia and United Arab Emirates) have risen considerably as exporters have sought to diversify markets.

**EU-27** exports of wooden furniture and parts have escalated since 2020, with production (and consumption) rebounding strongly following a period of declining demand in 2020 although production and consumption had weakened before the onset of the pandemic as EU economic growth slowed and exporters faced competition from Chinese furniture which had been diverted from US destinations to alternative markets<sup>65</sup>. Exports increased year-on-year by 23 percent to \$34.5 billion in 2021 and by 12 percent to \$38.6 billion in 2022, surpassing pre-COVID levels. Poland, Italy and Germany were the major exporters although given the relatively low levels of imports of tropical primary wood products in Poland and Germany it can be assumed that their production and exports of tropical wooden

<sup>64</sup> ITTO TTM Report 16-31 January 2021.

<sup>65</sup> ITTO TTM Report 16-31 July 2022.

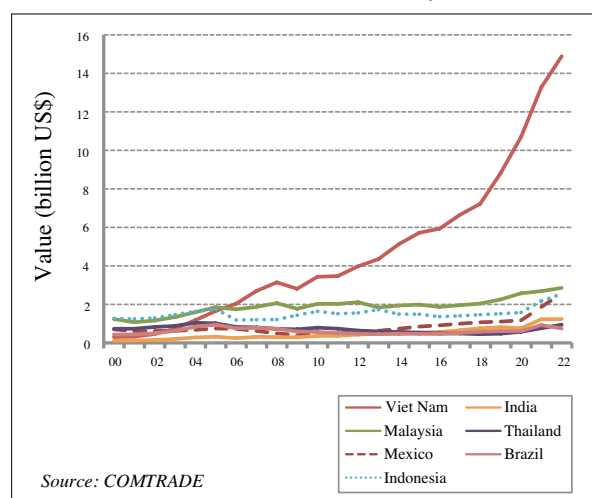
furniture is minimal. Most of EU-27 wooden furniture exports in 2022 (about two-thirds by value) were to EU destinations while exports of wooden furniture to countries outside the EU were predominantly to the United States, the United Kingdom, Switzerland, Norway, China, Canada and United Arab Emirates.

EU domestic manufacturers have been dominant in the European market, driven by increased market integration within the EU, the shift in manufacturing from higher cost countries in the western EU to lower cost eastern locations, particularly Poland, and the growing presence and influence of large-scale retailing chains operating at cross country level. The drive towards greater integration of the EU furniture market and access to relatively lower cost manufacturing locations in the eastern EU partly explains the continuing dominance of EU-based manufacturers in the region. The progressive migration of European furniture sales online, which had been escalated by the pandemic, is also tending to favour local manufacturers who are better placed to meet the short lead times demanded by internet retailers and consumers. In 2022, production and supply of furniture was reportedly constrained by a reduction in supply of raw materials, severe logistical problems in international trade, high freight rates, labour shortages and a large increase in energy prices<sup>66</sup>.

**Italy** is the largest producer and exporter of tropical wood furniture in the EU-27 and is the world's fourth largest exporter of wooden furniture valued at \$7.9 billion in 2022. Exports escalated from a low in 2020, increasing 26 percent year-on-year to \$6.5 billion in 2021, and increasing further in 2022, by 21 percent to \$7.9 billion.

**ITTO producer countries** exported wooden furniture and parts valued at \$26.5 billion in 2022, 28 percent of total ITTO exports. Figure 3.3 shows the major producer country exporters of wooden furniture and parts from 2000 to 2022.

**Figure 3.3: Major Tropical Exporters of Wooden Furniture and Parts, 2000-2022**

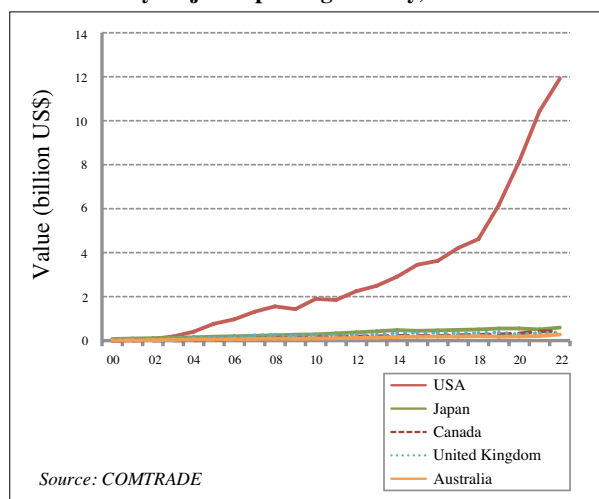


**Viet Nam** is the largest producer country exporter and ITTO's second largest exporter of wooden furniture and parts, valued at \$14.9 billion in 2022. Although domestic consumption has

<sup>66</sup> ITTO TTM Report 16-31 July 2022.

been increasing in response to rapid urbanisation and income levels, the bulk (about 90 percent) of production is exported. Over the last decade the growth of Viet Nam's wooden furniture industry has been rapid. This has been due to increasing global demand for lower cost furniture, the global sourcing policy of large-scale retailers, WTO membership, the country's political and macroeconomic stability, relatively low labour and production costs, quality craftsmanship, easy access to global shipping, and a relatively good export-oriented infrastructure and business environment. In 2020, Viet Nam's successful response to the pandemic had enabled a quick and sustained resumption in production, with export levels able to respond to the surge in demand in the United States, the major market, which accounted for over 80 percent of the total export value in 2022, followed by Japan (4 percent), Canada (3 percent) and Australia (2 percent). Growth in exports to the US market has been assisted by the anti-dumping measures imposed by the US on imports from China of some wooden furniture items since 2005, which had resulted in the relocation of many foreign-owned furniture enterprises to Viet Nam. However, with the escalation of imports from Viet Nam, the US Department of Commerce has been investigating the possible circumvention by Vietnamese suppliers of anti-dumping and anti-subsidy taxes on wooden kitchen and bathroom cabinets imported from Vietnam that used Chinese-made components covered under the U.S. tariff regime. Another development in 2022 has been the imposition by Viet Nam of provisional anti-dumping measures on some furniture (tables and chairs) originating from China (and Malaysia), in response to the significant increase in imports which have impacted Viet Nam's domestic manufacturing<sup>67</sup>.

**Figure 3.4: Viet Nam exports of wooden furniture by major importing country, 2000-2022.**



**Viet Nam** has been active in pursuing free trade agreements to assist in export development. In addition to the ASEAN Free Trade Agreement, Viet Nam has signed a proliferation of FTAs outside ASEAN aimed at improving the investment climate and reducing complexities in doing business in Viet Nam, and which are expected to result in more foreign investment in Viet Nam's furniture sector. These include recent trade agreements such as the Comprehensive and Progressive Agreement for Trans-Pacific Partnership (CPTPP),

<sup>67</sup> ITTO TTM Report 1-15 October 2022.

EU-Vietnam FTA (EVFTA), UK-Vietnam FTA (UKVFTA) in effect, and the Regional Comprehensive Economic Partnership (RCEP).

Viet Nam's furniture industry has been heavily dependent on imported raw material although the government has been promoting plantation development to meet a large proportion of domestic demand. However, the capability of domestic resources to replace imported raw materials in the furniture industry is unknown. As with other tropical furniture exporters, the outlook in 2023 for Viet Nam's furniture industry will be challenged by declining consumer confidence and weakening furniture demand globally, in addition to declining international competitiveness. The industry is therefore being encouraged to expand and diversify export markets such as India and the Middle East, utilise free trade agreements and improve industry competitiveness through industry restructuring and upgrading<sup>68</sup>. Exporters to EU destinations will also be challenged by the requirements of the new EU Deforestation Regulation which will require geolocation data for all the harvest sites from which all wood components have been derived for each individual consignment before it can be placed on the EU market. This is expected to increase production costs<sup>69</sup>.

**Malaysia and Indonesia** were also important ITTO producer country exporters of wooden furniture and parts, with exports totalling \$2.9 billion and \$2.5 billion respectively in 2022. Both countries export a significant proportion of their wooden furniture production (82 percent and 74 percent respectively). Malaysia's exports have continued to rise year-on-year from a low in 2016, when the furniture industry faced many challenges such as rising labour costs and labour shortages, resulting from restrictions on the hiring of foreign workers, as well as intense competition from Viet Nam and other low-cost producers. Exports totalled \$2.7 billion in 2021, increasing slightly in 2022 (by 6 percent).

Most of **Malaysia's** furniture production is wooden furniture, and 80 percent is produced from rubberwood and exported to the United States, Middle East and, to a lesser extent, EU markets. Although the lack of skilled workers in the industry has been an ongoing concern, the industry has a well-developed infrastructure for furniture manufacturing and utilises lower-cost plantation raw material, making Malaysian exporters cost competitive relative to other suppliers. In 2020, the furniture sector was among the few industries in Malaysia that were permitted to operate during the pandemic, allowing exports to continue at reasonable levels. Malaysia and Indonesia had also been advantaged by the tariffs imposed by the United States on China's wooden furniture imports. As with other furniture exporters, Malaysian exporters were faced with difficulties securing shipping containers leading to delays in export orders and rising raw material costs in 2021 and 2022. In 2022, exporters reported increased challenges from rising input costs, including raw material and freight, declining demand in key export markets, and increased labour costs<sup>70</sup>.

<sup>68</sup> ITTO TTM Report 1-15 May 2023.

<sup>69</sup> ITTO TTM Report 16-30 April 2023.

<sup>70</sup> ITTO TTM Report 1-15 July 2022.



**Indonesia's** exports have followed a similar pattern to Malaysia, rising in value over the last 5 years. Exports amounted to \$2.2 billion in 2021, rising by 17 percent in 2022 to \$2.5 billion. The industry had been assisted by Indonesian government incentives and relaxation of regulations during the pandemic. Exporters have also been encouraged to expand the domestic market to reduce dependency on imported furniture and are being urged by government to maintain existing markets and expand non-traditional markets such as India and the Middle East, prioritise export-oriented SMEs, utilise trade agreements and conduct regulatory reforms. In 2021, the competitiveness of the Indonesian furniture and craft industry was reportedly affected by the high prices of raw materials, with SMEs processing lower quality raw material, reducing productivity<sup>71</sup>.

Both Malaysia and Indonesia's exports are predominantly to the United States, Japan and the EU, and both countries compete with Viet Nam in the labour-intensive, lower-cost handmade furniture sector.

In the Latin America/Caribbean producer region, **Mexico's** wood furniture exports have increased steadily, totalling \$2.6 billion in 2022. **Brazil's** furniture exports declined by 19 percent in 2022 to \$0.75 billion, with the United States and Uruguay being the major markets. The Brazilian furniture sector had reportedly been affected by both domestic and external factors, including difficulties created by the pandemic in supply of raw materials and logistics, in addition to the impacts of high inflation, high interest rates, reduced purchasing power and weaknesses in the world economy<sup>72</sup>.

### Imports of wooden furniture and parts

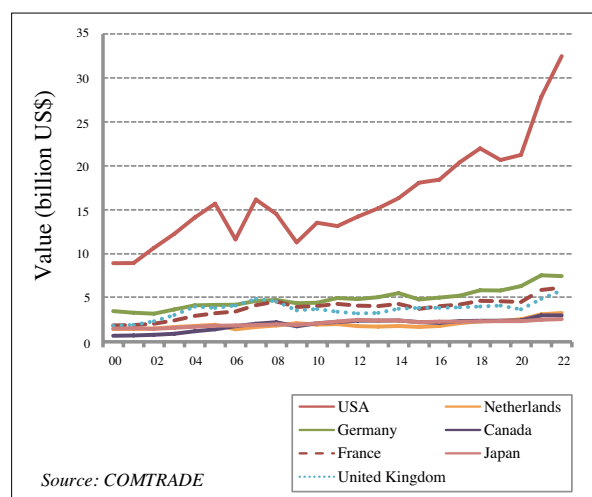
Figure 3.5 shows the major importers of wooden furniture and parts from 2000-2022. ITTO consumer members imported \$82.9 billion in 2022, accounting for the bulk (95 percent) of ITTO total imports. The major import markets for tropical hardwood furniture are the developed economies – notably the United States, EU-27 countries and Japan – with the United States accounting for nearly 37 percent of ITTO imports of wooden furniture in 2022 by value.

World demand for wooden furniture follows trends in housing starts and consumer spending in consumer economies. Import trends in major wooden furniture producing countries have also been affected by the relative competitiveness of imported, compared with domestically produced furniture products. World consumption and imports of wooden furniture had stalled in 2020, impacted by the COVID pandemic, although consumption and imports rebounded strongly in 2021, with world imports rising 26 percent by value to \$91.4 billion, surpassing pre-COVID levels. World imports in 2022 rose to \$100.2 billion but import growth had slowed, weighed down by global economic uncertainties, supply chain constraints, and inflationary pressures impacting demand. The global outlook for 2023 is for weakening furniture consumption in response to high inflation and soaring furniture prices which is expected to dampen consumption levels.

<sup>71</sup> ITTO TTM Report 1-15 January 2021.

<sup>72</sup> ITTO TTM Report 16-31c August 2022.

**Figure 3.5: Major Importers of Wooden Furniture and Parts, 2000-2022**



Markets in the **United States** have driven overall growth in the value of ITTO imports of SPWPs, particularly of wooden furniture and parts, since 2019. Growth in US demand was driven by growth in housing starts, lower unemployment and growing consumer confidence during that period. In 2019, imports had dropped to US\$ 20.7 billion, before COVID-19 started to have an impact, in response to persistent weakness in the US housing market, although housing starts had picked up strongly in the 2nd half of 2019. In 2020, imports increased slightly in value, although imports slumped following the first wave of the pandemic but recovered strongly later in the year. Imports grew significantly in 2021 amid surging economic growth and housing starts, and considerable growth in consumer confidence, and totalled \$27.8 billion, up 31 percent on the 2020 value. In 2022, imports continued to increase strongly in value, by 16.7 percent, with the economy remaining strong given the global pandemic, severe supply chain issues, the Russia-Ukraine war's impact on global energy markets, and high global inflation. A significant proportion of total US imports of wooden furniture is from tropical supplying countries (63 percent in 2022) – mainly Viet Nam, Mexico, Malaysia, Indonesia, Thailand, India, Brazil, and Cambodia among others. Tropical exporters, in addition to China, supplied 90 percent and 84 percent respectively of US wooden furniture imports in 2021 and 2022. Imports from Viet Nam and China comprised 37 percent and 22 percent respectively of US imports of wooden furniture by value in 2022 but imports from all the major tropical suppliers had increased significantly in 2022 (imports from Viet Nam were up 14 percent) while imports from China declined (down 13 percent).

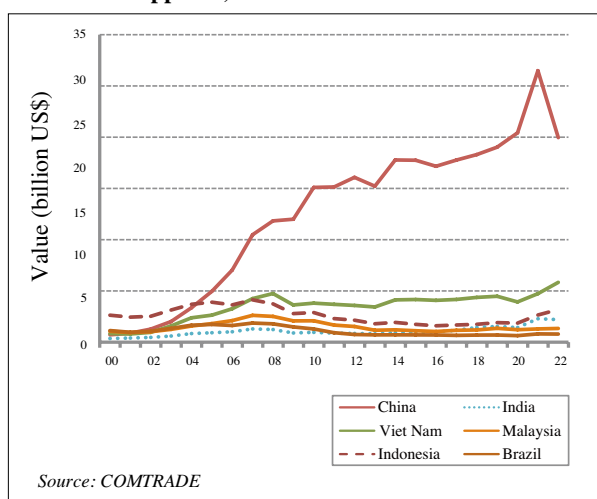
**EU-27** aggregate imports of wooden furniture increased year-on-year between 2020 and 2022, reaching \$30.2 billion in 2021, up 24 percent on the 2020 value, and increasing slightly (by 5 percent) in 2022 to \$31.7 billion. Imports of wooden furniture from outside the EU-27 only represent a small proportion of EU furniture supply and a significant proportion of EU imports are from intra-regional suppliers, with Eastern European suppliers (particularly Poland), playing an increasing role in EU production and trade.

Imports from extra-regional suppliers are mainly from China



and tropical supplying countries – Viet Nam, Indonesia, Malaysia, India and Brazil (Figure 3.6 shows EU-27 and United Kingdom imports). EU-27 countries’ imports from China, the largest extra-regional supplier, surged in 2021 to \$5.3 billion, as China continued to divert exports to alternative destinations in response to retaliatory tariffs imposed by the United States and as EU demand surged for home furniture products and home office furniture. Exports declined in 2022 to \$4.0 billion in 2022, reflecting the chronic supply problems caused by COVID restrictions in China, supply chain disruptions caused by high energy prices, and a slowdown in China’s economy and real estate sector which had impacted Chinese wood furniture production, and global supply chains. While EU-27 and UK imports from China had declined in 2022, imports from Viet Nam and Indonesia – the largest tropical supplying countries – had increased in 2022, totalling \$1.2 billion and 0.6 billion respectively.

**Figure 3.6: EU-27+UK imports of Wooden Furniture and Parts from China and major tropical suppliers, 2000-2022**



EU-27 imports of wooden furniture in 2022 have predominantly been to Germany (24 percent), France (19 percent), the Netherlands (10 percent), Belgium (6 percent), Austria (5 percent), and Italy (4 percent). with the Netherlands having a higher proportion of extra-EU imports in consumption. The EU Deforestation Regulation is expected to impact the competitiveness of tropical exporters to EU destinations as it applies to all wooden furniture including items such as wood seating which is not formally covered in the EU Timber Regulation.

Imports of wooden furniture by the **United Kingdom** totalled \$4.9 billion in 2021 and \$5.8 billion in 2022, increasing by 32 percent and 20 percent respectively, assisted by post-COVID increase in home renovation projects and then by government stimulus measures focused on the construction sector. The outlook for consumption and imports in 2023 is expected to be subdued, with inflation remaining high and interest rates rising, increasing the costs of borrowing, although logistical issues have eased.

**Japan’s** wooden furniture imports increased by 7 percent in 2021 to \$2.5 billion and increased marginally to 2.6 billion in 2022. Imports by ITTO producer countries remained small

compared with major ITTO consumer countries, accounting for only 5 percent of imports by ITTO members, although imports nearly doubled between 2020 and 2022, totalling \$4.8 billion in 2022. Major ITTO producer importers in 2022 were Malaysia, Mexico, the Philippines, Thailand, India and Viet Nam, with all countries increasing significantly year-on-year.

Imports of wooden furniture and parts by **non-ITTO member countries** accounted for 12 percent of world imports and amounted to \$12.5 billion in 2022, the same level as 2021. The major non-ITTO importers in 2022 were Canada, United Arab Emirates, Saudi Arabia, Singapore, Iraq and South Africa.

## Builders’ Woodwork and Joinery

Builders’ woodwork and joinery is a major SPWP traded item which includes windows, doors and their frames, assembled flooring panels, parquet panels, concrete shuttering, shingles and shakes, posts and beams. Demand for builders’ woodwork and joinery is derived from demand for residential and non-residential construction, including renovation and repairs.

### Exports of builders’ woodwork and joinery

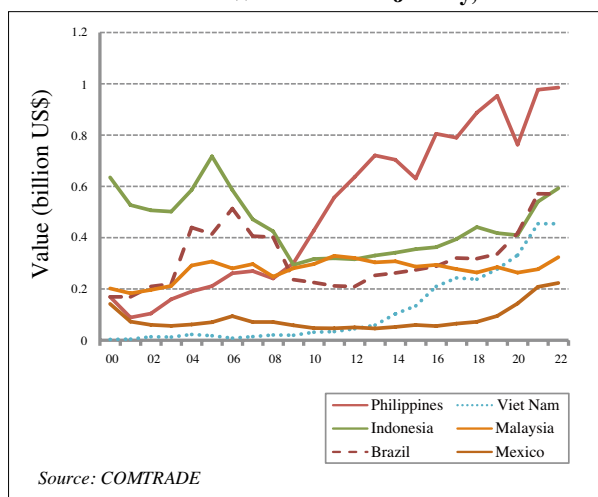
World exports of builders’ woodwork and joinery recovered strongly from a low in 2020, increasing by 30 percent year-on-year to \$20.3 billion in 2021 and moderating to \$20.6 billion in 2022. Most of the exports by ITTO member countries (80 percent) are from ITTO consumer countries and a significant proportion of the trade is non-tropical. China, Austria, Germany, and Poland were the leading exporters in 2022, supplying 43 percent of ITTO exports. However, apart from China, the bulk of their exports are assumed to be from non-tropical sources, given their significant domestic resources of softwoods and temperate hardwoods and relatively small volume of imports of tropical hardwood primary products.

**China’s** exports of builders’ woodwork and joinery declined year-on-year from a peak in 2018 of \$22.9 billion to a low of \$1.6 billion in 2020, when exports of wooden flooring had been affected by the increased anti-dumping tariff rates on wood composite floors imposed by the United States, and tightened limits on formaldehyde release on imported laminate floors<sup>73</sup>, and when other export markets had contracted in response to COVID restrictions. Exports picked up in 2021 to \$2.0 billion in 2021, 29 percent more than the previous year, increasing further in 2022 to \$2.1 billion, although growth had slowed in response to COVID restrictions which had impacted production and global supply chains. Exports in 2022 were predominantly to the United States (13 percent), United Kingdom (12 percent), Germany (12 percent), Japan (9 percent), Belgium (9 percent), Australia (8 percent), Hong Kong S.A.R. (5 percent), and Italy (5 percent). Although China imports large volumes of tropical primary products (see chapter 2), the proportion of tropical to non-tropical items in China’s exports of builders’ woodwork and joinery is unknown.

<sup>73</sup> ITTO TTM Report 16-30 April 2021.

In 2022, exports of builders' woodwork and joinery from **ITTO producer countries** were valued at \$3.4 billion, slightly more than the previous year when exports had increased by 30 percent. The bulk of exports (74 percent) were from Asia-Pacific producer countries and most of the remainder from the Latin America/Caribbean region (Figure 3.7). **The Philippines** supplies over 29 percent of producer country exports and its exports had grown significantly to 2019, with some fluctuations, reaching \$953 million in 2019. In 2020, exports declined by 20 percent to 763 million, with the country significantly affected by the COVID-19 pandemic, before rebounding in 2021 and moderating in 2022 at \$985 million. Exports have been driven by demand in East Asian countries, notably Japan and China, although there are large discrepancies between the trade volumes reported by the Philippines and Japan. **Indonesia, Brazil, Viet Nam, Malaysia and Mexico** were also important tropical exporters in 2021 and 2022, with exports in 2022 valued at \$592 million, \$571 million, \$454 million, \$324 million and \$223 million respectively. In contrast to the Philippines, Brazil and Indonesia export significant quantities to the United States and EU destinations and export trends reflect demand levels in those markets.

**Figure 3.7: Major Tropical Exporters of Builders' Woodwork and Joinery, 2000-2022**



### Imports of builders' woodwork and joinery

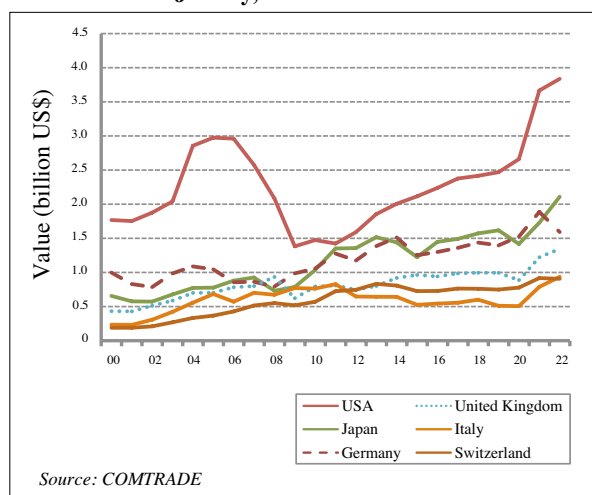
Total ITTO imports of builders' woodwork and joinery in 2022 were valued at \$17.7 billion, up slightly on the 2021 level, with ITTO consumer countries accounting for almost all the imports.

Figure 3.8 shows the major importers of builders' woodwork and joinery from 2000 to 2022. The **United States** is the world's largest country importer, absorbing products valued at \$3.7 billion and \$3.8 billion in 2021 and 2022 respectively. Imports have followed trends in US residential housing starts and home renovations, which had sustained growth over the last decade. Although imports in 2020 had slowed, they were not as low as anticipated at the start of the pandemic and had been assisted by an increase in housing starts year-on-year, and significant spending on DIY home improvement and repairs, despite slowdown in the broader US economy. In addition to new-building construction, home and office renovations and repairs are important demand drivers for builders' woodwork

and joinery products. After almost a decade of sustained growth in spending on home-improvement projects, expenditure on home renovations and repairs in the US slowed significantly during the first shock from the pandemic but bounced back with a surge in DIY and small project spending. Home improvements and repairs to owner-occupied homes peaked in the 3rd quarter 2022, and have slowed since, with the Leading Indicator of Remodeling Activity (LIRA) expecting annual spending to decline by early 2024<sup>74</sup>, in response to ongoing uncertainty in financial markets and the threat of a recession leading to homeowners delaying projects beyond necessary replacements and repairs. The downturn will be expected to dampen demand for builders' woodwork and joinery.

US imports of hardwood flooring had risen by 8 percent in 2022, with strong growth in imports from Indonesia and Malaysia, while imports from Viet Nam, China and Brazil had fallen. Imports of assembled flooring panels were up 21 percent on the previous year, with imports from Viet Nam rising by 24 percent, Thailand by 66 percent and Indonesia by 12 percent, while imports from China fell by 19 percent<sup>75</sup>.

**Figure 3.8: Major Importers of Builders' Woodwork and Joinery, 2000-2022**



**Japan** was ITTO's second largest importer in 2022, with imports valued at \$2.1 billion. Imports had increased year-on-year to 2019, declining by 12 percent in 2020 to \$1.4 billion before increasing in 2021 and 2022, when imports reached \$1.7 billion and \$2.1 billion respectively.

The **EU-27's** aggregate imports in 2021 were \$8.0 billion, up 30 percent on the previous year, driven by a boom in home improvement, encouraged by government stimulus measures. Imports declined (by 5 percent) in 2022 to \$7.6 billion as markets slowed considerably in the second half of the year. The largest country importers in the EU-27 in 2022 were Germany (\$1 592 million), Italy (\$936 million), the Netherlands (\$642 million) and France (\$763 million). EU-27 imports of wooden windows and doors from outside the EU region were relatively low compared with consumption.

<sup>74</sup> JCHS 2023. Home remodeling market projected to contract by 2024. Joint Center for Housing Studies of Harvard University. March 2023. Available at: <https://jchs.harvard.edu/press-releases/home-remodeling-market-projected-contract-2024>

<sup>75</sup> ITTO TTM Report 1-15 February 2023.

Imports of builders' woodwork and joinery by ITTO producer member countries amounted to \$384 million in 2022, although this was only a small proportion (2 percent) of the ITTO total. India, Malaysia and Viet Nam were the only significant producer country market destinations.

## Other Secondary Processed Wood Products

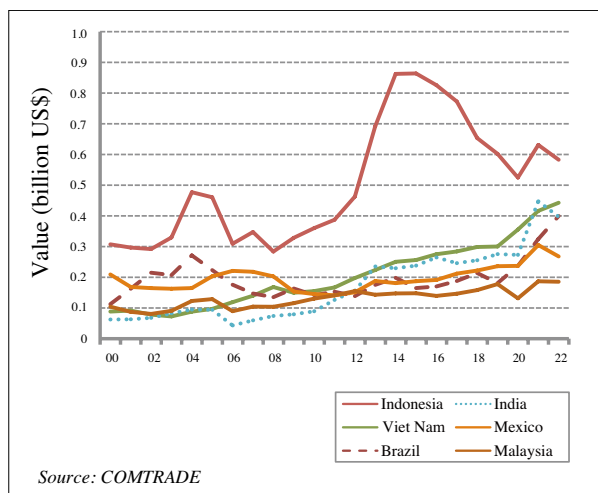
"Other SPWPs" are the second largest SPWP item and include a wide variety of products such as picture frames, tableware, kitchenware and other small wooden items, cable drums and pallets.

### Exports of other SPWPs

Total ITTO exports of "other SPWPs" grew in value between 2019 and 2021, reaching a peak in 2021 at \$21.2 billion before declining by 4 percent to \$20.4 billion in 2022. The bulk of the trade was between ITTO consumer countries which accounted for 78 percent of world exports in 2022. China remained the largest exporter of "other SPWPs" which were valued at \$6.1 billion and accounted for 30 percent of ITTO exports in 2022. Exports had surged in 2021, by 34 percent, before dropping by 26 percent in 2022. EU-27 countries supplied 49 percent of ITTO exports, valued at \$10.1 billion, with the most important exporters being Poland (\$2 176 million), Germany (\$1 440 million), France (\$958 million) and the Netherlands (\$951 million).

The largest ITTO producer exporter of "other SPWPs" in 2022 was **Indonesia** (Figure 3.9), which accounted for 21 percent of ITTO producer exports. Indonesia's exports have plummeted from a high in 2015, declining year-on-year to \$525 million in 2020, rebounding in 2021 (by 20 percent) before declining in 2022 to \$583 million. Viet Nam (\$443 million), India (\$397 million), Brazil (\$400 million), Mexico (\$268 million), and Malaysia (\$186 million) were the other major tropical exporters in 2022. Aggregate exports by ITTO producers (\$2.8 billion) were only 14 percent of world exports of "other SPWPs" in 2022.

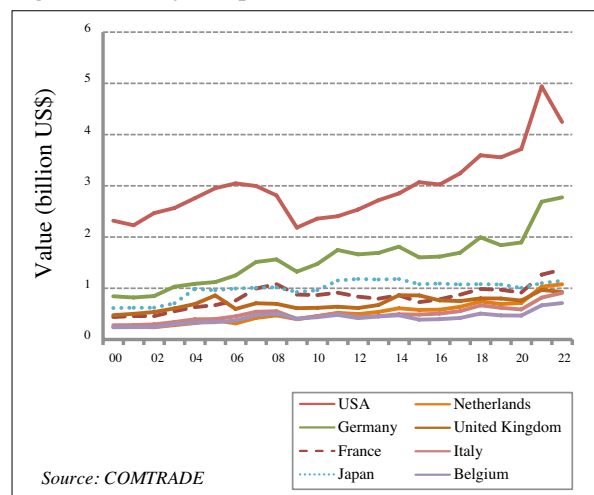
**Figure 3.9: Major Tropical Exporters of Other SPWPs, 2000-2022**



## Imports of other SPWPs

In 2022, world imports of "other SPWPs" were valued at \$20.1 billion, slightly less than the previous year. Imports by the United States and Germany, the two largest markets, totalled \$4.2 billion and \$2.8 billion respectively in 2022 and accounted for 21 percent and 13 percent of ITTO imports. US imports had peaked in 2021 at \$4.9 billion before declining 14 percent by value in 2022, while Germany's imports had continued to grow slightly in 2022. France, Japan, and the Netherlands were also important markets, and were each more than \$1 billion in 2022 (Figure 3.10).

**Figure 3.10: Major Importers of Other SPWPs, 2000-2022**



The EU-27 continued to be the most important region for "other SPWPs" imports, with aggregate imports of \$10.6 billion in 2022, up 7 percent on the previous year and representing over half (53 percent) of aggregate ITTO imports.

ITTO producer country imports of "other SPWPs" were valued at \$972 million in 2022, 22 percent less than the value in 2021 and only representing about 5 percent of world total imports. Mexico, Viet Nam, and Malaysia were the largest ITTO producer importers with imports of "other SPWPs" valued at \$229 million, \$132 million, and \$130 million respectively.

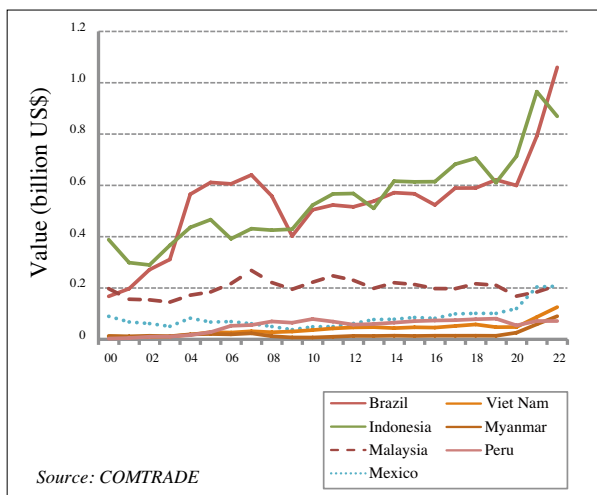
## Mouldings

Mouldings are defined as continuously shaped or profiled wood, including mouldings (interior fascia and skirting, exterior decking products, etc.), unassembled strips and friezes for parquet flooring, beaded wood, dowels, etc.

### Exports of mouldings

Aggregate ITTO exports of mouldings totalled \$6.4 billion in 2022, slightly more than 2021. ITTO consumer countries were less significant in the mouldings trade than other SPWP items, accounting for 56 percent of world mouldings exports in 2022.

**Figure 3.11: Major Tropical Exporters of Mouldings, 2000-2022**



Mouldings exports by ITTO producers were valued at \$2.8 billion in 2022, growing year-on-year since 2019 (Figure 3.11). The share of ITTO producers in world exports was 44 percent, which was significantly greater than for other SPWP items. At a regional level, the Asia-Pacific region was the largest exporter in 2022, accounting for about 50 percent of ITTO producer country exports of mouldings, followed by Latin America/Caribbean (49 percent) and Africa (1 percent). Most of the growth in ITTO producer country exports in 2022 can be attributed to the Latin America/Caribbean region, where exports had risen 25 percent in value between 2021 and 2022. Brazil accounted for 78 percent of the region’s exports in 2022 and its exports had risen by 34 percent year-on-year, when it overtook Indonesia as the largest exporter of wooden mouldings.

Until 2020, China had been the single largest exporter of wooden mouldings, but China’s exports dropped in value by 19 percent between 2019 and 2020, with exports valued at \$573 million in 2020, rebounding in 2021 but declining in 2022 to \$597 million. Indonesia’s exports increased year-on-year between 2019 (when exports had dropped to a low of \$611 million), to 2021 when exports rose to \$965 million before declining in 2022 to \$869 million. Other important tropical exporters were Mexico, Malaysia, Viet Nam, Myanmar, and Peru.

In the Latin America region, Brazil, Mexico, and Peru supplied 99 percent of the region’s exports in 2022. Brazil and Mexico’s exports are, however, predominantly softwood. Indonesia exported 63 percent of the Asia-Pacific’s exports of mouldings during the same year, while Malaysia and Viet Nam accounted for 15 percent and 9 percent of the region’s exports.

### Imports of mouldings

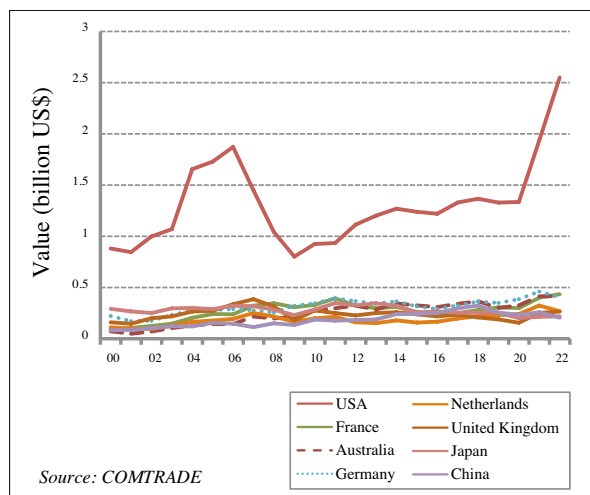
Mouldings imports by ITTO member countries were valued at \$6.9 billion in 2022, 5 percent more than the previous year. Most of the imports (95 percent) were from ITTO consumer countries. The major importers in 2022 were the United States, France, Australia, Germany, the Netherlands, United Kingdom, Japan, and China. (Figure 3.12).

The **United States** continues to dominate ITTO imports of

wooden mouldings by a large margin, with US import trade valued at \$2.6 billion in 2022 and accounting for 37 percent of ITTO imports. US imports had fluctuated but trended upwards between 2009 and 2020 before soaring in 2021 and 2022 to \$1.9 billion and \$2.6 billion respectively. Imports have followed trends in residential and non-residential construction, and growth in home remodeling and renovation spending, which is a significant market for SPWPs including mouldings. Imports from tropical supplying countries are mainly from Brazil, China, and Malaysia. In 2023, there are indications that imports of hardwood mouldings are down on the previous year, with affordability issues impacting housing starts and construction activities in 2023<sup>76</sup>.

**France** was ITTO’s second largest importer with imports amounting to \$435 million in 2022, followed by Australia (\$415 million), Germany (\$403 million), the Netherlands (268 million and the United Kingdom (\$264 million).

**Figure 3.12: Major Importers of Mouldings, 2000-2022**



Imports of wooden mouldings by ITTO producers were only 5 percent of the ITTO total, with the only major importer being Mexico, which imported 62 percent of ITTO producers’ imports in 2022.

## Bamboo and Cane Furniture and Parts

Bamboo and cane furniture and parts have become important non-wood tropical forest product exports for many ITTO member countries and are therefore included in this report. Bamboo and cane furniture and parts includes seats of cane, bamboo, etc., furniture of other material like bamboo etc.

### Exports of Bamboo and Cane Furniture and Parts

Exports of bamboo and cane furniture and parts totalled \$5.1 billion in 2022, with 80 percent of world exports originating from ITTO consumer countries. Exports from ITTO members had grown year-on-year from a low in 2016 to reach \$5.1 billion in 2021, remaining at that level in 2022. China continues to dominate the trade and accounted for 51 percent of ITTO exports in 2022. Viet Nam, Indonesia, Italy, the United States,

<sup>76</sup> ITTO TTM Report 16-28 February 2023.

Poland, and Cambodia were also significant in the bamboo and cane furniture trade, with their total exports together accounting for 33 percent of the world's total.

From a regional perspective, Asia-Pacific producers accounted for the bulk (73 percent) of ITTO producer and consumer country exports. Many Latin American and African countries are rich in bamboo and rattan resources, but their exports are relatively small.

**Indonesia** has traditionally supplied the bulk of the global rattan resource, but the resource has been threatened by over-exploitation of some commercial species and expansion of palm oil plantations and mining activities which have led to reductions in the rattan resource. In 2012, the government imposed a ban on raw and semi-finished rattan exports in a bid to overcome raw material shortages at home that had affected the domestic rattan product industry, to maintain the threshold of sustainable rattan and forest resources, as well as

to prevent the smuggling of certain types of rattan. Despite the ban, Indonesia's exports of cane and bamboo furniture have not increased significantly to date, with the industry being less competitive with China and more recently, Viet Nam. In 2023, the government has continued to ban the export of raw rattan but has lifted the ban on semi-finished rattan.

### **Imports of Bamboo and Cane Furniture and Parts**

World imports of bamboo and cane furniture and parts amounted to \$5.3 billion in 2022, with 67 percent of world imports accounted for by ITTO consumer countries. Imports by the United States, the dominant country importer, escalated from 2011 to 2018 and were valued at \$1 338 million in 2018, before contracting in 2019 and 2020, and increasing in 2021 by 30 percent to \$1 568 million. Aggregate imports by EU-27 countries were valued at \$854 million in 2022, with imports declining by 27 percent on the 2021 level.



# APPENDICES

<b>Appendix 1.</b> Production and Trade of Timber, 2018-2022 -----	<b>39</b>
<b>Appendix 2.</b> Direction of Trade in Volume of Primary Tropical Timber Products --- between Major ITTO Producers and Consumers in 2021	<b>125</b>
<b>Appendix 3.</b> Major Tropical Species Traded in 2020 and 2021 -----	<b>131</b>
<b>Appendix 4.</b> Price Indices of Major Tropical Timber and Selected ----- Competing Softwood Products	<b>167</b>
<b>Appendix 5.</b> Trade of Secondary Processed Wood Products 2015-2022 -----	<b>173</b>

Note: production and trade data to 2022 are available for download on [www.itto.int](http://www.itto.int).

Appendix 1

Appendix 2

Appendix 3

Appendix 4

Appendix 5

## SOURCES

The Joint Forest Sector Questionnaires are the main sources of the appendices. Other sources are indicated by the superscripts after the figures.

### ITTO SUPERSCRIPTS

C	COMTRADE database.
CB	COMTRADE mirror statistics from COMTRADE database.
R	Figure rounded down to zero.
X	Repeated data.
I	ITTO estimate.
X	Repeated data.
*	Other unofficial data including country statistical reports, trade journals, ITTO project reports, USDA Foreign Agricultural Service reports.
W	Adjustment from weight (usually metric tons) to volume assuming the following factors (unless different conversion factors are reported): coniferous logs – 1.43m <sup>3</sup> /ton; non-coniferous tropical logs – 1.37m <sup>3</sup> /ton; non-coniferous non-tropical logs – 1.25m <sup>3</sup> /ton; coniferous sawnwood – 1.82m <sup>3</sup> /ton; non-coniferous sawnwood – 1.43m <sup>3</sup> /ton; veneer – 1.33m <sup>3</sup> /ton; plywood – 1.54m <sup>3</sup> /ton.
--	Data not available or impossible to calculate (i.e. divide by zero).

### FAO SUPERSCRIPTS

F	FAOSTAT superscript. FAO official data.
F1	FAOSTAT superscript. Aggregate, may include official, semi-official or estimated data.
F2	FAOSTAT superscript. FAO estimate.
F3	FAOSTAT superscript. FAO unofficial figure.
F4	FAOSTAT superscript. FAO data repeated from previous year.
F5	FAOSTAT superscript. FAO data based on imputation methodology.
F6	FAOSTAT superscript. FAO estimated data using trading partners database.

### UNECE SUPERSCRIPTS

E1	UNECE Superscript. Validated (supplied by official national correspondent and approved by Secretariat analyst).
E2	UNECE Superscript. Official (from country, supplied by official national correspondent. Can be modified due to obvious errors [wrong units]).
E3	UNECE Superscript. Estimated-analyst (an educated estimate made by Secretariat based upon knowledge and nonofficial sources).
E4	UNECE Superscript. Calculated, exclusively generated by Microsoft Access program for aggregates (both regional and product) and special calculations (e.g. consumption).
E5	UNECE Superscript. Repeated.
E6	UNECE Superscript. Not Published but counted in totals.
E7	UNECE Superscript. Provisional (a very rough estimate by the UNECE secretariat).
E8	UNECE Superscript. Estimated-technical (an estimate based on technical validation rules to make the data fit).
E9	UNECE Superscript. National estimate (unofficial data provided by official source).
E10	UNECE Superscript. Aggregate estimate.
TCF	UNECE Timber Committee Forecasts.
ITCF	ITTO Secretariat estimates based on TCF.

# APPENDIX 1

## Production and Trade of Timber, 2018-2022

<b>Table 1-1-a.</b> Production, Trade and Consumption of All Timber by ITTO Consumer -----	<b>40</b>
<b>Table 1-1-b.</b> Production, Trade and Consumption of Tropical Timber by ITTO Consumers ---	<b>54</b>
<b>Table 1-1-c.</b> Production, Trade and Consumption of All Timber by ITTO Producers -----	<b>60</b>
<b>Table 1-1-d.</b> Production, Trade and Consumption of Tropical Timber by ITTO Producers ----	<b>74</b>
<b>Table 1-1-e.</b> Major non ITTO members producing and trading ----- tropical primary wood products by continents in 2021	<b>80</b>
<b>Table 1-2-a.</b> Trade of All Timber by ITTO Consumers - Value -----	<b>82</b>
<b>Table 1-2-b.</b> Trade of Tropical Timber by ITTO Consumers - Value -----	<b>98</b>
<b>Table 1-2-c.</b> Trade of All Timber by ITTO Producers - Value -----	<b>104</b>
<b>Table 1-2-d.</b> Trade of Tropical Timber by ITTO Producers - Value -----	<b>118</b>

N.B. Domestic Consumption = Production + Imports - Exports.

Unit values may differ for equivalent volumes/values due to rounding.

Export values/prices are FOB; import values are CIF, unless otherwise stated.

**Table 1-1-a. Production, Trade and Consumption of All Timber by ITTO Consumers (1000 m<sup>3</sup>)**

Country	Product	Species	Production					Imports				
			2018	2019	2020	2021	2022	2018	2019	2020	2021	2022
Asia-Pacific	Logs	All	276 476	276 317	270 705	270 284	268 806	69 108	68 328	66 066	69 912	49 790
		C	104 767	104 591	103 065	104 062	102 147	50 361	52 489	52 737	55 905	36 905
		NC	171 709	171 726	167 640	166 221	166 659	18 747	15 839	13 329	14 007	12 885
	Sawn	All	110 554	110 269	102 603	103 697	103 697	47 344	47 774	43 039	38 558	35 694
		C	58 939	58 755	55 219	56 313	56 313	34 904	37 615	33 435	28 495	25 692
		NC	51 615	51 514	47 383	47 384	47 384	12 441	10 159	9 604	10 063	10 002
	Ven	All	3 826	3 826	3 413	3 443	3 451	1 654	1 823	2 082	4 039	3 004
		C	1 632	1 632	1 431	1 458	1 461	474	435	411	583	429
		NC	2 194	2 193	1 982	1 985	1 990	1 180	1 388	1 671	3 455	2 576
	Ply	All	80 596	80 597	80 177	80 359	80 359	6 003	5 177	5 011	5 685	5 242
		C	40 190	40 220	39 843	40 067	40 067	895	730	827	1 024	1 057
		NC	40 406	40 377	40 334	40 292	40 292	5 108	4 447	4 185	4 661	4 185
Australia	Logs	All	32 939	32 710	29 481	27 097	25 620	1	8 <sup>1</sup>	7 <sup>1</sup>	15 <sup>1</sup>	4 <sup>1</sup>
		C	17 580	17 142	17 592	16 766	14 851	0 <sup>x</sup>	4 <sup>CHU</sup>	5 <sup>CHU</sup>	13 <sup>CHU</sup>	3 <sup>CHU</sup>
		NC	15 359	15 569	11 889	10 331	10 769	1	4	1	2	1
	Sawn	All	4 636	4 451	4 377	4 529	4 529 <sup>x</sup>	973 <sup>1</sup>	579 <sup>1</sup>	526 <sup>1</sup>	713 <sup>1</sup>	1 046 <sup>1</sup>
		C	3 924	3 763	3 751	3 864	3 864 <sup>x</sup>	919 <sup>CI</sup>	531 <sup>C</sup>	476 <sup>CI</sup>	666 <sup>C</sup>	992 <sup>CI</sup>
		NC	712	688	625	665	665 <sup>x</sup>	54 <sup>CI</sup>	49	50	47	54
	Ven	All	122 <sup>x</sup>	123 <sup>1</sup>	111 <sup>1</sup>	112 <sup>1</sup>	115 <sup>1</sup>	12	14 <sup>1</sup>	8	7	10
		C	0 <sup>x</sup>	1 <sup>1</sup>	1 <sup>x</sup>	2 <sup>1</sup>	5 <sup>1</sup>	1	1 <sup>CHU</sup>	0 <sup>x</sup>	0 <sup>x</sup>	0 <sup>x</sup>
		NC	122 <sup>x</sup>	122 <sup>x</sup>	110 <sup>1</sup>	110 <sup>x</sup>	110 <sup>x</sup>	11	12	8	7	10
	Ply	All	171 <sup>x</sup>	171 <sup>x</sup>	176 <sup>1</sup>	176 <sup>x</sup>	176 <sup>x</sup>	544	465	442	550	628
		C	155 <sup>x</sup>	155 <sup>x</sup>	160 <sup>1</sup>	160 <sup>x</sup>	160 <sup>x</sup>	347	247	220	277	320
		NC	16 <sup>x</sup>	16 <sup>x</sup>	16 <sup>1</sup>	16 <sup>x</sup>	16 <sup>x</sup>	197	218	223	273	308
China	Logs	All	180 237 <sup>PS</sup>	180 237 <sup>PS</sup>	180 237 <sup>PS</sup>	180 237 <sup>x</sup>	180 237 <sup>x</sup>	59 685	60 572 <sup>1</sup>	59 707	63 578	43 690 <sup>1</sup>
		C	28 362 <sup>PS</sup>	28 362 <sup>PS</sup>	28 362 <sup>PS</sup>	28 362 <sup>x</sup>	28 362 <sup>x</sup>	41 613	45 260 <sup>1</sup>	46 812	49 876	31 160 <sup>1</sup>
		NC	151 875 <sup>PS</sup>	151 875 <sup>PS</sup>	151 875 <sup>PS</sup>	151 875 <sup>x</sup>	151 875 <sup>x</sup>	18 073	15 312	12 895	13 702	12 530 <sup>1</sup>
	Sawn	All	90 200 <sup>1</sup>	90 200 <sup>x</sup>	84 000 <sup>1</sup>	84 000 <sup>x</sup>	84 000 <sup>x</sup>	36 633	38 114	33 860 <sup>1</sup>	29 023 <sup>1</sup>	26 660 <sup>1</sup>
		C	40 200 <sup>1</sup>	40 200 <sup>x</sup>	38 000 <sup>1</sup>	38 000 <sup>x</sup>	38 000 <sup>x</sup>	24 880	28 618	24 820 <sup>1</sup>	19 600 <sup>1</sup>	17 330 <sup>1</sup>
		NC	50 000 <sup>1</sup>	50 000 <sup>x</sup>	46 000 <sup>1</sup>	46 000 <sup>x</sup>	46 000 <sup>x</sup>	11 753	9 496	9 040 <sup>1</sup>	9 423 <sup>1</sup>	9 330 <sup>1</sup>
	Ven	All	3 000 <sup>x</sup>	3 000 <sup>x</sup>	2 700 <sup>1</sup>	2 700 <sup>x</sup>	2 700 <sup>x</sup>	956 <sup>1</sup>	1 240 <sup>1</sup>	1 572 <sup>1</sup>	3 456 <sup>1</sup>	2 602 <sup>1</sup>
		C	1 000 <sup>x</sup>	1 000 <sup>x</sup>	900 <sup>1</sup>	900 <sup>x</sup>	900 <sup>x</sup>	102 <sup>CI</sup>	103 <sup>CI</sup>	128 <sup>CI</sup>	253 <sup>CI</sup>	280 <sup>CI</sup>
		NC	2 000 <sup>x</sup>	2 000 <sup>x</sup>	1 800 <sup>1</sup>	1 800 <sup>x</sup>	1 800 <sup>x</sup>	854 <sup>CI</sup>	1 137 <sup>CI</sup>	1 444 <sup>CI</sup>	3 203 <sup>CI</sup>	2 323 <sup>CI</sup>
	Ply	All	76 300 <sup>x</sup>	76 300 <sup>x</sup>	76 300 <sup>x</sup>	76 300 <sup>x</sup>	76 300 <sup>x</sup>	159 <sup>1</sup>	136 <sup>1</sup>	171 <sup>1</sup>	153 <sup>1</sup>	191 <sup>1</sup>
		C	36 300 <sup>x</sup>	36 300 <sup>x</sup>	36 300 <sup>x</sup>	36 300 <sup>x</sup>	36 300 <sup>x</sup>	18 <sup>CI</sup>	22 <sup>CI</sup>	14 <sup>CI</sup>	7 <sup>CI</sup>	29 <sup>CI</sup>
		NC	40 000 <sup>x</sup>	40 000 <sup>x</sup>	40 000 <sup>x</sup>	40 000 <sup>x</sup>	40 000 <sup>x</sup>	141 <sup>CI</sup>	113 <sup>CI</sup>	157 <sup>CI</sup>	146 <sup>CI</sup>	162 <sup>CI</sup>
(Hong Kong S.A.R.)	Logs	All	10 <sup>x</sup>	10 <sup>x</sup>	10 <sup>x</sup>	10 <sup>x</sup>	10 <sup>x</sup>	9 <sup>C</sup>	4 <sup>C</sup>	1 <sup>C</sup>	5 <sup>C</sup>	4 <sup>1</sup>
		C	0 <sup>x</sup>	0 <sup>x</sup>	0 <sup>x</sup>	0 <sup>x</sup>	0 <sup>x</sup>	7 <sup>C</sup>	2 <sup>C</sup>	1 <sup>C</sup>	3 <sup>C</sup>	2 <sup>C</sup>
		NC	10 <sup>x</sup>	10 <sup>x</sup>	10 <sup>x</sup>	10 <sup>x</sup>	10 <sup>x</sup>	2 <sup>C</sup>	2 <sup>C</sup>	0 <sup>CHU</sup>	2 <sup>C</sup>	2 <sup>CI</sup>
	Sawn	All	3 <sup>x</sup>	3 <sup>x</sup>	3 <sup>x</sup>	3 <sup>x</sup>	3 <sup>x</sup>	85 <sup>C</sup>	83 <sup>C</sup>	90 <sup>1</sup>	135 <sup>C</sup>	57 <sup>1</sup>
		C	0 <sup>x</sup>	0 <sup>x</sup>	0 <sup>x</sup>	0 <sup>x</sup>	0 <sup>x</sup>	66 <sup>C</sup>	72 <sup>C</sup>	79 <sup>C</sup>	103 <sup>C</sup>	43 <sup>CI</sup>
		NC	3 <sup>x</sup>	3 <sup>x</sup>	3 <sup>x</sup>	3 <sup>x</sup>	3 <sup>x</sup>	19 <sup>C</sup>	12 <sup>C</sup>	11 <sup>CHU</sup>	32 <sup>C</sup>	14 <sup>CI</sup>
	Ven	All	2 <sup>x</sup>	2 <sup>x</sup>	3 <sup>1</sup>	6 <sup>1</sup>	11 <sup>1</sup>	1 <sup>1</sup>	2 <sup>1</sup>	5 <sup>1</sup>	1 <sup>1</sup>	1 <sup>1</sup>
		C	1 <sup>x</sup>	1 <sup>x</sup>	1 <sup>x</sup>	1 <sup>x</sup>	1 <sup>x</sup>	0 <sup>CHU</sup>	0 <sup>CHU</sup>	4 <sup>CHU</sup>	1 <sup>CHU</sup>	0 <sup>CHU</sup>
		NC	1 <sup>x</sup>	1 <sup>x</sup>	2 <sup>1</sup>	5 <sup>1</sup>	10 <sup>1</sup>	1 <sup>CI</sup>	2 <sup>CI</sup>	0 <sup>CHU</sup>	0 <sup>CHU</sup>	0 <sup>CHU</sup>
	Ply	All	0 <sup>x</sup>	0 <sup>x</sup>	0 <sup>x</sup>	0 <sup>x</sup>	0 <sup>x</sup>	218 <sup>1</sup>	198 <sup>1</sup>	182 <sup>1</sup>	199 <sup>1</sup>	166 <sup>1</sup>
		C	0 <sup>x</sup>	0 <sup>x</sup>	0 <sup>x</sup>	0 <sup>x</sup>	0 <sup>x</sup>	18 <sup>C</sup>	18 <sup>CHU</sup>	28 <sup>CHU</sup>	53 <sup>CHU</sup>	48 <sup>CHU</sup>
		NC	0 <sup>x</sup>	0 <sup>x</sup>	0 <sup>x</sup>	0 <sup>x</sup>	0 <sup>x</sup>	200 <sup>CHU</sup>	180 <sup>CHU</sup>	155 <sup>CHU</sup>	146 <sup>CHU</sup>	118 <sup>CHU</sup>
(Macao S.A.R.)	Logs	All	2 <sup>1</sup>	2 <sup>1</sup>	2 <sup>1</sup>	2 <sup>x</sup>	2 <sup>x</sup>	0 <sup>C</sup>	0 <sup>C</sup>	0 <sup>C</sup>	0 <sup>C</sup>	0 <sup>CHU</sup>
		C	1 <sup>PS</sup>	1 <sup>1</sup>	1 <sup>1</sup>	1 <sup>x</sup>	1 <sup>x</sup>	0 <sup>C</sup>	0 <sup>C</sup>	0 <sup>C</sup>	0 <sup>C</sup>	0 <sup>CHU</sup>
		NC	1 <sup>1</sup>	1 <sup>1</sup>	1 <sup>1</sup>	1 <sup>x</sup>	1 <sup>x</sup>	0 <sup>C</sup>	0 <sup>C</sup>	0 <sup>C</sup>	0 <sup>C</sup>	0 <sup>CHU</sup>
	Sawn	All	0 <sup>x</sup>	0 <sup>x</sup>	0 <sup>x</sup>	0 <sup>x</sup>	0 <sup>x</sup>	8 <sup>CHU</sup>	5 <sup>1</sup>	4 <sup>CHU</sup>	4 <sup>1</sup>	3 <sup>1</sup>
		C	0 <sup>x</sup>	0 <sup>x</sup>	0 <sup>x</sup>	0 <sup>x</sup>	0 <sup>x</sup>	6 <sup>CHU</sup>	4 <sup>CHU</sup>	3 <sup>CHU</sup>	3 <sup>CHU</sup>	2 <sup>CHU</sup>
		NC	0 <sup>x</sup>	0 <sup>x</sup>	0 <sup>x</sup>	0 <sup>x</sup>	0 <sup>x</sup>	1 <sup>CHU</sup>	1 <sup>CHU</sup>	1 <sup>CHU</sup>	2 <sup>CHU</sup>	1 <sup>CHU</sup>
	Ven	All	0 <sup>CHU</sup>	0 <sup>CHU</sup>	0 <sup>CHU</sup>	0 <sup>CHU</sup>	0 <sup>CHU</sup>	0 <sup>1</sup>	0 <sup>CHU</sup>	0 <sup>CHU</sup>	0 <sup>CHU</sup>	0 <sup>CHU</sup>
		C	0 <sup>CHU</sup>	0 <sup>CHU</sup>	0 <sup>CHU</sup>	0 <sup>CHU</sup>	0 <sup>CHU</sup>	0 <sup>x</sup>	0 <sup>CHU</sup>	0 <sup>CHU</sup>	0 <sup>CHU</sup>	0 <sup>CHU</sup>
		NC	0 <sup>x</sup>	0 <sup>x</sup>	0 <sup>x</sup>	0 <sup>x</sup>	0 <sup>x</sup>	0 <sup>C</sup>	0 <sup>CHU</sup>	0 <sup>CHU</sup>	0 <sup>CHU</sup>	0 <sup>CHU</sup>
	Ply	All	0 <sup>x</sup>	0 <sup>x</sup>	0 <sup>x</sup>	0 <sup>x</sup>	0 <sup>x</sup>	27 <sup>1</sup>	25 <sup>1</sup>	18 <sup>1</sup>	19 <sup>1</sup>	10 <sup>1</sup>
		C	0 <sup>x</sup>	0 <sup>x</sup>	0 <sup>x</sup>	0 <sup>x</sup>	0 <sup>x</sup>	0 <sup>CHU</sup>	1 <sup>C</sup>	0 <sup>CHU</sup>	0 <sup>CHU</sup>	1 <sup>CHU</sup>
		NC	0 <sup>x</sup>	0 <sup>x</sup>	0 <sup>x</sup>	0 <sup>x</sup>	0 <sup>x</sup>	27 <sup>CHU</sup>	23 <sup>CHU</sup>	18 <sup>CHU</sup>	19 <sup>CHU</sup>	9 <sup>CHU</sup>
(Taiwan Province of China)	Logs	All	1 459 <sup>PS</sup>	1 460 <sup>PS</sup>	1 460 <sup>PS</sup>	1 460 <sup>x</sup>	1 460 <sup>x</sup>	566 <sup>1</sup>	440 <sup>1</sup>	501 <sup>1</sup>	522 <sup>1</sup>	474 <sup>1</sup>
		C	1 095 <sup>PS</sup>	1 095 <sup>PS</sup>	1 095 <sup>PS</sup>	1 095 <sup>x</sup>	1 095 <sup>x</sup>	275 <sup>CHU</sup>	237 <sup>CHU</sup>	312 <sup>CHU</sup>	384 <sup>CHU</sup>	323 <sup>CI</sup>
		NC	365 <sup>PS</sup>	365 <sup>PS</sup>	365 <sup>PS</sup>	365 <sup>x</sup>	365 <sup>x</sup>	291 <sup>CI</sup>	202 <sup>CI</sup>	188 <sup>CI</sup>	137 <sup>CI</sup>	151 <sup>CI</sup>
	Sawn	All	38 <sup>x</sup>	38 <sup>x</sup>	38 <sup>x</sup>	38 <sup>x</sup>	38 <sup>x</sup>	1 334 <sup>1</sup>	1 218 <sup>1</sup>	1 209 <sup>1</sup>	1 375 <sup>1</sup>	1 319 <sup>1</sup>
		C	33 <sup>x</sup>	33 <sup>x</sup>	33 <sup>x</sup>	33 <sup>x</sup>	33 <sup>x</sup>	1 101 <sup>CI</sup>	986 <sup>CI</sup>	1 028 <sup>C</sup>	1 159 <sup>C</sup>	1 088 <sup>CI</sup>
		NC	5 <sup>x</sup>	5 <sup>x</sup>	5 <sup>x</sup>	5 <sup>x</sup>	5 <sup>x</sup>	233 <sup>C</sup>	233 <sup>CI</sup>	181 <sup>CI</sup>	216 <sup>CI</sup>	231 <sup>CI</sup>
	Ven	All	30 <sup>x</sup>	30 <sup>x</sup>	30 <sup>x</sup>	30 <sup>x</sup>	30 <sup>x</sup>	198 <sup>1</sup>	155 <sup>1</sup>	159 <sup>1</sup>	174 <sup>1</sup>	151 <sup>1</sup>
		C	10 <sup>x</sup>	10 <sup>x</sup>	10 <sup>x</sup>	10 <sup>x</sup>	10 <sup>x</sup>	18 <sup>CHU</sup>	11 <sup>CHU</sup>	19 <sup>CHU</sup>	28 <sup>CHU</sup>	27 <sup>CHU</sup>
		NC	20 <sup>x</sup>	20 <sup>x</sup>	20 <sup>x</sup>	20 <sup>x</sup>	20 <sup>x</sup>	180 <sup>CI</sup>	144 <sup>CI</sup>	139 <sup>CI</sup>	146 <sup>CI</sup>	125 <sup>CI</sup>
	Ply	All	164 <sup>x</sup>	164 <sup>x</sup>	164 <sup>x</sup>	164 <sup>x</sup>	164 <sup>x</sup>	567 <sup>1</sup>	587 <sup>1</sup>	621 <sup>1</sup>	626 <sup>1</sup>	503 <sup>1</sup>
		C	14 <sup>x</sup>	14 <sup>x</sup>	14 <sup>x</sup>	14 <sup>x</sup>	14 <sup>x</sup>	217 <sup>CHU</sup>	211 <sup>CHU</sup>	219 <sup>CHU</sup>	287 <sup>CHU</sup>	254 <sup>CI</sup>
		NC	150 <sup>x</sup>	150 <sup>x</sup>	150 <sup>x</sup>	150 <sup>x</sup>	150 <sup>x</sup>	350 <sup>CI</sup>	376 <sup>CI</sup>	402 <sup>CI</sup>	338 <sup>CI</sup>	249 <sup>CI</sup>
Japan	Logs	All	21 640	21 883	19 882	21 847	21 847	3 278	3 019	2 301	2 639	2 501 <sup>1</sup>
		C	19 462	19 876	18 037	20 088	20 088	3 070	2 839	2 175	2 586	2 433 <sup>C</sup>
		NC	2 178	2 007	1 845	1 759	1 759	208	180	126	53	68 <sup>CI</sup>
	Sawn	All	9 202	9 032	8 203	9 091	9 091	5 980	5 708	4 940	4 837	4 904 <sup>1</sup>
		C	8 383	8 282	7 522	8 457	8 457	5 777	5 512	4 792	4 689	4 736 <sup>CI</sup>
		NC	819	750	681	634	634	203	197	148	149	167 <sup>CI</sup>
	Ven	All	60 <sup>x</sup>	60 <sup>x</sup>	60 <sup>x</sup>	60 <sup>x</sup>	60 <sup>x</sup>	355	313	193	256	79 <sup>1</sup>
		C	10 <sup>x</sup>	10 <sup>x</sup>	10 <sup>x</sup>	10 <sup>x</sup>	10 <sup>x</sup>	316	276	166	226	53 <sup>CI</sup>
		NC	50 <sup>x</sup>	50 <sup>x</sup>	50 <sup>x</sup>	50 <sup>x</sup>	50 <sup>x</sup>	38	37	28	30	25 <sup>CI</sup>
	Ply	All	3 298	3 337								

Exports					Domestic Consumption					Species	Product	Country	
2018	2019	2020	2021	2022	2018	2019	2020	2021	2022				
27 849	27 896	26 382	26 102	23 174	317 735	316 748	310 390	314 094	295 422	All	Logs	Asia-Pacific	
26 797	26 857	25 632	25 684	22 639	128 331	130 223	130 170	134 283	116 413	C			
1 052	1 039	750	418	535	189 404	186 525	180 220	179 811	179 009	NC			
2 703	2 468	2 348	2 193	2 041	155 195	155 576	143 294	140 061	137 349	All	Sawn		
2 432	2 269	2 197	2 006	1 762	91 411	94 101	86 457	82 802	80 243	C			
271	199	150	188	279	63 785	61 475	56 837	57 259	57 107	NC			
599	616	536	693	563	4 881	5 033	4 959	6 789	5 892	All	Ven		
173	163	99	113	114	1 933	1 905	1 743	1 929	1 776	C			
426	453	437	580	450	2 948	3 128	3 216	4 860	4 116	NC			
9 669	8 491	8 273	10 352	8 921	76 930	77 283	76 915	75 692	76 680	All	Ply		
1 220	834	913	1 371	1 130	39 865	40 115	39 756	39 720	39 995	C			
8 449	7 656	7 360	8 980	7 792	37 065	37 168	37 158	35 973	36 685	NC			
4 830 <sup>1</sup>	4 932 <sup>1</sup>	4 871 <sup>1</sup>	1 967 <sup>1</sup>	845 <sup>1</sup>	28 110	27 786	24 617	25 145	24 779	All	Logs		Australia
4 151 <sup>CB</sup>	4 279 <sup>CB</sup>	4 197 <sup>CB</sup>	1 630 <sup>CB</sup>	524 <sup>CB</sup>	13 429	12 867	13 400	15 148	14 329	C			
679 <sup>CI</sup>	653 <sup>C</sup>	674 <sup>C</sup>	337 <sup>CI</sup>	320 <sup>CI</sup>	14 681	14 919	11 217	9 997	10 450	NC			
266 <sup>1</sup>	257 <sup>1</sup>	235	176	243	5 343	4 773	4 667	5 067	5 332	All	Sawn		
178 <sup>C</sup>	182 <sup>C</sup>	201	128	89	4 664	4 112	4 026	4 402	4 767	C			
88 <sup>CB</sup>	75 <sup>CI</sup>	34	48	154	679	661	641	665	566	NC			
7 <sup>1</sup>	6 <sup>1</sup>	4 <sup>1</sup>	3 <sup>1</sup>	2 <sup>1</sup>	127	130	115	117	122	All	Ven		
0 <sup>CB</sup>	0 <sup>CB</sup>	0 <sup>CB</sup>	2 <sup>CI</sup>	2 <sup>CI</sup>	1	1	0	0	3	C			
7 <sup>CI</sup>	6 <sup>CI</sup>	4 <sup>CI</sup>	1 <sup>CI</sup>	0 <sup>CB</sup>	126	128	114	116	119	NC			
14 <sup>1</sup>	19 <sup>1</sup>	26 <sup>1</sup>	13 <sup>1</sup>	14 <sup>1</sup>	700	617	592	714	790	All	Ply		
4 <sup>CB</sup>	7 <sup>CB</sup>	6 <sup>CB</sup>	7 <sup>CB</sup>	11 <sup>CB</sup>	497	395	373	430	469	C			
10 <sup>CI</sup>	12 <sup>CI</sup>	20 <sup>CI</sup>	6 <sup>CB</sup>	3 <sup>CB</sup>	203	223	219	283	321	NC			
93 <sup>1</sup>	68 <sup>C</sup>	36 <sup>1</sup>	17 <sup>1</sup>	67 <sup>1</sup>	239 830	240 741	239 908	243 798	223 860	All	Logs	China	
7 <sup>C</sup>	8 <sup>C</sup>	5 <sup>CB</sup>	5 <sup>CB</sup>	2 <sup>CB</sup>	69 968	73 614	75 166	78 234	59 520	C			
86 <sup>CI</sup>	61 <sup>C</sup>	29 <sup>CI</sup>	12 <sup>C</sup>	65 <sup>CI</sup>	169 862	167 127	164 742	165 565	164 340	NC			
294 <sup>1</sup>	191 <sup>1</sup>	191 <sup>1</sup>	254 <sup>1</sup>	175 <sup>1</sup>	126 539	128 123	117 669	112 769	110 485	All	Sawn		
141 <sup>C</sup>	93 <sup>CI</sup>	93	128	69 <sup>CI</sup>	64 939	68 726	62 727	57 472	55 261	C			
152 <sup>CI</sup>	99 <sup>CI</sup>	98 <sup>CI</sup>	126 <sup>CI</sup>	106 <sup>CI</sup>	61 601	59 397	54 942	55 297	55 224	NC			
427 <sup>1</sup>	460 <sup>1</sup>	433 <sup>1</sup>	573 <sup>1</sup>	443 <sup>1</sup>	3 529	3 779	3 839	5 583	4 859	All	Ven		
13 <sup>CI</sup>	19 <sup>CI</sup>	7 <sup>CI</sup>	6 <sup>CI</sup>	7 <sup>CI</sup>	1 089	1 084	1 021	1 147	1 172	C			
414 <sup>CI</sup>	442 <sup>CI</sup>	425 <sup>CI</sup>	567 <sup>CI</sup>	436 <sup>CI</sup>	2 440	2 695	2 819	4 436	3 687	NC			
9 393 <sup>1</sup>	8 241 <sup>1</sup>	8 052 <sup>1</sup>	10 099 <sup>1</sup>	8 659 <sup>1</sup>	67 066	68 194	68 418	66 353	67 832	All	Ply		
1 052 <sup>CI</sup>	690 <sup>CI</sup>	790	1 202	933 <sup>CI</sup>	35 266	35 632	35 524	35 104	35 396	C			
8 341 <sup>CI</sup>	7 552 <sup>CI</sup>	7 262 <sup>CI</sup>	8 897 <sup>CI</sup>	7 726 <sup>CI</sup>	31 800	32 562	32 895	31 249	32 436	NC			
5 <sup>C</sup>	9 <sup>1</sup>	4 <sup>1</sup>	3 <sup>1</sup>	1 <sup>1</sup>	14	5	7	12	13	All	Logs	(Hong Kong S.A.R.)	
3 <sup>C</sup>	0 <sup>CB</sup>	1 <sup>CB</sup>	0 <sup>CB</sup>	1 <sup>CB</sup>	4	2	0	3	1	C			
2 <sup>C</sup>	9 <sup>CB</sup>	3 <sup>CB</sup>	3 <sup>CB</sup>	0 <sup>CB</sup>	10	3	7	9	12	NC			
18 <sup>C</sup>	9 <sup>C</sup>	5 <sup>C</sup>	4 <sup>C</sup>	1 <sup>1</sup>	70	77	88	134	59	All	Sawn		
9 <sup>C</sup>	5 <sup>C</sup>	4 <sup>C</sup>	3 <sup>C</sup>	1 <sup>CI</sup>	57	67	75	100	42	C			
9 <sup>C</sup>	4 <sup>C</sup>	1 <sup>C</sup>	2 <sup>C</sup>	0 <sup>CB</sup>	13	11	13	33	17	NC			
1 <sup>1</sup>	1 <sup>1</sup>	1 <sup>1</sup>	5 <sup>1</sup>	7 <sup>1</sup>	2	2	6	2	5	All	Ven		
0 <sup>CB</sup>	1 <sup>CB</sup>	0 <sup>CB</sup>	0 <sup>CB</sup>	0 <sup>CB</sup>	1	0	5	1	1	C			
1 <sup>CI</sup>	1 <sup>CI</sup>	1 <sup>CB</sup>	5 <sup>CB</sup>	7 <sup>CB</sup>	1	2	1	0	4	NC			
19 <sup>1</sup>	13 <sup>1</sup>	5 <sup>1</sup>	3 <sup>1</sup>	2 <sup>1</sup>	199	185	177	196	164	All	Ply		
13 <sup>CB</sup>	7 <sup>CB</sup>	1 <sup>C</sup>	0 <sup>CB</sup>	0 <sup>CB</sup>	6	11	26	53	48	C			
7 <sup>CI</sup>	6 <sup>CI</sup>	4 <sup>CI</sup>	3 <sup>CI</sup>	2 <sup>CI</sup>	193	174	151	143	116	NC			
0 <sup>PS</sup>	0 <sup>SI</sup>	0 <sup>CB</sup>	0 <sup>CB</sup>	0 <sup>CB</sup>	2	1	2	2	2	All	Logs	(Macao S.A.R.)	
0 <sup>PI</sup>	0 <sup>C</sup>	0 <sup>CB</sup>	0 <sup>CB</sup>	0 <sup>CB</sup>	1	1	1	1	1	C			
0 <sup>PI</sup>	0 <sup>CB</sup>	0 <sup>CB</sup>	0 <sup>CB</sup>	0 <sup>CB</sup>	1	0	1	1	1	NC			
0 <sup>SI</sup>	0 <sup>C</sup>	0 <sup>CB</sup>	0 <sup>CB</sup>	0 <sup>CB</sup>	8	5	4	4	3	All	Sawn		
0 <sup>PI</sup>	0 <sup>C</sup>	0 <sup>CB</sup>	0 <sup>CB</sup>	0 <sup>CB</sup>	6	4	3	3	2	C			
0 <sup>CB</sup>	0 <sup>C</sup>	0 <sup>CB</sup>	0 <sup>CB</sup>	0 <sup>CB</sup>	1	1	1	2	1	NC			
0 <sup>1</sup>	0 <sup>1</sup>	0 <sup>CB</sup>	0 <sup>CB</sup>	0 <sup>CB</sup>	0	0	0	0	0	All	Ven		
0 <sup>1</sup>	0 <sup>CB</sup>	0 <sup>CB</sup>	0 <sup>CB</sup>	0 <sup>CB</sup>	0	0	0	0	0	C			
0 <sup>1</sup>	0 <sup>C</sup>	0 <sup>CB</sup>	0 <sup>CB</sup>	0 <sup>CB</sup>	0	0	0	0	0	NC			
0 <sup>CB</sup>	0 <sup>CB</sup>	0 <sup>SI</sup>	0 <sup>SI</sup>	0 <sup>CB</sup>	27	25	18	19	10	All	Ply		
0 <sup>CB</sup>	0 <sup>CB</sup>	0 <sup>CB</sup>	0 <sup>CB</sup>	0 <sup>CB</sup>	0	1	0	0	1	C			
0 <sup>CB</sup>	0 <sup>CB</sup>	0 <sup>CB</sup>	0 <sup>CB</sup>	0 <sup>CB</sup>	27	23	18	19	9	NC			
11 <sup>C</sup>	5 <sup>1</sup>	4 <sup>1</sup>	7 <sup>C</sup>	4 <sup>1</sup>	2 014	1 894	1 957	1 974	1 930	All	Logs	(Taiwan Province of China)	
1 <sup>C</sup>	0 <sup>CB</sup>	0 <sup>CB</sup>	1 <sup>C</sup>	0 <sup>CB</sup>	1 369	1 333	1 408	1 479	1 418	C			
11 <sup>C</sup>	5 <sup>C</sup>	4 <sup>C</sup>	6 <sup>C</sup>	4 <sup>CI</sup>	645	562	549	496	512	NC			
16 <sup>1</sup>	15 <sup>1</sup>	13 <sup>1</sup>	9 <sup>1</sup>	10 <sup>1</sup>	1 355	1 242	1 234	1 403	1 347	All	Sawn		
4 <sup>CI</sup>	3 <sup>CI</sup>	4 <sup>CB</sup>	3 <sup>CB</sup>	1 <sup>CB</sup>	1 130	1 016	1 057	1 189	1 119	C			
13 <sup>CI</sup>	11 <sup>CI</sup>	9 <sup>CI</sup>	6 <sup>CI</sup>	8 <sup>CI</sup>	225	226	177	215	228	NC			
3 <sup>1</sup>	4 <sup>1</sup>	6 <sup>1</sup>	7 <sup>1</sup>	6 <sup>1</sup>	224	181	183	197	176	All	Ven		
0 <sup>CB</sup>	0 <sup>CB</sup>	0 <sup>CB</sup>	0 <sup>CB</sup>	0 <sup>CB</sup>	27	20	29	38	37	C			
3 <sup>CB</sup>	4 <sup>CB</sup>	6 <sup>CB</sup>	7 <sup>CB</sup>	6 <sup>CI</sup>	197	161	153	159	139	NC			
16 <sup>1</sup>	17 <sup>1</sup>	16 <sup>1</sup>	16 <sup>1</sup>	6 <sup>1</sup>	715	734	770	774	660	All	Ply		
1 <sup>CI</sup>	1 <sup>CI</sup>	1 <sup>CB</sup>	1 <sup>CB</sup>	1 <sup>CB</sup>	230	224	233	300	267	C			
15 <sup>CI</sup>	16 <sup>CI</sup>	15 <sup>CI</sup>	15 <sup>CI</sup>	6 <sup>CI</sup>	485	510	537	473	394	NC			
1 137	1 130	1 384	1 459	1 325 <sup>1</sup>	23 781	23 772	20 799	23 028	23 023	All	Logs	Japan	
1 131	1 122	1 378	1 455	1 321 <sup>CI</sup>	21 401	21 593	18 834	21 219	21 200	C			
6	8	6	3	3 <sup>C</sup>	2 380	2 179	1 965	1 809	1 823	NC			
146	147	173	208	178 <sup>1</sup>	15 036	14 593	12 970	13 721	13 817	All	Sawn		
142	143	170	205	170 <sup>CI</sup>	14 018	13 651	12 144	12 941	13 024	C			
4	4	3	3	8 <sup>CI</sup>	1 019	942	826	780	793	NC			
0 <sup>R</sup>	0 <sup>R</sup>	0 <sup>R</sup>	0 <sup>R</sup>	0 <sup>R</sup>	414	372	253	316	139	All	Ven		
0 <sup>R</sup>	0 <sup>R</sup>	0 <sup>R</sup>	0 <sup>R</sup>	0 <sup>CB</sup>	326	286	176	236	63	C			
0 <sup>R</sup>	0 <sup>R</sup>	0 <sup>R</sup>	0 <sup>R</sup>	0 <sup>CB</sup>	88	87	77	79	75	NC			
123	111	109 <sup>1</sup>	145 <sup>1</sup>	156 <sup>1</sup>	6 108	5 784	5 118	5 675	5 281	All	Ply		
120	107	98	136	153 <sup>CI</sup>	3 129	3 219	2 896	3 071	3 123	C			
4	4	11 <sup>CI</sup>	9 <sup>CI</sup>	3 <sup>CI</sup>	2 979	2 565	2 222	2 604	2 159	NC			
2 <sup>1</sup>	1 <sup>1</sup>	0 <sup>SI</sup>	1	0 <sup>SI</sup>	9 799	8 305	7 211	6 811	6 763	All	Logs	Korea, Rep. of	
0 <sup>CB</sup>	0 <sup>CB</sup>	0 <sup>R</sup>	0 <sup>R</sup>	0 <sup>CB</sup>	7 993	6 591	5 740	5 123	5 064	C			
2 <sup>C</sup>	1 <sup>C</sup>	0 <sup>CB</sup>	0 <sup>R</sup>	0 <sup>CB</sup>	1 806	1 714	1 471	1 688	1 699	NC			
22 <sup>1</sup>	24 <sup>1</sup>	10 <sup>1</sup>	7 <sup>1</sup>	5 <sup>1</sup>	4 294	3 985	4 242	4 315	3 559	All	Sawn		
18	20	7 <sup>CB</sup>	6 <sup>CB</sup>	3 <sup>CI</sup>	4 078	3 781	4 036	4 095	3 330	C			
4 <sup>CI</sup>	4 <sup>CI</sup>	4 <sup>CB</sup>	1 <sup>CB</sup>	2 <sup>CI</sup>	215	203	206	221	229	NC			
1 <sup>1</sup>	0 <sup>SI</sup>	0 <sup>SI</sup>	1	1 <sup>1</sup>	247	214	203	226	243	All	Ven		
0 <sup>CB</sup>	0 <sup>CB</sup>	0 <sup>CB</sup> </											







**Table 1-1-a. Production, Trade and Consumption of All Timber by ITTO Consumers (1000 m<sup>3</sup>)**

Country	Product	Species	Production					Imports				
			2018	2019	2020	2021	2022	2018	2019	2020	2021	2022
Czech Republic	Logs	All	21 443	26 664	30 704 <sup>1</sup>	26 704 <sup>1</sup>	26 704 <sup>x</sup>	1 827 <sup>1</sup>	1 469 <sup>1</sup>	1 088 <sup>1</sup>	1 261 <sup>1</sup>	1 577 <sup>1</sup>
		C	20 613	25 917	30 000 <sup>1</sup>	26 000 <sup>1</sup>	26 000 <sup>x</sup>	1 389 <sup>c</sup>	1 247 <sup>ci</sup>	920 <sup>ci</sup>	1 090 <sup>ci</sup>	1 393 <sup>c</sup>
		NC	830	747	704	704 <sup>x</sup>	704 <sup>x</sup>	438 <sup>ci</sup>	222 <sup>ci</sup>	168 <sup>ci</sup>	171 <sup>ci</sup>	183 <sup>ci</sup>
	Sawn	All	4 550	4 816 <sup>1</sup>	4 548	4 548 <sup>x</sup>	4 548 <sup>x</sup>	863 <sup>1</sup>	885 <sup>1</sup>	672 <sup>1</sup>	720 <sup>1</sup>	689 <sup>1</sup>
		C	4 350	4 675 <sup>1</sup>	4 415	4 415 <sup>x</sup>	4 415 <sup>x</sup>	700	563	556 <sup>ci</sup>	591 <sup>ci</sup>	576 <sup>cm</sup>
		NC	200	141	133	133 <sup>x</sup>	133 <sup>x</sup>	163 <sup>ci</sup>	322 <sup>ci</sup>	116 <sup>ci</sup>	129 <sup>ci</sup>	113 <sup>cm</sup>
	Ven	All	27	28	27	27 <sup>x</sup>	27 <sup>x</sup>	65	61	58	58 <sup>x</sup>	58 <sup>x</sup>
		C	10	13	13	13 <sup>x</sup>	13 <sup>x</sup>	13	12	12	12 <sup>x</sup>	12 <sup>x</sup>
		NC	17	15	14	14 <sup>x</sup>	14 <sup>x</sup>	52	49	46	46 <sup>x</sup>	46 <sup>x</sup>
	Ply	All	234	254	240	240 <sup>x</sup>	240 <sup>x</sup>	98	83	87 <sup>1</sup>	201 <sup>1</sup>	207 <sup>1</sup>
		C	150	179	169	169 <sup>x</sup>	169 <sup>x</sup>	25	10	18 <sup>c</sup>	22 <sup>ci</sup>	30 <sup>ci</sup>
		NC	84	75	71	71 <sup>x</sup>	71 <sup>x</sup>	73	73	69	179 <sup>ci</sup>	177 <sup>ci</sup>
Denmark	Logs	All	1 781 <sup>15</sup>	1 781 <sup>15</sup>	1 625 <sup>1</sup>	1 625 <sup>x</sup>	1 625 <sup>x</sup>	653 <sup>1</sup>	522 <sup>c</sup>	532 <sup>c</sup>	580 <sup>1</sup>	620 <sup>1</sup>
		C	1 556 <sup>15</sup>	1 556 <sup>15</sup>	1 400 <sup>1</sup>	1 400 <sup>x</sup>	1 400 <sup>x</sup>	321 <sup>ci</sup>	234 <sup>c</sup>	282 <sup>c</sup>	391 <sup>c</sup>	426 <sup>ci</sup>
		NC	225 <sup>15</sup>	225 <sup>15</sup>	225 <sup>15</sup>	225 <sup>x</sup>	225 <sup>x</sup>	332 <sup>c</sup>	288 <sup>c</sup>	250 <sup>c</sup>	189 <sup>cm</sup>	194 <sup>cm</sup>
	Sawn	All	387 <sup>15</sup>	387 <sup>x</sup>	317 <sup>1</sup>	317 <sup>x</sup>	317 <sup>x</sup>	2 334 <sup>1</sup>	2 436 <sup>1</sup>	2 903 <sup>1</sup>	2 860 <sup>1</sup>	1 396 <sup>1</sup>
		C	320 <sup>15</sup>	320 <sup>x</sup>	250 <sup>1</sup>	250 <sup>x</sup>	250 <sup>x</sup>	1 994 <sup>c</sup>	2 133 <sup>ci</sup>	2 587 <sup>c</sup>	2 430 <sup>c</sup>	1 235 <sup>ci</sup>
		NC	67 <sup>15</sup>	67 <sup>x</sup>	67 <sup>1</sup>	67 <sup>x</sup>	67 <sup>x</sup>	340 <sup>ci</sup>	303 <sup>ci</sup>	316 <sup>ci</sup>	430 <sup>ci</sup>	161 <sup>ci</sup>
	Ven	All	80 <sup>15</sup>	80 <sup>x</sup>	80 <sup>1</sup>	80 <sup>x</sup>	80 <sup>x</sup>	41 <sup>1</sup>	40 <sup>1</sup>	70 <sup>1</sup>	223 <sup>1</sup>	22 <sup>1</sup>
		C	80 <sup>15</sup>	80 <sup>x</sup>	80 <sup>1</sup>	80 <sup>x</sup>	80 <sup>x</sup>	1 <sup>cm</sup>	1 <sup>cm</sup>	5 <sup>ci</sup>	12 <sup>ci</sup>	10 <sup>ci</sup>
		NC	0 <sup>15</sup>	0 <sup>x</sup>	0 <sup>1</sup>	0 <sup>x</sup>	0 <sup>x</sup>	39 <sup>ci</sup>	39 <sup>ci</sup>	65 <sup>ci</sup>	210 <sup>ci</sup>	12 <sup>ci</sup>
	Ply	All	0 <sup>15</sup>	0 <sup>x</sup>	0 <sup>1</sup>	0 <sup>x</sup>	0 <sup>x</sup>	287 <sup>1</sup>	276 <sup>1</sup>	288 <sup>1</sup>	274 <sup>1</sup>	196 <sup>1</sup>
		C	0 <sup>15</sup>	0 <sup>x</sup>	0 <sup>1</sup>	0 <sup>x</sup>	0 <sup>x</sup>	209 <sup>c</sup>	179 <sup>c</sup>	214 <sup>c</sup>	158 <sup>c</sup>	132 <sup>ci</sup>
		NC	0 <sup>15</sup>	0 <sup>x</sup>	0 <sup>1</sup>	0 <sup>x</sup>	0 <sup>x</sup>	78 <sup>ci</sup>	97 <sup>ci</sup>	73 <sup>ci</sup>	116 <sup>ci</sup>	64 <sup>ci</sup>
Estonia	Logs	All	7 391	6 715	6 898	6 520	7 000	272 <sup>1</sup>	317 <sup>1</sup>	517	868	850
		C	5 016	4 580	4 705	4 447	4 800	192 <sup>c</sup>	219 <sup>c</sup>	303	681	667
		NC	2 374	2 135	2 193	2 073	2 200	80 <sup>ci</sup>	98 <sup>ci</sup>	215	187	183
	Sawn	All	1 816	1 868	1 750	1 750	1 800	1 436 <sup>1</sup>	1 332 <sup>1</sup>	1 509	1 876	1 500
		C	1 713	1 768	1 600	1 600	1 700	1 297 <sup>ci</sup>	1 177 <sup>c</sup>	1 364	1 699	1 360
		NC	103	100	150	150	100	139 <sup>ci</sup>	155 <sup>ci</sup>	146	177	140
	Ven	All	226 <sup>1</sup>	79 <sup>1</sup>	109 <sup>1</sup>	115 <sup>1</sup>	145 <sup>1</sup>	26 <sup>1</sup>	48 <sup>1</sup>	65	85	90
		C	5 <sup>1</sup>	5 <sup>x</sup>	5 <sup>1</sup>	5 <sup>x</sup>	5 <sup>x</sup>	0 <sup>cm</sup>	0 <sup>cm</sup>	1	1	1
		NC	221	74	104	110	140	26	48	64	85	89
	Ply	All	122	140	168	190	200	144	113	93	118	120
		C	0	0	0	0	0	29	24	12	19	20
		NC	122	140	168	190	200	115	89	81	98	100
Finland	Logs	All	60 530	55 654	51 191	57 803	57 803 <sup>x</sup>	6 935	5 114 <sup>1</sup>	6 274	6 298	3 376 <sup>1</sup>
		C	50 633	46 183	42 910	48 629	48 629 <sup>x</sup>	2 047	1 744	1 534	1 468	1 360 <sup>ci</sup>
		NC	9 898	9 470	8 281	9 174	9 174 <sup>x</sup>	4 888	3 371 <sup>ci</sup>	4 740	4 830	2 017 <sup>ci</sup>
	Sawn	All	11 840	11 390	10 916	11 954	11 954 <sup>x</sup>	609 <sup>1</sup>	595	600	577	365 <sup>1</sup>
		C	11 800	11 360	10 880	11 900	11 900 <sup>x</sup>	576 <sup>ci</sup>	562	570	547	340 <sup>ci</sup>
		NC	40	30	36	54	54 <sup>x</sup>	33	33	31	30	24 <sup>ci</sup>
	Ven	All	85 <sup>1</sup>	155 <sup>1</sup>	160 <sup>1</sup>	170 <sup>1</sup>	180 <sup>1</sup>	22	6 <sup>1</sup>	7	9	4 <sup>1</sup>
		C	65 <sup>15</sup>	65 <sup>15</sup>	50 <sup>1</sup>	50 <sup>x</sup>	50 <sup>x</sup>	0 <sup>1</sup>	0 <sup>1</sup>	0 <sup>1</sup>	0 <sup>1</sup>	0 <sup>cm</sup>
		NC	20 <sup>1</sup>	90 <sup>1</sup>	110 <sup>1</sup>	120 <sup>1</sup>	130 <sup>1</sup>	22	6 <sup>cm</sup>	7	9	4 <sup>ci</sup>
	Ply	All	1 230	1 090	990	1 130	1 130 <sup>x</sup>	120 <sup>1</sup>	118	128	121	92 <sup>1</sup>
		C	840	800	707	791	791 <sup>x</sup>	29	31	30	19	28 <sup>ci</sup>
		NC	390	290	283	339	339 <sup>x</sup>	91 <sup>ci</sup>	87	98	102	64 <sup>ci</sup>
France	Logs	All	25 721	25 445	24 316	25 545	25 545	1 143	1 202	943	985	1 068 <sup>1</sup>
		C	16 928	16 933	16 361	17 746	17 746	922	964	719	794	851 <sup>ci</sup>
		NC	8 793	8 512	7 955	7 799	7 799	222	238	225	191	217 <sup>ci</sup>
	Sawn	All	8 094	7 813	8 134	9 044	9 044	3 235 <sup>1</sup>	3 069 <sup>1</sup>	2 715	3 132	2 806 <sup>1</sup>
		C	6 728	6 559	6 798	7 712	7 712	2 954 <sup>ci</sup>	2 766 <sup>ci</sup>	2 438	2 846	2 506 <sup>ci</sup>
		NC	1 366	1 254	1 336	1 332	1 332	281	303 <sup>ci</sup>	277	286	300 <sup>ci</sup>
	Ven	All	207 <sup>1</sup>	207 <sup>1</sup>	207 <sup>1</sup>	207 <sup>1</sup>	207 <sup>1</sup>	105	107	110 <sup>1</sup>	112 <sup>1</sup>	125 <sup>1</sup>
		C	52 <sup>15</sup>	52 <sup>15</sup>	52 <sup>1</sup>	52 <sup>x</sup>	52 <sup>x</sup>	15	15	17	15	16 <sup>ci</sup>
		NC	155	155	155	155	155	90	93	93 <sup>ci</sup>	98 <sup>ci</sup>	109 <sup>ci</sup>
	Ply	All	260	253	234	270	270	539	533 <sup>1</sup>	444	470	495 <sup>1</sup>
		C	104	101	94	120	120	122	112 <sup>12</sup>	104	129	146 <sup>ci</sup>
		NC	156	152	140	150	150	417	421	340	340	349 <sup>ci</sup>
Germany	Logs	All	52 874	54 124	58 436	59 187	59 187 <sup>x</sup>	8 825	7 318 <sup>c</sup>	6 081	6 084	5 536 <sup>1</sup>
		C	46 125	47 730	54 913	55 270	55 270 <sup>x</sup>	8 302	6 866 <sup>c</sup>	5 703	5 713	5 159 <sup>ci</sup>
		NC	6 749	6 393	3 523	3 918	3 918 <sup>x</sup>	523	452 <sup>c</sup>	378	371	378 <sup>ci</sup>
	Sawn	All	23 769	24 573	26 219	26 438	26 438 <sup>x</sup>	5 494	5 281	5 451	5 686	4 351 <sup>1</sup>
		C	22 610	23 307	25 217	25 335	25 335 <sup>x</sup>	5 106	4 868	5 042	5 198	3 719 <sup>ci</sup>
		NC	1 160	1 266	1 002	1 103	1 103 <sup>x</sup>	388	413	409	488	632 <sup>ci</sup>
	Ven	All	88	98	100	116	116 <sup>x</sup>	108	106	106	111	75 <sup>1</sup>
		C	12	14	12	14	14 <sup>x</sup>	25	28	26	27	12 <sup>ci</sup>
		NC	76	84	88	102	102 <sup>x</sup>	83	79	79	84	63 <sup>ci</sup>
	Ply	All	118	111	100	103	103 <sup>x</sup>	1 620 <sup>1</sup>	1 594 <sup>1</sup>	1 437	1 464	1 275 <sup>1</sup>
		C	35	44	47	44	44 <sup>x</sup>	609 <sup>1</sup>	522	532	529	470 <sup>ci</sup>
		NC	83	67	53	59	59 <sup>x</sup>	1 011	1 072 <sup>ci</sup>	905	935	805 <sup>ci</sup>
Greece	Logs	All	455	412	412 <sup>15</sup>	412 <sup>x</sup>	412 <sup>x</sup>	123 <sup>1</sup>	69 <sup>1</sup>	50 <sup>1</sup>	66 <sup>1</sup>	33 <sup>1</sup>
		C	176	189	189 <sup>15</sup>	189 <sup>x</sup>	189 <sup>x</sup>	107 <sup>cm</sup>	50 <sup>cm</sup>	45 <sup>cm</sup>	50 <sup>cm</sup>	24 <sup>cm</sup>
		NC	279	223	223 <sup>15</sup>	223 <sup>x</sup>	223 <sup>x</sup>	17 <sup>ci</sup>	19 <sup>cm</sup>	5 <sup>c</sup>	16 <sup>c</sup>	9 <sup>ci</sup>
	Sawn	All	66	66 <sup>15</sup>	66 <sup>15</sup>	66 <sup>1</sup>	66 <sup>1</sup>	284 <sup>1</sup>	289 <sup>1</sup>	269 <sup>1</sup>	303 <sup>1</sup>	270 <sup>1</sup>
		C	52	52 <sup>15</sup>	52 <sup>15</sup>	52 <sup>1</sup>	52 <sup>1</sup>	246 <sup>cm</sup>	243 <sup>cm</sup>	228 <sup>cm</sup>	267 <sup>cm</sup>	248 <sup>cm</sup>
		NC	14	14 <sup>15</sup>	14 <sup>15</sup>	14 <sup>1</sup>	14 <sup>1</sup>	39 <sup>cm</sup>	45 <sup>cm</sup>	41 <sup>cm</sup>	36 <sup>cm</sup>	23 <sup>cm</sup>
	Ven	All	0 <sup>15</sup>	0 <sup>x</sup>	1 <sup>1</sup>	1 <sup>x</sup>	1 <sup>x</sup>	28 <sup>1</sup>	27 <sup>1</sup>	27 <sup>1</sup>	31 <sup>1</sup>	28 <sup>1</sup>
		C	0 <sup>15</sup>	0 <sup>x</sup>	1 <sup>1</sup>	1 <sup>x</sup>	1 <sup>x</sup>	1 <sup>ci</sup>	1 <sup>ci</sup>	0 <sup>cm</sup>	0 <sup>cm</sup>	0 <sup>cm</sup>
		NC	0 <sup>15</sup>	0 <sup>x</sup>	0 <sup>x</sup>	0 <sup>x</sup>	0 <sup>x</sup>	27 <sup>ci</sup>	26 <sup>ci</sup>	26 <sup>ci</sup>	31 <sup>ci</sup>	28 <sup>ci</sup>
	Ply	All	30 <sup>1</sup>	30 <sup>x</sup>	30 <sup>x</sup>	30 <sup>x</sup>	30 <sup>x</sup>	52 <sup>1</sup>	51 <sup>1</sup>	57 <sup>1</sup>	57 <sup>1</sup>	39 <sup>1</sup>
		C	0 <sup>15</sup>	0 <sup>x</sup>	0 <sup>x</sup>	0 <sup>x</sup>	0 <sup>x</sup>	3 <sup>cm</sup>	3 <sup>cm</sup>	5 <sup>cm</sup>	5 <sup>cm</sup>	8 <sup>cm</sup>
		NC	30	30 <sup>x</sup>	30 <sup>x</sup>	30 <sup>x</sup>	30 <sup>x</sup>	50 <sup>cm</sup>	48 <sup>cm</sup>	51 <sup>cm</sup>	52 <sup>cm</sup>	31 <sup>cm</sup>
Hungary	Logs	All	3 038	2 892	2 457	2 457 <sup>x</sup>	2 457 <sup>x</sup>	332 <sup>1</sup>	275 <sup>c</sup>	238 <sup>1</sup>	259 <sup>1</sup>	360 <sup>1</sup>
		C	819	818	858	858 <sup>x</sup>	858 <sup>x</sup>	191 <sup>c</sup>	141 <sup>c</sup>	166 <sup>c</sup>	148 <sup>c</sup>	184 <sup>ci</sup>
		NC	2 219	2 074	1 598	1 598 <sup>x</sup>	1 598 <sup>x</sup>	141 <sup>cm</sup>	134 <sup>c</sup>			

Exports					Domestic Consumption					Species	Product	Country
2018	2019	2020	2021	2022	2018	2019	2020	2021	2022			
8 309	14 146	17 523 <sup>1</sup>	14 044 <sup>1</sup>	14 317 <sup>1</sup>	14 961	13 987	14 269	13 921	13 963	All	Logs	Czech Republic
8 100	13 874	17 261 <sup>1</sup>	13 667 <sup>1</sup>	13 867 <sup>1</sup>	13 902	13 291	13 659	13 423	13 526	C		
209	272	262 <sup>1</sup>	377 <sup>1</sup>	450 <sup>1</sup>	1 059	696	610	498	437	NC		
3 933 <sup>1</sup>	3 862 <sup>1</sup>	2 158 <sup>1</sup>	2 409 <sup>1</sup>	2 435 <sup>1</sup>	1 480	1 839	3 062	2 860	2 801	All	Sawn	
3 894 <sup>1</sup>	3 700	2 122 <sup>1</sup>	2 364 <sup>1</sup>	2 391 <sup>1</sup>	1 156	1 538	2 849	2 642	2 600	C		
39 <sup>1</sup>	162 <sup>1</sup>	36 <sup>1</sup>	44 <sup>1</sup>	44 <sup>1</sup>	324	300	213	218	202	NC		
30 <sup>1</sup>	29 <sup>1</sup>	27 <sup>1</sup>	27 <sup>1</sup>	26 <sup>1</sup>	62	60	58	58	58	All	Ven	
3 <sup>1</sup>	3 <sup>1</sup>	2 <sup>1</sup>	3 <sup>1</sup>	3 <sup>1</sup>	21	22	22	21	21	C		
28 <sup>1</sup>	26 <sup>1</sup>	25 <sup>1</sup>	23 <sup>1</sup>	23 <sup>1</sup>	41	38	36	37	37	NC		
178	187	177	177 <sup>x</sup>	177 <sup>x</sup>	154	150	150	265	270	All	Ply	
113	122	116	116 <sup>x</sup>	116 <sup>x</sup>	62	67	71	76	83	C		
65	65	61	61 <sup>x</sup>	61 <sup>x</sup>	92	83	79	189	187	NC		
539 <sup>c</sup>	649 <sup>c</sup>	519 <sup>c</sup>	555 <sup>1</sup>	568 <sup>1</sup>	1 895	1 654	1 638	1 650	1 677	All	Logs	Denmark
390 <sup>c</sup>	510 <sup>c</sup>	409 <sup>c</sup>	390 <sup>c</sup>	413 <sup>1</sup>	1 486	1 279	1 273	1 401	1 413	C		
149 <sup>c</sup>	138 <sup>c</sup>	110 <sup>c</sup>	165 <sup>1</sup>	155 <sup>1</sup>	409	375	365	249	264	NC		
191 <sup>1</sup>	147 <sup>1</sup>	145 <sup>1</sup>	152 <sup>1</sup>	133 <sup>1</sup>	2 530	2 676	3 075	3 025	1 580	All	Sawn	
112 <sup>1</sup>	90 <sup>1</sup>	111 <sup>1</sup>	130 <sup>1</sup>	119 <sup>1</sup>	2 202	2 363	2 726	2 549	1 366	C		
79 <sup>1</sup>	57 <sup>1</sup>	34 <sup>1</sup>	21 <sup>1</sup>	14 <sup>1</sup>	328	313	349	476	213	NC		
1 <sup>1</sup>	2 <sup>1</sup>	2 <sup>1</sup>	2 <sup>1</sup>	8 <sup>1</sup>	119	118	147	300	93	All	Ven	
1 <sup>1</sup>	1 <sup>1</sup>	1 <sup>1</sup>	0 <sup>1</sup>	3 <sup>1</sup>	80	80	83	92	87	C		
1 <sup>1</sup>	1 <sup>1</sup>	1 <sup>1</sup>	2 <sup>1</sup>	5 <sup>1</sup>	39	37	64	209	6	NC		
61 <sup>1</sup>	50 <sup>1</sup>	33 <sup>1</sup>	31 <sup>1</sup>	35 <sup>1</sup>	226	226	254	243	161	All	Ply	
19 <sup>1</sup>	20 <sup>1</sup>	10 <sup>1</sup>	11 <sup>1</sup>	30 <sup>1</sup>	190	159	204	148	102	C		
42 <sup>1</sup>	30 <sup>1</sup>	24 <sup>1</sup>	21 <sup>1</sup>	5 <sup>1</sup>	36	67	50	95	60	NC		
2 991 <sup>1</sup>	2 397 <sup>1</sup>	1 584 <sup>1</sup>	1 734 <sup>1</sup>	1 652 <sup>c</sup>	4 672	4 635	5 832	5 653	6 198	All	Logs	Estonia
1 428 <sup>c</sup>	1 158 <sup>c</sup>	725 <sup>1</sup>	752 <sup>1</sup>	575 <sup>c</sup>	3 781	3 641	4 283	4 376	4 892	C		
1 563 <sup>1</sup>	1 238 <sup>1</sup>	858 <sup>c</sup>	983 <sup>1</sup>	1 077 <sup>c</sup>	892	995	1 549	1 277	1 306	NC		
1 170 <sup>1</sup>	1 127	1 106	1 100	956 <sup>1</sup>	2 082	2 073	2 154	2 526	2 344	All	Sawn	
1 037 <sup>1</sup>	1 005	991	1 003	866 <sup>1</sup>	1 973	1 940	1 973	2 296	2 194	C		
134	121	115	97	90 <sup>1</sup>	108	133	181	230	150	NC		
78 <sup>1</sup>	57 <sup>1</sup>	57	92	90	174	70	116	108	145	All	Ven	
0 <sup>1</sup>	0 <sup>1</sup>	0 <sup>1</sup>	0 <sup>1</sup>	0 <sup>1</sup>	5	5	5	5	6	C		
78	57	57	92	90	169	65	111	103	139	NC		
122 <sup>1</sup>	154 <sup>1</sup>	176	206	200	143	99	85	102	120	All	Ply	
7 <sup>1</sup>	14 <sup>1</sup>	11	14	15	22	10	1	6	5	C		
115	140	165	192	185	122	89	84	96	115	NC		
1 519 <sup>1</sup>	1 864 <sup>1</sup>	1 258 <sup>1</sup>	1 171 <sup>1</sup>	1 826 <sup>1</sup>	65 946	58 904	56 207	62 930	59 353	All	Logs	Finland
1 321 <sup>c</sup>	1 682 <sup>1</sup>	1 157 <sup>1</sup>	1 056 <sup>1</sup>	1 433 <sup>1</sup>	51 359	46 245	43 287	49 041	48 555	C		
199	182	101 <sup>1</sup>	115	393 <sup>1</sup>	14 587	12 659	12 919	13 889	10 798	NC		
8 702	8 970	8 218	8 736	7 715 <sup>1</sup>	3 747	3 015	3 298	3 795	4 604	All	Sawn	
8 686	8 955	8 198	8 715	7 693 <sup>1</sup>	3 691	2 967	3 252	3 731	4 548	C		
16	15	20	20	22 <sup>1</sup>	57	48	47	64	56	NC		
62 <sup>1</sup>	104 <sup>1</sup>	126 <sup>1</sup>	145 <sup>1</sup>	141 <sup>1</sup>	45	57	41	34	43	All	Ven	
31 <sup>1</sup>	17 <sup>1</sup>	28 <sup>1</sup>	30 <sup>1</sup>	33 <sup>1</sup>	34	48	22	20	17	C		
31	88 <sup>1</sup>	98 <sup>1</sup>	115 <sup>1</sup>	108 <sup>1</sup>	11	8	19	14	26	NC		
1 012 <sup>1</sup>	918	828	955	739 <sup>1</sup>	338	290	289	296	483	All	Ply	
671 <sup>1</sup>	626	573	673	480 <sup>1</sup>	198	205	164	137	338	C		
341 <sup>1</sup>	292	256	282	258 <sup>1</sup>	140	85	126	159	145	NC		
4 044	3 877	3 578	4 112	4 457 <sup>1</sup>	22 820	22 770	21 681	22 419	22 155	All	Logs	France
1 815	1 716	1 433	1 617	1 393 <sup>1</sup>	16 035	16 182	15 647	16 923	17 204	C		
2 229	2 161	2 145	2 494	3 064 <sup>1</sup>	6 786	6 588	6 035	5 496	4 951	NC		
1 442	1 473	1 518	1 646	1 584 <sup>1</sup>	9 887	9 409	9 331	10 530	10 267	All	Sawn	
881	941	1 048	1 055	904 <sup>1</sup>	8 801	8 384	8 188	9 503	9 314	C		
561	532	470	591	679 <sup>1</sup>	1 086	1 025	1 143	1 027	952	NC		
103	98 <sup>1</sup>	68	71	80 <sup>1</sup>	209	217	249	248	252	All	Ven	
0 <sup>1</sup>	1 <sup>1</sup>	0 <sup>1</sup>	1	1	67	66	69	66	67	C		
103	97 <sup>1</sup>	68	71	79 <sup>1</sup>	143	151	180	182	185	NC		
211 <sup>1</sup>	216 <sup>1</sup>	218 <sup>1</sup>	190 <sup>1</sup>	141 <sup>1</sup>	588	570	460	550	625	All	Ply	
90	77	80	73	65 <sup>1</sup>	136	136	118	176	201	C		
121 <sup>1</sup>	139 <sup>1</sup>	138 <sup>1</sup>	117 <sup>1</sup>	76 <sup>1</sup>	452	434	342	374	423	NC		
6 407 <sup>1</sup>	9 705 <sup>1</sup>	13 051 <sup>1</sup>	11 333 <sup>1</sup>	9 610 <sup>1</sup>	55 292	51 737	51 466	53 938	55 114	All	Logs	Germany
4 936 <sup>1</sup>	8 281 <sup>1</sup>	12 024	10 337	8 746 <sup>1</sup>	49 491	46 316	48 593	50 645	51 683	C		
1 471	1 424 <sup>1</sup>	1 027	996	864 <sup>1</sup>	5 802	5 421	2 873	3 292	3 431	NC		
9 043	9 657	10 379	11 266	11 477 <sup>1</sup>	20 220	20 197	21 291	20 858	19 312	All	Sawn	
8 263	8 889	9 677	10 508	10 744 <sup>1</sup>	19 452	19 286	20 583	20 026	18 310	C		
780	768	702	758	733 <sup>1</sup>	768	912	709	832	1 002	NC		
63	58	58	59	41 <sup>1</sup>	134	146	147	167	150	All	Ven	
1	1	0 <sup>1</sup>	1	1 <sup>1</sup>	37	41	38	40	25	C		
62	58	58	59	40 <sup>1</sup>	97	105	110	127	125	NC		
392	375	373	382	304 <sup>1</sup>	1 345	1 329	1 164	1 185	1 074	All	Ply	
139	133	156	168	134 <sup>1</sup>	505	433	423	406	380	C		
254	242	217	214	170 <sup>1</sup>	840	897	741	780	693	NC		
11 <sup>1</sup>	16 <sup>1</sup>	14 <sup>1</sup>	13 <sup>1</sup>	18 <sup>1</sup>	568	465	448	465	427	All	Logs	Greece
5 <sup>1</sup>	11 <sup>1</sup>	11 <sup>1</sup>	11 <sup>c</sup>	15 <sup>1</sup>	277	228	223	228	198	C		
5 <sup>c</sup>	5 <sup>1</sup>	4 <sup>1</sup>	2 <sup>1</sup>	3 <sup>1</sup>	291	237	225	237	228	NC		
12 <sup>1</sup>	22 <sup>1</sup>	26 <sup>1</sup>	34 <sup>1</sup>	22 <sup>1</sup>	338	332	309	335	318	All	Sawn	
4 <sup>1</sup>	14 <sup>1</sup>	14 <sup>1</sup>	9 <sup>1</sup>	7 <sup>1</sup>	293	280	266	310	292	C		
7 <sup>1</sup>	8 <sup>1</sup>	12 <sup>c</sup>	25 <sup>c</sup>	15 <sup>c</sup>	45	52	43	25	25	NC		
2 <sup>1</sup>	2 <sup>1</sup>	3 <sup>1</sup>	3 <sup>1</sup>	1 <sup>1</sup>	26	25	24	30	28	All	Ven	
0 <sup>1</sup>	0 <sup>1</sup>	1 <sup>1</sup>	0 <sup>1</sup>	0 <sup>1</sup>	0	0	1	1	1	C		
1 <sup>c</sup>	2 <sup>1</sup>	3 <sup>1</sup>	2 <sup>1</sup>	1 <sup>1</sup>	26	24	24	29	27	NC		
18 <sup>1</sup>	24 <sup>1</sup>	22 <sup>1</sup>	22 <sup>1</sup>	21 <sup>1</sup>	64	57	64	65	48	All	Ply	
0 <sup>1</sup>	0 <sup>1</sup>	1 <sup>1</sup>	0 <sup>1</sup>	2 <sup>1</sup>	3	3	4	5	6	C		
18 <sup>1</sup>	24 <sup>1</sup>	21 <sup>1</sup>	21 <sup>1</sup>	18 <sup>1</sup>	61	54	60	60	42	NC		
547 <sup>1</sup>	625 <sup>c</sup>	728	838 <sup>c</sup>	1 114 <sup>1</sup>	2 823	2 542	1 967	1 878	1 702	All	Logs	Hungary
221 <sup>c</sup>	210 <sup>c</sup>	190	225 <sup>c</sup>	296 <sup>1</sup>	789	748	834	781	747	C		
326 <sup>1</sup>	414 <sup>c</sup>	538	612 <sup>c</sup>	818 <sup>1</sup>	2 034	1 794	1 132	1 098	955	NC		
186 <sup>1</sup>	238 <sup>1</sup>	344 <sup>1</sup>	258 <sup>1</sup>	248 <sup>1</sup>	1 120	1 105	901	1 009	937	All	Sawn	
34 <sup>1</sup>	65 <sup>1</sup>	59 <sup>1</sup>	70 <sup>1</sup>	63 <sup>1</sup>	811	880	857	868	791	C		
152 <sup>1</sup>	174 <sup>1</sup>	285 <sup>1</sup>	188 <sup>1</sup>	185 <sup>1</sup>	309	225	43	141	146	NC		
20 <sup>1</sup>	27 <sup>1</sup>	26 <sup>1</sup>	21 <sup>1</sup>	29 <sup>1</sup>	119	41	43	47	36	All	Ven	
0 <sup>1</sup>	0 <sup>1</sup>	0 <sup>1</sup>	0 <sup>1</sup>	0 <sup>1</sup>	5	4	4					

**Table 1-1-a. Production, Trade and Consumption of All Timber by ITTO Consumers (1000 m<sup>3</sup>)**

Country	Product	Species	Production					Imports				
			2018	2019	2020	2021	2022	2018	2019	2020	2021	2022
Ireland	Logs	All	3 340 <sup>1</sup>	3 689 <sup>1</sup>	3 631 <sup>1</sup>	3 631 <sup>2</sup>	3 631 <sup>2</sup>	296 <sup>1</sup>	293 <sup>1</sup>	258	300	232 <sup>1</sup>
		C	3 325	3 674 <sup>25</sup>	3 616 <sup>25</sup>	3 616 <sup>2</sup>	3 616 <sup>2</sup>	281 <sup>25</sup>	281 <sup>25</sup>	253	294	223 <sup>1</sup>
		NC	15 <sup>1</sup>	15 <sup>1</sup>	15 <sup>1</sup>	15 <sup>1</sup>	15 <sup>1</sup>	15 <sup>1</sup>	12 <sup>1</sup>	5	6	9 <sup>1</sup>
	Sawn	All	1 014	1 014 <sup>25</sup>	1 016 <sup>1</sup>	1 016 <sup>2</sup>	1 016 <sup>2</sup>	354 <sup>1</sup>	605 <sup>1</sup>	421	414	350 <sup>1</sup>
		C	1 012	1 012 <sup>25</sup>	1 012 <sup>25</sup>	1 012 <sup>2</sup>	1 012 <sup>2</sup>	310	567 <sup>1</sup>	395	388	317 <sup>1</sup>
		NC	2	2 <sup>2</sup>	4 <sup>22</sup>	4 <sup>2</sup>	4 <sup>2</sup>	44 <sup>1</sup>	38 <sup>1</sup>	27	26	33 <sup>1</sup>
	Ven	All	0 <sup>25</sup>	0	1 <sup>1</sup>	1 <sup>2</sup>	1 <sup>2</sup>	4 <sup>1</sup>	4 <sup>1</sup>	4	5	9 <sup>1</sup>
		C	0 <sup>25</sup>	0	1 <sup>1</sup>	1 <sup>2</sup>	1 <sup>2</sup>	1 <sup>1</sup>	0 <sup>25</sup>	2	3	4 <sup>1</sup>
		NC	0 <sup>25</sup>	0	0 <sup>1</sup>	0 <sup>2</sup>	0 <sup>2</sup>	3	4 <sup>1</sup>	2	3	5 <sup>1</sup>
	Ply	All	0 <sup>25</sup>	0	1 <sup>1</sup>	1 <sup>2</sup>	1 <sup>2</sup>	57	57 <sup>1</sup>	124 <sup>1</sup>	57	45 <sup>1</sup>
		C	0 <sup>25</sup>	0	1 <sup>1</sup>	1 <sup>2</sup>	1 <sup>2</sup>	1	1	30	11	9 <sup>1</sup>
		NC	0 <sup>25</sup>	0	0 <sup>1</sup>	0 <sup>2</sup>	0 <sup>2</sup>	56	56 <sup>25</sup>	94 <sup>25</sup>	46	36 <sup>1</sup>
Italy	Logs	All	2 420 <sup>1</sup>	7 528	5 002	5 002 <sup>2</sup>	5 002 <sup>2</sup>	2 714 <sup>1</sup>	2 170 <sup>1</sup>	1 796 <sup>1</sup>	2 217 <sup>1</sup>	2 459 <sup>1</sup>
		C	1 320	6 633	4 125	4 125 <sup>2</sup>	4 125 <sup>2</sup>	1 568 <sup>2</sup>	980 <sup>25</sup>	739	891	710 <sup>1</sup>
		NC	1 100 <sup>1</sup>	894	877	877 <sup>2</sup>	877 <sup>2</sup>	1 146 <sup>1</sup>	1 189 <sup>1</sup>	1 057 <sup>1</sup>	1 326 <sup>1</sup>	1 748 <sup>1</sup>
	Sawn	All	1 919	1 074	900	900 <sup>2</sup>	900 <sup>2</sup>	4 834 <sup>1</sup>	6 551 <sup>1</sup>	4 853 <sup>1</sup>	5 206 <sup>2</sup>	6 699 <sup>1</sup>
		C	1 005	474	400	400 <sup>2</sup>	400 <sup>2</sup>	4 166 <sup>2</sup>	5 936 <sup>2</sup>	4 343 <sup>2</sup>	4 583 <sup>2</sup>	5 985 <sup>1</sup>
		NC	915	600	500	500 <sup>2</sup>	500 <sup>2</sup>	668 <sup>1</sup>	615 <sup>1</sup>	511 <sup>1</sup>	623 <sup>2</sup>	714 <sup>1</sup>
	Ven	All	117	107	107	107 <sup>2</sup>	107 <sup>2</sup>	131 <sup>1</sup>	140 <sup>1</sup>	151 <sup>1</sup>	190 <sup>1</sup>	152 <sup>1</sup>
		C	8	10	10	10 <sup>2</sup>	10 <sup>2</sup>	7 <sup>1</sup>	4 <sup>1</sup>	7 <sup>1</sup>	5 <sup>1</sup>	3 <sup>1</sup>
		NC	108	97	97	97 <sup>2</sup>	97 <sup>2</sup>	124 <sup>1</sup>	136 <sup>1</sup>	145 <sup>1</sup>	186 <sup>1</sup>	149 <sup>1</sup>
	Ply	All	129	306 <sup>1</sup>	266 <sup>1</sup>	266 <sup>2</sup>	266 <sup>2</sup>	550 <sup>1</sup>	602	413	530	544 <sup>1</sup>
		C	6	6 <sup>2</sup>	6 <sup>2</sup>	6 <sup>2</sup>	6 <sup>2</sup>	250	228	196	266	287 <sup>1</sup>
		NC	123	300 <sup>1</sup>	260 <sup>1</sup>	260 <sup>2</sup>	260 <sup>2</sup>	300 <sup>1</sup>	373	216	264	257 <sup>1</sup>
Latvia	Logs	All	12 500 <sup>1</sup>	12 267	12 727	13 003	13 561 <sup>1</sup>	1 620 <sup>2</sup>	1 380 <sup>2</sup>	1 699	1 754	2 060 <sup>1</sup>
		C	7 700 <sup>25</sup>	8 080	8 407	8 661	8 661 <sup>2</sup>	1 130 <sup>2</sup>	1 074 <sup>2</sup>	1 203	1 562	1 761 <sup>1</sup>
		NC	4 800 <sup>1</sup>	4 187	4 320	4 342	4 900 <sup>1</sup>	489 <sup>2</sup>	306 <sup>2</sup>	496	192	299 <sup>1</sup>
	Sawn	All	3 775 <sup>25</sup>	3 511	3 899	4 438	4 438 <sup>2</sup>	1 243 <sup>1</sup>	1 146	1 153	1 545	966 <sup>1</sup>
		C	3 100 <sup>25</sup>	2 888	3 311	3 641	3 641 <sup>2</sup>	1 202 <sup>2</sup>	1 105	1 108	1 467	885 <sup>1</sup>
		NC	675 <sup>25</sup>	623	588	797	797 <sup>2</sup>	41 <sup>1</sup>	41	45	78	80 <sup>1</sup>
	Ven	All	8 <sup>1</sup>	8 <sup>2</sup>	45 <sup>1</sup>	45 <sup>1</sup>	45 <sup>1</sup>	114 <sup>1</sup>	132 <sup>1</sup>	148	154	117 <sup>1</sup>
		C	5 <sup>1</sup>	5 <sup>2</sup>	5 <sup>1</sup>	5 <sup>1</sup>	5 <sup>1</sup>	0 <sup>25</sup>	0 <sup>25</sup>	0 <sup>2</sup>	0 <sup>2</sup>	0 <sup>25</sup>
		NC	3 <sup>1</sup>	3 <sup>2</sup>	40	40	40 <sup>2</sup>	114 <sup>1</sup>	132	148	154	117 <sup>1</sup>
	Ply	All	324 <sup>25</sup>	307 <sup>1</sup>	298	310	310 <sup>2</sup>	116 <sup>1</sup>	91	100	98	124 <sup>1</sup>
		C	9 <sup>25</sup>	8	12	5	5 <sup>2</sup>	3 <sup>2</sup>	4	9	8	12 <sup>1</sup>
		NC	315 <sup>25</sup>	299 <sup>25</sup>	287	305	305 <sup>2</sup>	113 <sup>1</sup>	87	91	90	112 <sup>1</sup>
Lithuania	Logs	All	5 153	4 917	4 372	4 729	4 729 <sup>2</sup>	216 <sup>1</sup>	228 <sup>1</sup>	261	276	248 <sup>1</sup>
		C	3 243	3 118	2 899	3 115	3 115 <sup>2</sup>	95 <sup>1</sup>	135 <sup>1</sup>	145	168	151 <sup>1</sup>
		NC	1 910	1 799	1 473	1 614	1 614 <sup>2</sup>	121	93	115	107	97 <sup>1</sup>
	Sawn	All	1 280	1 266	1 038	1 293	1 293 <sup>2</sup>	1 080	1 253 <sup>1</sup>	1 337	1 454	954 <sup>1</sup>
		C	788	779	706	894	894 <sup>2</sup>	915	1 087 <sup>2</sup>	1 181	1 263	784 <sup>1</sup>
		NC	492	487	332	399	399 <sup>2</sup>	165	166	156	191	170 <sup>1</sup>
	Ven	All	74	67	80	84	80 <sup>2</sup>	33	33	34	47	33 <sup>1</sup>
		C	0	0	0	0	0 <sup>2</sup>	11	11	9	11	7 <sup>1</sup>
		NC	74	67	80	84	80 <sup>2</sup>	22	22	25	35	25 <sup>1</sup>
	Ply	All	54 <sup>1</sup>	51 <sup>25</sup>	45	51	45 <sup>2</sup>	82	81	83	104	108 <sup>1</sup>
		C	3 <sup>1</sup>	0 <sup>22</sup>	0	0	45 <sup>2</sup>	5	5	5	7	9 <sup>1</sup>
		NC	51 <sup>22</sup>	51 <sup>22</sup>	45	51	0 <sup>2</sup>	77	76	77	98	99 <sup>1</sup>
Luxembourg	Logs	All	585 <sup>1</sup>	450 <sup>1</sup>	291	217	311 <sup>1</sup>	228 <sup>1</sup>	214 <sup>1</sup>	493 <sup>1</sup>	542 <sup>1</sup>	590 <sup>1</sup>
		C	460 <sup>1</sup>	300 <sup>1</sup>	209	156	250 <sup>1</sup>	155 <sup>25</sup>	169 <sup>25</sup>	292 <sup>25</sup>	313 <sup>25</sup>	414 <sup>25</sup>
		NC	125	150 <sup>1</sup>	82	61	61 <sup>2</sup>	73	45 <sup>25</sup>	201 <sup>25</sup>	228 <sup>25</sup>	176 <sup>25</sup>
	Sawn	All	78 <sup>25</sup>	78 <sup>25</sup>	78 <sup>25</sup>	78 <sup>2</sup>	78 <sup>2</sup>	137 <sup>1</sup>	75 <sup>1</sup>	96 <sup>1</sup>	98 <sup>1</sup>	123 <sup>1</sup>
		C	39 <sup>25</sup>	39 <sup>25</sup>	39 <sup>25</sup>	39 <sup>2</sup>	39 <sup>2</sup>	107 <sup>1</sup>	57 <sup>1</sup>	57 <sup>1</sup>	59 <sup>1</sup>	102 <sup>1</sup>
		NC	39 <sup>25</sup>	39 <sup>25</sup>	39 <sup>25</sup>	39 <sup>2</sup>	39 <sup>2</sup>	30 <sup>1</sup>	18 <sup>1</sup>	39 <sup>1</sup>	40 <sup>1</sup>	21 <sup>1</sup>
	Ven	All	0 <sup>25</sup>	2 <sup>1</sup>	2 <sup>2</sup>	2 <sup>2</sup>	2 <sup>2</sup>	0 <sup>25</sup>	0 <sup>25</sup>	0 <sup>25</sup>	0 <sup>25</sup>	0 <sup>25</sup>
		C	0 <sup>25</sup>	1 <sup>1</sup>	1 <sup>2</sup>	1 <sup>2</sup>	1 <sup>2</sup>	0 <sup>25</sup>	0 <sup>25</sup>	0 <sup>25</sup>	0 <sup>25</sup>	0 <sup>25</sup>
		NC	0 <sup>25</sup>	1 <sup>1</sup>	1 <sup>2</sup>	1 <sup>2</sup>	1 <sup>2</sup>	0 <sup>25</sup>	0 <sup>25</sup>	0 <sup>25</sup>	0 <sup>25</sup>	0 <sup>25</sup>
	Ply	All	2 <sup>1</sup>	2 <sup>2</sup>	2 <sup>2</sup>	2 <sup>2</sup>	2 <sup>2</sup>	22 <sup>1</sup>	24 <sup>1</sup>	22 <sup>1</sup>	23 <sup>1</sup>	18 <sup>1</sup>
		C	0 <sup>25</sup>	0 <sup>2</sup>	0 <sup>2</sup>	0 <sup>2</sup>	0 <sup>2</sup>	4 <sup>25</sup>	5 <sup>2</sup>	4 <sup>25</sup>	3 <sup>2</sup>	5 <sup>1</sup>
		NC	2 <sup>2</sup>	2 <sup>2</sup>	2 <sup>2</sup>	2 <sup>2</sup>	2 <sup>2</sup>	19 <sup>25</sup>	19 <sup>25</sup>	18 <sup>25</sup>	20 <sup>25</sup>	13 <sup>25</sup>
Malta	Logs	All	0	0	0	0 <sup>2</sup>	0 <sup>2</sup>	0 <sup>25</sup>	2 <sup>1</sup>	6 <sup>1</sup>	5 <sup>1</sup>	4 <sup>1</sup>
		C	0	0	0	0 <sup>2</sup>	0 <sup>2</sup>	0 <sup>25</sup>	1 <sup>25</sup>	6 <sup>25</sup>	1 <sup>25</sup>	0 <sup>25</sup>
		NC	0	0	0	0 <sup>2</sup>	0 <sup>2</sup>	0 <sup>25</sup>	0 <sup>25</sup>	0 <sup>25</sup>	5 <sup>25</sup>	4 <sup>25</sup>
	Sawn	All	0	0	0	0 <sup>2</sup>	0 <sup>2</sup>	20 <sup>1</sup>	24 <sup>1</sup>	18 <sup>1</sup>	18 <sup>1</sup>	14 <sup>1</sup>
		C	0	0	0	0 <sup>2</sup>	0 <sup>2</sup>	14 <sup>25</sup>	18 <sup>25</sup>	13 <sup>25</sup>	12 <sup>25</sup>	9 <sup>25</sup>
		NC	0	0	0	0 <sup>2</sup>	0 <sup>2</sup>	6	6 <sup>25</sup>	4 <sup>25</sup>	6 <sup>25</sup>	5 <sup>25</sup>
	Ven	All	0	0	0	0 <sup>2</sup>	0 <sup>2</sup>	0 <sup>25</sup>	0 <sup>25</sup>	0 <sup>25</sup>	0 <sup>25</sup>	0 <sup>25</sup>
		C	0	0	0	0 <sup>2</sup>	0 <sup>2</sup>	0 <sup>25</sup>	0 <sup>25</sup>	0 <sup>25</sup>	0 <sup>25</sup>	0 <sup>25</sup>
		NC	0	0	0	0 <sup>2</sup>	0 <sup>2</sup>	0 <sup>25</sup>	0 <sup>25</sup>	0 <sup>25</sup>	0 <sup>25</sup>	0 <sup>25</sup>
	Ply	All	0	0	0	0 <sup>2</sup>	0 <sup>2</sup>	12 <sup>1</sup>	11 <sup>1</sup>	10 <sup>1</sup>	8 <sup>1</sup>	7 <sup>1</sup>
		C	0	0	0	0 <sup>2</sup>	0 <sup>2</sup>	3	3	3	0 <sup>25</sup>	1 <sup>25</sup>
		NC	0	0	0	0 <sup>2</sup>	0 <sup>2</sup>	9 <sup>25</sup>	8 <sup>25</sup>	7 <sup>25</sup>	8 <sup>25</sup>	6 <sup>25</sup>
Netherlands	Logs	All	766	742	662	648	648 <sup>2</sup>	261	283	311	289	502 <sup>1</sup>
		C	468	482	446	452	452 <sup>2</sup>	146	163	192	202	268 <sup>1</sup>
		NC	298	260	216	196	196 <sup>2</sup>	115	120	119	87	234 <sup>1</sup>
	Sawn	All	140	141	143	148	148 <sup>2</sup>	4 431 <sup>1</sup>	4 352 <sup>1</sup>	3 707 <sup>1</sup>	4 213 <sup>1</sup>	4 078 <sup>1</sup>
		C	82	90	95	110	110 <sup>2</sup>	3 818 <sup>1</sup>	3 842 <sup>1</sup>	3 132	3 408	3 272 <sup>1</sup>
		NC	58	51	48	38	38 <sup>2</sup>	613 <sup>25</sup>	511 <sup>25</sup>	575 <sup>25</sup>	805 <sup>25</sup>	805 <sup>2</sup>
	Ven	All	0	0	0	0	0 <sup>2</sup>	39 <sup>1</sup>	40 <sup>1</sup>	47 <sup>1</sup>	66 <sup>1</sup>	28 <sup>1</sup>
		C	0	0	0	0	0 <sup>2</sup>	21 <sup>1</sup>	18	20 <sup>1</sup>	20 <sup>1</sup>	11 <sup>1</sup>
		NC	0	0	0	0	0 <sup>2</sup>	18	22 <sup>1</sup>	27 <sup>1</sup>	45 <sup>1</sup>	18 <sup>1</sup>
	Ply	All	0	0	0	0	0 <sup>2</sup>	640	762 <sup>1</sup>	721 <sup>1</sup>	1 037 <sup>1</sup>	636 <sup>1</sup>
		C	0	0	0	0	0 <sup>2</sup>	335	298	303	326	275 <sup>1</sup>
		NC	0	0	0	0	0 <sup>2</sup>	305	464 <sup>1</sup>	418 <sup>1</sup>	712 <sup>1</sup>	361 <sup>1</sup>
Poland	Logs	All	41 353	38 199	35 859	38 498	39 800	1 100 <sup>1</sup>	1 607	2 953	2 266	2 400
		C	33 206	30 574	28 609	31 000	32 000	499	947	2 434	1 909	2 000
		NC	8 147	7 625	7 250	7 498	7 800	601 <sup>2</sup>	660	519		



Exports					Domestic Consumption					Species	Product	Country	
2018	2019	2020	2021	2022	2018	2019	2020	2021	2022				
536 <sup>1</sup>	474 <sup>1</sup>	378 <sup>1</sup>	561 <sup>1</sup>	635 <sup>1</sup>	3 100	3 508	3 511	3 371	3 228	All	Logs	Ireland	
524 <sup>CRU</sup>	471 <sup>CRU</sup>	375	550	620 <sup>CI</sup>	3 082	3 484	3 494	3 360	3 219	C			
12 <sup>C</sup>	3 <sup>C</sup>	3 <sup>C</sup>	11 <sup>CRU</sup>	16 <sup>CRU</sup>	18	24	17	11	8	NC			
727 <sup>1</sup>	588 <sup>1</sup>	689 <sup>1</sup>	641 <sup>1</sup>	634 <sup>1</sup>	640	1 031	748	789	732	All	Sawn		
724 <sup>C</sup>	585 <sup>C</sup>	685	640	633 <sup>CI</sup>	598	994	721	760	696	C			
4 <sup>CI</sup>	3 <sup>CI</sup>	4 <sup>CI</sup>	1 <sup>CI</sup>	0 <sup>CRU</sup>	42	37	27	29	36	NC			
1 <sup>1</sup>	1 <sup>1</sup>	2 <sup>1</sup>	1 <sup>1</sup>	0 <sup>RI</sup>	3	4	3	5	10	All	Ven		
0 <sup>CRU</sup>	0 <sup>CRU</sup>	1 <sup>CRU</sup>	0 <sup>CRU</sup>	0 <sup>CRU</sup>	1	0	2	3	5	C			
1 <sup>CRU</sup>	1 <sup>CI</sup>	1 <sup>CRU</sup>	1 <sup>CRU</sup>	0 <sup>CRU</sup>	2	3	1	2	5	NC			
0 <sup>RI</sup>	1 <sup>1</sup>	1 <sup>1</sup>	2 <sup>1</sup>	2 <sup>1</sup>	56	56	124	56	45	All	Ply		
0 <sup>CRU</sup>	0 <sup>CRU</sup>	1 <sup>CRU</sup>	1 <sup>CRU</sup>	1 <sup>CRU</sup>	1	1	30	10	9	C			
0 <sup>CRU</sup>	1 <sup>CI</sup>	0 <sup>R</sup>	0 <sup>R</sup>	0 <sup>CRU</sup>	56	55	94	46	36	NC			
107 <sup>1</sup>	594 <sup>1</sup>	439	197	199 <sup>1</sup>	5 027	9 103	6 359	7 022	7 262	All	Logs		Italy
70 <sup>C</sup>	517 <sup>CI</sup>	340	174	175 <sup>CI</sup>	2 818	7 096	4 523	4 842	4 660	C			
36 <sup>CI</sup>	77 <sup>CI</sup>	99	22	23 <sup>CI</sup>	2 209	2 007	1 836	2 181	2 602	NC			
480 <sup>C</sup>	624 <sup>1</sup>	548 <sup>1</sup>	635 <sup>1</sup>	412 <sup>1</sup>	6 274	7 002	5 206	5 471	7 187	All	Sawn		
266 <sup>C</sup>	394 <sup>C</sup>	361 <sup>C</sup>	402 <sup>C</sup>	215 <sup>CI</sup>	4 905	6 016	4 382	4 581	6 170	C			
214 <sup>C</sup>	230	186	232	197 <sup>CI</sup>	1 368	985	824	890	1 017	NC			
32 <sup>1</sup>	39 <sup>1</sup>	29 <sup>1</sup>	31 <sup>1</sup>	26 <sup>1</sup>	215	209	230	266	233	All	Ven		
1 <sup>CI</sup>	3 <sup>CRU</sup>	1	1	1 <sup>CI</sup>	14	12	17	14	13	C			
31 <sup>CI</sup>	36 <sup>CI</sup>	28 <sup>CI</sup>	31 <sup>CI</sup>	26 <sup>CI</sup>	201	197	213	252	220	NC			
270 <sup>1</sup>	271 <sup>1</sup>	241 <sup>1</sup>	268 <sup>1</sup>	258 <sup>1</sup>	409	636	437	527	552	All	Ply		
41	34 <sup>CI</sup>	17 <sup>C</sup>	19 <sup>C</sup>	99 <sup>CI</sup>	215	200	185	253	193	C			
229 <sup>CI</sup>	236 <sup>CI</sup>	224 <sup>CI</sup>	249 <sup>CI</sup>	158 <sup>CI</sup>	195	437	252	274	359	NC			
4 279 <sup>1</sup>	3 569 <sup>C</sup>	2 930	3 065	3 670 <sup>1</sup>	9 841	10 078	11 495	11 692	11 952	All	Logs	Latvia	
1 280 <sup>CI</sup>	1 099 <sup>C</sup>	920	1 072	1 039 <sup>CI</sup>	7 550	8 054	8 690	9 151	9 383	C			
2 998 <sup>C</sup>	2 470 <sup>C</sup>	2 011	1 993	2 631 <sup>CI</sup>	2 291	2 024	2 805	2 541	2 568	NC			
3 407 <sup>1</sup>	3 432 <sup>C</sup>	3 499	3 792	3 725 <sup>1</sup>	1 611	1 225	1 554	2 191	1 679	All	Sawn		
2 911 <sup>C</sup>	2 990 <sup>C</sup>	3 037	3 152	3 105 <sup>CI</sup>	1 391	1 003	1 382	1 956	1 421	C			
495 <sup>CI</sup>	442 <sup>C</sup>	462	640	619 <sup>CI</sup>	221	222	172	235	258	NC			
4 <sup>1</sup>	4 <sup>1</sup>	25 <sup>1</sup>	38 <sup>1</sup>	56 <sup>1</sup>	118	136	168	161	106	All	Ven		
1 <sup>CRU</sup>	1 <sup>CRU</sup>	3 <sup>CRU</sup>	4 <sup>CRU</sup>	2 <sup>CRU</sup>	4	5	2	1	3	C			
3 <sup>CI</sup>	3 <sup>CI</sup>	22 <sup>CI</sup>	33 <sup>CI</sup>	54 <sup>CI</sup>	114	132	165	161	103	NC			
385 <sup>1</sup>	332 <sup>1</sup>	357	340	355 <sup>1</sup>	54	66	41	68	80	All	Ply		
0 <sup>CRU</sup>	0 <sup>CRU</sup>	12	12	14 <sup>CI</sup>	11	12	9	1	3	C			
385 <sup>CI</sup>	332 <sup>CI</sup>	346	328	340 <sup>CI</sup>	42	54	32	67	77	NC			
2 028	1 890 <sup>1</sup>	1 774	1 517	1 395 <sup>C</sup>	3 341	3 255	2 859	3 488	3 581	All	Logs		Lithuania
1 502	1 399 <sup>C</sup>	1 224	1 122	855 <sup>C</sup>	1 836	1 854	1 820	2 161	2 411	C			
526	491	549	395	541 <sup>C</sup>	1 505	1 401	1 039	1 327	1 170	NC			
1 015	1 085 <sup>1</sup>	1 212	1 244	1 142 <sup>1</sup>	1 345	1 434	1 163	1 503	1 105	All	Sawn		
742	832 <sup>CI</sup>	997	940	840 <sup>CI</sup>	962	1 033	890	1 217	838	C			
273	252 <sup>CI</sup>	215	304	302 <sup>CI</sup>	384	401	273	286	267	NC			
93 <sup>1</sup>	84 <sup>1</sup>	83	88	99 <sup>1</sup>	14	15	32	43	14	All	Ven		
0 <sup>R</sup>	0 <sup>CRU</sup>	0 <sup>R</sup>	0 <sup>R</sup>	0 <sup>CRU</sup>	11	10	9	11	7	C			
92 <sup>CI</sup>	84 <sup>CI</sup>	83	88	98 <sup>CI</sup>	3	5	22	31	7	NC			
13 <sup>1</sup>	9	10	14	23 <sup>1</sup>	123	123	117	142	129	All	Ply		
4 <sup>CI</sup>	4	3	2	2 <sup>CI</sup>	4	2	2	5	52	C			
9 <sup>CI</sup>	6	7	12	21 <sup>CI</sup>	119	122	115	137	78	NC			
581 <sup>1</sup>	454 <sup>1</sup>	364 <sup>1</sup>	344 <sup>1</sup>	611 <sup>1</sup>	233	210	419	415	290	All	Logs	Luxembourg	
532 <sup>CRU</sup>	375 <sup>CRU</sup>	296 <sup>C</sup>	281 <sup>C</sup>	548 <sup>CI</sup>	83	94	205	188	117	C			
49 <sup>PS</sup>	79 <sup>CRU</sup>	68 <sup>CRU</sup>	63 <sup>CRU</sup>	64 <sup>CRU</sup>	150	116	214	226	174	NC			
34 <sup>1</sup>	35 <sup>1</sup>	34 <sup>1</sup>	30 <sup>1</sup>	41 <sup>1</sup>	182	119	140	147	160	All	Sawn		
22 <sup>CI</sup>	25 <sup>CI</sup>	26 <sup>C</sup>	26 <sup>CI</sup>	39 <sup>CI</sup>	124	72	70	71	102	C			
12 <sup>CRU</sup>	10 <sup>CRU</sup>	8 <sup>CRU</sup>	3 <sup>CRU</sup>	2 <sup>CRU</sup>	58	47	70	76	58	NC			
0 <sup>RI</sup>	0 <sup>RI</sup>	2 <sup>1</sup>	0 <sup>RI</sup>	0 <sup>RI</sup>	0	2	1	2	2	All	Ven		
0 <sup>CRU</sup>	0 <sup>CRU</sup>	1 <sup>CRU</sup>	0 <sup>CRU</sup>	0 <sup>CRU</sup>	0	1	0	1	1	C			
0 <sup>CRU</sup>	0 <sup>CRU</sup>	1 <sup>CRU</sup>	0 <sup>CRU</sup>	0 <sup>CRU</sup>	0	1	0	1	1	NC			
2 <sup>1</sup>	1 <sup>1</sup>	3 <sup>1</sup>	5 <sup>1</sup>	1 <sup>1</sup>	23	25	21	20	19	All	Ply		
0 <sup>CRU</sup>	0 <sup>CRU</sup>	0 <sup>CRU</sup>	0 <sup>CRU</sup>	0 <sup>CRU</sup>	4	5	4	3	4	C			
2 <sup>CRU</sup>	1 <sup>CRU</sup>	3 <sup>CI</sup>	4 <sup>CRU</sup>	1 <sup>CI</sup>	19	20	17	17	14	NC			
0 <sup>RI</sup>	0 <sup>RI</sup>	0 <sup>RI</sup>	0 <sup>RI</sup>	0 <sup>C</sup>	0	1	6	5	4	All	Logs		Malta
0 <sup>CRU</sup>	0 <sup>CRU</sup>	0 <sup>CRU</sup>	0 <sup>CRU</sup>	0 <sup>C</sup>	0	1	6	1	0	C			
0 <sup>CRU</sup>	0 <sup>CRU</sup>	0 <sup>CRU</sup>	0 <sup>CRU</sup>	0 <sup>C</sup>	0	0	0	5	4	NC			
0 <sup>RI</sup>	1 <sup>1</sup>	0 <sup>RI</sup>	4 <sup>1</sup>	1 <sup>1</sup>	20	24	17	14	13	All	Sawn		
0 <sup>CRU</sup>	0 <sup>CRU</sup>	0 <sup>CRU</sup>	3 <sup>CRU</sup>	0 <sup>CRU</sup>	14	18	13	9	9	C			
0 <sup>CRU</sup>	0 <sup>CRU</sup>	0 <sup>CRU</sup>	1 <sup>CRU</sup>	0 <sup>CRU</sup>	6	6	4	5	4	NC			
0	0 <sup>RI</sup>	0 <sup>RI</sup>	0 <sup>RI</sup>	0 <sup>RI</sup>	0	0	0	0	0	All	Ven		
0	0 <sup>CRU</sup>	0	0 <sup>CRU</sup>	0 <sup>CRU</sup>	0	0	0	0	0	C			
0	0 <sup>CRU</sup>	0 <sup>CRU</sup>	0 <sup>CRU</sup>	0 <sup>CRU</sup>	0	0	0	0	0	NC			
0 <sup>RI</sup>	0 <sup>RI</sup>	0 <sup>RI</sup>	0 <sup>RI</sup>	0 <sup>RI</sup>	12	11	10	8	7	All	Ply		
0 <sup>CRU</sup>	0 <sup>CRU</sup>	0 <sup>CRU</sup>	0 <sup>CRU</sup>	0 <sup>C</sup>	3	3	3	0	1	C			
0 <sup>CRU</sup>	0 <sup>CRU</sup>	0 <sup>CRU</sup>	0 <sup>CRU</sup>	0 <sup>CRU</sup>	9	8	7	8	6	NC			
516 <sup>1</sup>	498	448	417	417 <sup>X</sup>	511	527	525	520	734	All	Logs	Netherlands	
302 <sup>PS</sup>	295	280	266	266 <sup>X</sup>	312	350	358	387	454	C			
214	203	168	150	150 <sup>X</sup>	199	177	167	133	280	NC			
689	767	680	554	677 <sup>1</sup>	3 883	3 726	3 171	3 807	3 548	All	Sawn		
610	691	596	481	481 <sup>X</sup>	3 291	3 241	2 631	3 036	2 901	C			
78	77	83	72	196 <sup>CI</sup>	592	485	540	771	647	NC			
10 <sup>1</sup>	17 <sup>1</sup>	12 <sup>1</sup>	27 <sup>1</sup>	8 <sup>1</sup>	29	23	35	38	20	All	Ven		
1 <sup>CI</sup>	0 <sup>CRU</sup>	1 <sup>CI</sup>	2 <sup>CI</sup>	3 <sup>CI</sup>	19	17	20	19	8	C			
9	17 <sup>CI</sup>	11	26 <sup>CI</sup>	5 <sup>CI</sup>	9	5	16	20	13	NC			
102	84	89	95	118 <sup>1</sup>	538	678	632	943	518	All	Ply		
10	14	18	21	33 <sup>CI</sup>	326	284	285	305	242	C			
92	70	71	74	86 <sup>CI</sup>	213	394	346	637	275	NC			
5 328	4 397	4 373	4 871	5 164 <sup>1</sup>	37 125	35 409	34 439	35 893	37 036	All	Logs		Poland
4 702	3 943	3 811	3 978	4 244 <sup>CI</sup>	29 002	27 578	27 232	28 931	29 756	C			
626	454	562	892	920	8 122	7 832	7 207	6 963	7 280	NC			
1 006	1 035	1 178	1 353	1 450	5 276	5 568	4 975	4 859	5 040	All	Sawn		
822	845	958	1 041	1 100	4 562	4 918	4 460	4 401	4 550	C			
184	190	221	312	350	714	650	515	458	490	NC			
12	14 <sup>1</sup>	15	19	19	121	110	98	113	115	All	Ven		
1	1 <sup>CI</sup>	2	1	1	33	23	20	22	23	C			
11	13	13	17	18	88	87	78	91	93	NC			
336	286	309	350	370	633	602	590	605	613	All	Ply		
139	136	159	168	175	146	163	110	118	118	C			
197	150	150	181	195	487	439	479						

**Table 1-1-a. Production, Trade and Consumption of All Timber by ITTO Consumers (1000 m<sup>3</sup>)**

Country	Product	Species	Production					Imports				
			2018	2019	2020	2021	2022	2018	2019	2020	2021	2022
Portugal	Logs	All	12 767	12 256	11 032	11 883	12 400	2 010	2 051 <sup>1</sup>	2 538	2 633 <sup>1</sup>	3 788 <sup>1</sup>
		C	3 949	4 193	2 717	3 098	3 500	224	220	456	280 <sup>c</sup>	489 <sup>c</sup>
		NC	8 818	8 063	8 315	8 785	8 900	1 786	1 831 <sup>c</sup>	2 082	2 354	3 298 <sup>c</sup>
	Sawn	All	1 086	1 034	992	1 002	1 000	204 <sup>1</sup>	210 <sup>1</sup>	232 <sup>1</sup>	203 <sup>1</sup>	202 <sup>1</sup>
		C	954	883	844	817	820	118	119	134	121	118 <sup>c</sup>
		NC	132	151	148	185	180	86 <sup>c</sup>	91 <sup>c</sup>	98 <sup>c</sup>	82 <sup>c</sup>	84 <sup>c</sup>
	Ven	All	94	45	25	26 <sup>1</sup>	25 <sup>x</sup>	25	21	18 <sup>1</sup>	19 <sup>1</sup>	17 <sup>1</sup>
		C	15	18	20	21	20 <sup>x</sup>	1	1	1	1	1
		NC	78	27	5	5 <sup>1</sup>	5 <sup>x</sup>	23	20	16 <sup>c</sup>	18 <sup>c</sup>	16 <sup>c</sup>
	Ply	All	47 <sup>x</sup>	77	91	126	125	94	92 <sup>1</sup>	103 <sup>1</sup>	184 <sup>1</sup>	83 <sup>1</sup>
		C	25 <sup>x</sup>	10	25	31	35	17	22	5 <sup>cm</sup>	20 <sup>c</sup>	27 <sup>c</sup>
		NC	22 <sup>x</sup>	67	66	95	90	76	70 <sup>cm</sup>	98 <sup>c</sup>	164 <sup>c</sup>	56 <sup>c</sup>
Romania	Logs	All	12 468 <sup>1</sup>	12 726 <sup>1</sup>	12 867 <sup>1</sup>	12 247	12 247 <sup>x</sup>	1 265	1 139 <sup>1</sup>	1 727 <sup>1</sup>	2 108 <sup>1</sup>	1 629 <sup>1</sup>
		C	6 900 <sup>1</sup>	6 900 <sup>x</sup>	7 300 <sup>1</sup>	6 160	6 160 <sup>x</sup>	1 151	1 058	1 683 <sup>c</sup>	2 058 <sup>c</sup>	1 551 <sup>c</sup>
		NC	5 568	5 826	5 567	6 087	6 087 <sup>x</sup>	113	81 <sup>c</sup>	43	50	77 <sup>c</sup>
	Sawn	All	5 143	5 188	5 453	4 160	4 160 <sup>x</sup>	547	448 <sup>1</sup>	417	321	392 <sup>1</sup>
		C	4 067	3 999	4 580	3 546	3 546 <sup>x</sup>	474	377 <sup>c</sup>	367	253	311 <sup>c</sup>
		NC	1 076	1 188	872	614	614 <sup>x</sup>	74	71 <sup>c</sup>	50	68	81 <sup>c</sup>
	Ven	All	121	122	119	109	109 <sup>x</sup>	35	33	28	32	24 <sup>1</sup>
		C	33	33	42	41	41 <sup>x</sup>	5	5	4	5	3 <sup>c</sup>
		NC	88	89	77	68	68 <sup>x</sup>	30	28	23	28	21 <sup>c</sup>
	Ply	All	269	300 <sup>1</sup>	239	258	258 <sup>x</sup>	107	118 <sup>1</sup>	122	127	120 <sup>1</sup>
		C	118	149	104	158	158 <sup>x</sup>	4	6 <sup>c</sup>	29	30	38 <sup>c</sup>
		NC	151	151 <sup>x</sup>	134	100	100 <sup>x</sup>	103	112 <sup>c</sup>	92	97	82 <sup>c</sup>
Slovakia	Logs	All	9 079	8 357	6 924	7 170	7 170 <sup>x</sup>	1 212	1 765 <sup>1</sup>	1 873 <sup>1</sup>	2 351 <sup>1</sup>	2 574 <sup>1</sup>
		C	5 527	5 028	3 776	3 678	3 678 <sup>x</sup>	457	900 <sup>c</sup>	1 422 <sup>c</sup>	1 698 <sup>c</sup>	1 724 <sup>c</sup>
		NC	3 552	3 330	3 148	3 492	3 492 <sup>x</sup>	754	864	450	653	850 <sup>c</sup>
	Sawn	All	1 730	1 653	1 522	1 652	1 652 <sup>x</sup>	330	512 <sup>1</sup>	517	376	592 <sup>1</sup>
		C	1 300	1 263	1 182	1 302	1 302 <sup>x</sup>	303	380 <sup>c</sup>	352	324	521 <sup>c</sup>
		NC	430	390	340	350	350 <sup>x</sup>	27	132	165	52	71 <sup>c</sup>
	Ven	All	18	18	21	29	29 <sup>x</sup>	22	19 <sup>1</sup>	19	21	25 <sup>1</sup>
		C	4	4	5	4	4 <sup>x</sup>	3	3 <sup>c</sup>	1	2	2 <sup>c</sup>
		NC	15	14	16	25	25 <sup>x</sup>	19	16	17	19	23 <sup>c</sup>
	Ply	All	472	453	417	307	307 <sup>x</sup>	75	71	67	65	50 <sup>1</sup>
		C	462	445	413	307	307 <sup>x</sup>	34	31	19	16	12 <sup>c</sup>
		NC	10	8	4	0	0 <sup>x</sup>	41	40	48	49	38 <sup>c</sup>
Slovenia	Logs	All	3 921	3 413	2 817	2 656	2 656 <sup>x</sup>	365 <sup>1</sup>	457	720	712	745 <sup>1</sup>
		C	3 246	2 537	1 984	1 794	1 794 <sup>x</sup>	238	342	598	551	572 <sup>c</sup>
		NC	675	876	833	863	863 <sup>x</sup>	126 <sup>c</sup>	115	121	160	173 <sup>c</sup>
	Sawn	All	810	952	1 002	1 029	1 029 <sup>x</sup>	842	851	755	739	676 <sup>1</sup>
		C	690	825	877	904	904 <sup>x</sup>	709	745	657	641	587 <sup>c</sup>
		NC	120	127	125	125	125 <sup>x</sup>	133	106	98	99	89 <sup>c</sup>
	Ven	All	17	18	19	23	23 <sup>x</sup>	12	14	12	14	11 <sup>1</sup>
		C	2	2	3	3	3 <sup>x</sup>	0 <sup>x</sup>	0 <sup>x</sup>	0 <sup>x</sup>	0 <sup>x</sup>	0 <sup>cm</sup>
		NC	15	16	16	20	20 <sup>x</sup>	12	13	12	14	10 <sup>c</sup>
	Ply	All	89	103	95	102	102 <sup>x</sup>	47	47	45	57	53 <sup>1</sup>
		C	89	103	95	102	102 <sup>x</sup>	11	12	9	12	9 <sup>c</sup>
		NC	0	0	0	0	0 <sup>x</sup>	36	35	36	45	44 <sup>c</sup>
Spain	Logs	All	15 457	15 405	13 881	13 786	13 786 <sup>x</sup>	638	667	764	892	992 <sup>1</sup>
		C	8 032	8 096	6 836	7 015	7 015 <sup>x</sup>	413	352	318	412	450 <sup>c</sup>
		NC	7 425	7 309	7 045	6 771	6 771 <sup>x</sup>	225	314	447	480	542 <sup>c</sup>
	Sawn	All	2 763	2 976	2 300	2 214	2 214 <sup>x</sup>	1 310	1 130	984	1 182	1 293 <sup>1</sup>
		C	2 379	2 540	1 813	1 818	1 818 <sup>x</sup>	1 138	948	829	1 013	1 107 <sup>c</sup>
		NC	384	436	487	396	396 <sup>x</sup>	172	182	155	169	187 <sup>c</sup>
	Ven	All	116	91	69	62	62 <sup>x</sup>	157	143	128	140	110 <sup>1</sup>
		C	78	64	49	41	41 <sup>x</sup>	9	9	9	19	18 <sup>c</sup>
		NC	38	27	20	21	21 <sup>x</sup>	148	134	119	121	92 <sup>c</sup>
	Ply	All	509	565	508	578	578 <sup>x</sup>	156	184	150	183	133 <sup>1</sup>
		C	30	52	49	59	59 <sup>x</sup>	87	110	88	99	57 <sup>c</sup>
		NC	479	513	458	520	520 <sup>x</sup>	70	74	62	84	76 <sup>c</sup>
Sweden	Logs	All	69 295 <sup>1</sup>	70 012	69 000	69 000	69 000 <sup>x</sup>	9 478	8 804	7 240	6 343	8 913 <sup>1</sup>
		C	62 750	63 318	62 550	62 550	62 550 <sup>x</sup>	6 612	5 939	4 658	4 004	5 509 <sup>c</sup>
		NC	6 545 <sup>ns</sup>	6 694	6 450	6 450	6 450 <sup>x</sup>	2 865	2 865	2 582	2 339	3 403 <sup>c</sup>
	Sawn	All	18 373	18 730	18 500	19 100	19 100 <sup>x</sup>	510	508 <sup>1</sup>	647	564	573 <sup>1</sup>
		C	18 273	18 630	18 400	19 000	19 000 <sup>x</sup>	463	469	599	514	533 <sup>c</sup>
		NC	100	100	100	100	100 <sup>x</sup>	46	39 <sup>c</sup>	49	50	39 <sup>c</sup>
	Ven	All	35 <sup>ns</sup>	54 <sup>x</sup>	64 <sup>1</sup>	54 <sup>1</sup>	54 <sup>x</sup>	13	11 <sup>1</sup>	13	17	13 <sup>1</sup>
		C	31 <sup>1</sup>	50 <sup>x</sup>	60 <sup>1</sup>	50 <sup>1</sup>	50 <sup>x</sup>	3	3 <sup>c</sup>	5	9	6 <sup>c</sup>
		NC	4 <sup>1</sup>	4 <sup>x</sup>	4 <sup>x</sup>	4 <sup>x</sup>	4 <sup>x</sup>	10	7	7	8	8 <sup>c</sup>
	Ply	All	85 <sup>ns</sup>	85 <sup>ns</sup>	85 <sup>x</sup>	85 <sup>x</sup>	85 <sup>x</sup>	222	262 <sup>1</sup>	235	206	213 <sup>1</sup>
		C	85 <sup>ns</sup>	85 <sup>ns</sup>	85 <sup>x</sup>	85 <sup>x</sup>	85 <sup>x</sup>	88	136	142	109	124 <sup>c</sup>
		NC	0 <sup>ns</sup>	0 <sup>ns</sup>	0 <sup>x</sup>	0 <sup>x</sup>	0 <sup>x</sup>	134	126 <sup>c</sup>	93	97	89 <sup>c</sup>
U.K.	Logs	All	8 672	8 305				1 124 <sup>1</sup>	1 213 <sup>1</sup>			
		C	8 554	8 157				1 044 <sup>c</sup>	1 071 <sup>c</sup>			
		NC	118	148				80	143			
	Sawn	All	3 659	3 455				7 609 <sup>1</sup>	8 516 <sup>1</sup>			
		C	3 618	3 408				7 022 <sup>c</sup>	7 913 <sup>c</sup>			
		NC	41	46				587	603			
	Ven	All	0	0				30	19 <sup>1</sup>			
		C	0	0				2	3 <sup>cm</sup>			
		NC	0	0				28	16 <sup>c</sup>			
	Ply	All	0	0				1 609 <sup>1</sup>	1 453			
		C	0	0				547 <sup>c</sup>	509			
		NC	0	0				1 061	944			
Europe Non-EU	Logs	All	14 210	14 090	21 230	23 311	23 311	621	552	1 354	1 106	1 383
		C	13 450	13 336	20 355	22 454	22 454	555	489	1 204	990	1 280
		NC	760	754	874	857	857	66	63	150	116	104
	Sawn	All	3 857	3 864	7 278	7 783	7 783	1 426	1 436	9 409	9 765	7 313
		C	3 776	3 779	7 141	7 654	7 654	1 341	1 352	8 788	9 140	6 569
		NC	82	85	137	129	129	85	84	621	624	744
	Ven	All	1	0	0	0	1	11	10	37	24	16
		C	1	0	0	0	1	1	1	3	4	2
		NC	0	0	0	0	0	10	9	33	19	14
	Ply	All	9	8	7	7	7	357	359	1 728	2 015	1 492
		C	1	0	0	0	0	241	241	702	797	590
		NC	8	8	7	7	7	116	118	1 025	1 218	901

Exports					Domestic Consumption					Species	Product	Country	
2018	2019	2020	2021	2022	2018	2019	2020	2021	2022				
519 <sup>1</sup>	429 <sup>c</sup>	262	276	302 <sup>1</sup>	14 257	13 878	13 309	14 241	15 885	All	Logs	Portugal	
67 <sup>ca</sup>	76 <sup>c</sup>	54	54	48 <sup>ca</sup>	4 105	4 337	3 120	3 324	3 941	C			
452	353 <sup>c</sup>	208	222	254 <sup>ca</sup>	10 152	9 541	10 188	10 916	11 945	NC			
331 <sup>1</sup>	364	256	465	462 <sup>1</sup>	959	880	968	740	740	All	Sawn		
311	324	235	306	303 <sup>ca</sup>	761	678	743	632	635	C			
20 <sup>ca</sup>	40	21	159	159	198	202	226	107	104	NC			
32 <sup>1</sup>	29 <sup>1</sup>	32 <sup>1</sup>	36 <sup>1</sup>	28 <sup>1</sup>	86	38	10	9	14	All	Ven		
17	18	20	21	12 <sup>ca</sup>	0	1	1	1	9	C			
15 <sup>ca</sup>	11 <sup>ca</sup>	12 <sup>ca</sup>	15 <sup>ca</sup>	16 <sup>ca</sup>	86	37	9	8	5	NC			
10 <sup>1</sup>	18 <sup>1</sup>	19 <sup>1</sup>	27 <sup>1</sup>	25 <sup>1</sup>	130	151	175	283	183	All	Ply		
2 <sup>ca</sup>	6 <sup>ca</sup>	3 <sup>c</sup>	6 <sup>ca</sup>	4 <sup>ca</sup>	40	25	26	44	58	C			
8 <sup>ca</sup>	12 <sup>ca</sup>	16	21	21	90	126	148	239	125	NC			
91	123 <sup>1</sup>	119 <sup>1</sup>	32	93 <sup>1</sup>	13 642	13 742	14 475	14 323	13 783	All	Logs		Romania
8	11 <sup>ca</sup>	21 <sup>c</sup>	9	25 <sup>ca</sup>	8 043	7 947	8 962	8 210	7 686	C			
83	112 <sup>ca</sup>	98	23	68 <sup>ca</sup>	5 598	5 795	5 513	6 114	6 097	NC			
1 789	1 727 <sup>1</sup>	1 931	2 106	1 684 <sup>1</sup>	3 902	3 909	3 939	2 375	2 868	All	Sawn		
1 225	1 193 <sup>ca</sup>	1 429	1 572	1 153 <sup>ca</sup>	3 316	3 184	3 518	2 227	2 704	C			
564	534	502	534	532 <sup>ca</sup>	587	725	421	148	164	NC			
82	74	59	67	56 <sup>1</sup>	74	81	87	74	76	All	Ven		
11	9	9	8	5 <sup>ca</sup>	27	29	37	37	39	C			
71	65	50	59	52 <sup>ca</sup>	46	52	51	37	37	NC			
124 <sup>1</sup>	119 <sup>1</sup>	144	167	119 <sup>1</sup>	252	299	216	217	259	All	Ply		
0 <sup>ca</sup>	0 <sup>ca</sup>	35	39	12 <sup>ca</sup>	122	155	98	149	184	C			
124	119	109	128	106 <sup>ca</sup>	130	144	118	69	76	NC			
1 953 <sup>1</sup>	1 755 <sup>1</sup>	1 748 <sup>c</sup>	1 926 <sup>1</sup>	1 991 <sup>1</sup>	8 338	8 367	7 048	7 595	7 753	All	Logs	Slovakia	
1 492	1 387	1 399 <sup>c</sup>	1 446	1 385 <sup>ca</sup>	4 493	4 541	3 799	3 930	4 017	C			
461 <sup>c</sup>	367 <sup>c</sup>	350 <sup>c</sup>	480 <sup>c</sup>	605 <sup>ca</sup>	3 845	3 827	3 249	3 665	3 737	NC			
943	1 065 <sup>1</sup>	1 064 <sup>1</sup>	1 292 <sup>1</sup>	1 368 <sup>1</sup>	1 117	1 099	975	736	876	All	Sawn		
794	939 <sup>ca</sup>	948 <sup>c</sup>	1 115 <sup>c</sup>	1 121 <sup>ca</sup>	808	704	586	511	702	C			
149	126	116	177	248 <sup>ca</sup>	308	396	389	225	174	NC			
13	10	17	34	34 <sup>1</sup>	27	27	22	16	21	All	Ven		
1	0 <sup>a</sup>	0 <sup>a</sup>	1	0 <sup>ca</sup>	6	6	6	6	6	C			
12	10	17	33	33 <sup>ca</sup>	21	20	17	11	14	NC			
132	129	120	140	131 <sup>1</sup>	415	395	364	232	226	All	Ply		
105	100	88	97	109 <sup>ca</sup>	392	376	344	226	209	C			
27	30	32	43	22 <sup>ca</sup>	23	19	20	6	16	NC			
2 307	1 726	1 372	1 451 <sup>1</sup>	1 562 <sup>1</sup>	1 979	2 144	2 165	1 917	1 839	All	Logs		Slovenia
1 945	1 168	834	539	630 <sup>ca</sup>	1 539	1 711	1 749	1 806	1 736	C			
362	558	538	912 <sup>ca</sup>	932 <sup>ca</sup>	440	433	416	111	103	NC			
1 010	1 076	932	972	1 425 <sup>1</sup>	641	727	825	796	279	All	Sawn		
880	962	830	852	1 248 <sup>ca</sup>	518	609	704	693	243	C			
130	115	102	120	178 <sup>ca</sup>	123	118	121	103	36	NC			
22	23	22	29	27 <sup>1</sup>	7	9	10	8	6	All	Ven		
1	1	1	2	1 <sup>ca</sup>	1	1	2	2	2	C			
21	21	20	28	26 <sup>ca</sup>	6	8	8	6	5	NC			
73	72	78	80	77 <sup>1</sup>	62	79	61	79	78	All	Ply		
68	65	73	73	61 <sup>ca</sup>	33	50	31	40	50	C			
6	6	5	7	16 <sup>ca</sup>	30	29	31	38	29	NC			
1 917 <sup>1</sup>	1 947	1 930	1 861	2 152 <sup>1</sup>	14 177	14 124	12 715	12 817	12 625	All	Logs	Spain	
689	762	904	1 086	1 086 <sup>x</sup>	7 756	7 686	6 249	6 341	6 379	C			
1 229 <sup>ca</sup>	1 186	1 025	776	1 067 <sup>ca</sup>	6 422	6 438	6 466	6 476	6 247	NC			
283	245	262	259	199 <sup>1</sup>	3 789	3 861	3 022	3 137	3 308	All	Sawn		
242	209	206	215	141 <sup>ca</sup>	3 274	3 279	2 436	2 616	2 784	C			
41	36	55	44	58 <sup>ca</sup>	515	581	587	520	524	NC			
39	40	38	46	44 <sup>1</sup>	234	194	158	156	129	All	Ven		
7	7	8	6	5 <sup>ca</sup>	80	66	50	54	54	C			
32	34	31	40	39 <sup>ca</sup>	154	128	108	102	75	NC			
291	326	249	327	327 <sup>x</sup>	374	423	408	434	384	All	Ply		
47	46	42	71	71 <sup>x</sup>	69	116	96	87	45	C			
243	279	208	256	256 <sup>x</sup>	305	307	312	348	340	NC			
755	862	1 071	1 318	2 140 <sup>1</sup>	78 017	77 955	75 169	74 025	75 772	All	Logs		Sweden
715	824	1 047	1 275	2 077 <sup>ca</sup>	68 647	68 433	66 161	65 279	65 983	C			
40	37	24	43	64 <sup>ca</sup>	9 370	9 522	9 007	8 746	9 790	NC			
12 323	12 634	14 013	12 599	12 178 <sup>1</sup>	6 559	6 605	5 135	7 065	7 495	All	Sawn		
12 297	12 601	13 976	12 560	12 140 <sup>ca</sup>	6 440	6 498	5 023	6 954	7 394	C			
27	32	37	39	38 <sup>ca</sup>	120	107	111	111	101	NC			
26	44	51	47	35 <sup>1</sup>	21	20	25	24	33	All	Ven		
26	44	51	47	35 <sup>ca</sup>	8	9	14	13	21	C			
0 <sup>a</sup>	0 <sup>a</sup>	0 <sup>a</sup>	0 <sup>a</sup>	0 <sup>ca</sup>	14	11	11	12	12	NC			
22	25	30	47	38 <sup>1</sup>	285	323	289	244	260	All	Ply		
15	18	25	34	18 <sup>ca</sup>	158	204	202	161	191	C			
7	7	6	13	20 <sup>ca</sup>	127	119	87	83	69	NC			
270	230				9 526	9 288				All	Logs	U.K.	
259	197				9 339	9 031				C			
11	33				187	257				NC			
238	215				11 031	11 756				All	Sawn		
218	193				10 423	11 129				C			
20	22				608	627				NC			
2	2				28	17				All	Ven		
1	2				0	1				C			
1	1				28	16				NC			
79	85 <sup>1</sup>				1 530	1 368				All	Ply		
22	20 <sup>ca</sup>				525	488				C			
57	64				1 005	880				NC			
<b>4 301</b>	<b>4 345</b>	<b>4 275</b>	<b>4 614</b>	<b>4 973</b>	<b>10 530</b>	<b>10 297</b>	<b>18 308</b>	<b>19 803</b>	<b>19 722</b>	All	Logs		Europe Non-EU
<b>3 944</b>	<b>4 010</b>	<b>3 921</b>	<b>4 265</b>	<b>4 655</b>	<b>10 062</b>	<b>9 815</b>	<b>17 638</b>	<b>19 179</b>	<b>19 079</b>	C			
<b>358</b>	<b>335</b>	<b>354</b>	<b>349</b>	<b>317</b>	<b>468</b>	<b>483</b>	<b>670</b>	<b>624</b>	<b>644</b>	NC			
<b>911</b>	<b>939</b>	<b>1 321</b>	<b>1 210</b>	<b>1 262</b>	<b>4 372</b>	<b>4 361</b>	<b>15 366</b>	<b>16 337</b>	<b>13 833</b>	All	Sawn		
<b>877</b>	<b>900</b>	<b>1 264</b>	<b>1 140</b>	<b>1 212</b>	<b>4 240</b>	<b>4 231</b>	<b>14 665</b>	<b>15 654</b>	<b>13 011</b>	C			
<b>34</b>	<b>39</b>	<b>57</b>	<b>70</b>	<b>50</b>	<b>132</b>	<b>130</b>	<b>701</b>	<b>683</b>	<b>823</b>	NC			
<b>2</b>	<b>1</b>	<b>3</b>	<b>2</b>	<b>2</b>	<b>10</b>	<b>10</b>	<b>34</b>	<b>22</b>	<b>16</b>	All	Ven		
<b>0</b>	<b>0</b>	<b>1</b>	<b>0</b>	<b>0</b>	<b>2</b>	<b>1</b>	<b>2</b>	<b>4</b>	<b>3</b>	C			
<b>2</b>	<b>1</b>	<b>1</b>	<b>2</b>	<b>1</b>	<b>8</b>	<b>9</b>	<b>32</b>	<b>18</b>	<b>13</b>	NC			
<b>19</b>	<b>20</b>	<b>114</b>	<b>103</b>	<b>75</b>	<b>346</b>	<b>347</b>	<b>1 621</b>	<b>1 919</b>	<b>1 423</b>	All	Ply		
<b>1</b>	<b>1</b>	<b>27</b>	<b>29</b>	<b>16</b>	<b>241</b>	<b>240</b>	<b>676</b>	<b>769</b>	<b>575</b>	C			
<b>18</b>	<b>19</b>	<b>87</b>	<b>74</b>	<b>59</b>	<b>105</b>	<b>107</b>	<b>945</b>	<b>1 150</b>	<b>849</b>	NC			

**Table 1-1-a. Production, Trade and Consumption of All Timber by ITTO Consumers (1000 m<sup>3</sup>)**

Country	Product	Species	Production					Imports				
			2018	2019	2020	2021	2022	2018	2019	2020	2021	2022
Albania	Logs	All	135	170 <sup>1</sup>	160 <sup>1</sup>	197	197 <sup>x</sup>	11 <sup>1</sup>	14 <sup>ch</sup>	22 <sup>1</sup>	23 <sup>1</sup>	18 <sup>1</sup>
		C	58	100 <sup>1</sup>	100 <sup>1</sup>	140	140 <sup>x</sup>	5 <sup>ch</sup>	6 <sup>ch</sup>	6 <sup>c</sup>	10 <sup>ch</sup>	12 <sup>ch</sup>
		NC	77	70 <sup>1</sup>	80 <sup>1</sup>	57	57 <sup>x</sup>	6 <sup>ci</sup>	8 <sup>ch</sup>	16	12	6 <sup>ch</sup>
	Sawn	All	58	84	79	104	104 <sup>x</sup>	90 <sup>1</sup>	90 <sup>1</sup>	87 <sup>1</sup>	161 <sup>1</sup>	31 <sup>1</sup>
		C	22	47	34	67	67 <sup>x</sup>	75 <sup>ch</sup>	77 <sup>ch</sup>	74 <sup>ch</sup>	143 <sup>ch</sup>	27 <sup>ch</sup>
		NC	36	36	45	36	36 <sup>x</sup>	15 <sup>ch</sup>	13 <sup>ch</sup>	13 <sup>ch</sup>	17 <sup>ch</sup>	4 <sup>ch</sup>
	Ven	All	1 <sup>1</sup>	0	0	0	1 <sup>1</sup>	1 <sup>1</sup>	1 <sup>1</sup>	1 <sup>1</sup>	1 <sup>1</sup>	1 <sup>1</sup>
		C	1 <sup>1</sup>	0	0	0	1 <sup>1</sup>	0 <sup>ch</sup>	0 <sup>ch</sup>	0 <sup>ch</sup>	0 <sup>ch</sup>	0 <sup>ch</sup>
		NC	0	0	0	0	0 <sup>x</sup>	1 <sup>ch</sup>	0 <sup>ch</sup>	1 <sup>ch</sup>	0 <sup>ch</sup>	1 <sup>ch</sup>
	Ply	All	0	0	0	0	0 <sup>x</sup>	7 <sup>1</sup>	8 <sup>1</sup>	8 <sup>1</sup>	8 <sup>1</sup>	9 <sup>1</sup>
		C	0	0	0	0	0 <sup>x</sup>	0 <sup>ch</sup>	0 <sup>ch</sup>	0 <sup>ch</sup>	0 <sup>ch</sup>	2 <sup>ch</sup>
		NC	0	0	0	0	0 <sup>x</sup>	7 <sup>ch</sup>	8 <sup>ch</sup>	8 <sup>ch</sup>	8 <sup>ch</sup>	7 <sup>ch</sup>
Norway	Logs	All	10 836	11 039	10 242	11 452	11 452 <sup>x</sup>	456 <sup>1</sup>	405 <sup>1</sup>	337 <sup>1</sup>	349 <sup>1</sup>	384 <sup>c</sup>
		C	10 578	10 736	9 935	11 153	11 153 <sup>x</sup>	451	402	336	349	374 <sup>c</sup>
		NC	258	303	306	299	299 <sup>x</sup>	5 <sup>c</sup>	3 <sup>c</sup>	0 <sup>ch</sup>	0 <sup>ch</sup>	11 <sup>c</sup>
	Sawn	All	2 675	2 654	2 683	2 811	2 811 <sup>x</sup>	961	994	1 043	1 108	865 <sup>c</sup>
		C	2 675	2 654	2 683	2 811	2 811 <sup>x</sup>	934	969	1 022	1 081	835 <sup>c</sup>
		NC	0	0	0	0	0 <sup>x</sup>	27	25	22	27	30 <sup>c</sup>
	Ven	All	0 <sup>x</sup>	0 <sup>x</sup>	0 <sup>x</sup>	0 <sup>x</sup>	0 <sup>x</sup>	5	5	5	6	5 <sup>1</sup>
		C	0 <sup>x</sup>	0 <sup>x</sup>	0 <sup>x</sup>	0 <sup>x</sup>	0 <sup>x</sup>	0 <sup>x</sup>	0 <sup>x</sup>	0 <sup>x</sup>	0 <sup>x</sup>	0 <sup>ch</sup>
		NC	0 <sup>x</sup>	0 <sup>x</sup>	0 <sup>x</sup>	0 <sup>x</sup>	0 <sup>x</sup>	5	5	5	6	5 <sup>1</sup>
	Ply	All	0 <sup>ss</sup>	0 <sup>x</sup>	0 <sup>x</sup>	0 <sup>x</sup>	0 <sup>x</sup>	149	154	159 <sup>1</sup>	181 <sup>1</sup>	161 <sup>1</sup>
		C	0 <sup>ss</sup>	0 <sup>x</sup>	0 <sup>x</sup>	0 <sup>x</sup>	0 <sup>x</sup>	68	71	70	83	67 <sup>ci</sup>
		NC	0 <sup>ss</sup>	0 <sup>x</sup>	0 <sup>x</sup>	0 <sup>x</sup>	0 <sup>x</sup>	81	83	89 <sup>ci</sup>	98 <sup>ci</sup>	94 <sup>ci</sup>
Switzerland	Logs	All	3 239	2 882 <sup>1</sup>	2 807	2 947	2 947 <sup>x</sup>	154	133	110	94	181 <sup>1</sup>
		C	2 814	2 500 <sup>1</sup>	2 432	2 553	2 553 <sup>x</sup>	100	81	58	58	150 <sup>ci</sup>
		NC	425	382	375	394	394 <sup>x</sup>	54	52	52	36	32 <sup>ci</sup>
	Sawn	All	1 124	1 126	1 168	1 247	1 247 <sup>x</sup>	375	352	352	337	355 <sup>1</sup>
		C	1 078	1 077	1 114	1 191	1 191 <sup>x</sup>	333	306	306	293	301 <sup>ci</sup>
		NC	46	48	55	55	55 <sup>x</sup>	42	46	46	44	54 <sup>ci</sup>
	Ven	All	0 <sup>ss</sup>	0 <sup>ss</sup>	0 <sup>x</sup>	0 <sup>x</sup>	0 <sup>ss</sup>	5	5	5	4	4 <sup>1</sup>
		C	0 <sup>ss</sup>	0 <sup>ss</sup>	0	0	0 <sup>x</sup>	1	1	1	1	1 <sup>ci</sup>
		NC	0 <sup>ss</sup>	0 <sup>ss</sup>	0 <sup>x</sup>	0 <sup>x</sup>	0 <sup>ss</sup>	4	4	4	4	3 <sup>ci</sup>
	Ply	All	9	8	7	7	7 <sup>x</sup>	200	197	198	198	223 <sup>1</sup>
		C	1	0 <sup>x</sup>	0 <sup>x</sup>	0 <sup>x</sup>	0 <sup>ss</sup>	173	170	170	170	186 <sup>ci</sup>
		NC	8	8	7	7	7 <sup>x</sup>	28	27	28	28	37 <sup>ci</sup>
U.K.	Logs	All			8 021	8 716	8 716 <sup>x</sup>			885	639	799 <sup>1</sup>
		C			7 909	8 608	8 608 <sup>x</sup>			804	572	744 <sup>ci</sup>
		NC			113	108	108 <sup>x</sup>			81	67	55 <sup>ci</sup>
	Sawn	All			3 348	3 621	3 621 <sup>x</sup>			7 926	8 159	6 061 <sup>1</sup>
		C			3 311	3 584	3 584 <sup>x</sup>			7 386	7 623	5 405 <sup>ci</sup>
		NC			37	37	37 <sup>x</sup>			541	536	655 <sup>ci</sup>
	Ven	All			0	0	0 <sup>x</sup>			26	13 <sup>1</sup>	7 <sup>1</sup>
		C			0	0	0 <sup>x</sup>			2	3 <sup>ci</sup>	1 <sup>ci</sup>
		NC			0	0	0 <sup>x</sup>			24	10 <sup>ci</sup>	6 <sup>ci</sup>
	Ply	All			0	0	0 <sup>x</sup>			1 362	1 628 <sup>1</sup>	1 099 <sup>1</sup>
		C			0	0	0 <sup>x</sup>			462	544 <sup>ci</sup>	336 <sup>ci</sup>
		NC			0	0	0 <sup>x</sup>			900	1 084	763 <sup>ci</sup>
U.S.A.	Logs	All	392 510	387 702	369 175	382 956	382 956 <sup>x</sup>	914	1 402	1 319	1 187	1 187
		C	294 955	293 642	293 023	306 264	306 264 <sup>x</sup>	434	963	895	899	899
		NC	97 554	94 060	76 151	76 692	76 692 <sup>x</sup>	479	440	424	288	288
	Sawn	All	81 998	82 472	79 134	80 486	80 486 <sup>x</sup>	36 351	26 262	27 588	29 141	29 024
		C	59 344	60 042	62 446	63 160	63 160 <sup>x</sup>	35 397	25 490	26 958	28 424	28 424
		NC	22 654	22 429	16 688	17 326	17 326 <sup>x</sup>	954	772	630	717	600
	Ven	All	400	400	481	481	481	311	248	244	376	396
		C	0	0	0	0	0	219	169	179	310	324
		NC	400	400	481	481	481	92	78	65	65	72
	Ply	All	10 104	9 925	9 500	9 705	9 705 <sup>x</sup>	5 466	4 853	5 220	6 260	5 403
		C	9 868	9 691	9 321	9 471	9 471 <sup>x</sup>	2 504	1 960	2 077	2 280	2 304
		NC	236	234	178	234	234 <sup>x</sup>	2 962	2 893	3 143	3 980	3 099
Consumers Total	Logs	All	1 079 847	1 075 469	1 038 569	1 063 888	1 065 463	125 908	120 869	124 925	128 105	108 578
		C	723 471	725 519	717 856	741 458	741 392	89 526	89 450	93 340	95 871	76 859
		NC	356 376	349 949	320 713	322 430	324 071	36 382	31 419	31 585	32 234	31 719
	Sawn	All	308 852	308 738	296 789	302 586	303 061	130 136	123 285	117 815	117 921	107 762
		C	224 468	225 007	224 026	229 019	229 272	111 468	106 933	102 591	101 520	91 095
		NC	84 384	83 730	72 763	73 566	73 788	18 668	16 352	15 224	16 402	16 667
	Ven	All	5 761	5 614	5 317	5 371	5 416	3 295	3 339	3 627	6 063	4 616
		C	2 095	2 102	1 888	1 900	1 903	840	744	741	1 079	888
		NC	3 667	3 512	3 429	3 471	3 513	2 456	2 594	2 887	4 984	3 728
	Ply	All	95 728	95 698	94 415	95 051	95 089	19 772	18 515	18 218	21 126	18 316
		C	52 596	52 475	51 511	51 962	52 016	6 421	5 550	5 743	6 278	6 166
		NC	43 132	43 222	42 903	43 089	43 073	13 350	12 965	12 475	14 848	12 151
ITTO Total	Logs	All	1 502 796	1 487 017	1 437 949	1 458 412	1 461 485	133 607	128 853	131 229	135 989	116 703
		C	784 160	783 367	775 198	798 442	798 377	91 282	91 596	94 840	98 997	79 986
		NC	718 636	703 650	662 751	659 970	663 108	42 325	37 257	36 389	36 992	36 717
	Sawn	All	375 109	374 758	360 711	366 189	366 978	138 608	133 003	126 305	128 439	118 065
		C	237 231	237 500	236 241	241 146	241 401	115 987	112 371	107 361	108 211	97 545
		NC	137 879	137 258	124 470	125 043	125 577	22 620	20 632	18 944	20 227	20 521
	Ven	All	12 155	12 462	11 845	13 925	14 058	4 122	4 270	4 414	7 171	5 654
		C	3 128	3 161	2 937	2 955	2 958	1 011	951	874	1 291	1 086
		NC	9 027	9 301	8 908	10 971	11 100	3 111	3 319	3 540	5 880	4 568
	Ply	All	119 463	119 332	118 037	120 592	119 648	24 304	23 113	22 704	26 131	22 768
		C	57 459	56 838	55 655	56 225	56 079	7 812	6 791	6 918	7 488	7 245
		NC	62 004	62 493	62 381	64 367	63 569	16 493	16 322	15 786	18 643	15 523

Exports					Domestic Consumption					Species	Product	Country
2018	2019	2020	2021	2022	2018	2019	2020	2021	2022			
0 <sup>CB</sup>	0 <sup>CB</sup>	0 <sup>CB</sup>	0 <sup>X</sup>	0 <sup>X</sup>	146	184	182	219	215	All	Logs	Albania
0 <sup>CB</sup>	0 <sup>CB</sup>	0 <sup>CB</sup>	0 <sup>X</sup>	0 <sup>X</sup>	63	106	86	150	152	C		
0 <sup>CB</sup>	0 <sup>CB</sup>	0 <sup>CB</sup>	0 <sup>X</sup>	0 <sup>X</sup>	83	78	96	69	63	NC		
11 <sup>CB</sup>	8 <sup>CB</sup>	7 <sup>CB</sup>	13 <sup>1</sup>	13 <sup>1</sup>	137	165	159	252	123	All	Sawn	
4 <sup>CB</sup>	2 <sup>CB</sup>	2 <sup>CB</sup>	10 <sup>CB</sup>	9 <sup>CB</sup>	93	122	106	201	85	C		
8 <sup>CB</sup>	6 <sup>CB</sup>	5 <sup>CB</sup>	3 <sup>CB</sup>	3 <sup>CB</sup>	43	43	53	51	37	NC		
0 <sup>BI</sup>	0 <sup>BI</sup>	0 <sup>CB</sup>	0 <sup>BI</sup>	0 <sup>BI</sup>	2	1	1	1	2	All	Ven	
0 <sup>CB</sup>	0 <sup>CB</sup>	0 <sup>CB</sup>	0 <sup>X</sup>	0 <sup>CB</sup>	1	0	0	0	1	C		
0 <sup>CB</sup>	0 <sup>CB</sup>	0 <sup>CB</sup>	0 <sup>CB</sup>	0 <sup>CB</sup>	1	0	1	0	1	NC		
0 <sup>BI</sup>	0 <sup>BI</sup>	0 <sup>BI</sup>	0 <sup>BI</sup>	0 <sup>CB</sup>	7	8	8	8	9	All	Ply	
0 <sup>IS</sup>	0 <sup>CB</sup>	0 <sup>CB</sup>	0 <sup>CB</sup>	0 <sup>CB</sup>	0	0	0	0	2	C		
0 <sup>CB</sup>	0 <sup>CB</sup>	0 <sup>CB</sup>	0 <sup>CB</sup>	0 <sup>CB</sup>	7	8	8	8	7	NC		
3 549 <sup>1</sup>	3 649 <sup>1</sup>	3 560	3 873	4 261 <sup>C</sup>	7 743	7 795	7 019	7 928	7 576	All	Logs	Norway
3 413 <sup>C</sup>	3 492	3 352	3 673	4 137 <sup>C</sup>	7 615	7 645	6 919	7 829	7 390	C		
136	156 <sup>C</sup>	207	200	124 <sup>C</sup>	128	149	99	99	186	NC		
681	707 <sup>C</sup>	860	703	874 <sup>1</sup>	2 955	2 941	2 866	3 216	2 803	All	Sawn	
675	697 <sup>C</sup>	854	696	865 <sup>C</sup>	2 934	2 926	2 851	3 197	2 782	C		
6	10 <sup>C</sup>	7	7	9 <sup>C1</sup>	21	15	15	20	21	NC		
0 <sup>BI</sup>	0 <sup>BI</sup>	0 <sup>BI</sup>	0 <sup>BI</sup>	0 <sup>BI</sup>	5	5	5	6	5	All	Ven	
0 <sup>CB</sup>	0 <sup>CB</sup>	0 <sup>CB</sup>	0 <sup>CB</sup>	0 <sup>CB</sup>	0	0	0	0	0	C		
0 <sup>CB</sup>	0 <sup>CB</sup>	0 <sup>CB</sup>	0 <sup>CB</sup>	0 <sup>CB</sup>	5	4	5	6	4	NC		
15 <sup>1</sup>	16 <sup>1</sup>	25 <sup>1</sup>	33 <sup>1</sup>	31 <sup>1</sup>	135	138	134	148	130	All	Ply	
0 <sup>CB</sup>	1 <sup>C</sup>	4 <sup>CB</sup>	5 <sup>CB</sup>	6 <sup>CB</sup>	68	70	66	77	61	C		
14 <sup>C1</sup>	15 <sup>C1</sup>	21 <sup>C1</sup>	27 <sup>C1</sup>	25 <sup>C1</sup>	67	68	68	71	69	NC		
753	697 <sup>1</sup>	569 <sup>1</sup>	571 <sup>1</sup>	566 <sup>1</sup>	2 640	2 318	2 348	2 470	2 563	All	Logs	Switzerland
531	518 <sup>CB</sup>	432	427 <sup>C1</sup>	383 <sup>C1</sup>	2 383	2 063	2 058	2 185	2 320	C		
222	179 <sup>C1</sup>	138 <sup>C1</sup>	145 <sup>C1</sup>	183 <sup>C1</sup>	257	255	290	286	243	NC		
218	223	223	218	176 <sup>1</sup>	1 281	1 255	1 297	1 366	1 427	All	Sawn	
198	201	201	197	154 <sup>C1</sup>	1 213	1 183	1 219	1 287	1 339	C		
21	22	22	20	22 <sup>C1</sup>	68	72	78	79	88	NC		
2 <sup>1</sup>	1	1	1	1 <sup>1</sup>	3	4	4	3	3	All	Ven	
0 <sup>CB</sup>	0 <sup>X</sup>	0 <sup>X</sup>	0 <sup>X</sup>	0 <sup>CB</sup>	0	1	1	1	1	C		
2	1	1	1	1 <sup>C1</sup>	2	4	4	3	2	NC		
4	4	4	3	4 <sup>1</sup>	205	202	202	202	226	All	Ply	
1	1	1	1	2 <sup>C1</sup>	173	170	170	170	185	C		
4	3	3	2	2 <sup>C1</sup>	32	32	32	32	41	NC		
		146	169	147 <sup>1</sup>			8 760	9 186	9 368	All	Logs	U.K.
		137	165	136 <sup>C1</sup>			8 575	9 015	9 216	C		
		9	4	11 <sup>C1</sup>			185	171	152	NC		
		231	277	200 <sup>1</sup>			11 043	11 503	9 481	All	Sawn	
		208	237	184 <sup>C1</sup>			10 488	10 970	8 805	C		
		23	39	16 <sup>C1</sup>			555	534	676	NC		
		2	0 <sup>X</sup>	1 <sup>1</sup>			24	12	6	All	Ven	
		1	0 <sup>X</sup>	0 <sup>CB</sup>			1	3	1	C		
		1	0 <sup>X</sup>	1 <sup>C1</sup>			23	9	6	NC		
		85	67 <sup>1</sup>	41 <sup>1</sup>			1 277	1 561	1 058	All	Ply	
		22	22 <sup>C</sup>	8 <sup>C1</sup>			440	522	327	C		
		63	45	32 <sup>C1</sup>			837	1 040	731	NC		
12 270	8 280	7 355	9 415	6 937	381 153	380 825	363 139	374 728	377 206	All	Logs	U.S.A.
9 818	6 380	5 609	7 280	5 211	285 571	288 225	288 309	299 883	301 951	C		
2 451	1 899	1 746	2 135	1 726	95 582	92 600	74 830	74 845	75 255	NC		
6 670	6 911	6 232	7 254	3 123	111 679	101 822	100 490	102 373	106 387	All	Sawn	
2 202	3 201	2 721	3 559	1 192	92 539	82 331	86 684	88 025	90 392	C		
4 468	3 710	3 511	3 695	1 931	19 140	19 491	13 806	14 348	15 995	NC		
289	256	215	281	150	422	391	510	576	726	All	Ven	
93	82	53	81	45	126	87	126	229	279	C		
196	174	163	200	105	296	304	383	346	448	NC		
699	556	528	759	759	14 871	14 222	14 191	15 206	14 349	All	Ply	
468	365	362	541	541	11 904	11 286	11 037	11 210	11 235	C		
231	191	167	218	218	2 967	2 936	3 154	3 996	3 114	NC		
12 270	8 280 <sup>1</sup>	7 355	9 415	6 937 <sup>1</sup>	381 153	380 825	363 139	374 728	377 206	All	Logs	U.S.A.
9 818	6 380 <sup>C1</sup>	5 609	7 280	5 211 <sup>CB</sup>	285 571	288 225	288 309	299 883	301 951	C		
2 451	1 899 <sup>C</sup>	1 746	2 135	1 726 <sup>C1</sup>	95 582	92 600	74 830	74 845	75 255	NC		
6 670 <sup>1</sup>	6 911	6 232	7 254	3 123 <sup>C1</sup>	111 679	101 822	100 490	102 373	106 387	All	Sawn	
2 202 <sup>CB</sup>	3 201	2 721	3 559	1 192 <sup>C1</sup>	92 539	82 331	86 684	88 025	90 392	C		
4 468	3 710	3 511	3 695	1 931 <sup>C1</sup>	19 140	19 491	13 806	14 348	15 995	NC		
289 <sup>BI</sup>	256 <sup>BI</sup>	215	281	150 <sup>1</sup>	422	391	510	576	726	All	Ven	
93 <sup>BI</sup>	82 <sup>BI</sup>	53	81	45 <sup>CB</sup>	126	87	126	229	279	C		
196 <sup>BI</sup>	174 <sup>BI</sup>	163	200	105 <sup>C1</sup>	296	304	383	346	448	NC		
699	556	528	759	759 <sup>X</sup>	14 871	14 222	14 191	15 206	14 349	All	Ply	
468	365	362	541	541 <sup>X</sup>	11 904	11 286	11 037	11 210	11 235	C		
231	191	167	218	218 <sup>X</sup>	2 967	2 936	3 154	3 996	3 114	NC		
93 170	95 985	97 867	96 316	94 975	1 112 585	1 100 353	1 065 628	1 095 677	1 079 065	All	Logs	Consumers Total
74 766	78 898	82 429	80 033	76 279	738 231	736 071	728 768	757 297	741 972	C		
18 404	17 086	15 438	16 284	18 697	374 354	364 282	336 860	338 381	337 094	NC		
68 451	69 726	70 604	73 252	65 980	370 536	362 296	344 000	347 255	344 843	All	Sawn	
58 177	60 428	61 711	63 009	57 089	277 758	271 512	264 906	267 530	263 279	C		
10 274	9 298	8 893	10 243	8 891	92 778	90 785	79 094	79 725	81 564	NC		
1 686	1 720	1 577	1 940	1 632	7 371	7 233	7 367	9 494	8 400	All	Ven	
376	357	288	330	270	2 558	2 489	2 341	2 648	2 521	C		
1 310	1 363	1 289	1 609	1 362	4 812	4 744	5 027	6 846	5 879	NC		
15 014	13 590	13 168	15 989	14 028	100 485	100 622	99 465	100 188	99 377	All	Ply	
3 623	3 081	3 183	3 994	3 513	55 394	54 945	54 071	54 246	54 668	C		
11 391	10 510	9 985	11 996	10 515	45 091	45 677	45 394	45 942	44 709	NC		
105 058	107 010	107 098	106 582	105 258	1 531 344	1 508 860	1 462 081	1 487 819	1 472 930	All	Logs	ITTO Total
74 920	79 156	82 839	80 851	76 529	800 522	795 806	787 199	816 589	801 834	C		
30 138	27 853	24 259	25 731	28 729	730 823	713 054	674 881	671 231	671 096	NC		
83 449	83 561	83 134	87 266	78 873	430 268	424 200	403 882	407 362	406 170	All	Sawn	
61 531	63 455	64 132	66 839	60 214	291 687	286 416	279 470	282 518	278 731	C		
21 918	20 106	19 002	20 426	18 658	138 581	137 784	124 412	124 844	127 440	NC		
3 311	3 531	3 569	5 728	4 261	12 966	13 201	12 690	15 368	15 451	All	Ven	
511	482	449	483	407	3 628	3 630	3 362	3 763	3 637	C		
2 800	3 049	3 120	5 245	3 855	9 338	9 572	9 328	11 606	11 814	NC		
25 115	23 116	22 519	26 808	23 532	118 652	119 329	118 222	119 914	118 884	All	Ply	
7 138	6 163	6 002	7 031	6 298	58 132	57 466	56 571	56 683	57 026	C		
17 977	16 953	16 516	19 778	17 234	60 519	61 863	61 651	63 232	61 858	NC		



**Table 1-1-a. Production, Trade and Consumption of All Timber by ITTO Consumers (1000 m<sup>3</sup>)**

Country	Product	Species	Production					Imports				
			2018	2019	2020	2021	2022	2018	2019	2020	2021	2022
Rest of the world	Logs	All	584 282	548 127	548 317	549 225	549 651	7 597	7 058	6 485	6 843	6 802
		C	403 382	372 355	373 767	374 426	374 417	5 227	4 993	4 835	4 868	4 743
	Sawn	All	180 900	175 772	174 550	174 799	175 234	2 369	2 065	1 650	1 975	2 059
		C	132 195	130 136	125 690	127 229	126 993	24 441	23 475	21 711	24 109	20 666
	Ven	All	114 762	112 887	108 768	110 440	110 251	20 984	19 787	18 363	20 507	17 181
		C	17 433	17 249	16 922	16 789	16 743	3 457	3 688	3 348	3 602	3 484
	Ply	All	2 863	2 898	2 804	2 876	2 913	388	322	356	419	372
		C	1 434	1 435	1 337	1 337	1 337	95	58	80	99	53
	C	All	1 429	1 463	1 467	1 539	1 576	293	264	276	320	320
		C	9 504	9 565	8 794	9 294	9 481	7 192	6 693	6 596	7 552	6 340
	NC	All	4 331	4 342	3 923	3 999	4 206	1 821	1 631	1 255	1 392	1 528
		C	5 173	5 223	4 870	5 295	5 275	5 372	5 062	5 342	6 160	4 812
World	Logs	All	2 087 078	2 035 144	1 986 267	2 007 636	2 011 136	141 203	135 911	137 715	142 832	123 505
		C	1 187 542	1 155 722	1 148 965	1 172 868	1 172 794	96 509	96 588	99 675	103 865	84 729
	Sawn	All	899 536	879 422	837 301	834 769	838 342	44 694	39 322	38 039	38 966	38 776
		C	507 304	504 894	486 401	493 419	493 971	163 049	156 478	148 016	152 548	138 731
	Ven	All	351 992	350 387	345 009	351 587	351 651	136 972	132 158	125 724	128 718	114 726
		C	155 311	154 507	141 392	141 832	142 320	26 077	24 320	22 292	23 830	24 005
	Ply	All	15 018	15 360	14 650	16 801	16 971	4 511	4 592	4 769	7 590	6 026
		C	4 562	4 596	4 274	4 292	4 295	1 106	1 009	953	1 390	1 138
	C	All	10 456	10 764	10 376	12 510	12 676	3 404	3 583	3 816	6 200	4 888
		C	128 966	128 896	126 830	129 886	129 130	31 497	29 806	29 301	33 683	29 108
	NC	All	61 790	61 180	59 578	60 224	60 285	9 632	8 422	8 173	8 880	8 773
		C	67 176	67 716	67 252	69 662	68 845	21 864	21 385	21 128	24 803	20 335

Exports					Domestic Consumption					Species	Product	Country
2018	2019	2020	2021	2022	2018	2019	2020	2021	2022			
36 760	29 157	28 172	29 318	18 088	555 118	526 027	526 631	526 749	538 365	All	Logs	
21 687	17 702	15 783	17 439	10 446	386 922	359 646	362 820	361 855	368 714	C		
15 073	11 456	12 389	11 879	7 642	168 196	166 381	163 811	164 894	169 651	NC		
76 659	76 156	72 505	72 492	57 471	79 977	77 455	74 896	78 846	90 188	All	Sawn	
72 046	71 658	68 376	67 584	53 733	63 700	61 016	58 755	63 363	73 699	C		
4 613	4 498	4 129	4 908	3 738	16 277	16 439	16 141	15 483	16 489	NC		
1 240	1 202	1 073	1 385	1 382	2 011	2 018	2 087	1 910	1 903	All	Ven	Rest of the world
716	631	511	684	666	813	862	906	751	724	C		
524	572	562	701	717	1 198	1 156	1 182	1 159	1 179	NC		
5 662	5 860	5 402	5 995	3 242	11 034	10 398	9 988	10 851	12 580	All	Ply	
1 949	1 738	1 590	1 698	2 028	4 203	4 236	3 588	3 693	3 706	C		
3 713	4 123	3 812	4 297	1 214	6 831	6 162	6 399	7 158	8 873	NC		
141 818	136 167	135 270	135 900	123 346	2 086 463	2 034 888	1 988 712	2 014 568	2 011 296	All	Logs	
96 607	96 858	98 621	98 289	86 975	1 187 444	1 155 452	1 150 019	1 178 444	1 170 548	C		
45 211	39 309	36 648	37 611	36 371	899 019	879 436	838 692	836 124	840 747	NC		
160 108	159 717	155 639	159 758	136 344	510 245	501 654	478 778	486 208	496 358	All	Sawn	
133 577	135 113	132 508	134 423	113 948	355 387	347 432	338 225	345 881	352 429	C		
26 531	24 604	23 131	25 334	22 396	154 887	154 223	140 553	140 327	143 929	NC		
4 551	4 733	4 642	7 113	5 644	14 978	15 219	14 778	17 278	17 354	All	Ven	World
1 227	1 113	960	1 168	1 072	4 441	4 492	4 268	4 514	4 361	C		
3 324	3 620	3 682	5 945	4 571	10 537	10 727	10 510	12 764	12 992	NC		
30 777	28 976	27 921	32 803	26 774	129 686	129 727	128 210	130 765	131 463	All	Ply	
9 087	7 900	7 592	8 729	8 326	62 335	61 702	60 160	60 375	60 732	C		
21 690	21 076	20 329	24 074	18 448	67 351	68 025	68 050	70 390	70 731	NC		

**Table 1-1-b. Production, Trade and Consumption of Tropical Timber by ITTO Consumers (1000 m<sup>3</sup>)**

Country	Product	Production					Imports				
		2018	2019	2020	2021	2022	2018	2019	2020	2021	2022
Asia-Pacific	Logs	14 139	14 149	14 139	14 059	14 059	11 861	10 031	8 952	8 178	6 442
	Sawn	15 162	15 144	15 125	15 117	15 117	7 270	6 460	6 916	6 350	6 739
	Ven	794	793	644	647	652	913	1 113	1 411	3 165	2 259
	Ply	27 648	27 642	27 596	27 597	27 597	3 457	3 045	2 753	2 873	2 721
Australia	Logs	90 <sup>1</sup>	100 <sup>1</sup>	90 <sup>1</sup>	10 <sup>1</sup>	10 <sup>x</sup>	1	4	1	1	1
	Sawn	0	0	0	0	0	33 <sup>ci</sup>	21	21	17	17
	Ven	2 <sup>x</sup>	2 <sup>x</sup>	2 <sup>1</sup>	2 <sup>x</sup>	2 <sup>x</sup>	2	1	1 <sup>ci</sup>	1 <sup>ci</sup>	2 <sup>ci</sup>
	Ply	0 <sup>x</sup>	0 <sup>x</sup>	0 <sup>1</sup>	0 <sup>x</sup>	0 <sup>x</sup>	108 <sup>ci</sup>	82	88 <sup>ci</sup>	114 <sup>ci</sup>	83 <sup>ci</sup>
China	Logs	14 035 <sup>x</sup>	14 035 <sup>x</sup>	14 035 <sup>1</sup>	14 035 <sup>x</sup>	14 035 <sup>x</sup>	11 332 <sup>c</sup>	9 611 <sup>ci</sup>	8 581 <sup>x</sup>	7 925 <sup>ci</sup>	6 180 <sup>x</sup>
	Sawn	15 031 <sup>x</sup>	15 031 <sup>x</sup>	15 031 <sup>x</sup>	15 031 <sup>x</sup>	15 031 <sup>x</sup>	6 845 <sup>ci</sup>	6 050 <sup>x</sup>	6 590 <sup>x</sup>	5 985 <sup>x</sup>	6 345 <sup>x</sup>
	Ven	750 <sup>x</sup>	750 <sup>x</sup>	600 <sup>1</sup>	600 <sup>x</sup>	600 <sup>x</sup>	727 <sup>ci</sup>	967 <sup>ci</sup>	1 289 <sup>ci</sup>	3 030 <sup>ci</sup>	2 106 <sup>ci</sup>
	Ply	27 361 <sup>x</sup>	27 361 <sup>x</sup>	27 361 <sup>x</sup>	27 361 <sup>x</sup>	27 361 <sup>x</sup>	59 <sup>ci</sup>	42 <sup>ci</sup>	46 <sup>ci</sup>	35 <sup>ci</sup>	27 <sup>ci</sup>
(Hong Kong S.A.R.)	Logs	10 <sup>x</sup>	10 <sup>x</sup>	10 <sup>x</sup>	10 <sup>x</sup>	10 <sup>x</sup>	1 <sup>c</sup>	2 <sup>c</sup>	0 <sup>ck</sup>	0 <sup>ck</sup>	1 <sup>ci</sup>
	Sawn	3 <sup>x</sup>	3 <sup>x</sup>	3 <sup>x</sup>	3 <sup>x</sup>	3 <sup>x</sup>	11 <sup>c</sup>	9 <sup>c</sup>	4 <sup>ck</sup>	11 <sup>ck</sup>	14 <sup>ci</sup>
	Ven	1 <sup>x</sup>	1 <sup>x</sup>	2 <sup>1</sup>	5 <sup>1</sup>	10 <sup>x</sup>	0 <sup>ck</sup>	0 <sup>ck</sup>	0 <sup>ck</sup>	0 <sup>ck</sup>	0 <sup>ck</sup>
	Ply	0 <sup>x</sup>	0 <sup>x</sup>	0 <sup>x</sup>	0 <sup>x</sup>	0 <sup>x</sup>	43 <sup>ci</sup>	35 <sup>ck</sup>	31 <sup>ck</sup>	26 <sup>ck</sup>	38 <sup>ck</sup>
(Macao S.A.R.)	Logs	1 <sup>1</sup>	1 <sup>1</sup>	1 <sup>1</sup>	1 <sup>x</sup>	1 <sup>x</sup>	0 <sup>c</sup>	0 <sup>c</sup>	0 <sup>c</sup>	0 <sup>c</sup>	0 <sup>ck</sup>
	Sawn	0 <sup>x</sup>	0 <sup>x</sup>	0 <sup>x</sup>	0 <sup>x</sup>	0 <sup>x</sup>	1 <sup>ck</sup>	1 <sup>ck</sup>	1 <sup>ck</sup>	2 <sup>ck</sup>	1 <sup>ck</sup>
	Ven	0 <sup>x</sup>	0 <sup>x</sup>	0 <sup>x</sup>	0 <sup>x</sup>	0 <sup>x</sup>	0 <sup>c</sup>	0 <sup>ck</sup>	0 <sup>ck</sup>	0 <sup>ck</sup>	0 <sup>ck</sup>
	Ply	0 <sup>x</sup>	0 <sup>x</sup>	0 <sup>x</sup>	0 <sup>x</sup>	0 <sup>x</sup>	15 <sup>ck</sup>	15 <sup>ck</sup>	11 <sup>ck</sup>	12 <sup>ck</sup>	8 <sup>ck</sup>
(Taiwan Province of China)	Logs	3 <sup>x</sup>	3 <sup>x</sup>	3 <sup>x</sup>	3 <sup>x</sup>	3 <sup>x</sup>	277 <sup>ci</sup>	193 <sup>ci</sup>	178 <sup>c</sup>	126 <sup>ci</sup>	132 <sup>ci</sup>
	Sawn	0 <sup>x</sup>	0 <sup>x</sup>	0 <sup>x</sup>	0 <sup>x</sup>	0 <sup>x</sup>	185 <sup>c</sup>	186 <sup>ci</sup>	145 <sup>ci</sup>	181 <sup>ci</sup>	198 <sup>ci</sup>
	Ven	20 <sup>x</sup>	20 <sup>x</sup>	20 <sup>x</sup>	20 <sup>x</sup>	20 <sup>x</sup>	96 <sup>ci</sup>	84 <sup>ci</sup>	72 <sup>ci</sup>	63 <sup>ci</sup>	59 <sup>ci</sup>
	Ply	150 <sup>x</sup>	150 <sup>x</sup>	150 <sup>x</sup>	150 <sup>x</sup>	150 <sup>x</sup>	275 <sup>ci</sup>	303 <sup>ci</sup>	326 <sup>ci</sup>	242 <sup>ci</sup>	205 <sup>ci</sup>
Japan	Logs	0	0	0	0	0	161 <sup>ci</sup>	147 <sup>ci</sup>	87 <sup>ci</sup>	28 <sup>ci</sup>	35 <sup>ci</sup>
	Sawn	64	54	33	17	17	104 <sup>ci</sup>	96 <sup>ci</sup>	70 <sup>ci</sup>	69 <sup>ci</sup>	81 <sup>ci</sup>
	Ven	20 <sup>x</sup>	20 <sup>x</sup>	20 <sup>x</sup>	20 <sup>x</sup>	20 <sup>x</sup>	20 <sup>ci</sup>	19 <sup>ci</sup>	13 <sup>ci</sup>	15 <sup>ci</sup>	16 <sup>ci</sup>
	Ply	95 <sup>x</sup>	95 <sup>x</sup>	50 <sup>1</sup>	50 <sup>x</sup>	50 <sup>x</sup>	1 985 <sup>ci</sup>	1 797	1 556	1 740	1 656 <sup>ci</sup>
Korea, Rep. of	Logs	0	0	0	0	0 <sup>x</sup>	89 <sup>ci</sup>	70 <sup>ci</sup>	104 <sup>c</sup>	97 <sup>c</sup>	94 <sup>ci</sup>
	Sawn	64	56	58	66	66	75 <sup>ci</sup>	80 <sup>ci</sup>	70	66	66
	Ven	1	0	0	0	0	69 <sup>ci</sup>	41 <sup>ci</sup>	37 <sup>ci</sup>	55 <sup>ci</sup>	77 <sup>ci</sup>
	Ply	42	36	35	36	36	965 <sup>ci</sup>	764 <sup>ci</sup>	688 <sup>ck</sup>	693	691
New Zealand	Logs	0	0	0	0 <sup>x</sup>	0 <sup>x</sup>	1 <sup>c</sup>	4 <sup>ci</sup>	0 <sup>r</sup>	0 <sup>r</sup>	0 <sup>ck</sup>
	Sawn	0	0	0	0 <sup>x</sup>	0 <sup>x</sup>	16 <sup>ci</sup>	16 <sup>ci</sup>	16 <sup>ci</sup>	20 <sup>ci</sup>	19 <sup>ci</sup>
	Ven	0 <sup>ck</sup>	0 <sup>ck</sup>	0 <sup>ck</sup>	0	0 <sup>x</sup>	0 <sup>ck</sup>	0 <sup>ck</sup>	0 <sup>ck</sup>	0 <sup>ck</sup>	0 <sup>ck</sup>
	Ply	0 <sup>x</sup>	0 <sup>x</sup>	0 <sup>x</sup>	0 <sup>x</sup>	0 <sup>x</sup>	7 <sup>ck</sup>	8 <sup>ci</sup>	8 <sup>ci</sup>	12 <sup>ci</sup>	12 <sup>x</sup>
EU 28 (to 2019)	Logs	69	70				218	261			
	Sawn	42	55				1 061	1 180			
	Ven	29	28				256	244			
	Ply	271	331				1 031	1 000			
EU 27 (from 2020)	Logs			57	60	60			317	948	1 527
	Sawn			52	62	60			1 064	1 038	1 288
	Ven			28	30	30			238	290	253
	Ply			321	364	338			544	611	664
Austria	Logs	0	0	0	0	0 <sup>x</sup>	1 <sup>ci</sup>	1 <sup>ci</sup>	0 <sup>r</sup>	0 <sup>r</sup>	0 <sup>ck</sup>
	Sawn	0	0	0	0	0 <sup>x</sup>	8 <sup>ci</sup>	5	5	5	4 <sup>ci</sup>
	Ven	0 <sup>ci</sup>	0	0	0	0 <sup>x</sup>	2	2	1	1	1 <sup>ci</sup>
	Ply	0 <sup>ci</sup>	0 <sup>ck</sup>	0 <sup>ck</sup>	0	0 <sup>x</sup>	10 <sup>ci</sup>	11 <sup>ci</sup>	8 <sup>ci</sup>	16 <sup>ci</sup>	24 <sup>ci</sup>
Belgium	Logs	0 <sup>x</sup>	0 <sup>x</sup>	0 <sup>1</sup>	0 <sup>x</sup>	0 <sup>x</sup>	51 <sup>c</sup>	53 <sup>ci</sup>	29 <sup>ck</sup>	49 <sup>ck</sup>	49 <sup>x</sup>
	Sawn	3	3	6	20 <sup>1</sup>	20 <sup>x</sup>	273 <sup>ci</sup>	233 <sup>ci</sup>	318 <sup>ci</sup>	286 <sup>ci</sup>	492 <sup>ci</sup>
	Ven	6 <sup>ck</sup>	6 <sup>ck</sup>	6 <sup>1</sup>	6 <sup>x</sup>	6 <sup>x</sup>	6 <sup>ci</sup>	7 <sup>ci</sup>	4 <sup>ci</sup>	5 <sup>ci</sup>	8 <sup>ci</sup>
	Ply	6 <sup>ck</sup>	18 <sup>ck</sup>	40 <sup>1</sup>	40 <sup>x</sup>	60 <sup>1</sup>	91 <sup>ck</sup>	82 <sup>ck</sup>	63 <sup>ck</sup>	75 <sup>ck</sup>	39 <sup>ck</sup>
Bulgaria	Logs	0	0	0	0	0 <sup>x</sup>	0 <sup>r</sup>	0 <sup>ck</sup>	0 <sup>r</sup>	0 <sup>c</sup>	0 <sup>ck</sup>
	Sawn	0 <sup>ck</sup>	0	0	0 <sup>x</sup>	0 <sup>x</sup>	0 <sup>r</sup>	1	1	1	1 <sup>ci</sup>
	Ven	0 <sup>ck</sup>	0 <sup>x</sup>	0	0 <sup>x</sup>	0 <sup>x</sup>	0 <sup>ck</sup>	0 <sup>r</sup>	0 <sup>r</sup>	0 <sup>r</sup>	0 <sup>ck</sup>
	Ply	5 <sup>1</sup>	5 <sup>x</sup>	5 <sup>1</sup>	5 <sup>x</sup>	5 <sup>x</sup>	1 <sup>c</sup>	2	1	2	0 <sup>ck</sup>
Croatia	Logs	0	0	0 <sup>1</sup>	0 <sup>x</sup>	0 <sup>x</sup>	0 <sup>ck</sup>	0 <sup>ck</sup>	0 <sup>r</sup>	0 <sup>r</sup>	1 <sup>ci</sup>
	Sawn	0	0	0	0 <sup>x</sup>	0 <sup>x</sup>	2 <sup>ci</sup>	13 <sup>c</sup>	1	1	1 <sup>ci</sup>
	Ven	0	0	0	0 <sup>x</sup>	0 <sup>x</sup>	0 <sup>r</sup>	0 <sup>r</sup>	0 <sup>r</sup>	0 <sup>r</sup>	0 <sup>ck</sup>
	Ply	0	0	0	0 <sup>x</sup>	0 <sup>x</sup>	1	1 <sup>ci</sup>	1	1	2 <sup>ci</sup>
Cyprus	Logs	0 <sup>ci</sup>	0	0	0	0 <sup>x</sup>	0 <sup>ck</sup>	1	0 <sup>r</sup>	0 <sup>r</sup>	0 <sup>ck</sup>
	Sawn	0	0	0	0	0 <sup>x</sup>	2	6 <sup>c</sup>	2	2	3 <sup>ci</sup>
	Ven	0 <sup>r</sup>	0 <sup>r</sup>	0 <sup>r</sup>	0 <sup>r</sup>	0 <sup>ck</sup>	0 <sup>ck</sup>	0 <sup>ck</sup>	0 <sup>r</sup>	0 <sup>r</sup>	0 <sup>ck</sup>
	Ply	0 <sup>r</sup>	0 <sup>r</sup>	0 <sup>r</sup>	0 <sup>r</sup>	0 <sup>ck</sup>	1	1	1	1	3 <sup>ci</sup>
Czech Republic	Logs	0	0	0	0 <sup>x</sup>	0 <sup>x</sup>	1 <sup>ci</sup>	1 <sup>c</sup>	0 <sup>ck</sup>	0 <sup>ck</sup>	0 <sup>ck</sup>
	Sawn	0	0	0	0 <sup>x</sup>	0 <sup>x</sup>	15 <sup>ck</sup>	15 <sup>ck</sup>	13 <sup>ck</sup>	12 <sup>ck</sup>	8 <sup>ck</sup>
	Ven	2	2	2	2 <sup>x</sup>	2 <sup>x</sup>	3	1	1	1 <sup>x</sup>	1 <sup>x</sup>
	Ply	2	2	2	2 <sup>x</sup>	2 <sup>x</sup>	8	8	4 <sup>c</sup>	11 <sup>ci</sup>	26 <sup>ci</sup>
Denmark	Logs	0 <sup>1</sup>	0 <sup>x</sup>	0 <sup>1</sup>	0 <sup>x</sup>	0 <sup>x</sup>	4 <sup>c</sup>	2 <sup>c</sup>	3 <sup>c</sup>	4 <sup>ck</sup>	1 <sup>ck</sup>
	Sawn	0 <sup>ck</sup>	0 <sup>x</sup>	0 <sup>1</sup>	0 <sup>x</sup>	0 <sup>x</sup>	47 <sup>ci</sup>	86 <sup>c</sup>	92 <sup>c</sup>	49 <sup>ci</sup>	40 <sup>ci</sup>
	Ven	0 <sup>ck</sup>	0 <sup>x</sup>	0 <sup>1</sup>	0 <sup>x</sup>	0 <sup>x</sup>	18 <sup>ci</sup>	19 <sup>ci</sup>	14 <sup>ci</sup>	10 <sup>ci</sup>	8 <sup>ci</sup>
	Ply	0 <sup>ck</sup>	0 <sup>x</sup>	0 <sup>1</sup>	0 <sup>x</sup>	0 <sup>x</sup>	8 <sup>ck</sup>	4 <sup>ck</sup>	3 <sup>ck</sup>	2 <sup>ck</sup>	4 <sup>ck</sup>
Estonia	Logs	0	0	0	0	0	0 <sup>ck</sup>	0 <sup>ck</sup>	0 <sup>r</sup>	0 <sup>r</sup>	0 <sup>r</sup>
	Sawn	0	0	0	0	0	1 <sup>ck</sup>	3 <sup>ci</sup>	5	5	4
	Ven	0	0	0	0	0	0 <sup>ck</sup>	0 <sup>ck</sup>	0 <sup>r</sup>	0 <sup>r</sup>	0 <sup>r</sup>
	Ply	0	0	0	0	0	1 <sup>ci</sup>	1 <sup>ci</sup>	1	1	1

Exports					Domestic Consumption					Product	Country
2018	2019	2020	2021	2022	2018	2019	2020	2021	2022		
164	161	111	17	66	25 836	24 019	22 979	22 219	20 434	Logs	Asia-Pacific
27	16	12	23	11	22 405	21 588	22 030	21 444	21 846	Sawn	
17	20	15	26	18	1 690	1 885	2 040	3 786	2 893	Ven	
695	637	557	576	500	30 409	30 050	29 792	29 894	29 818	Ply	
81 <sup>CR</sup>	99 <sup>CH</sup>	81 <sup>CH</sup>	1 <sup>C</sup>	0 <sup>CR</sup>	10	5	10	10	11	Logs	Australia
5 <sup>CH</sup>	2 <sup>CH</sup>	3 <sup>CH</sup>	4 <sup>CH</sup>	1 <sup>CI</sup>	28	19	18	14	16	Sawn	
0 <sup>CH</sup>	0 <sup>CH</sup>	0 <sup>CH</sup>	0 <sup>CH</sup>	0 <sup>CH</sup>	3	3	3	3	4	Ven	
0 <sup>CH</sup>	0 <sup>CH</sup>	0 <sup>CH</sup>	0 <sup>CH</sup>	0 <sup>CH</sup>	108	82	88	113	83	Ply	
76 <sup>C</sup>	52 <sup>C</sup>	25 <sup>C</sup>	12 <sup>C</sup>	65 <sup>CI</sup>	25 291	23 595	22 591	21 948	20 150	Logs	China
5 <sup>C</sup>	7 <sup>CI</sup>	5 <sup>CI</sup>	13 <sup>CI</sup>	6 <sup>CI</sup>	21 871	21 074	21 616	21 003	21 370	Sawn	
15 <sup>CI</sup>	17 <sup>CI</sup>	13 <sup>CI</sup>	20 <sup>CI</sup>	11 <sup>CI</sup>	1 462	1 700	1 876	3 610	2 695	Ven	
674 <sup>C</sup>	618 <sup>CI</sup>	541 <sup>CI</sup>	561 <sup>C</sup>	488 <sup>CI</sup>	26 747	26 785	26 866	26 834	26 900	Ply	
2 <sup>C</sup>	9 <sup>CH</sup>	3 <sup>CH</sup>	3 <sup>CH</sup>	0 <sup>CH</sup>	8	3	7	7	10	Logs	(Hong Kong S.A.R.)
9 <sup>C</sup>	4 <sup>C</sup>	1 <sup>C</sup>	2 <sup>C</sup>	0 <sup>CH</sup>	5	8	6	13	17	Sawn	
1 <sup>CI</sup>	1 <sup>CI</sup>	1 <sup>CH</sup>	5 <sup>CH</sup>	7 <sup>CH</sup>	0	0	1	0	4	Ven	
5 <sup>CI</sup>	4 <sup>CI</sup>	3 <sup>CI</sup>	2 <sup>CI</sup>	2 <sup>CI</sup>	38	31	28	23	36	Ply	
0 <sup>I</sup>	0 <sup>CH</sup>	0 <sup>CH</sup>	0 <sup>CH</sup>	0 <sup>CH</sup>	1	0	1	1	1	Logs	(Macao S.A.R.)
0 <sup>CH</sup>	0 <sup>C</sup>	0 <sup>CH</sup>	0 <sup>CH</sup>	0 <sup>CH</sup>	1	1	1	2	1	Sawn	
0 <sup>I</sup>	0 <sup>C</sup>	0 <sup>CH</sup>	0 <sup>CH</sup>	0 <sup>CH</sup>	0	0	0	0	0	Ven	
0 <sup>CH</sup>	0 <sup>CH</sup>	0 <sup>CH</sup>	0 <sup>CH</sup>	0 <sup>CH</sup>	15	15	11	12	8	Ply	
3 <sup>C</sup>	1 <sup>C</sup>	1 <sup>C</sup>	1 <sup>C</sup>	0 <sup>CH</sup>	277	195	180	128	134	Logs	(Taiwan Province of China)
7 <sup>CI</sup>	2 <sup>CI</sup>	2 <sup>CI</sup>	2 <sup>CI</sup>	3 <sup>CI</sup>	177	184	143	179	195	Sawn	
1 <sup>CH</sup>	2 <sup>CH</sup>	0 <sup>CH</sup>	1 <sup>CI</sup>	0 <sup>CH</sup>	115	102	91	83	78	Ven	
13 <sup>C</sup>	12 <sup>CI</sup>	9 <sup>C</sup>	8 <sup>C</sup>	5 <sup>CI</sup>	412	441	467	383	350	Ply	
2 <sup>CH</sup>	1 <sup>CH</sup>	0 <sup>CH</sup>	0 <sup>CH</sup>	0 <sup>CH</sup>	160	147	87	28	34	Logs	Japan
1	1	0 <sup>R</sup>	0 <sup>R</sup>	0 <sup>R</sup>	167	150	102	86	97	Sawn	
0 <sup>R</sup>	0 <sup>R</sup>	0 <sup>R</sup>	0 <sup>R</sup>	0 <sup>CH</sup>	40	39	33	35	36	Ven	
3	3	4 <sup>C</sup>	3 <sup>C</sup>	2 <sup>CI</sup>	2 077	1 889	1 602	1 786	1 704	Ply	
0 <sup>CH</sup>	0 <sup>CH</sup>	0 <sup>C</sup>	0 <sup>C</sup>	0 <sup>CH</sup>	89	70	104	97	94	Logs	Korea, Rep. of
0 <sup>CH</sup>	0 <sup>CH</sup>	0 <sup>R</sup>	0 <sup>R</sup>	0 <sup>CH</sup>	139	136	128	131	131	Sawn	
0 <sup>CH</sup>	0 <sup>CH</sup>	0 <sup>R</sup>	0 <sup>CH</sup>	0 <sup>CH</sup>	70	41	36	55	77	Ven	
0 <sup>CH</sup>	0 <sup>CH</sup>	0 <sup>R</sup>	0 <sup>R</sup>	2 <sup>CI</sup>	1 007	800	722	729	725	Ply	
0 <sup>C</sup>	0 <sup>C</sup>	0 <sup>CH</sup>	0 <sup>CH</sup>	0 <sup>X</sup>	1	4	0	0	0	Logs	New Zealand
0 <sup>CH</sup>	0 <sup>CH</sup>	0 <sup>R</sup>	2	0 <sup>CH</sup>	16	16	16	18	19	Sawn	
0 <sup>CH</sup>	0 <sup>CH</sup>	0	0	0 <sup>X</sup>	0	0	0	0	0	Ven	
1 <sup>C</sup>	0 <sup>CH</sup>	0 <sup>CH</sup>	0 <sup>CH</sup>	1 <sup>CI</sup>	6	8	8	12	12	Ply	
71	50				217	281				Logs	EU 28 (to 2019)
323	311				781	923				Sawn	
33	39				252	232				Ven	
444	472				857	859				Ply	
		57	44	43			317	964	1 544	Logs	EU 27 (from 2020)
		232	400	448			884	700	900	Sawn	
		36	46	32			230	274	251	Ven	
		377	378	362			487	596	640	Ply	
0 <sup>CH</sup>	0 <sup>CH</sup>	0 <sup>CH</sup>	0 <sup>C</sup>	0 <sup>CH</sup>	1	1	0	0	0	Logs	Austria
1 <sup>CI</sup>	1 <sup>CI</sup>	1 <sup>CI</sup>	1 <sup>CI</sup>	1 <sup>CI</sup>	7	4	4	4	3	Sawn	
2 <sup>CH</sup>	1 <sup>CI</sup>	1	0 <sup>R</sup>	0 <sup>CH</sup>	1	1	1	1	1	Ven	
2 <sup>CI</sup>	1 <sup>CI</sup>	0 <sup>R</sup>	0 <sup>R</sup>	1 <sup>CI</sup>	8	10	8	16	23	Ply	
34 <sup>CH</sup>	25	29 <sup>CH</sup>	21 <sup>CI</sup>	21 <sup>X</sup>	17	28	1	28	28	Logs	Belgium
179 <sup>CI</sup>	152 <sup>CI</sup>	122 <sup>CI</sup>	256 <sup>CI</sup>	265 <sup>CI</sup>	98	85	202	49	247	Sawn	
6 <sup>CI</sup>	4 <sup>CI</sup>	3 <sup>CI</sup>	4 <sup>CI</sup>	6 <sup>CI</sup>	6	9	7	8	9	Ven	
52 <sup>C</sup>	49 <sup>CI</sup>	48 <sup>C</sup>	65 <sup>CI</sup>	83 <sup>CI</sup>	45	51	55	51	16	Ply	
0	0	0 <sup>C</sup>	0 <sup>C</sup>	0 <sup>C</sup>	0	0	0	0	0	Logs	Bulgaria
0 <sup>CH</sup>	0 <sup>CH</sup>	0 <sup>CH</sup>	0 <sup>CH</sup>	0 <sup>CH</sup>	0	0	1	1	1	Sawn	
0 <sup>CH</sup>	0 <sup>CH</sup>	0 <sup>CH</sup>	0 <sup>CH</sup>	0 <sup>CH</sup>	0	0	-0	-0	-0	Ven	
5 <sup>CH</sup>	3 <sup>C</sup>	4 <sup>C</sup>	1 <sup>C</sup>	1 <sup>CI</sup>	1	4	3	5	4	Ply	
0	0 <sup>C</sup>	0 <sup>C</sup>	0 <sup>C</sup>	0 <sup>CH</sup>	0	0	0	0	1	Logs	Croatia
0 <sup>R</sup>	1	0 <sup>R</sup>	0 <sup>CH</sup>	0 <sup>CH</sup>	2	13	1	1	1	Sawn	
0 <sup>R</sup>	0 <sup>CH</sup>	0 <sup>I</sup>	0 <sup>CH</sup>	0 <sup>CH</sup>	0	0	0	0	-0	Ven	
0 <sup>CH</sup>	0 <sup>CH</sup>	0 <sup>CH</sup>	0 <sup>CH</sup>	1 <sup>CI</sup>	0	1	0	1	2	Ply	
0 <sup>CH</sup>	0 <sup>CH</sup>	0 <sup>CH</sup>	0 <sup>CH</sup>	0 <sup>CH</sup>	0	1	0	0	0	Logs	Cyprus
0 <sup>CH</sup>	0 <sup>CH</sup>	1 <sup>CH</sup>	0 <sup>CH</sup>	0 <sup>CH</sup>	2	5	1	2	3	Sawn	
0	0 <sup>CH</sup>	0 <sup>CH</sup>	0 <sup>CH</sup>	0 <sup>CH</sup>	0	0	0	0	0	Ven	
0 <sup>CH</sup>	0 <sup>CH</sup>	0 <sup>CH</sup>	0 <sup>CH</sup>	0 <sup>CH</sup>	1	1	1	1	3	Ply	
0 <sup>R</sup>	0	0 <sup>X</sup>	0 <sup>CH</sup>	0 <sup>CH</sup>	1	1	0	0	0	Logs	Czech Republic
1 <sup>CH</sup>	4 <sup>CH</sup>	2 <sup>CI</sup>	2 <sup>CH</sup>	3 <sup>CH</sup>	14	11	10	10	5	Sawn	
1 <sup>CH</sup>	1 <sup>CH</sup>	0 <sup>CH</sup>	1 <sup>CH</sup>	0 <sup>CH</sup>	5	3	3	2	3	Ven	
6	5	5	8 <sup>C</sup>	8 <sup>CI</sup>	3	5	1	5	20	Ply	
1 <sup>CH</sup>	1 <sup>CH</sup>	1 <sup>CH</sup>	1 <sup>CH</sup>	1 <sup>CI</sup>	3	2	2	2	0	Logs	Denmark
10 <sup>E2</sup>	8 <sup>E2</sup>	4 <sup>CH</sup>	2 <sup>CH</sup>	2 <sup>CH</sup>	38	77	88	47	37	Sawn	
0 <sup>CH</sup>	0 <sup>CH</sup>	1 <sup>CI</sup>	1 <sup>CI</sup>	0 <sup>CH</sup>	18	19	14	9	8	Ven	
1 <sup>CH</sup>	2 <sup>CH</sup>	1 <sup>I</sup>	1 <sup>I</sup>	4 <sup>CH</sup>	7	2	2	1	0	Ply	
0	0	0	0	0	0	0	0	0	0	Logs	Estonia
0 <sup>R</sup>	1	2	2	3 <sup>CI</sup>	0	2	2	3	1	Sawn	
0 <sup>CH</sup>	0 <sup>CH</sup>	0 <sup>R</sup>	0 <sup>R</sup>	0 <sup>R</sup>	0	0	0	0	0	Ven	
0 <sup>CH</sup>	1 <sup>CI</sup>	0 <sup>R</sup>	1	1	0	0	0	0	1	Ply	

**Table 1-1-b. Production, Trade and Consumption of Tropical Timber by ITTO Consumers (1000 m<sup>3</sup>)**

Country	Product	Production					Imports				
		2018	2019	2020	2021	2022	2018	2019	2020	2021	2022
Finland	Logs	0	0	0	0	0 <sup>x</sup>	0 <sup>x</sup>	0 <sup>cr</sup>	0 <sup>r</sup>	0 <sup>r</sup>	0 <sup>chr</sup>
	Sawn	0	0	0	0	0 <sup>x</sup>	2 <sup>c</sup>	3	4	5	4 <sup>ci</sup>
	Ven	0 <sup>ez</sup>	0 <sup>ez</sup>	0 <sup>ez</sup>	0 <sup>x</sup>	0 <sup>x</sup>	0 <sup>r</sup>	0 <sup>chr</sup>	1	3	1 <sup>ci</sup>
	Ply	0	0 <sup>ez</sup>	0	0	0 <sup>x</sup>	2 <sup>chr</sup>	1 <sup>chr</sup>	1	1	1 <sup>ci</sup>
France	Logs	69 <sup>*</sup>	70 <sup>i</sup>	57	60	60	54	47 <sup>ci</sup>	46 <sup>ci</sup>	46	44 <sup>ci</sup>
	Sawn	18	16	11	7	7	121	135	129	135	156 <sup>ci</sup>
	Ven	2 <sup>x</sup>	2 <sup>x</sup>	2 <sup>i</sup>	2 <sup>x</sup>	2 <sup>x</sup>	69	72 <sup>ci</sup>	79	86	83 <sup>ci</sup>
	Ply	116	116	105	105	105	136	126	91	100	105 <sup>ci</sup>
Germany	Logs	0	0	0	0	0 <sup>x</sup>	10 <sup>c</sup>	10 <sup>c</sup>	10	11	17 <sup>ci</sup>
	Sawn	1	2	1	2	2 <sup>x</sup>	75 <sup>c</sup>	76 <sup>ci</sup>	67 <sup>ci</sup>	74	80 <sup>ci</sup>
	Ven	1	1	1	2	2 <sup>x</sup>	10	8	8	10	5 <sup>ci</sup>
	Ply	0 <sup>r</sup>	0 <sup>r</sup>	0 <sup>r</sup>	0 <sup>r</sup>	0 <sup>rx</sup>	157	154	132	130	169 <sup>ci</sup>
Greece	Logs	0	0 <sup>ez</sup>	0 <sup>i</sup>	0 <sup>x</sup>	0 <sup>x</sup>	5 <sup>ci</sup>	5 <sup>c</sup>	3 <sup>c</sup>	5 <sup>c</sup>	5 <sup>ci</sup>
	Sawn	3 <sup>x</sup>	3 <sup>x</sup>	3 <sup>x</sup>	3 <sup>x</sup>	3 <sup>x</sup>	6 <sup>chr</sup>	7 <sup>chr</sup>	6 <sup>chr</sup>	4 <sup>chr</sup>	2 <sup>chr</sup>
	Ven	0 <sup>ez</sup>	0 <sup>x</sup>	0 <sup>x</sup>	0 <sup>x</sup>	0 <sup>x</sup>	16 <sup>ci</sup>	17 <sup>ci</sup>	17 <sup>ci</sup>	22 <sup>ci</sup>	18 <sup>ci</sup>
	Ply	21 <sup>x</sup>	21 <sup>x</sup>	21 <sup>x</sup>	21 <sup>x</sup>	21 <sup>x</sup>	6 <sup>chr</sup>	5	4	3	5 <sup>chr</sup>
Hungary	Logs	0	0	0	0 <sup>x</sup>	0 <sup>x</sup>	0 <sup>chr</sup>	0 <sup>chr</sup>	0 <sup>chr</sup>	0 <sup>chr</sup>	0 <sup>chr</sup>
	Sawn	0 <sup>ez</sup>	0 <sup>ez</sup>	0 <sup>x</sup>	0 <sup>x</sup>	0 <sup>x</sup>	1 <sup>chr</sup>	1 <sup>chr</sup>	1 <sup>chr</sup>	0 <sup>chr</sup>	0 <sup>chr</sup>
	Ven	1 <sup>x</sup>	1 <sup>x</sup>	1 <sup>x</sup>	1 <sup>x</sup>	1 <sup>x</sup>	1 <sup>ci</sup>	2 <sup>ci</sup>	3	2 <sup>ci</sup>	1 <sup>ci</sup>
	Ply	5 <sup>x</sup>	5 <sup>x</sup>	1 <sup>i</sup>	1 <sup>x</sup>	1 <sup>x</sup>	6 <sup>ci</sup>	9 <sup>c</sup>	11 <sup>ci</sup>	10 <sup>ci</sup>	9 <sup>ci</sup>
Ireland	Logs	0 <sup>ez</sup>	0 <sup>ez</sup>	0 <sup>i</sup>	0 <sup>x</sup>	0 <sup>x</sup>	9 <sup>c</sup>	3 <sup>c</sup>	1	1	3 <sup>ci</sup>
	Sawn	0 <sup>ez</sup>	0	0 <sup>ez</sup>	0 <sup>x</sup>	0 <sup>x</sup>	13	21 <sup>ci</sup>	14 <sup>ci</sup>	17 <sup>ci</sup>	14 <sup>ci</sup>
	Ven	0 <sup>ez</sup>	0	0 <sup>i</sup>	0 <sup>x</sup>	0 <sup>x</sup>	1 <sup>ci</sup>	1 <sup>ci</sup>	0 <sup>r</sup>	1	4 <sup>ci</sup>
	Ply	0 <sup>ez</sup>	0	0 <sup>i</sup>	0 <sup>x</sup>	0 <sup>x</sup>	31	31	21	11	5 <sup>ci</sup>
Italy	Logs	0	0	0 <sup>i</sup>	0 <sup>x</sup>	0 <sup>x</sup>	13 <sup>ci</sup>	31 <sup>ci</sup>	6 <sup>ci</sup>	6 <sup>ci</sup>	71 <sup>ci</sup>
	Sawn	3 <sup>ez</sup>	7	5	5 <sup>x</sup>	5 <sup>x</sup>	144 <sup>ci</sup>	145 <sup>c</sup>	115 <sup>ci</sup>	120 <sup>c</sup>	130 <sup>ci</sup>
	Ven	10 <sup>i</sup>	10 <sup>i</sup>	10 <sup>i</sup>	10 <sup>i</sup>	10 <sup>i</sup>	49 <sup>ci</sup>	53 <sup>ci</sup>	55 <sup>ci</sup>	85 <sup>ci</sup>	61 <sup>ci</sup>
	Ply	7 <sup>ez</sup>	20 <sup>i</sup>	20 <sup>x</sup>	30 <sup>i</sup>	30 <sup>x</sup>	57 <sup>ci</sup>	40	43 <sup>ci</sup>	51 <sup>ci</sup>	76 <sup>ci</sup>
Latvia	Logs	0	0	0	0	0 <sup>x</sup>	0 <sup>cr</sup>	0 <sup>cr</sup>	0 <sup>r</sup>	0	0 <sup>chr</sup>
	Sawn	0 <sup>ez</sup>	0	0	0	0 <sup>x</sup>	0 <sup>cr</sup>	0 <sup>cr</sup>	0 <sup>chr</sup>	0 <sup>cr</sup>	0 <sup>chr</sup>
	Ven	0 <sup>ez</sup>	0 <sup>x</sup>	0	0	0 <sup>x</sup>	0 <sup>chr</sup>	0 <sup>chr</sup>	0 <sup>chr</sup>	0 <sup>chr</sup>	0 <sup>chr</sup>
	Ply	0 <sup>ez</sup>	0 <sup>rx</sup>	0	0	0 <sup>x</sup>	0 <sup>cr</sup>	0 <sup>r</sup>	0 <sup>r</sup>	0 <sup>r</sup>	1 <sup>ci</sup>
Lithuania	Logs	0	0	0	0	0 <sup>x</sup>	0 <sup>chr</sup>	0 <sup>r</sup>	0 <sup>r</sup>	0 <sup>r</sup>	0 <sup>cr</sup>
	Sawn	0 <sup>ez</sup>	0	0	0	0 <sup>x</sup>	2	1	1	1	1 <sup>ci</sup>
	Ven	0 <sup>ez</sup>	0	0	0	0 <sup>x</sup>	0 <sup>r</sup>	0 <sup>r</sup>	0 <sup>r</sup>	0 <sup>r</sup>	0 <sup>chr</sup>
	Ply	0 <sup>ez</sup>	0	0	0	0 <sup>x</sup>	1	1	1	1	6 <sup>ci</sup>
Luxembourg	Logs	0	0	0	0	0 <sup>x</sup>	1 <sup>cr</sup>	0 <sup>chr</sup>	0 <sup>chr</sup>	1 <sup>cr</sup>	0 <sup>chr</sup>
	Sawn	0 <sup>ez</sup>	0 <sup>ez</sup>	0 <sup>ez</sup>	0 <sup>x</sup>	0 <sup>x</sup>	4 <sup>ci</sup>	4 <sup>chr</sup>	3 <sup>chr</sup>	3 <sup>chr</sup>	4 <sup>ci</sup>
	Ven	0 <sup>ez</sup>	0 <sup>ez</sup>	0 <sup>ez</sup>	0 <sup>x</sup>	0 <sup>x</sup>	0 <sup>chr</sup>	0 <sup>chr</sup>	0 <sup>chr</sup>	0 <sup>chr</sup>	0 <sup>chr</sup>
	Ply	0 <sup>ez</sup>	0 <sup>ez</sup>	0 <sup>ez</sup>	0 <sup>x</sup>	0 <sup>x</sup>	8 <sup>cr</sup>	6 <sup>chr</sup>	6 <sup>chr</sup>	7 <sup>chr</sup>	7 <sup>chr</sup>
Malta	Logs	0	0	0	0 <sup>x</sup>	0 <sup>x</sup>	0 <sup>chr</sup>	0 <sup>chr</sup>	0 <sup>chr</sup>	0 <sup>chr</sup>	0 <sup>chr</sup>
	Sawn	0	0	0	0 <sup>x</sup>	0 <sup>x</sup>	1 <sup>c</sup>	1 <sup>c</sup>	1 <sup>c</sup>	2 <sup>ci</sup>	2 <sup>ci</sup>
	Ven	0	0	0	0 <sup>x</sup>	0 <sup>x</sup>	0 <sup>r</sup>	0 <sup>chr</sup>	0 <sup>chr</sup>	0 <sup>chr</sup>	0 <sup>chr</sup>
	Ply	0	0	0	0 <sup>x</sup>	0 <sup>x</sup>	1 <sup>chr</sup>	3 <sup>ci</sup>	3 <sup>ci</sup>	1 <sup>chr</sup>	1 <sup>chr</sup>
Netherlands	Logs	0	0	0	0	0 <sup>x</sup>	24	20	14	15	13 <sup>ci</sup>
	Sawn	7	6	6	8	8 <sup>x</sup>	124 <sup>chr</sup>	181	164	159	200 <sup>ci</sup>
	Ven	0	0	0	0	0 <sup>x</sup>	10	6	13	11	4 <sup>ci</sup>
	Ply	0	0	0	0	0 <sup>x</sup>	118 <sup>ci</sup>	108 <sup>ci</sup>	109	149	127 <sup>ci</sup>
Poland	Logs	0	0	0	0	0	3 <sup>c</sup>	2 <sup>c</sup>	2	1	2
	Sawn	0 <sup>r</sup>	0	3	3	3	34 <sup>ci</sup>	34 <sup>ci</sup>	40 <sup>ci</sup>	66 <sup>ci</sup>	27 <sup>ci</sup>
	Ven	1	1	0 <sup>r</sup>	1	1	0 <sup>r</sup>	0 <sup>r</sup>	0 <sup>r</sup>	0 <sup>r</sup>	1
	Ply	3	3	2	3	3	5	4	3	4	4
Portugal	Logs	0	0	0	0	0	22	72	193	799 <sup>ci</sup>	1 312 <sup>ci</sup>
	Sawn	5 <sup>i</sup>	15	15	12	10	33	40 <sup>c</sup>	30 <sup>ci</sup>	36 <sup>c</sup>	39 <sup>ci</sup>
	Ven	1 <sup>ez</sup>	0	0	0	0	7	6	6 <sup>ci</sup>	3 <sup>ci</sup>	3 <sup>ci</sup>
	Ply	0 <sup>ez</sup>	67	66	95	50	3	3	9	4	7 <sup>ci</sup>
Romania	Logs	0	0	0	0	0 <sup>x</sup>	0 <sup>r</sup>	0 <sup>chr</sup>	0 <sup>r</sup>	0 <sup>r</sup>	0 <sup>chr</sup>
	Sawn	0	0	0	0	0 <sup>x</sup>	2	2 <sup>ci</sup>	2	3	2 <sup>ci</sup>
	Ven	0	0	0	0	0 <sup>x</sup>	8 <sup>ci</sup>	9 <sup>ci</sup>	7 <sup>ci</sup>	9 <sup>ci</sup>	9 <sup>ci</sup>
	Ply	12 <sup>x</sup>	12 <sup>x</sup>	12 <sup>x</sup>	12 <sup>x</sup>	12 <sup>x</sup>	1	1 <sup>ci</sup>	1	1 <sup>ci</sup>	5 <sup>ci</sup>
Slovakia	Logs	0	0	0	0	0 <sup>x</sup>	0 <sup>chr</sup>	0 <sup>chr</sup>	0 <sup>r</sup>	0 <sup>r</sup>	0 <sup>chr</sup>
	Sawn	0	0	0	0	0 <sup>x</sup>	0 <sup>r</sup>	1 <sup>c</sup>	0 <sup>r</sup>	0 <sup>r</sup>	0 <sup>chr</sup>
	Ven	0	0	0	0	0 <sup>x</sup>	5	5 <sup>ci</sup>	4	5	5 <sup>ci</sup>
	Ply	0	0	0	0	0 <sup>x</sup>	2	1	1	2	5 <sup>ci</sup>
Slovenia	Logs	0 <sup>ez</sup>	0	0	0	0 <sup>x</sup>	1	1	1	1	1 <sup>ci</sup>
	Sawn	0	0	0	0	0 <sup>x</sup>	2	2	2	3	3 <sup>ci</sup>
	Ven	1	1	1	1	1 <sup>x</sup>	0 <sup>r</sup>	0 <sup>r</sup>	0 <sup>r</sup>	0 <sup>r</sup>	0 <sup>chr</sup>
	Ply	0 <sup>ez</sup>	0 <sup>ez</sup>	0	0	0 <sup>x</sup>	14	14	16	20	18 <sup>ci</sup>
Spain	Logs	0	0 <sup>x</sup>	0 <sup>x</sup>	0 <sup>x</sup>	0 <sup>x</sup>	12 <sup>chr</sup>	8 <sup>chr</sup>	7	7	6 <sup>ci</sup>
	Sawn	2	3	2	2	2 <sup>x</sup>	56	65	46	47	70 <sup>ci</sup>
	Ven	4	3	4	5	5 <sup>x</sup>	46	32	22	36	38 <sup>ci</sup>
	Ply	94	61	46	49	49 <sup>x</sup>	6	4	3	2	7 <sup>ci</sup>
Sweden	Logs	0 <sup>ez</sup>	0 <sup>ez</sup>	0	0	0 <sup>x</sup>	0 <sup>r</sup>	0 <sup>r</sup>	0 <sup>r</sup>	0 <sup>r</sup>	0 <sup>chr</sup>
	Sawn	0 <sup>ez</sup>	0	0 <sup>ez</sup>	0 <sup>x</sup>	0 <sup>x</sup>	1	1	1	1	1 <sup>ci</sup>
	Ven	0 <sup>icp</sup>	0 <sup>x</sup>	0 <sup>x</sup>	0 <sup>x</sup>	0 <sup>x</sup>	1	1	1	1	1 <sup>ci</sup>
	Ply	0 <sup>ez</sup>	0 <sup>ez</sup>	0 <sup>x</sup>	0 <sup>x</sup>	0 <sup>x</sup>	10	8	9 <sup>ci</sup>	5 <sup>ci</sup>	7 <sup>ci</sup>



Exports					Domestic Consumption					Product	Country	
2018	2019	2020	2021	2022	2018	2019	2020	2021	2022			
0	0 <sup>c</sup>	0 <sup>c</sup>	0 <sup>c</sup>	0 <sup>c</sup>	0	0	0	0	0	0	Logs	Finland
2 <sup>ci</sup>	2 <sup>c</sup>	3	4	2 <sup>ci</sup>	1	1	1	1	2	2	Sawn	
0 <sup>ch</sup>	0 <sup>ch</sup>	0 <sup>ch</sup>	0 <sup>ch</sup>	0 <sup>ch</sup>	0	0	0	1	3	1	Ven	
0 <sup>ch</sup>	0 <sup>ch</sup>	0 <sup>r</sup>	0 <sup>r</sup>	0 <sup>ch</sup>	2	1	1	1	1	1	Ply	
3 <sup>c</sup>	3 <sup>c</sup>	3	2	2 <sup>ci</sup>	120	115	100	104	101	101	Logs	France
6	5	3	5	3 <sup>ci</sup>	133	146	137	137	160	160	Sawn	
1	0 <sup>ch</sup>	0 <sup>ch</sup>	0 <sup>ch</sup>	0 <sup>ch</sup>	70	74	80	88	85	85	Ven	
87 <sup>ci</sup>	112 <sup>ci</sup>	101 <sup>ci</sup>	63	56 <sup>ci</sup>	165	130	95	142	154	154	Ply	
5	4 <sup>ci</sup>	5	5	4 <sup>ci</sup>	5	6	5	7	12	12	Logs	Germany
36	33	31	37	50 <sup>ci</sup>	39	45	37	39	31	31	Sawn	
3	3	2	2	1 <sup>ci</sup>	8	7	8	9	5	5	Ven	
45	41	37	38	54 <sup>ci</sup>	112	114	95	93	115	115	Ply	
0 <sup>ch</sup>	0 <sup>ch</sup>	0 <sup>ch</sup>	0 <sup>ch</sup>	0 <sup>ch</sup>	5	5	3	5	4	4	Logs	Greece
1 <sup>ch</sup>	3 <sup>ch</sup>	1 <sup>c</sup>	1 <sup>c</sup>	1 <sup>c</sup>	8	7	7	6	4	4	Sawn	
1 <sup>ci</sup>	1 <sup>ch</sup>	1 <sup>ch</sup>	1 <sup>ch</sup>	0 <sup>ch</sup>	15	16	15	21	18	18	Ven	
16 <sup>c</sup>	21 <sup>c</sup>	18 <sup>c</sup>	17 <sup>ch</sup>	17 <sup>ch</sup>	11	6	7	7	9	9	Ply	
0 <sup>ch</sup>	0 <sup>ch</sup>	0	0 <sup>ch</sup>	0 <sup>ch</sup>	0	-0	0	0	0	0	Logs	Hungary
0 <sup>ch</sup>	1 <sup>ch</sup>	0 <sup>ch</sup>	0 <sup>ch</sup>	0 <sup>ch</sup>	1	0	1	0	0	0	Sawn	
2 <sup>ci</sup>	2 <sup>ci</sup>	2 <sup>ci</sup>	2 <sup>ci</sup>	2 <sup>ci</sup>	0	1	2	1	0	0	Ven	
8 <sup>c</sup>	9 <sup>c</sup>	9 <sup>c</sup>	11 <sup>c</sup>	7 <sup>ci</sup>	3	5	3	0	3	3	Ply	
0 <sup>ch</sup>	0 <sup>ch</sup>	0 <sup>ch</sup>	0 <sup>ch</sup>	0 <sup>ch</sup>	8	3	1	1	3	3	Logs	Ireland
2 <sup>ci</sup>	2 <sup>c</sup>	0 <sup>r</sup>	0 <sup>r</sup>	0 <sup>ch</sup>	11	20	14	17	14	14	Sawn	
1 <sup>ch</sup>	0 <sup>ch</sup>	0 <sup>ch</sup>	0 <sup>ch</sup>	0 <sup>ch</sup>	0	1	0	1	4	4	Ven	
0 <sup>ch</sup>	0 <sup>ch</sup>	0 <sup>r</sup>	0 <sup>r</sup>	0 <sup>ch</sup>	30	30	21	11	5	5	Ply	
3 <sup>ci</sup>	2 <sup>ci</sup>	3	2	2 <sup>ci</sup>	10	29	3	4	69	69	Logs	Italy
15 <sup>c</sup>	20 <sup>ci</sup>	12 <sup>ci</sup>	11 <sup>ci</sup>	13 <sup>ci</sup>	132	131	107	114	122	122	Sawn	
7 <sup>ci</sup>	16 <sup>ch</sup>	14 <sup>ch</sup>	17 <sup>ch</sup>	9 <sup>ch</sup>	52	47	51	78	62	62	Ven	
51 <sup>c</sup>	53 <sup>c</sup>	52 <sup>c</sup>	55 <sup>c</sup>	37 <sup>ci</sup>	12	7	11	26	69	69	Ply	
0 <sup>i</sup>	0 <sup>c</sup>	0 <sup>c</sup>	0 <sup>ch</sup>	0 <sup>c</sup>	0	0	0	-0	0	0	Logs	Latvia
0 <sup>ch</sup>	0 <sup>c</sup>	0 <sup>ch</sup>	0 <sup>ch</sup>	0 <sup>ch</sup>	0	0	0	0	0	0	Sawn	
0 <sup>ch</sup>	0 <sup>c</sup>	0	0	0 <sup>ch</sup>	0	0	0	0	0	0	Ven	
0 <sup>ch</sup>	0 <sup>ch</sup>	0 <sup>r</sup>	0 <sup>r</sup>	0 <sup>ch</sup>	1	0	0	0	1	1	Ply	
0 <sup>r</sup>	0 <sup>c</sup>	0	0	0 <sup>c</sup>	0	0	0	0	0	0	Logs	Lithuania
1	1 <sup>ch</sup>	1	0 <sup>r</sup>	0 <sup>ch</sup>	1	0	0	1	1	1	Sawn	
0 <sup>ch</sup>	0 <sup>ch</sup>	0 <sup>r</sup>	0 <sup>r</sup>	0 <sup>ch</sup>	0	0	0	0	0	0	Ven	
0 <sup>r</sup>	0 <sup>r</sup>	0 <sup>r</sup>	0 <sup>r</sup>	0 <sup>ch</sup>	1	1	1	1	5	5	Ply	
0 <sup>es</sup>	0 <sup>es</sup>	0 <sup>c</sup>	0 <sup>c</sup>	0 <sup>x</sup>	1	0	0	1	0	0	Logs	Luxembourg
0 <sup>ch</sup>	0 <sup>ch</sup>	1 <sup>ch</sup>	0 <sup>ch</sup>	0 <sup>ch</sup>	4	3	3	3	4	4	Sawn	
0 <sup>ch</sup>	0 <sup>c</sup>	0	0 <sup>ch</sup>	0 <sup>ch</sup>	0	0	0	0	0	0	Ven	
1 <sup>ch</sup>	0 <sup>ch</sup>	1 <sup>ch</sup>	1 <sup>ch</sup>	0 <sup>ch</sup>	6	6	5	6	7	7	Ply	
0	0 <sup>ch</sup>	0 <sup>ch</sup>	0 <sup>ch</sup>	0 <sup>c</sup>	0	0	0	0	0	0	Logs	Malta
0 <sup>ch</sup>	0 <sup>ch</sup>	0 <sup>ch</sup>	0 <sup>ch</sup>	0 <sup>ch</sup>	1	1	1	0	1	1	Sawn	
0	0	0	0 <sup>ch</sup>	0 <sup>ch</sup>	0	0	0	0	0	0	Ven	
0 <sup>ch</sup>	0 <sup>ch</sup>	0 <sup>ch</sup>	0 <sup>ch</sup>	0 <sup>ch</sup>	1	3	3	1	1	1	Ply	
9	6	10	6	6 <sup>x</sup>	15	13	3	9	6	6	Logs	Netherlands
50 <sup>ci</sup>	47 <sup>ci</sup>	29	23	48 <sup>ci</sup>	80	140	141	143	159	159	Sawn	
0 <sup>r</sup>	1 <sup>ch</sup>	2 <sup>ch</sup>	5 <sup>ch</sup>	2 <sup>ch</sup>	9	5	11	6	2	2	Ven	
54 <sup>ci</sup>	61 <sup>ci</sup>	46 <sup>ci</sup>	63 <sup>ci</sup>	36 <sup>ci</sup>	64	48	63	86	90	90	Ply	
0 <sup>r</sup>	0 <sup>ch</sup>	0 <sup>ch</sup>	0 <sup>ch</sup>	0 <sup>ch</sup>	3	2	1	1	2	2	Logs	Poland
2	2	3	4	3	32	32	39	65	27	27	Sawn	
0 <sup>r</sup>	0 <sup>r</sup>	0 <sup>r</sup>	0 <sup>r</sup>	1	1	1	0	1	1	1	Ven	
0 <sup>r</sup>	0 <sup>r</sup>	1	0 <sup>r</sup>	1	8	7	4	6	6	6	Ply	
12 <sup>c</sup>	6 <sup>c</sup>	5	6	4 <sup>ci</sup>	10	66	188	793	1 308	1 308	Logs	Portugal
7 <sup>ci</sup>	19 <sup>c</sup>	10	43	43	31	36	35	5	7	7	Sawn	
4 <sup>es</sup>	4 <sup>es</sup>	2 <sup>ci</sup>	3 <sup>ci</sup>	2 <sup>ci</sup>	5	2	4	0	1	1	Ven	
1	1 <sup>ci</sup>	4	3	3	2	69	71	97	54	54	Ply	
0 <sup>r</sup>	0 <sup>ch</sup>	0 <sup>r</sup>	0 <sup>r</sup>	0 <sup>ch</sup>	0	0	0	0	0	0	Logs	Romania
0 <sup>r</sup>	0 <sup>ch</sup>	0 <sup>r</sup>	0 <sup>r</sup>	0 <sup>ch</sup>	2	2	2	3	2	2	Sawn	
0 <sup>r</sup>	0 <sup>r</sup>	0 <sup>r</sup>	0 <sup>r</sup>	1 <sup>ci</sup>	8	8	7	9	8	8	Ven	
5 <sup>ch</sup>	5 <sup>ch</sup>	6 <sup>ch</sup>	5 <sup>ch</sup>	5 <sup>x</sup>	8	8	7	8	12	12	Ply	
0 <sup>ch</sup>	0 <sup>ch</sup>	0 <sup>r</sup>	0 <sup>ch</sup>	0 <sup>ch</sup>	0	0	-0	0	0	0	Logs	Slovakia
0 <sup>ch</sup>	0 <sup>r</sup>	0 <sup>c</sup>	0 <sup>ch</sup>	0 <sup>ch</sup>	0	1	0	0	-0	-0	Sawn	
0 <sup>r</sup>	0 <sup>r</sup>	1	2	0 <sup>ch</sup>	5	4	3	2	5	5	Ven	
0 <sup>r</sup>	0 <sup>r</sup>	0 <sup>r</sup>	0 <sup>r</sup>	0 <sup>ch</sup>	2	1	1	2	5	5	Ply	
0 <sup>r</sup>	0 <sup>ch</sup>	0 <sup>r</sup>	0 <sup>r</sup>	0 <sup>ch</sup>	1	1	1	1	1	1	Logs	Slovenia
1	1	0 <sup>r</sup>	0 <sup>r</sup>	1 <sup>ci</sup>	2	1	2	2	2	2	Sawn	
1	1	1	1	1 <sup>ci</sup>	0	0	1	1	1	1	Ven	
0 <sup>r</sup>	0 <sup>r</sup>	0 <sup>r</sup>	0 <sup>r</sup>	2 <sup>ci</sup>	14	13	16	20	17	17	Ply	
2 <sup>c</sup>	0 <sup>ch</sup>	0 <sup>r</sup>	0 <sup>r</sup>	0 <sup>ch</sup>	10	8	7	7	5	5	Logs	Spain
6	5	4	5	7 <sup>ci</sup>	52	63	44	44	65	65	Sawn	
4	6	5	6	6 <sup>ci</sup>	46	30	20	34	37	37	Ven	
52	59	43	45	45 <sup>x</sup>	48	6	5	6	11	11	Ply	
0 <sup>ch</sup>	0 <sup>ch</sup>	0 <sup>ch</sup>	0 <sup>ch</sup>	0 <sup>ch</sup>	0	0	0	0	0	0	Logs	Sweden
0 <sup>r</sup>	0 <sup>r</sup>	0 <sup>r</sup>	0 <sup>ch</sup>	0 <sup>ch</sup>	1	1	1	1	1	1	Sawn	
0 <sup>r</sup>	0 <sup>r</sup>	0 <sup>r</sup>	0 <sup>r</sup>	0 <sup>ch</sup>	1	1	1	1	1	1	Ven	
1	2	1	2	0 <sup>ch</sup>	9	7	8	3	7	7	Ply	

**Table 1-1-b. Production, Trade and Consumption of Tropical Timber by ITTO Consumers (1000 m<sup>3</sup>)**

Country	Product	Production					Imports				
		2018	2019	2020	2021	2022	2018	2019	2020	2021	2022
U.K.	Logs	0	0				8 <sup>CH</sup>	3 <sup>CH</sup>			
	Sawn	0	0				90	98			
	Ven	0	0				2	2 <sup>CI</sup>			
	Ply	0	0				345 <sup>CI</sup>	369 <sup>CI</sup>			
Europe Non-EU	Logs	0	0	0	0	0	1	0	5	2	2
	Sawn	0	0	0	0	0	9	10	80	115	123
	Ven	0	0	0	0	0	1	0	2	1	1
	Ply	0	0	0	0	0	18	19	225	232	180
Albania	Logs	0 <sup>X</sup>	0 <sup>X</sup>	0 <sup>I</sup>	0 <sup>X</sup>	0 <sup>X</sup>	0 <sup>ES</sup>	0 <sup>C</sup>	0 <sup>CHR</sup>	0 <sup>CHR</sup>	0 <sup>CB</sup>
	Sawn	0 <sup>ES</sup>	0 <sup>I</sup>	0 <sup>I</sup>	0 <sup>X</sup>	0 <sup>X</sup>	0 <sup>CHR</sup>	1 <sup>CHR</sup>	0 <sup>CHR</sup>	0 <sup>CHR</sup>	0 <sup>CHR</sup>
	Ven	0	0	0	0	0 <sup>X</sup>	0 <sup>CHR</sup>	0 <sup>CHR</sup>	0 <sup>CHR</sup>	0 <sup>CHR</sup>	0 <sup>CHR</sup>
	Ply	0	0	0	0	0 <sup>X</sup>	1 <sup>CB</sup>	0 <sup>CHR</sup>	0 <sup>CHR</sup>	0 <sup>CHR</sup>	1 <sup>CHR</sup>
Norway	Logs	0	0	0	0	0 <sup>X</sup>	1 <sup>CH</sup>	0 <sup>R</sup>	0 <sup>CK</sup>	0 <sup>CK</sup>	0 <sup>CK</sup>
	Sawn	0 <sup>ES</sup>	0	0	0	0 <sup>X</sup>	2	2	2	4 <sup>C</sup>	4 <sup>C</sup>
	Ven	0 <sup>ES</sup>	0 <sup>X</sup>	0 <sup>X</sup>	0 <sup>X</sup>	0 <sup>X</sup>	0 <sup>CHR</sup>	0 <sup>R</sup>	0 <sup>CHR</sup>	0 <sup>CHR</sup>	0 <sup>CHR</sup>
	Ply	0 <sup>ES</sup>	0 <sup>X</sup>	0 <sup>X</sup>	0 <sup>X</sup>	0 <sup>X</sup>	15	16	9	6	10 <sup>CI</sup>
Switzerland	Logs	0	0	0	0	0 <sup>X</sup>	0 <sup>R</sup>	0 <sup>R</sup>	0 <sup>R</sup>	0 <sup>CHR</sup>	1 <sup>CHR</sup>
	Sawn	0 <sup>X</sup>	0 <sup>X</sup>	0 <sup>X</sup>	0 <sup>X</sup>	0 <sup>X</sup>	7	7	7	6	5 <sup>CI</sup>
	Ven	0 <sup>EP</sup>	0 <sup>EP</sup>	0	0	0 <sup>X</sup>	1	0 <sup>R</sup>	0 <sup>R</sup>	0 <sup>R</sup>	0 <sup>CI</sup>
	Ply	0 <sup>EP</sup>	0 <sup>EP</sup>	0	0	0 <sup>X</sup>	3	3	3	2	5 <sup>CI</sup>
U.K.	Logs			0	0	0 <sup>X</sup>			5 <sup>CB</sup>	1 <sup>CB</sup>	1 <sup>CHR</sup>
	Sawn			0	0	0 <sup>X</sup>			71	107 <sup>C</sup>	114 <sup>CI</sup>
	Ven			0	0	0 <sup>X</sup>			2	0 <sup>CHR</sup>	1 <sup>CI</sup>
	Ply			0	0	0 <sup>X</sup>			214	223	164 <sup>CI</sup>
U.S.A.	Logs	0	0	0	0	0	27	27	29	14	4
	Sawn	0	0	0	0	0	365	302	205	284	142
	Ven	0 <sup>EI</sup>	0	0	2 <sup>I</sup>	2 <sup>X</sup>	32 <sup>CI</sup>	20 <sup>CI</sup>	10	8	12 <sup>CI</sup>
	Ply	0	0	0	0	0 <sup>X</sup>	1 057 <sup>CI</sup>	1 603 <sup>CI</sup>	1 929 <sup>CI</sup>	2 602 <sup>CI</sup>	1 835 <sup>CI</sup>
Consumers Total	Logs	14 208	14 219	14 196	14 119	14 119	12 107	10 320	9 302	9 141	7 975
	Sawn	15 204	15 199	15 177	15 179	15 177	8 705	7 951	8 267	7 787	8 293
	Ven	823	821	672	679	684	1 201	1 376	1 661	3 464	2 525
	Ply	27 919	27 973	27 917	27 961	27 935	5 562	5 667	5 450	6 317	5 399
ITTO Total	Logs	291 419	295 284	283 648	279 073	280 571	16 636	14 638	12 274	12 174	10 601
	Sawn	68 437	68 464	66 622	66 394	66 704	10 666	9 885	10 009	9 876	10 475
	Ven	6 136	6 563	6 109	8 136	8 228	1 573	1 782	1 971	3 943	2 975
	Ply	46 756	47 211	47 361	49 190	48 363	6 604	6 848	6 460	7 586	6 668
Rest of the world	Logs	45 490	44 405	42 973	43 033	43 344	208	225	185	193	203
	Sawn	4 797	4 855	4 760	4 959	5 109	1 100	1 141	1 088	1 028	945
	Ven	256	288	302	362	389	69	70	83	95	78
	Ply	405	454	513	565	575	1 018	918	921	1 022	1 011
World	Logs	336 909	339 690	326 621	322 106	323 915	16 845	14 863	12 459	12 367	10 804
	Sawn	73 234	73 319	71 382	71 353	71 813	11 766	11 026	11 097	10 904	11 420
	Ven	6 392	6 851	6 410	8 498	8 617	1 642	1 852	2 054	4 038	3 053
	Ply	47 161	47 665	47 875	49 755	48 938	7 622	7 766	7 382	8 608	7 680

Exports					Domestic Consumption					Product	Country
2018	2019	2020	2021	2022	2018	2019	2020	2021	2022		
1 <sup>CH</sup>	2 <sup>CH</sup>				7	1				Logs	U.K.
3	4				86	94				Sawn	
0 <sup>R</sup>	0 <sup>R</sup>				2	2				Ven	
54 <sup>CI</sup>	48				291	321				Ply	
0	0	1	1	1	0	0	4	1	2	Logs	
1	1	5	5	3	8	9	76	110	120	Sawn	Europe
0	0	0	0	0	1	0	2	0	1	Ven	Non-EU
1	1	50	32	25	17	18	176	200	155	Ply	
0 <sup>ES</sup>	0 <sup>CR</sup>	0 <sup>CB</sup>	0 <sup>X</sup>	0 <sup>X</sup>	0	0	0	0	0	Logs	Albania
0 <sup>CHR</sup>	0 <sup>CHR</sup>	0 <sup>CHR</sup>	0 <sup>CHR</sup>	0 <sup>CHR</sup>	0	1	0	0	0	Sawn	
0 <sup>CHR</sup>	0 <sup>CHR</sup>	0 <sup>CB</sup>	0 <sup>CHR</sup>	0 <sup>CHR</sup>	0	0	0	0	0	Ven	
0 <sup>CHR</sup>	0 <sup>CHR</sup>	0 <sup>CHR</sup>	0 <sup>CHR</sup>	0 <sup>CB</sup>	1	-0	0	0	1	Ply	
0 <sup>R</sup>	0 <sup>CR</sup>	0 <sup>CHR</sup>	0 <sup>C</sup>	0 <sup>CR</sup>	0	0	0	0	0	Logs	Norway
1	0 <sup>R</sup>	0 <sup>R</sup>	2	0 <sup>CHR</sup>	1	1	2	0	4	Sawn	
0 <sup>CHR</sup>	0 <sup>CR</sup>	0 <sup>CHR</sup>	0 <sup>CHR</sup>	0 <sup>CHR</sup>	0	0	-0	-0	-0	Ven	
1 <sup>CHR</sup>	0 <sup>CHR</sup>	1 <sup>CHR</sup>	1 <sup>CHR</sup>	0 <sup>CHR</sup>	14	15	8	5	9	Ply	
0 <sup>C</sup>	0 <sup>CHR</sup>	0 <sup>CHR</sup>	0 <sup>CHR</sup>	0 <sup>CR</sup>	0	0	0	0	1	Logs	Switzerland
0 <sup>CHR</sup>	0 <sup>R</sup>	0 <sup>R</sup>	0 <sup>R</sup>	0 <sup>CHR</sup>	7	7	7	6	5	Sawn	
0 <sup>R</sup>	0 <sup>R</sup>	0 <sup>R</sup>	0 <sup>R</sup>	0 <sup>CHR</sup>	1	0	0	0	0	Ven	
0 <sup>CHR</sup>	0 <sup>CR</sup>	0 <sup>CR</sup>	0 <sup>CHR</sup>	0 <sup>CR</sup>	3	3	3	2	5	Ply	
		1 <sup>CHR</sup>	1 <sup>CHR</sup>	0 <sup>CHR</sup>			4	1	1	Logs	U.K.
		5	3	3 <sup>CI</sup>			67	104	111	Sawn	
		0 <sup>R</sup>	0 <sup>R</sup>	0 <sup>CHR</sup>			2	0	1	Ven	
		48	31	24 <sup>CI</sup>			165	192	140	Ply	
22	7	9	6	0	5	21	20	8	3	Logs	
43	53	46	39	13	322	249	159	244	130	Sawn	U.S.A.
5	17	9	9	3	27	3	1	1	11	Ven	
16	23	23	21	27	1 041	1 580	1 906	2 581	1 807	Ply	
22	7 <sup>C</sup>	9 <sup>C</sup>	6 <sup>C</sup>	0 <sup>CHR</sup>	5	21	20	8	3	Logs	U.S.A.
43 <sup>C</sup>	53	46	39	13 <sup>CI</sup>	322	249	159	244	130	Sawn	
5 <sup>CI</sup>	17 <sup>CI</sup>	9	9	3 <sup>CI</sup>	27	3	1	1	11	Ven	
16 <sup>C</sup>	23	23	21	27 <sup>CI</sup>	1 041	1 580	1 906	2 581	1 807	Ply	
257	218	177	68	110	26 059	24 321	23 320	23 192	21 983	Logs	
394	381	295	467	474	23 516	22 769	23 149	22 499	22 996	Sawn	Consumers
54	76	60	81	53	1 970	2 121	2 273	4 062	3 156	Ven	Total
1 156	1 132	1 006	1 008	913	32 325	32 507	32 361	33 270	32 421	Ply	
11 984	10 976	8 998	9 515	10 137	296 072	298 946	286 924	281 731	281 034	Logs	
12 038	11 189	10 400	10 650	10 241	67 065	67 160	66 231	65 620	66 939	Sawn	ITTO Total
1 544	1 762	1 891	3 716	2 532	6 165	6 582	6 189	8 363	8 671	Ven	
7 742	7 575	7 537	8 790	7 336	45 619	46 484	46 284	47 986	47 695	Ply	
5 844	3 639	2 569	2 502	2 574	39 854	40 992	40 589	40 724	40 973	Logs	
658	542	516	818	755	5 239	5 454	5 332	5 169	5 298	Sawn	Rest of the world
40	58	70	126	144	285	300	315	330	323	Ven	
161	187	187	307	305	1 262	1 185	1 248	1 280	1 282	Ply	
17 827	14 615	11 567	12 018	12 712	335 927	339 938	327 513	322 455	322 007	Logs	
12 696	11 731	10 916	11 468	10 997	72 305	72 614	71 563	70 789	72 237	Sawn	World
1 584	1 820	1 961	3 842	2 676	6 450	6 882	6 504	8 693	8 994	Ven	
7 903	7 762	7 724	9 097	7 641	46 880	47 669	47 533	49 267	48 977	Ply	

**Table 1-1-c. Production, Trade and Consumption of All Timber by ITTO Producers (1000 m<sup>3</sup>)**

Country	Product	Species	Production					Imports				
			2018	2019	2020	2021	2022	2018	2019	2020	2021	2022
Africa	Logs	All	24 628	25 595	24 466	25 672	25 595	110	159	110	109	92
		C	389	399	407	418	418	99	115	82	52	40
		NC	24 239	25 196	24 058	25 253	25 176	10	43	28	57	52
	Sawn	All	5 190	5 686	5 495	5 235	5 466	43	140	126	134	160
		C	108	108	110	111	111	35	133	101	114	153
		NC	5 082	5 578	5 384	5 124	5 355	8	8	25	19	7
	Ven	All	1 071	1 291	1 032	1 131	1 155	3	4	2	2	1
		C	23	24	24	30	30	1	0	0	1	0
		NC	1 047	1 267	1 008	1 101	1 125	2	4	1	1	0
	Ply	All	429	461	467	500	511	70	88	107	133	83
		C	30	30	29	29	29	10	14	7	11	4
		NC	400	431	438	471	482	60	74	101	122	79
Angola	Logs	All	1 251 <sup>1</sup>	1 251 <sup>1</sup>	1 151 <sup>1</sup>	1 152 <sup>1</sup>	1 152 <sup>2</sup>	0 <sup>00</sup>	0 <sup>00</sup>	2 <sup>1</sup>	0 <sup>00</sup>	0 <sup>00</sup>
		C	1 <sup>x</sup>	1 <sup>x</sup>	1 <sup>00</sup>	2 <sup>1</sup>	2 <sup>x</sup>	0 <sup>00</sup>	0 <sup>00</sup>	1 <sup>00</sup>	0 <sup>00</sup>	0 <sup>00</sup>
		NC	1 250 <sup>00</sup>	1 250 <sup>0</sup>	1 150 <sup>1</sup>	1 150 <sup>x</sup>	1 150 <sup>x</sup>	0 <sup>000</sup>	0 <sup>000</sup>	0 <sup>000</sup>	0 <sup>000</sup>	0 <sup>000</sup>
	Sawn	All	20 <sup>1</sup>	50 <sup>1</sup>	30 <sup>1</sup>	46 <sup>1</sup>	46 <sup>x</sup>	1 <sup>1</sup>	1 <sup>1</sup>	0 <sup>00</sup>	1 <sup>00</sup>	0 <sup>00</sup>
		C	0 <sup>00</sup>	0 <sup>00</sup>	0 <sup>00</sup>	1 <sup>1</sup>	1 <sup>x</sup>	0 <sup>000</sup>	0 <sup>000</sup>	0 <sup>000</sup>	1 <sup>00</sup>	0 <sup>000</sup>
		NC	20 <sup>1</sup>	50 <sup>1</sup>	30 <sup>1</sup>	45 <sup>1</sup>	45 <sup>x</sup>	1 <sup>000</sup>	0 <sup>000</sup>	0 <sup>000</sup>	0 <sup>000</sup>	0 <sup>000</sup>
	Ven	All	3 <sup>x</sup>	3 <sup>x</sup>	3 <sup>1</sup>	3 <sup>x</sup>	3 <sup>x</sup>	0 <sup>00</sup>	0 <sup>00</sup>	0 <sup>00</sup>	0 <sup>00</sup>	0 <sup>00</sup>
		C	0 <sup>x</sup>	0 <sup>x</sup>	0 <sup>1</sup>	0 <sup>x</sup>	0 <sup>x</sup>	0 <sup>00</sup>	0 <sup>000</sup>	0 <sup>000</sup>	0 <sup>000</sup>	0 <sup>00</sup>
		NC	3 <sup>x</sup>	3 <sup>x</sup>	3 <sup>1</sup>	3 <sup>x</sup>	3 <sup>x</sup>	0 <sup>000</sup>	0 <sup>000</sup>	0 <sup>000</sup>	0 <sup>000</sup>	0 <sup>000</sup>
	Ply	All	10 <sup>x</sup>	10 <sup>x</sup>	10 <sup>1</sup>	10 <sup>x</sup>	10 <sup>x</sup>	9 <sup>1</sup>	11 <sup>1</sup>	6 <sup>1</sup>	10 <sup>1</sup>	10 <sup>1</sup>
		C	0 <sup>x</sup>	0 <sup>x</sup>	0 <sup>1</sup>	0 <sup>x</sup>	0 <sup>x</sup>	3 <sup>00</sup>	4 <sup>00</sup>	0 <sup>000</sup>	1 <sup>000</sup>	0 <sup>000</sup>
		NC	10 <sup>x</sup>	10 <sup>x</sup>	10 <sup>1</sup>	10 <sup>x</sup>	10 <sup>x</sup>	5 <sup>000</sup>	7 <sup>000</sup>	5 <sup>000</sup>	9 <sup>000</sup>	9 <sup>000</sup>
Benin	Logs	All	438 <sup>1</sup>	508 <sup>1</sup>	428 <sup>1</sup>	428 <sup>x</sup>	428 <sup>x</sup>	0 <sup>00</sup>	1 <sup>1</sup>	2 <sup>1</sup>	1 <sup>1</sup>	0 <sup>00</sup>
		C	8 <sup>1</sup>	8 <sup>x</sup>	8 <sup>1</sup>	8 <sup>x</sup>	8 <sup>x</sup>	0 <sup>000</sup>	1 <sup>00</sup>	1 <sup>000</sup>	0 <sup>000</sup>	0 <sup>000</sup>
		NC	430 <sup>1</sup>	500 <sup>1</sup>	420 <sup>1</sup>	420 <sup>x</sup>	420 <sup>x</sup>	0 <sup>000</sup>	0 <sup>00</sup>	1 <sup>000</sup>	0 <sup>000</sup>	0 <sup>000</sup>
	Sawn	All	134 <sup>1</sup>	184 <sup>1</sup>	154 <sup>1</sup>	154 <sup>1</sup>	154 <sup>x</sup>	0 <sup>00</sup>	0 <sup>00</sup>	0 <sup>00</sup>	0 <sup>00</sup>	0 <sup>00</sup>
		C	4 <sup>1</sup>	4 <sup>1</sup>	4 <sup>1</sup>	4 <sup>1</sup>	4 <sup>x</sup>	0 <sup>000</sup>	0 <sup>00</sup>	0 <sup>00</sup>	0 <sup>00</sup>	0 <sup>000</sup>
		NC	130 <sup>1</sup>	180 <sup>1</sup>	150 <sup>1</sup>	150 <sup>1</sup>	150 <sup>x</sup>	0 <sup>000</sup>	0 <sup>000</sup>	0 <sup>000</sup>	0 <sup>000</sup>	0 <sup>000</sup>
	Ven	All	1 <sup>x</sup>	1 <sup>x</sup>	1 <sup>1</sup>	1 <sup>x</sup>	1 <sup>x</sup>	0 <sup>00</sup>	0 <sup>00</sup>	0 <sup>00</sup>	0 <sup>00</sup>	0 <sup>00</sup>
		C	0 <sup>x</sup>	0 <sup>x</sup>	0 <sup>1</sup>	0 <sup>x</sup>	0 <sup>x</sup>	0 <sup>000</sup>	0 <sup>000</sup>	0 <sup>000</sup>	0 <sup>000</sup>	0 <sup>00</sup>
		NC	1 <sup>x</sup>	1 <sup>x</sup>	1 <sup>1</sup>	1 <sup>x</sup>	1 <sup>x</sup>	0 <sup>000</sup>	0 <sup>000</sup>	0 <sup>000</sup>	0 <sup>000</sup>	0 <sup>000</sup>
	Ply	All	2 <sup>x</sup>	2 <sup>x</sup>	2 <sup>1</sup>	2 <sup>x</sup>	2 <sup>x</sup>	4 <sup>1</sup>	4 <sup>1</sup>	4 <sup>1</sup>	4 <sup>1</sup>	1 <sup>1</sup>
		C	0 <sup>x</sup>	0 <sup>x</sup>	0 <sup>1</sup>	0 <sup>x</sup>	0 <sup>x</sup>	1 <sup>00</sup>	1 <sup>00</sup>	1 <sup>00</sup>	1 <sup>00</sup>	0 <sup>000</sup>
		NC	2 <sup>x</sup>	2 <sup>x</sup>	2 <sup>1</sup>	2 <sup>x</sup>	2 <sup>x</sup>	4 <sup>000</sup>	3 <sup>00</sup>	3 <sup>00</sup>	3 <sup>00</sup>	1 <sup>000</sup>
Cameroon	Logs	All	5 460 <sup>1</sup>	5 860 <sup>1</sup>	5 460 <sup>1</sup>	5 460 <sup>x</sup>	5 460 <sup>x</sup>	3 <sup>1</sup>	5 <sup>1</sup>	9 <sup>1</sup>	1 <sup>00</sup>	0 <sup>00</sup>
		C	60 <sup>x</sup>	60 <sup>x</sup>	60 <sup>1</sup>	60 <sup>x</sup>	60 <sup>x</sup>	0 <sup>00</sup>	0 <sup>00</sup>	8 <sup>000</sup>	1 <sup>00</sup>	0 <sup>00</sup>
		NC	5 400 <sup>1</sup>	5 800 <sup>1</sup>	5 400 <sup>1</sup>	5 400 <sup>x</sup>	5 400 <sup>x</sup>	3 <sup>000</sup>	5 <sup>00</sup>	1 <sup>000</sup>	0 <sup>000</sup>	0 <sup>000</sup>
	Sawn	All	1 122 <sup>1</sup>	1 322 <sup>1</sup>	1 222 <sup>1</sup>	1 222 <sup>x</sup>	1 372 <sup>1</sup>	0 <sup>00</sup>	3 <sup>1</sup>	1 <sup>1</sup>	0 <sup>00</sup>	0 <sup>00</sup>
		C	22 <sup>x</sup>	22 <sup>x</sup>	22 <sup>x</sup>	22 <sup>x</sup>	22 <sup>x</sup>	0 <sup>00</sup>	0 <sup>000</sup>	0 <sup>000</sup>	0 <sup>000</sup>	0 <sup>000</sup>
		NC	1 100 <sup>1</sup>	1 300 <sup>1</sup>	1 200 <sup>1</sup>	1 200 <sup>x</sup>	1 350 <sup>1</sup>	0 <sup>000</sup>	3 <sup>000</sup>	1 <sup>000</sup>	0 <sup>000</sup>	0 <sup>000</sup>
	Ven	All	76 <sup>1</sup>	96 <sup>1</sup>	71 <sup>1</sup>	71 <sup>x</sup>	91 <sup>1</sup>	0 <sup>00</sup>	0 <sup>00</sup>	0 <sup>00</sup>	0 <sup>00</sup>	0 <sup>00</sup>
		C	1 <sup>x</sup>	1 <sup>x</sup>	1 <sup>1</sup>	1 <sup>x</sup>	1 <sup>x</sup>	0 <sup>00</sup>	0 <sup>00</sup>	0 <sup>00</sup>	0 <sup>000</sup>	0 <sup>00</sup>
		NC	75 <sup>1</sup>	95 <sup>1</sup>	70 <sup>1</sup>	70 <sup>x</sup>	90 <sup>1</sup>	0 <sup>000</sup>	0 <sup>000</sup>	0 <sup>000</sup>	0 <sup>000</sup>	0 <sup>000</sup>
	Ply	All	18 <sup>x</sup>	18 <sup>1</sup>	18 <sup>1</sup>	18 <sup>x</sup>	18 <sup>x</sup>	2 <sup>1</sup>	1 <sup>1</sup>	2 <sup>1</sup>	3 <sup>1</sup>	2 <sup>1</sup>
		C	5 <sup>x</sup>	5 <sup>1</sup>	5 <sup>1</sup>	5 <sup>x</sup>	5 <sup>x</sup>	1 <sup>00</sup>	0 <sup>000</sup>	0 <sup>000</sup>	0 <sup>000</sup>	0 <sup>000</sup>
		NC	13 <sup>x</sup>	13 <sup>x</sup>	13 <sup>1</sup>	13 <sup>x</sup>	13 <sup>x</sup>	2 <sup>000</sup>	1 <sup>000</sup>	2 <sup>000</sup>	3 <sup>000</sup>	2 <sup>000</sup>
Central Afr. Rep.	Logs	All	604 <sup>1</sup>	577 <sup>1</sup>	606 <sup>1</sup>	606 <sup>1</sup>	629 <sup>1</sup>	0 <sup>x</sup>	0 <sup>00</sup>	0 <sup>000</sup>	0 <sup>00</sup>	0 <sup>00</sup>
		C	4 <sup>x</sup>	4 <sup>x</sup>	4 <sup>1</sup>	4 <sup>x</sup>	4 <sup>x</sup>	0 <sup>x</sup>	0 <sup>00</sup>	0 <sup>00</sup>	0 <sup>00</sup>	0 <sup>00</sup>
		NC	600 <sup>1</sup>	573 <sup>1</sup>	602 <sup>1</sup>	602 <sup>x</sup>	625 <sup>1</sup>	0 <sup>x</sup>	0 <sup>00</sup>	0 <sup>000</sup>	0 <sup>000</sup>	0 <sup>000</sup>
	Sawn	All	41 <sup>1</sup>	43 <sup>1</sup>	41 <sup>1</sup>	41 <sup>x</sup>	41 <sup>x</sup>	1 <sup>1</sup>	0 <sup>00</sup>	0 <sup>000</sup>	0 <sup>000</sup>	0 <sup>000</sup>
		C	1 <sup>x</sup>	1 <sup>x</sup>	1 <sup>x</sup>	1 <sup>x</sup>	1 <sup>x</sup>	0 <sup>x</sup>	0 <sup>000</sup>	0 <sup>000</sup>	0 <sup>000</sup>	0 <sup>000</sup>
		NC	40 <sup>1</sup>	42 <sup>1</sup>	40 <sup>1</sup>	40 <sup>x</sup>	40 <sup>x</sup>	1 <sup>00</sup>	0 <sup>000</sup>	0 <sup>000</sup>	0 <sup>000</sup>	0 <sup>000</sup>
	Ven	All	1 <sup>1</sup>	1 <sup>1</sup>	1 <sup>1</sup>	1 <sup>x</sup>	1 <sup>x</sup>	0 <sup>00</sup>	0 <sup>00</sup>	0 <sup>00</sup>	0 <sup>00</sup>	0 <sup>00</sup>
		C	0 <sup>1</sup>	0 <sup>00</sup>	0 <sup>1</sup>	0 <sup>x</sup>	0 <sup>x</sup>	0 <sup>x</sup>	0 <sup>00</sup>	0 <sup>00</sup>	0 <sup>00</sup>	0 <sup>00</sup>
		NC	1 <sup>x</sup>	1 <sup>x</sup>	1 <sup>1</sup>	1 <sup>x</sup>	1 <sup>x</sup>	0 <sup>000</sup>	0 <sup>000</sup>	0 <sup>000</sup>	0 <sup>000</sup>	0 <sup>000</sup>
	Ply	All	1 <sup>1</sup>	1 <sup>x</sup>	2 <sup>1</sup>	2 <sup>x</sup>	2 <sup>x</sup>	0 <sup>00</sup>	0 <sup>00</sup>	0 <sup>00</sup>	0 <sup>00</sup>	0 <sup>00</sup>
		C	1 <sup>1</sup>	1 <sup>x</sup>	1 <sup>1</sup>	1 <sup>x</sup>	1 <sup>x</sup>	0 <sup>000</sup>	0 <sup>000</sup>	0 <sup>000</sup>	0 <sup>000</sup>	0 <sup>000</sup>
		NC	0 <sup>x</sup>	0 <sup>x</sup>	1 <sup>1</sup>	1 <sup>x</sup>	1 <sup>x</sup>	0 <sup>000</sup>	0 <sup>000</sup>	0 <sup>000</sup>	0 <sup>000</sup>	0 <sup>000</sup>
Congo, Dem. Rep.	Logs	All	3 601 <sup>1</sup>	3 601 <sup>x</sup>	3 604 <sup>1</sup>	3 604 <sup>x</sup>	3 604 <sup>x</sup>	33 <sup>00</sup>	16 <sup>1</sup>	1 <sup>1</sup>	3 <sup>00</sup>	3 <sup>1</sup>
		C	1 <sup>x</sup>	1 <sup>x</sup>	4 <sup>1</sup>	4 <sup>x</sup>	4 <sup>x</sup>	33 <sup>00</sup>	15 <sup>00</sup>	0 <sup>000</sup>	1 <sup>00</sup>	1 <sup>000</sup>
		NC	3 600 <sup>x</sup>	3 600 <sup>x</sup>	3 600 <sup>x</sup>	3 600 <sup>x</sup>	3 600 <sup>x</sup>	0 <sup>000</sup>	0 <sup>00</sup>	1 <sup>000</sup>	2 <sup>00</sup>	2 <sup>00</sup>
	Sawn	All	150 <sup>1</sup>	150 <sup>x</sup>	151 <sup>1</sup>	101 <sup>1</sup>	101 <sup>x</sup>	2 <sup>1</sup>	0 <sup>00</sup>	1 <sup>1</sup>	10 <sup>1</sup>	2 <sup>00</sup>
		C	0 <sup>x</sup>	0 <sup>x</sup>	1 <sup>1</sup>	1 <sup>x</sup>	1 <sup>x</sup>	0 <sup>000</sup>	0 <sup>00</sup>	1 <sup>000</sup>	0 <sup>000</sup>	2 <sup>00</sup>
		NC	150 <sup>00</sup>	150 <sup>x</sup>	150 <sup>x</sup>	100 <sup>1</sup>	100 <sup>x</sup>	1 <sup>000</sup>	0 <sup>000</sup>	1 <sup>000</sup>	9 <sup>000</sup>	0 <sup>000</sup>
	Ven	All	5 <sup>x</sup>	5 <sup>x</sup>	5 <sup>1</sup>	5 <sup>x</sup>	5 <sup>x</sup>	0 <sup>00</sup>	1 <sup>1</sup>	1 <sup>1</sup>	0 <sup>00</sup>	0 <sup>00</sup>
		C	0 <sup>x</sup>	0 <sup>x</sup>	0 <sup>1</sup>	0 <sup>x</sup>	0 <sup>x</sup>	0 <sup>000</sup>	0 <sup>000</sup>	0 <sup>000</sup>	0 <sup>000</sup>	0 <sup>000</sup>
		NC	5 <sup>x</sup>	5 <sup>x</sup>	5 <sup>1</sup>	5 <sup>x</sup>	5 <sup>x</sup>	0 <sup>000</sup>	0 <sup>000</sup>	1 <sup>00</sup>	0 <sup>000</sup>	0 <sup>000</sup>
	Ply	All	2 <sup>1</sup>	2 <sup>x</sup>	1 <sup>1</sup>	1 <sup>x</sup>	1 <sup>x</sup>	2 <sup>1</sup>	6 <sup>1</sup>	8 <sup>1</sup>	12 <sup>1</sup>	3 <sup>1</sup>
		C	1 <sup>1</sup>	1 <sup>x</sup>	1 <sup>1</sup>	1 <sup>x</sup>	1 <sup>x</sup>	0 <sup>000</sup>	3 <sup>00</sup>	3 <sup>00</sup>	0 <sup>000</sup>	0 <sup>000</sup>
		NC	1 <sup>x</sup>	1 <sup>x</sup>	1 <sup>1</sup>	1 <sup>x</sup>	1 <sup>x</sup>	2 <sup>000</sup>	3 <sup>00</sup>	4 <sup>000</sup>	11 <sup>000</sup>	3 <sup>000</sup>
Congo, Rep.	Logs	All	1 576 <sup>1</sup>	1 696 <sup>1</sup>	1 576 <sup>1</sup>	1 576 <sup>1</sup>	1 576 <sup>x</sup>	1 <sup>1</sup>	0 <sup>00</sup>	0 <sup>00</sup>	0 <sup>00</sup>	1 <sup>1</sup>
		C	8 <sup>x</sup>	13 <sup>1</sup>	13 <sup>x</sup>	13 <sup>1</sup>	13 <sup>x</sup>	1 <sup>00</sup>	0 <sup>000</sup>	0 <sup>00</sup>	0 <sup>000</sup>	0 <sup>00</sup>
		NC	1 568 <sup>1</sup>	1 683 <sup>1</sup>	1 563 <sup>1</sup>	1 563 <sup>x</sup>	1 563 <sup>x</sup>	0 <sup>000</sup>	0 <sup>000</sup>	0 <sup>000</sup>	0 <sup>000</sup>	1 <sup>00</sup>
	Sawn	All	287 <sup>1</sup>	367 <sup>1</sup>	322 <sup>1</sup>	322 <sup>x</sup>	403 <sup>1</sup>	0 <sup>00</sup>	0 <sup>00</sup>	0 <sup>00</sup>	0 <sup>00</sup>	0 <sup>000</sup>
		C	3 <sup>x</sup>	3 <sup>x</sup>	3 <sup>x</sup>	3 <sup>x</sup>	3 <sup>x</sup>	0 <sup>000</sup>	0 <sup>000</sup>	0 <sup>000</sup>	0 <sup>000</sup>	0 <sup>000</sup>
		NC	284 <sup>1</sup>	364 <sup>1</sup>	319 <sup>1</sup>	319 <sup>x</sup>	400 <sup>1</sup>	0 <sup>000</sup>	0 <sup>000</sup>	0 <sup>000</sup>	0 <sup>000</sup>	0 <sup>000</sup>
	Ven	All	46 <sup>1</sup>	52 <sup>1</sup>	28 <sup>1</sup>	28 <sup>x</sup>	29 <sup>1</sup>	0 <sup>00</sup>	0 <sup>00</sup>	0 <sup>00</sup>	0 <sup>00</sup>	0 <sup>00</sup>
		C	1 <sup>1</sup>	1 <sup>x</sup>	1 <sup>x</sup>	1 <sup>x</sup>	1 <sup>x</sup>	0 <sup>000</sup>	0 <sup>00</sup>	0 <sup>000</sup>	0 <sup>000</sup>	0 <sup>000</sup>
		NC	45 <sup>1</sup>	51 <sup>1</sup>	27 <sup>1</sup>	27 <sup>x</sup>	28 <sup>1</sup>	0 <sup>000</sup>	0			

Exports					Domestic Consumption					Product	Country		
2018	2019	2020	2021	2022	2018	2019	2020	2021	2022				
4 173	3 531	2 763	2 966	2 861	20 565	22 223	21 812	22 815	22 825	All	Logs	Africa	
7	6	23	18	22	482	508	466	453	436	C			
4 166	3 524	2 740	2 948	2 839	20 083	21 715	21 346	22 362	22 389	NC			
2 545	2 832	2 602	2 434	2 826	2 689	2 995	3 019	2 935	2 800	All	Sawn		
64	51	34	55	11	79	190	177	171	254	C			
2 481	2 781	2 568	2 380	2 816	2 610	2 805	2 842	2 764	2 546	NC			
319	421	367	465	521	754	875	667	668	635	All	Ven		
5	5	4	11	9	19	20	21	20	22	C			
315	416	363	454	512	735	855	646	648	613	NC			
97	94	103	140	119	402	455	471	493	475	All	Ply		
3	4	4	1	1	37	39	31	39	32	C			
94	90	99	139	118	366	416	440	454	443	NC			
129 <sup>1</sup>	75 <sup>1</sup>	12 <sup>CB</sup>	33 <sup>CB</sup>	33 <sup>X</sup>	1 122	1 177	1 140	1 120	1 120	All	Logs		Angola
0 <sup>CBHI</sup>	0 <sup>CB</sup>	0 <sup>CBHI</sup>	0 <sup>CB</sup>	0 <sup>X</sup>	1	1	2	2	2	C			
129 <sup>CBHI</sup>	75 <sup>CBHI</sup>	12 <sup>CB</sup>	33 <sup>CB</sup>	33 <sup>X</sup>	1 121	1 175	1 138	1 118	1 117	NC			
15 <sup>1</sup>	35 <sup>1</sup>	22 <sup>1</sup>	36 <sup>CB</sup>	36 <sup>X</sup>	7	16	9	11	11	All	Sawn		
0 <sup>CBHI</sup>	0 <sup>CBHI</sup>	0 <sup>CBHI</sup>	1 <sup>CB</sup>	1 <sup>X</sup>	0	0	1	1	1	C			
14 <sup>CBHI</sup>	35 <sup>CBHI</sup>	22 <sup>CBHI</sup>	35 <sup>CB</sup>	35 <sup>X</sup>	6	15	8	10	10	NC			
0 <sup>BI</sup>	0 <sup>BI</sup>	0 <sup>BI</sup>	0 <sup>BI</sup>	0 <sup>CB</sup>	3	3	3	3	3	All	Ven		
0 <sup>C</sup>	0 <sup>C</sup>	0 <sup>C</sup>	0 <sup>CB</sup>	0 <sup>CB</sup>	0	0	0	0	0	C			
0 <sup>CBHI</sup>	0 <sup>CBHI</sup>	0 <sup>CBHI</sup>	0 <sup>CBHI</sup>	0 <sup>CBHI</sup>	3	3	3	3	3	NC			
1 <sup>1</sup>	0 <sup>BI</sup>	0 <sup>BI</sup>	0 <sup>BI</sup>	0 <sup>CB</sup>	18	21	15	20	20	All	Ply		
0 <sup>CBHI</sup>	0 <sup>CBHI</sup>	0 <sup>CBHI</sup>	0 <sup>CBHI</sup>	0 <sup>CBHI</sup>	3	4	0	1	0	C			
1 <sup>CB</sup>	0 <sup>CBHI</sup>	0 <sup>CBHI</sup>	0 <sup>CBHI</sup>	0 <sup>CB</sup>	15	17	15	19	19	NC			
68 <sup>1</sup>	35 <sup>1</sup>	34 <sup>1</sup>	27 <sup>1</sup>	5 <sup>1</sup>	370	474	395	402	423	All	Logs	Benin	
1 <sup>C</sup>	0 <sup>C</sup>	0 <sup>CB</sup>	0 <sup>X</sup>	0 <sup>CBHI</sup>	8	9	9	8	8	C			
67 <sup>CB</sup>	35 <sup>CB</sup>	34 <sup>CB</sup>	27 <sup>CB</sup>	5 <sup>CBHI</sup>	363	465	386	393	415	NC			
47 <sup>1</sup>	79 <sup>1</sup>	56 <sup>1</sup>	73 <sup>1</sup>	9 <sup>1</sup>	87	105	98	81	145	All	Sawn		
4 <sup>C</sup>	0 <sup>CBHI</sup>	3 <sup>C</sup>	1 <sup>C</sup>	0 <sup>CBHI</sup>	0	4	1	3	4	C			
44 <sup>CBHI</sup>	79 <sup>CBHI</sup>	54 <sup>CB</sup>	72 <sup>CB</sup>	9 <sup>CBHI</sup>	86	101	96	78	141	NC			
0 <sup>X</sup>	0 <sup>BI</sup>	0 <sup>BI</sup>	0 <sup>CB</sup>	0 <sup>CB</sup>	1	1	1	1	1	All	Ven		
0 <sup>X</sup>	0 <sup>CB</sup>	0 <sup>CB</sup>	0 <sup>CB</sup>	0 <sup>CB</sup>	0	0	0	0	0	C			
0 <sup>X</sup>	0 <sup>CBHI</sup>	0 <sup>CBHI</sup>	0 <sup>CB</sup>	0 <sup>CB</sup>	1	1	1	1	1	NC			
0 <sup>1</sup>	0 <sup>BI</sup>	0 <sup>CB</sup>	0 <sup>BI</sup>	0 <sup>CB</sup>	6	6	5	6	3	All	Ply		
0 <sup>X</sup>	0 <sup>CB</sup>	0 <sup>CB</sup>	0 <sup>CB</sup>	0 <sup>CB</sup>	1	1	1	1	0	C			
0 <sup>CB</sup>	0 <sup>CBHI</sup>	0 <sup>CB</sup>	0 <sup>CBHI</sup>	0 <sup>CB</sup>	6	5	5	5	3	NC			
1 351 <sup>1</sup>	973 <sup>1</sup>	837 <sup>CB</sup>	788 <sup>1</sup>	849 <sup>1</sup>	4 112	4 892	4 632	4 673	4 611	All	Logs	Cameroon	
0 <sup>CB</sup>	0 <sup>CBHI</sup>	0 <sup>CBHI</sup>	0 <sup>CBHI</sup>	0 <sup>CB</sup>	60	60	68	61	60	C			
1 351 <sup>CBHI</sup>	972 <sup>CBHI</sup>	837 <sup>CB</sup>	788 <sup>CBHI</sup>	849 <sup>1</sup>	4 052	4 832	4 564	4 612	4 551	NC			
894 <sup>1</sup>	1 037 <sup>1</sup>	938 <sup>1</sup>	807 <sup>1</sup>	1 183 <sup>1</sup>	228	288	284	415	189	All	Sawn		
2 <sup>CB</sup>	1 <sup>CBHI</sup>	4 <sup>CB</sup>	0 <sup>CBHI</sup>	0 <sup>CBHI</sup>	20	21	21	18	22	C			
892 <sup>1</sup>	1 036 <sup>CBHI</sup>	937 <sup>CB</sup>	802 <sup>CBHI</sup>	1 183 <sup>1</sup>	208	267	264	398	167	NC			
61 <sup>1</sup>	64 <sup>1</sup>	50 <sup>1</sup>	50 <sup>1</sup>	70 <sup>1</sup>	15	32	21	21	21	All	Ven		
0 <sup>CBHI</sup>	0 <sup>CBHI</sup>	0 <sup>CBHI</sup>	0 <sup>CBHI</sup>	0 <sup>CBHI</sup>	1	1	1	1	1	C			
61 <sup>CB</sup>	64 <sup>CBHI</sup>	50 <sup>CBHI</sup>	50 <sup>CBHI</sup>	70 <sup>CBHI</sup>	14	31	20	20	20	NC			
7 <sup>1</sup>	6 <sup>1</sup>	7 <sup>1</sup>	7 <sup>1</sup>	1 <sup>1</sup>	13	12	13	15	19	All	Ply		
1 <sup>CB</sup>	1 <sup>CB</sup>	0 <sup>CBHI</sup>	0 <sup>CBHI</sup>	0 <sup>CBHI</sup>	5	4	5	5	5	C			
6 <sup>CBHI</sup>	6 <sup>CBHI</sup>	7 <sup>CBHI</sup>	6 <sup>CBHI</sup>	0 <sup>CBHI</sup>	9	8	9	10	14	NC			
164 <sup>CB</sup>	110 <sup>CB</sup>	173 <sup>CB</sup>	111 <sup>CB</sup>	110 <sup>1</sup>	440	466	434	495	519	All	Logs	Central Afr. Rep.	
0 <sup>CBHI</sup>	0 <sup>CB</sup>	0 <sup>CB</sup>	0 <sup>CBHI</sup>	0 <sup>C</sup>	4	4	4	4	4	C			
164 <sup>CB</sup>	110 <sup>CB</sup>	173 <sup>CB</sup>	111 <sup>CB</sup>	110 <sup>CBHI</sup>	436	462	430	491	515	NC			
20 <sup>1</sup>	19 <sup>1</sup>	16 <sup>1</sup>	16 <sup>1</sup>	15 <sup>1</sup>	22	24	25	25	26	All	Sawn		
0 <sup>CB</sup>	0 <sup>CB</sup>	0 <sup>CB</sup>	0 <sup>CBHI</sup>	0 <sup>CB</sup>	1	1	1	1	1	C			
20 <sup>CBHI</sup>	19 <sup>CBHI</sup>	16 <sup>CBHI</sup>	16 <sup>CBHI</sup>	15 <sup>CBHI</sup>	21	23	24	24	25	NC			
0 <sup>BI</sup>	0 <sup>BI</sup>	0 <sup>BI</sup>	0 <sup>CB</sup>	0 <sup>CB</sup>	1	1	1	1	1	All	Ven		
0 <sup>CB</sup>	0 <sup>CBHI</sup>	0 <sup>CB</sup>	0 <sup>CB</sup>	0 <sup>CB</sup>	0	0	0	0	0	C			
0 <sup>CBHI</sup>	0 <sup>CBHI</sup>	0 <sup>CBHI</sup>	0 <sup>CB</sup>	0 <sup>CB</sup>	1	1	1	1	1	NC			
0 <sup>CB</sup>	0 <sup>CB</sup>	0 <sup>CBHI</sup>	0 <sup>CB</sup>	0 <sup>CBHI</sup>	1	1	2	2	1	All	Ply		
0 <sup>CB</sup>	0 <sup>CB</sup>	0 <sup>CB</sup>	0 <sup>CB</sup>	0 <sup>CB</sup>	1	1	1	1	1	C			
0 <sup>CB</sup>	0 <sup>CB</sup>	0 <sup>CBHI</sup>	0 <sup>CB</sup>	0 <sup>CBHI</sup>	0	0	1	1	1	NC			
74 <sup>1</sup>	88 <sup>CB</sup>	157 <sup>1</sup>	227 <sup>1</sup>	305 <sup>1</sup>	3 560	3 529	3 448	3 380	3 302	All	Logs	Congo, Dem. Rep.	
0 <sup>CB</sup>	0 <sup>CB</sup>	0 <sup>CB</sup>	0 <sup>CB</sup>	0 <sup>CB</sup>	34	16	4	5	5	C			
74 <sup>CBHI</sup>	88 <sup>CBHI</sup>	157 <sup>CBHI</sup>	227 <sup>CBHI</sup>	305 <sup>CBHI</sup>	3 526	3 512	3 444	3 375	3 297	NC			
56 <sup>1</sup>	75 <sup>1</sup>	97 <sup>1</sup>	77 <sup>1</sup>	58 <sup>1</sup>	96	76	56	34	44	All	Sawn		
0 <sup>C</sup>	0 <sup>X</sup>	0 <sup>CB</sup>	0 <sup>CB</sup>	0 <sup>C</sup>	0	0	2	1	3	C			
56 <sup>CBHI</sup>	75 <sup>CBHI</sup>	97 <sup>CBHI</sup>	77 <sup>CBHI</sup>	58 <sup>CBHI</sup>	95	76	54	32	42	NC			
3 <sup>1</sup>	3 <sup>1</sup>	1 <sup>1</sup>	1 <sup>1</sup>	2 <sup>1</sup>	2	2	4	4	3	All	Ven		
0 <sup>C</sup>	0 <sup>CB</sup>	0 <sup>CB</sup>	0 <sup>CB</sup>	0 <sup>CB</sup>	0	0	0	0	0	C			
3 <sup>CBHI</sup>	3 <sup>CBHI</sup>	1 <sup>CBHI</sup>	1 <sup>CBHI</sup>	2 <sup>CBHI</sup>	2	2	4	4	3	NC			
0 <sup>BI</sup>	0 <sup>X</sup>	0 <sup>BI</sup>	0 <sup>BI</sup>	0 <sup>CB</sup>	4	8	9	13	4	All	Ply		
0 <sup>CBHI</sup>	0 <sup>X</sup>	0 <sup>CBHI</sup>	0 <sup>CBHI</sup>	0 <sup>CBHI</sup>	1	4	4	1	1	C			
0 <sup>C</sup>	0 <sup>X</sup>	0 <sup>CBHI</sup>	0 <sup>CBHI</sup>	0 <sup>CB</sup>	3	4	4	12	3	NC			
814 <sup>1</sup>	777 <sup>1</sup>	677 <sup>1</sup>	652 <sup>1</sup>	596 <sup>1</sup>	764	919	899	925	981	All	Logs	Congo, Rep.	
0 <sup>CBHI</sup>	2 <sup>CB</sup>	1 <sup>CB</sup>	0 <sup>CBHI</sup>	0 <sup>CB</sup>	9	11	12	13	13	C			
813 <sup>CBHI</sup>	774 <sup>CBHI</sup>	676 <sup>CBHI</sup>	651 <sup>CBHI</sup>	596 <sup>1</sup>	755	908	887	912	968	NC			
257 <sup>1</sup>	255 <sup>1</sup>	243 <sup>1</sup>	281 <sup>1</sup>	246 <sup>1</sup>	30	112	79	41	157	All	Sawn		
0 <sup>CBHI</sup>	0 <sup>CBHI</sup>	0 <sup>CBHI</sup>	0 <sup>CBHI</sup>	0 <sup>CBHI</sup>	3	3	3	3	3	C			
256	254	243	281	246	28	109	76	38	154	NC			
17 <sup>1</sup>	17 <sup>1</sup>	11 <sup>1</sup>	13 <sup>1</sup>	14 <sup>1</sup>	29	35	17	15	15	All	Ven		
0 <sup>CBHI</sup>	0 <sup>CBHI</sup>	0 <sup>CBHI</sup>	0 <sup>C</sup>	0 <sup>CB</sup>	1	1	1	1	1	C			
17 <sup>CB</sup>	17 <sup>CB</sup>	11 <sup>CB</sup>	13 <sup>CBHI</sup>	14 <sup>CBHI</sup>	28	34	16	14	14	NC			
0 <sup>BI</sup>	0 <sup>BI</sup>	0 <sup>BI</sup>	0 <sup>BI</sup>	0 <sup>CB</sup>	25	12	8	8	9	All	Ply		
0 <sup>C</sup>	0 <sup>C</sup>	0 <sup>CB</sup>	0 <sup>CB</sup>	0 <sup>CB</sup>	0	0	0	0	0	C			
0 <sup>CBHI</sup>	0 <sup>CBHI</sup>	0 <sup>CBHI</sup>	0 <sup>CBHI</sup>	0 <sup>CB</sup>	25	12	7	8	9	NC			



**Table 1-1-c. Production, Trade and Consumption of All Timber by ITTO Producers (1000 m<sup>3</sup>)**

Country	Product	Species	Production					Imports				
			2018	2019	2020	2021	2022	2018	2019	2020	2021	2022
Côte d'Ivoire	Logs	All	2 420 <sup>1</sup>	2 770 <sup>1</sup>	2 670 <sup>1</sup>	2 670 <sup>x</sup>	2 670 <sup>x</sup>	3 <sup>1</sup>	1 <sup>1</sup>	0 <sup>02</sup>	0 <sup>020</sup>	0 <sup>02</sup>
		C	20 <sup>x</sup>	20 <sup>x</sup>	20 <sup>x</sup>	20 <sup>x</sup>	20 <sup>x</sup>	1 <sup>02</sup>	0 <sup>02</sup>	0 <sup>020</sup>	0 <sup>02</sup>	0 <sup>02</sup>
		NC	2 400 <sup>01</sup>	2 750 <sup>1</sup>	2 650 <sup>1</sup>	2 650 <sup>x</sup>	2 650 <sup>x</sup>	2 <sup>02</sup>	1 <sup>02</sup>	0 <sup>020</sup>	0 <sup>020</sup>	0 <sup>020</sup>
	Sawn	All	874 <sup>1</sup>	874 <sup>x</sup>	853 <sup>1</sup>	853 <sup>x</sup>	853 <sup>x</sup>	1 <sup>1</sup>	0 <sup>02</sup>	0 <sup>02</sup>	1 <sup>1</sup>	0 <sup>02</sup>
		C	3 <sup>1</sup>	3 <sup>x</sup>	3 <sup>1</sup>	3 <sup>x</sup>	3 <sup>x</sup>	0 <sup>020</sup>	0 <sup>020</sup>	0 <sup>020</sup>	0 <sup>020</sup>	0 <sup>020</sup>
		NC	871 <sup>1</sup>	871 <sup>x</sup>	850 <sup>1</sup>	850 <sup>x</sup>	850 <sup>x</sup>	0 <sup>020</sup>	0 <sup>020</sup>	0 <sup>020</sup>	0 <sup>020</sup>	0 <sup>020</sup>
	Ven	All	246 <sup>1</sup>	392 <sup>1</sup>	294 <sup>1</sup>	294 <sup>x</sup>	294 <sup>x</sup>	0 <sup>02</sup>	1 <sup>1</sup>	0 <sup>02</sup>	0 <sup>02</sup>	0 <sup>02</sup>
		C	2 <sup>1</sup>	2 <sup>x</sup>	2 <sup>x</sup>	2 <sup>x</sup>	2 <sup>x</sup>	0 <sup>020</sup>	0 <sup>02</sup>	0 <sup>020</sup>	0 <sup>020</sup>	0 <sup>02</sup>
		NC	244 <sup>x</sup>	390 <sup>1</sup>	292 <sup>1</sup>	292 <sup>x</sup>	292 <sup>x</sup>	0 <sup>020</sup>	1 <sup>020</sup>	0 <sup>020</sup>	0 <sup>020</sup>	0 <sup>020</sup>
	Ply	All	106 <sup>1</sup>	146 <sup>1</sup>	192 <sup>1</sup>	192 <sup>x</sup>	192 <sup>x</sup>	4 <sup>1</sup>	5 <sup>1</sup>	5 <sup>1</sup>	9 <sup>1</sup>	6 <sup>1</sup>
		C	3 <sup>1</sup>	3 <sup>x</sup>	3 <sup>1</sup>	3 <sup>x</sup>	3 <sup>x</sup>	0 <sup>020</sup>	1 <sup>02</sup>	0 <sup>020</sup>	1 <sup>02</sup>	1 <sup>020</sup>
		NC	103 <sup>x</sup>	143 <sup>1</sup>	189 <sup>1</sup>	189 <sup>x</sup>	189 <sup>x</sup>	4 <sup>02</sup>	5 <sup>020</sup>	5 <sup>02</sup>	9 <sup>020</sup>	6 <sup>020</sup>
Gabon	Logs	All	2 820 <sup>1</sup>	2 925 <sup>1</sup>	3 094 <sup>1</sup>	3 771 <sup>1</sup>	3 771 <sup>x</sup>	0 <sup>1</sup>	0 <sup>020</sup>	0 <sup>02</sup>	0 <sup>020</sup>	0 <sup>02</sup>
		C	20 <sup>x</sup>	25 <sup>1</sup>	30 <sup>1</sup>	40 <sup>1</sup>	40 <sup>x</sup>	0 <sup>1</sup>	0 <sup>020</sup>	0 <sup>02</sup>	0 <sup>020</sup>	0 <sup>020</sup>
		NC	2 800 <sup>1</sup>	2 900 <sup>1</sup>	3 064 <sup>1</sup>	3 731 <sup>1</sup>	3 731 <sup>x</sup>	0 <sup>1</sup>	0 <sup>020</sup>	0 <sup>02</sup>	0 <sup>020</sup>	0 <sup>02</sup>
	Sawn	All	960 <sup>1</sup>	952 <sup>1</sup>	903 <sup>1</sup>	1 033 <sup>1</sup>	1 033 <sup>1</sup>	0 <sup>020</sup>	0 <sup>02</sup>	0 <sup>02</sup>	0 <sup>02</sup>	0 <sup>02</sup>
		C	1 <sup>x</sup>	2 <sup>1</sup>	3 <sup>1</sup>	3 <sup>x</sup>	3 <sup>x</sup>	0 <sup>020</sup>	0 <sup>020</sup>	0 <sup>020</sup>	0 <sup>020</sup>	0 <sup>020</sup>
		NC	959 <sup>1</sup>	950 <sup>1</sup>	900 <sup>1</sup>	1 030 <sup>1</sup>	1 030 <sup>1</sup>	0 <sup>020</sup>	0 <sup>020</sup>	0 <sup>020</sup>	0 <sup>020</sup>	0 <sup>020</sup>
	Ven	All	389 <sup>1</sup>	438 <sup>1</sup>	366 <sup>1</sup>	465 <sup>1</sup>	465 <sup>x</sup>	0 <sup>02</sup>	0 <sup>02</sup>	0 <sup>02</sup>	0 <sup>02</sup>	0 <sup>02</sup>
		C	3 <sup>1</sup>	4 <sup>1</sup>	4 <sup>1</sup>	10 <sup>1</sup>	10 <sup>x</sup>	0 <sup>1</sup>	0 <sup>02</sup>	0 <sup>02</sup>	0 <sup>02</sup>	0 <sup>02</sup>
		NC	386 <sup>1</sup>	434 <sup>1</sup>	362 <sup>1</sup>	455 <sup>1</sup>	455 <sup>x</sup>	0 <sup>020</sup>	0 <sup>020</sup>	0 <sup>020</sup>	0 <sup>020</sup>	0 <sup>020</sup>
	Ply	All	41 <sup>1</sup>	46 <sup>1</sup>	50 <sup>1</sup>	74 <sup>1</sup>	84 <sup>1</sup>	1 <sup>1</sup>	0 <sup>02</sup>	0 <sup>02</sup>	0 <sup>02</sup>	0 <sup>02</sup>
		C	4 <sup>x</sup>	4 <sup>x</sup>	4 <sup>1</sup>	4 <sup>x</sup>	4 <sup>x</sup>	0 <sup>020</sup>	0 <sup>020</sup>	0 <sup>020</sup>	0 <sup>020</sup>	0 <sup>020</sup>
		NC	37 <sup>1</sup>	42 <sup>1</sup>	46 <sup>1</sup>	70 <sup>1</sup>	80 <sup>1</sup>	1 <sup>020</sup>	0 <sup>020</sup>	0 <sup>020</sup>	0 <sup>020</sup>	0 <sup>020</sup>
Ghana	Logs	All	2 450 <sup>1</sup>	2 450 <sup>1</sup>	2 241 <sup>1</sup>	2 624 <sup>1</sup>	2 624 <sup>x</sup>	31 <sup>1</sup>	42 <sup>1</sup>	30 <sup>1</sup>	15 <sup>1</sup>	9 <sup>1</sup>
		C	50 <sup>01</sup>	50 <sup>01</sup>	50 <sup>x</sup>	50 <sup>x</sup>	50 <sup>x</sup>	28 <sup>020</sup>	40 <sup>020</sup>	30 <sup>020</sup>	14 <sup>020</sup>	9 <sup>020</sup>
		NC	2 400 <sup>1</sup>	2 400 <sup>1</sup>	2 191 <sup>1</sup>	2 574 <sup>1</sup>	2 574 <sup>x</sup>	3 <sup>02</sup>	2 <sup>020</sup>	0 <sup>020</sup>	0 <sup>020</sup>	0 <sup>020</sup>
	Sawn	All	534 <sup>1</sup>	534 <sup>02</sup>	678 <sup>1</sup>	525 <sup>1</sup>	525 <sup>x</sup>	8 <sup>1</sup>	47 <sup>1</sup>	8 <sup>1</sup>	2 <sup>1</sup>	1 <sup>1</sup>
		C	10 <sup>02</sup>	10 <sup>01</sup>	10 <sup>1</sup>	10 <sup>x</sup>	10 <sup>x</sup>	8 <sup>020</sup>	47 <sup>02</sup>	8 <sup>02</sup>	2 <sup>020</sup>	0 <sup>020</sup>
		NC	524 <sup>1</sup>	524 <sup>02</sup>	668 <sup>1</sup>	515 <sup>1</sup>	515 <sup>x</sup>	0 <sup>020</sup>	0 <sup>020</sup>	0 <sup>020</sup>	0 <sup>020</sup>	1 <sup>020</sup>
	Ven	All	262 <sup>x</sup>	262 <sup>x</sup>	222 <sup>x</sup>	222 <sup>x</sup>	222 <sup>x</sup>	0 <sup>02</sup>	0 <sup>02</sup>	0 <sup>02</sup>	0 <sup>02</sup>	0 <sup>02</sup>
		C	2 <sup>x</sup>	2 <sup>x</sup>	2 <sup>x</sup>	2 <sup>x</sup>	2 <sup>x</sup>	0 <sup>020</sup>	0 <sup>020</sup>	0 <sup>020</sup>	0 <sup>020</sup>	0 <sup>020</sup>
		NC	260 <sup>x</sup>	260 <sup>x</sup>	220 <sup>x</sup>	220 <sup>x</sup>	220 <sup>x</sup>	0 <sup>020</sup>	0 <sup>020</sup>	0 <sup>020</sup>	0 <sup>020</sup>	0 <sup>020</sup>
	Ply	All	180 <sup>1</sup>	180 <sup>1</sup>	128 <sup>1</sup>	137 <sup>1</sup>	137 <sup>x</sup>	19 <sup>1</sup>	20 <sup>1</sup>	36 <sup>1</sup>	61 <sup>1</sup>	38 <sup>1</sup>
		C	13 <sup>x</sup>	13 <sup>x</sup>	13 <sup>1</sup>	13 <sup>x</sup>	13 <sup>x</sup>	2 <sup>02</sup>	2 <sup>02</sup>	0 <sup>020</sup>	0 <sup>020</sup>	0 <sup>020</sup>
		NC	167 <sup>1</sup>	167 <sup>1</sup>	115 <sup>1</sup>	124 <sup>1</sup>	124 <sup>x</sup>	17 <sup>020</sup>	18 <sup>020</sup>	36 <sup>020</sup>	61 <sup>020</sup>	38 <sup>020</sup>
Liberia	Logs	All	551 <sup>1</sup>	451 <sup>1</sup>	451 <sup>x</sup>	451 <sup>x</sup>	451 <sup>x</sup>	3 <sup>02</sup>	4 <sup>1</sup>	4 <sup>1</sup>	8 <sup>1</sup>	2 <sup>1</sup>
		C	1 <sup>1</sup>	1 <sup>x</sup>	1 <sup>x</sup>	1 <sup>x</sup>	1 <sup>x</sup>	3 <sup>02</sup>	3 <sup>020</sup>	1 <sup>020</sup>	5 <sup>020</sup>	1 <sup>020</sup>
		NC	550 <sup>1</sup>	450 <sup>1</sup>	450 <sup>x</sup>	450 <sup>x</sup>	450 <sup>x</sup>	0 <sup>020</sup>	0 <sup>020</sup>	3 <sup>02</sup>	3 <sup>02</sup>	1 <sup>02</sup>
	Sawn	All	133 <sup>x</sup>	133 <sup>x</sup>	133 <sup>1</sup>	133 <sup>x</sup>	133 <sup>x</sup>	1 <sup>02</sup>	1 <sup>1</sup>	0 <sup>02</sup>	3 <sup>02</sup>	0 <sup>020</sup>
		C	0 <sup>02</sup>	0 <sup>02</sup>	0 <sup>02</sup>	0 <sup>02</sup>	0 <sup>02</sup>	0 <sup>020</sup>	0 <sup>020</sup>	0 <sup>020</sup>	0 <sup>020</sup>	0 <sup>020</sup>
		NC	132 <sup>x</sup>	132 <sup>x</sup>	132 <sup>x</sup>	132 <sup>x</sup>	132 <sup>x</sup>	1 <sup>02</sup>	0 <sup>020</sup>	0 <sup>020</sup>	3 <sup>02</sup>	0 <sup>020</sup>
	Ven	All	0 <sup>x</sup>	0 <sup>x</sup>	0 <sup>x</sup>	0 <sup>x</sup>	0 <sup>x</sup>	0 <sup>02</sup>	0 <sup>02</sup>	0 <sup>02</sup>	0 <sup>02</sup>	0 <sup>02</sup>
		C	0 <sup>x</sup>	0 <sup>x</sup>	0 <sup>x</sup>	0 <sup>x</sup>	0 <sup>x</sup>	0 <sup>020</sup>	0 <sup>02</sup>	0 <sup>02</sup>	0 <sup>020</sup>	0 <sup>02</sup>
		NC	0 <sup>x</sup>	0 <sup>x</sup>	0 <sup>x</sup>	0 <sup>x</sup>	0 <sup>x</sup>	0 <sup>020</sup>	0 <sup>020</sup>	0 <sup>020</sup>	0 <sup>020</sup>	0 <sup>020</sup>
	Ply	All	0 <sup>x</sup>	0 <sup>x</sup>	0 <sup>x</sup>	0 <sup>x</sup>	0 <sup>x</sup>	5 <sup>1</sup>	4 <sup>1</sup>	7 <sup>1</sup>	6 <sup>1</sup>	5 <sup>1</sup>
		C	0 <sup>x</sup>	0 <sup>x</sup>	0 <sup>x</sup>	0 <sup>x</sup>	0 <sup>x</sup>	0 <sup>020</sup>	0 <sup>020</sup>	0 <sup>020</sup>	0 <sup>020</sup>	0 <sup>020</sup>
		NC	0 <sup>x</sup>	0 <sup>x</sup>	0 <sup>x</sup>	0 <sup>x</sup>	0 <sup>x</sup>	5 <sup>020</sup>	4 <sup>020</sup>	7 <sup>020</sup>	6 <sup>020</sup>	5 <sup>020</sup>
Madagascar	Logs	All	352 <sup>1</sup>	352 <sup>x</sup>	352 <sup>x</sup>	352 <sup>x</sup>	352 <sup>x</sup>	1 <sup>1</sup>	3 <sup>02</sup>	2 <sup>02</sup>	1 <sup>02</sup>	4 <sup>1</sup>
		C	201 <sup>1</sup>	201 <sup>x</sup>	201 <sup>x</sup>	201 <sup>x</sup>	201 <sup>x</sup>	0 <sup>02</sup>	3 <sup>02</sup>	0 <sup>020</sup>	1 <sup>02</sup>	2 <sup>02</sup>
		NC	152 <sup>1</sup>	152 <sup>x</sup>	152 <sup>x</sup>	152 <sup>x</sup>	152 <sup>x</sup>	1 <sup>02</sup>	0 <sup>020</sup>	2 <sup>02</sup>	1 <sup>02</sup>	3 <sup>020</sup>
	Sawn	All	76 <sup>1</sup>	76 <sup>x</sup>	76 <sup>x</sup>	76 <sup>x</sup>	76 <sup>x</sup>	0 <sup>02</sup>	0 <sup>02</sup>	1 <sup>1</sup>	0 <sup>020</sup>	0 <sup>02</sup>
		C	51 <sup>1</sup>	51 <sup>x</sup>	51 <sup>x</sup>	51 <sup>x</sup>	51 <sup>x</sup>	0 <sup>020</sup>	0 <sup>020</sup>	0 <sup>020</sup>	0 <sup>020</sup>	0 <sup>020</sup>
		NC	25 <sup>1</sup>	25 <sup>x</sup>	25 <sup>x</sup>	25 <sup>x</sup>	25 <sup>x</sup>	0 <sup>020</sup>	0 <sup>020</sup>	0 <sup>020</sup>	0 <sup>020</sup>	0 <sup>020</sup>
	Ven	All	38 <sup>1</sup>	38 <sup>x</sup>	38 <sup>x</sup>	38 <sup>x</sup>	38 <sup>x</sup>	1 <sup>1</sup>	0 <sup>02</sup>	0 <sup>02</sup>	0 <sup>02</sup>	0 <sup>02</sup>
		C	13 <sup>1</sup>	13 <sup>x</sup>	13 <sup>x</sup>	13 <sup>x</sup>	13 <sup>x</sup>	0 <sup>020</sup>	0 <sup>020</sup>	0 <sup>020</sup>	0 <sup>020</sup>	0 <sup>020</sup>
		NC	25 <sup>x</sup>	25 <sup>x</sup>	25 <sup>x</sup>	25 <sup>x</sup>	25 <sup>x</sup>	0 <sup>020</sup>	0 <sup>020</sup>	0 <sup>020</sup>	0 <sup>020</sup>	0 <sup>020</sup>
	Ply	All	6 <sup>1</sup>	6 <sup>x</sup>	5 <sup>x</sup>	5 <sup>x</sup>	5 <sup>x</sup>	4 <sup>1</sup>	4 <sup>1</sup>	8 <sup>1</sup>	6 <sup>1</sup>	4 <sup>1</sup>
		C	3 <sup>1</sup>	3 <sup>x</sup>	3 <sup>x</sup>	3 <sup>x</sup>	3 <sup>x</sup>	0 <sup>020</sup>	0 <sup>020</sup>	1 <sup>02</sup>	1 <sup>02</sup>	0 <sup>020</sup>
		NC	3 <sup>1</sup>	3 <sup>x</sup>	3 <sup>x</sup>	3 <sup>x</sup>	3 <sup>x</sup>	4 <sup>020</sup>	4 <sup>020</sup>	7 <sup>020</sup>	5 <sup>020</sup>	4 <sup>020</sup>
Mali	Logs	All	644 <sup>1</sup>	794 <sup>1</sup>	871 <sup>1</sup>	816 <sup>1</sup>	816 <sup>x</sup>	0 <sup>1</sup>	0 <sup>02</sup>	0 <sup>020</sup>	0 <sup>020</sup>	0 <sup>02</sup>
		C	1 <sup>x</sup>	1 <sup>x</sup>	1 <sup>x</sup>	1 <sup>x</sup>	1 <sup>x</sup>	0 <sup>1</sup>	0 <sup>020</sup>	0 <sup>020</sup>	0 <sup>020</sup>	0 <sup>020</sup>
		NC	643 <sup>1</sup>	793 <sup>1</sup>	870 <sup>1</sup>	815 <sup>1</sup>	815 <sup>x</sup>	0 <sup>02</sup>	0 <sup>02</sup>	0 <sup>020</sup>	0 <sup>020</sup>	0 <sup>020</sup>
	Sawn	All	130 <sup>1</sup>	273 <sup>1</sup>	302 <sup>1</sup>	100 <sup>1</sup>	100 <sup>1</sup>	2 <sup>02</sup>	2 <sup>1</sup>	15 <sup>1</sup>	0 <sup>02</sup>	0 <sup>02</sup>
		C	0 <sup>1</sup>	0 <sup>1</sup>	0 <sup>1</sup>	0 <sup>1</sup>	0 <sup>1</sup>	0 <sup>020</sup>	1 <sup>020</sup>	0 <sup>020</sup>	0 <sup>020</sup>	0 <sup>020</sup>
		NC	130 <sup>02</sup>	273 <sup>1</sup>	302 <sup>1</sup>	100 <sup>1</sup>	100 <sup>1</sup>	2 <sup>020</sup>	2 <sup>020</sup>	15 <sup>020</sup>	0 <sup>020</sup>	0 <sup>020</sup>
	Ven	All	0 <sup>1</sup>	0 <sup>1</sup>	0 <sup>1</sup>	0 <sup>1</sup>	0 <sup>1</sup>	0 <sup>02</sup>	1 <sup>1</sup>	0 <sup>02</sup>	0 <sup>02</sup>	0 <sup>02</sup>
		C	0 <sup>1</sup>	0 <sup>1</sup>	0 <sup>1</sup>	0 <sup>1</sup>	0 <sup>1</sup>	0 <sup>020</sup>	0 <sup>020</sup>	0 <sup>020</sup>	0 <sup>020</sup>	0 <sup>020</sup>
		NC	0 <sup>1</sup>	0 <sup>1</sup>	0 <sup>1</sup>	0 <sup>1</sup>	0 <sup>1</sup>	0 <sup>020</sup>	1 <sup>02</sup>	0 <sup>020</sup>	0 <sup>020</sup>	0 <sup>020</sup>
	Ply	All	37 <sup>1</sup>	37 <sup>1</sup>	50 <sup>1</sup>	50 <sup>1</sup>	50 <sup>x</sup>	6 <sup>1</sup>	7 <sup>1</sup>	17 <sup>1</sup>	1 <sup>1</sup>	0 <sup>02</sup>
		C	0 <sup>1</sup>	0 <sup>1</sup>	0 <sup>1</sup>	0 <sup>1</sup>	0 <sup>x</sup>	0 <sup>020</sup>	0 <sup>020</sup>	0 <sup>020</sup>	0 <sup>020</sup>	0 <sup>020</sup>
		NC	37 <sup>x</sup>	37 <sup>x</sup>	50 <sup>1</sup>	50 <sup>x</sup>	50 <sup>x</sup>	5 <sup>020</sup>	6 <sup>020</sup>	17 <sup>020</sup>	0 <sup>020</sup>	0 <sup>020</sup>
Mozambique	Logs	All	2 210 <sup>1</sup>	2 110 <sup>1</sup>	1 710 <sup>1</sup>	1 910 <sup>1</sup>	1 810 <sup>1</sup>	33 <sup>1</sup>	87 <sup>1</sup>	59 <sup>1</sup>	72 <sup>1</sup>	72 <sup>x</sup>
		C	10 <sup>01</sup>	10 <sup>x</sup>	10 <sup>x</sup>	10 <sup>x</sup>	10 <sup>x</sup>	31 <sup>020</sup>	52 <sup>020</sup>	41 <sup>020</sup>	28 <sup>020</sup>	28 <sup>x</sup>
		NC	2 200 <sup>1</sup>	2 100 <sup>1</sup>	1 700 <sup>1</sup>	1 900 <sup>1</sup>	1 800 <sup>1</sup>	2 <sup>020</sup>	35 <sup>020</sup>	18 <sup>020</sup>	45 <sup>020</sup>	45 <sup>x</sup>
	Sawn	All	661 <sup>x</sup>	661 <sup>x</sup>	562 <sup>1</sup>	562 <sup>x</sup>	562 <sup>x</sup>	27 <sup>1</sup>	86<			

Exports					Domestic Consumption					Product	Country	
2018	2019	2020	2021	2022	2018	2019	2020	2021	2022			
8	5	5	5	5	2 415	2 766	2 665	2 665	2 665	All	Logs	Côte d'Ivoire
0	0	0	1	1	21	20	20	19	19	C		
8	5	5	4	4	2 394	2 746	2 645	2 646	2 646	NC		
113	113	102	103	103	761	762	751	751	750	All	Sawn	
3	1	0	1	1	0	3	3	2	2	C		
110	112	102	102	102	761	759	748	748	748	NC		
56	49	36	43	49	190	344	258	251	245	All	Ven	
1	1	0	0	0	1	1	2	2	2	C		
54	48	36	43	49	190	343	256	249	243	NC		
39	30	33	50	33	71	121	164	151	165	All	Ply	
0	0	0	0	0	3	4	3	3	3	C		
39	30	33	50	33	68	117	161	148	161	NC		
41	49	10	13	1	2 779	2 876	3 084	3 758	3 770	All	Logs	Gabon
0	0	0	0	0	20	25	30	40	40	C		
41	49	10	13	1	2 759	2 851	3 054	3 718	3 730	NC		
842	858	804	704	896	119	94	99	329	137	All	Sawn	
1	2	2	2	0	0	0	1	1	3	C		
840	856	802	702	896	119	94	98	328	134	NC		
162	269	245	333	368	227	169	121	132	97	All	Ven	
2	3	3	7	6	1	1	1	3	4	C		
160	266	242	326	362	226	168	120	129	93	NC		
30	31	37	53	53	11	16	14	21	32	All	Ply	
0	0	0	1	1	4	4	4	3	4	C		
30	31	37	52	52	8	12	10	18	28	NC		
469	463	226	267	301	2 012	2 030	2 045	2 372	2 332	All	Logs	Ghana
5	3	1	1	1	73	87	79	63	58	C		
464	459	225	266	300	1 939	1 943	1 966	2 308	2 274	NC		
128	161	210	220	181	414	420	476	308	345	All	Sawn	
0	0	2	1	1	17	57	16	11	10	C		
127	161	208	219	181	397	363	460	296	335	NC		
15	14	18	21	14	247	248	204	201	208	All	Ven	
1	0	0	1	1	1	2	2	1	1	C		
15	14	18	20	14	246	247	202	200	206	NC		
19	26	26	31	32	180	174	138	168	143	All	Ply	
1	3	4	0	0	14	11	9	13	13	C		
17	23	22	30	32	167	163	129	155	130	NC		
180	90	95	97	25	374	365	360	362	428	All	Logs	Liberia
0	0	0	0	0	4	4	1	6	2	C		
180	90	95	97	25	370	361	358	356	426	NC		
2	8	12	3	1	131	125	121	132	131	All	Sawn	
0	0	0	0	0	0	0	0	0	0	C		
2	8	12	3	1	131	124	120	132	131	NC		
0	0	0	0	0	0	0	0	0	0	All	Ven	
0	0	0	0	0	0	0	0	0	0	C		
0	0	0	0	0	0	0	0	0	0	NC		
0	0	0	0	0	5	4	7	6	5	All	Ply	
0	0	0	0	0	0	0	0	0	0	C		
0	0	0	0	0	5	4	7	6	5	NC		
0	0	14	13	18	354	355	340	341	338	All	Logs	Madagascar
0	0	12	12	18	201	203	189	189	184	C		
0	0	2	0	0	153	152	151	152	154	NC		
48	49	29	48	8	28	27	47	28	68	All	Sawn	
46	45	25	44	8	5	6	27	6	43	C		
2	4	5	4	0	23	21	21	21	25	NC		
4	5	6	3	2	34	33	33	35	37	All	Ven	
0	0	0	3	2	14	13	13	10	12	C		
4	5	5	0	0	21	20	20	25	25	NC		
0	0	0	0	0	10	10	13	12	9	All	Ply	
0	0	0	0	0	3	3	4	4	3	C		
0	0	0	0	0	7	7	10	7	6	NC		
82	110	105	50	56	562	683	766	766	760	All	Logs	Mali
0	0	0	0	0	0	1	1	1	1	C		
82	110	105	50	56	561	683	765	765	759	NC		
0	6	4	0	0	132	270	314	100	100	All	Sawn	
0	0	0	0	0	0	1	0	0	-0	C		
0	6	4	0	0	132	269	314	100	100	NC		
0	0	0	0	0	0	1	0	0	0	All	Ven	
0	0	0	0	0	0	0	0	0	0	C		
0	0	0	0	0	0	1	0	-0	0	NC		
0	0	0	0	0	43	44	67	51	50	All	Ply	
0	0	0	0	0	0	0	0	0	0	C		
0	0	0	0	0	42	43	67	50	50	NC		
769	727	387	651	525	1 474	1 471	1 382	1 331	1 357	All	Logs	Mozambique
0	1	8	1	0	41	61	43	36	38	C		
769	726	379	650	525	1 433	1 409	1 339	1 295	1 320	NC		
123	136	66	64	88	565	611	595	615	630	All	Sawn	
6	1	1	0	0	31	95	103	122	163	C		
116	135	65	64	88	534	515	492	492	468	NC		
0	0	0	0	1	2	3	2	2	4	All	Ven	
0	0	0	0	0	1	1	1	1	1	C		
0	0	0	0	1	1	2	1	1	3	NC		
0	0	0	0	0	11	22	11	11	9	All	Ply	
0	0	0	0	0	2	3	0	0	1	C		
0	0	0	0	0	9	19	11	11	8	NC		

**Table 1-1-c. Production, Trade and Consumption of All Timber by ITTO Producers (1000 m<sup>3</sup>)**

Country	Product	Species	Production					Imports				
			2018	2019	2020	2021	2022	2018	2019	2020	2021	2022
Togo	Logs	All	251 <sup>1</sup>	251 <sup>x</sup>	251 <sup>x</sup>	251 <sup>x</sup>	251 <sup>x</sup>	1 <sup>1</sup>	0 <sup>02</sup>	1 <sup>03</sup>	7 <sup>1</sup>	0 <sup>02</sup>
		C	5 <sup>x</sup>	5 <sup>x</sup>	5 <sup>x</sup>	5 <sup>x</sup>	5 <sup>x</sup>	1 <sup>0</sup>	0 <sup>03</sup>	0 <sup>03</sup>	3 <sup>0</sup>	0 <sup>0302</sup>
		NC	246 <sup>01</sup>	246 <sup>x</sup>	246 <sup>x</sup>	246 <sup>x</sup>	246 <sup>x</sup>	0 <sup>0302</sup>	0 <sup>0302</sup>	1 <sup>03</sup>	5 <sup>03</sup>	0 <sup>0302</sup>
	Sawn	All	67 <sup>1</sup>	67 <sup>x</sup>	67 <sup>x</sup>	67 <sup>x</sup>	67 <sup>x</sup>	0 <sup>0302</sup>	0 <sup>02</sup>	0 <sup>0302</sup>	0 <sup>02</sup>	0 <sup>02</sup>
		C	0 <sup>x</sup>	0 <sup>x</sup>	0 <sup>x</sup>	0 <sup>x</sup>	0 <sup>x</sup>	0 <sup>0302</sup>	0 <sup>0302</sup>	0 <sup>0302</sup>	0 <sup>0302</sup>	0 <sup>0302</sup>
		NC	67 <sup>1</sup>	67 <sup>x</sup>	67 <sup>x</sup>	67 <sup>x</sup>	67 <sup>x</sup>	0 <sup>0302</sup>	0 <sup>0302</sup>	0 <sup>0302</sup>	0 <sup>0302</sup>	0 <sup>0302</sup>
	Ven	All	1 <sup>x</sup>	1 <sup>x</sup>	1 <sup>x</sup>	1 <sup>x</sup>	1 <sup>x</sup>	0 <sup>02</sup>	1 <sup>1</sup>	0 <sup>02</sup>	0 <sup>02</sup>	0 <sup>02</sup>
		C	0 <sup>x</sup>	0 <sup>x</sup>	0 <sup>x</sup>	0 <sup>x</sup>	0 <sup>x</sup>	0 <sup>0</sup>	0 <sup>0</sup>	0 <sup>03</sup>	0 <sup>03</sup>	0 <sup>03</sup>
		NC	1 <sup>x</sup>	1 <sup>x</sup>	1 <sup>x</sup>	1 <sup>x</sup>	1 <sup>x</sup>	0 <sup>0302</sup>	1 <sup>0302</sup>	0 <sup>0302</sup>	0 <sup>0302</sup>	0 <sup>03</sup>
	Ply	All	1 <sup>x</sup>	1 <sup>x</sup>	1 <sup>x</sup>	1 <sup>x</sup>	1 <sup>x</sup>	4 <sup>1</sup>	4 <sup>1</sup>	3 <sup>1</sup>	10 <sup>1</sup>	4 <sup>1</sup>
		C	0 <sup>x</sup>	0 <sup>x</sup>	0 <sup>x</sup>	0 <sup>x</sup>	0 <sup>x</sup>	1 <sup>03</sup>	0 <sup>0302</sup>	0 <sup>0302</sup>	6 <sup>0</sup>	0 <sup>0302</sup>
		NC	1 <sup>x</sup>	1 <sup>x</sup>	1 <sup>x</sup>	1 <sup>x</sup>	1 <sup>x</sup>	3 <sup>0302</sup>	4 <sup>0302</sup>	3 <sup>0302</sup>	4 <sup>0302</sup>	4 <sup>0302</sup>
Asia-Pacific	Logs	All	216 660	219 113	210 414	204 279	205 479	7 485	7 710	6 064	7 631	7 913
		C	3 534	3 498	3 488	3 488	3 488	1 596	1 931	1 334	2 985	3 012
		NC	213 126	215 615	206 926	200 791	201 991	5 889	5 780	4 730	4 646	4 901
	Sawn	All	43 022	42 341	41 087	40 898	40 798	6 257	6 852	6 083	6 961	6 851
		C	425	357	345	345	345	2 787	3 132	2 916	3 800	3 619
		NC	42 597	41 984	40 742	40 553	40 453	3 470	3 720	3 167	3 161	3 232
	Ven	All	3 940	4 152	4 114	6 050	6 113	776	868	736	1 047	977
		C	70	70	76	76	76	148	180	112	181	166
		NC	3 870	4 082	4 038	5 974	6 037	628	688	624	866	811
	Ply	All	18 603	19 027	19 224	20 923	20 173	3 457	3 545	3 357	3 529	3 299
		C	959	959	959	979	979	818	660	612	517	555
		NC	17 644	18 068	18 265	19 944	19 194	2 639	2 885	2 745	3 012	2 744
Cambodia	Logs	All	663 <sup>1</sup>	763 <sup>1</sup>	813 <sup>1</sup>	813 <sup>x</sup>	1 413 <sup>1</sup>	23 <sup>1</sup>	35 <sup>03</sup>	51 <sup>03</sup>	54 <sup>03</sup>	47 <sup>1</sup>
		C	13 <sup>01</sup>	13 <sup>x</sup>	13 <sup>1</sup>	13 <sup>x</sup>	13 <sup>x</sup>	1 <sup>03</sup>	0 <sup>0302</sup>	1 <sup>03</sup>	1 <sup>03</sup>	2 <sup>0302</sup>
		NC	650 <sup>1</sup>	750 <sup>1</sup>	800 <sup>1</sup>	800 <sup>x</sup>	1 400 <sup>1</sup>	22 <sup>03</sup>	35 <sup>03</sup>	50 <sup>03</sup>	52 <sup>03</sup>	45 <sup>03</sup>
	Sawn	All	202 <sup>1</sup>	152 <sup>1</sup>	100 <sup>1</sup>	100 <sup>x</sup>	100 <sup>x</sup>	11 <sup>1</sup>	14 <sup>03</sup>	39 <sup>03</sup>	48 <sup>1</sup>	42 <sup>1</sup>
		C	2 <sup>x</sup>	2 <sup>x</sup>	0 <sup>1</sup>	0 <sup>x</sup>	0 <sup>x</sup>	7 <sup>03</sup>	9 <sup>03</sup>	31 <sup>03</sup>	41 <sup>03</sup>	36 <sup>03</sup>
		NC	200 <sup>1</sup>	150 <sup>1</sup>	100 <sup>1</sup>	100 <sup>x</sup>	100 <sup>x</sup>	4 <sup>0</sup>	5 <sup>03</sup>	8 <sup>03</sup>	7 <sup>03</sup>	6 <sup>0302</sup>
	Ven	All	21 <sup>x</sup>	21 <sup>x</sup>	21 <sup>1</sup>	21 <sup>x</sup>	21 <sup>x</sup>	37 <sup>1</sup>	118 <sup>1</sup>	119 <sup>1</sup>	151 <sup>1</sup>	151 <sup>x</sup>
		C	1 <sup>x</sup>	1 <sup>x</sup>	1 <sup>1</sup>	1 <sup>x</sup>	1 <sup>x</sup>	11 <sup>03</sup>	61 <sup>03</sup>	33 <sup>03</sup>	20 <sup>03</sup>	20 <sup>x</sup>
		NC	20 <sup>x</sup>	20 <sup>x</sup>	20 <sup>1</sup>	20 <sup>x</sup>	20 <sup>x</sup>	25 <sup>0302</sup>	57 <sup>0302</sup>	86 <sup>0302</sup>	131 <sup>0302</sup>	131 <sup>x</sup>
	Ply	All	32 <sup>1</sup>	152 <sup>1</sup>	202 <sup>1</sup>	202 <sup>x</sup>	452 <sup>1</sup>	236 <sup>1</sup>	223 <sup>1</sup>	135 <sup>1</sup>	116 <sup>1</sup>	116 <sup>x</sup>
		C	2 <sup>x</sup>	2 <sup>x</sup>	2 <sup>1</sup>	2 <sup>x</sup>	2 <sup>x</sup>	110 <sup>03</sup>	120 <sup>0</sup>	63 <sup>0</sup>	44 <sup>0</sup>	44 <sup>x</sup>
		NC	30 <sup>1</sup>	150 <sup>1</sup>	200 <sup>1</sup>	200 <sup>x</sup>	450 <sup>1</sup>	127 <sup>0302</sup>	103 <sup>0302</sup>	73 <sup>0302</sup>	72 <sup>0302</sup>	72 <sup>x</sup>
Fiji	Logs	All	732 <sup>1</sup>	674 <sup>1</sup>	674 <sup>x</sup>	674 <sup>x</sup>	674 <sup>x</sup>	0 <sup>02</sup>	0 <sup>02</sup>	0 <sup>02</sup>	0 <sup>02</sup>	0 <sup>02</sup>
		C	492 <sup>1</sup>	434 <sup>1</sup>	434 <sup>x</sup>	434 <sup>x</sup>	434 <sup>x</sup>	0 <sup>03</sup>	0 <sup>0302</sup>	0 <sup>0302</sup>	0 <sup>03</sup>	0 <sup>0302</sup>
		NC	240 <sup>01</sup>	240 <sup>x</sup>	240 <sup>x</sup>	240 <sup>x</sup>	240 <sup>x</sup>	0 <sup>0302</sup>	0 <sup>03</sup>	0 <sup>03</sup>	0 <sup>03</sup>	0 <sup>03</sup>
	Sawn	All	130 <sup>x</sup>	130 <sup>x</sup>	130 <sup>x</sup>	130 <sup>x</sup>	130 <sup>x</sup>	10 <sup>1</sup>	4 <sup>1</sup>	3 <sup>1</sup>	2 <sup>1</sup>	1 <sup>1</sup>
		C	65 <sup>x</sup>	65 <sup>x</sup>	65 <sup>x</sup>	65 <sup>x</sup>	65 <sup>x</sup>	10 <sup>0</sup>	3 <sup>0</sup>	3 <sup>0</sup>	2 <sup>0</sup>	1 <sup>03</sup>
		NC	65 <sup>x</sup>	65 <sup>x</sup>	65 <sup>x</sup>	65 <sup>x</sup>	65 <sup>x</sup>	0 <sup>0302</sup>	1 <sup>0302</sup>	0 <sup>0302</sup>	0 <sup>0302</sup>	0 <sup>0302</sup>
	Ven	All	9 <sup>x</sup>	9 <sup>x</sup>	9 <sup>x</sup>	9 <sup>x</sup>	9 <sup>x</sup>	1 <sup>1</sup>	0 <sup>02</sup>	0 <sup>02</sup>	0 <sup>02</sup>	0 <sup>02</sup>
		C	1 <sup>x</sup>	1 <sup>x</sup>	1 <sup>x</sup>	1 <sup>x</sup>	1 <sup>x</sup>	0 <sup>0302</sup>	0 <sup>0302</sup>	0 <sup>0302</sup>	0 <sup>0302</sup>	0 <sup>03</sup>
		NC	8 <sup>x</sup>	8 <sup>x</sup>	8 <sup>x</sup>	8 <sup>x</sup>	8 <sup>x</sup>	1 <sup>03</sup>	0 <sup>0302</sup>	0 <sup>0302</sup>	0 <sup>0302</sup>	0 <sup>0302</sup>
	Ply	All	11 <sup>x</sup>	11 <sup>x</sup>	11 <sup>x</sup>	11 <sup>x</sup>	11 <sup>x</sup>	6 <sup>1</sup>	5 <sup>1</sup>	5 <sup>1</sup>	4 <sup>1</sup>	9 <sup>1</sup>
		C	3 <sup>x</sup>	3 <sup>x</sup>	3 <sup>x</sup>	3 <sup>x</sup>	3 <sup>x</sup>	1 <sup>0</sup>	1 <sup>0</sup>	0 <sup>03</sup>	0 <sup>03</sup>	0 <sup>0302</sup>
		NC	8 <sup>x</sup>	8 <sup>x</sup>	8 <sup>x</sup>	8 <sup>x</sup>	8 <sup>x</sup>	6 <sup>0302</sup>	5 <sup>0302</sup>	4 <sup>0302</sup>	4 <sup>0302</sup>	9 <sup>0302</sup>
India	Logs	All	47 328 <sup>x</sup>	48 154 <sup>x</sup>	48 154 <sup>x</sup>	48 154 <sup>x</sup>	48 154 <sup>x</sup>	4 074 <sup>1</sup>	4 380 <sup>1</sup>	3 015 <sup>1</sup>	4 815 <sup>0</sup>	4 923 <sup>1</sup>
		C	179 <sup>x</sup>	181 <sup>x</sup>	181 <sup>x</sup>	181 <sup>x</sup>	181 <sup>x</sup>	1 489 <sup>0302</sup>	1 728 <sup>0</sup>	1 087 <sup>03</sup>	2 605 <sup>0</sup>	2 664 <sup>1</sup>
		NC	47 149 <sup>x</sup>	47 973 <sup>x</sup>	47 973 <sup>x</sup>	47 973 <sup>x</sup>	47 973 <sup>x</sup>	2 585 <sup>0</sup>	2 652 <sup>03</sup>	1 928 <sup>03</sup>	2 210 <sup>0</sup>	2 259 <sup>03</sup>
	Sawn	All	23 635 <sup>x</sup>	23 975 <sup>x</sup>	23 975 <sup>x</sup>	23 975 <sup>x</sup>	23 975 <sup>x</sup>	1 167 <sup>0</sup>	1 562 <sup>1</sup>	1 144 <sup>1</sup>	1 650 <sup>1</sup>	1 715 <sup>1</sup>
		C	258 <sup>x</sup>	190 <sup>x</sup>	190 <sup>x</sup>	190 <sup>x</sup>	190 <sup>x</sup>	644 <sup>0</sup>	874 <sup>0</sup>	638 <sup>0302</sup>	770 <sup>03</sup>	664 <sup>0302</sup>
		NC	23 377 <sup>x</sup>	23 785 <sup>x</sup>	23 785 <sup>x</sup>	23 785 <sup>x</sup>	23 785 <sup>x</sup>	524 <sup>0</sup>	688 <sup>03</sup>	507 <sup>03</sup>	880 <sup>03</sup>	1 051 <sup>03</sup>
	Ven	All	295 <sup>x</sup>	295 <sup>x</sup>	291 <sup>1</sup>	291 <sup>x</sup>	291 <sup>x</sup>	399 <sup>1</sup>	426 <sup>1</sup>	280 <sup>1</sup>	452 <sup>1</sup>	390 <sup>1</sup>
		C	25 <sup>x</sup>	25 <sup>x</sup>	21 <sup>1</sup>	21 <sup>x</sup>	21 <sup>x</sup>	17 <sup>03</sup>	23 <sup>03</sup>	24 <sup>03</sup>	38 <sup>03</sup>	24 <sup>03</sup>
		NC	270 <sup>x</sup>	270 <sup>x</sup>	270 <sup>x</sup>	270 <sup>x</sup>	270 <sup>x</sup>	382 <sup>03</sup>	403 <sup>03</sup>	256 <sup>03</sup>	415 <sup>03</sup>	366 <sup>03</sup>
	Ply	All	9 540 <sup>1</sup>	10 040 <sup>1</sup>	10 040 <sup>x</sup>	10 060 <sup>1</sup>	10 060 <sup>x</sup>	169 <sup>1</sup>	274 <sup>1</sup>	224 <sup>1</sup>	189 <sup>1</sup>	175 <sup>1</sup>
		C	40 <sup>x</sup>	40 <sup>x</sup>	40 <sup>x</sup>	60 <sup>1</sup>	60 <sup>x</sup>	23 <sup>03</sup>	11 <sup>0</sup>	10 <sup>0</sup>	10 <sup>x</sup>	36 <sup>03</sup>
		NC	9 500 <sup>x</sup>	10 000 <sup>x</sup>	10 000 <sup>x</sup>	10 000 <sup>x</sup>	10 000 <sup>x</sup>	147 <sup>03</sup>	263 <sup>03</sup>	214 <sup>03</sup>	179 <sup>03</sup>	139 <sup>03</sup>
Indonesia	Logs	All	81 574 <sup>1</sup>	84 139 <sup>1</sup>	80 800 <sup>1</sup>	80 800 <sup>x</sup>	80 800 <sup>x</sup>	694 <sup>1</sup>	576 <sup>1</sup>	388 <sup>1</sup>	21 <sup>1</sup>	59 <sup>1</sup>
		C	800 <sup>1</sup>	800 <sup>x</sup>	800 <sup>x</sup>	800 <sup>x</sup>	800 <sup>x</sup>	2 <sup>03</sup>	0 <sup>0302</sup>	3 <sup>0302</sup>	6 <sup>0302</sup>	1 <sup>03</sup>
		NC	80 774 <sup>01</sup>	83 339 <sup>01</sup>	80 000 <sup>1</sup>	80 000 <sup>x</sup>	80 000 <sup>x</sup>	692 <sup>03</sup>	575 <sup>03</sup>	385 <sup>03</sup>	15 <sup>03</sup>	58 <sup>03</sup>
	Sawn	All	2 695 <sup>1</sup>	2 698 <sup>1</sup>	2 717 <sup>1</sup>	2 577 <sup>1</sup>	2 577 <sup>x</sup>	288 <sup>1</sup>	272 <sup>1</sup>	269 <sup>1</sup>	266 <sup>1</sup>	272 <sup>1</sup>
		C	0 <sup>x</sup>	0 <sup>x</sup>	0 <sup>x</sup>	0 <sup>x</sup>	0 <sup>x</sup>	169 <sup>0</sup>	155 <sup>03</sup>	164 <sup>03</sup>	136 <sup>03</sup>	147 <sup>03</sup>
		NC	2 695	2 698	2 717	2 577	2 577 <sup>x</sup>	118 <sup>03</sup>	117 <sup>03</sup>	105 <sup>03</sup>	130 <sup>03</sup>	125 <sup>03</sup>
	Ven	All	1 309 <sup>1</sup>	1 399 <sup>1</sup>	1 416 <sup>1</sup>	1 619 <sup>1</sup>	1 619 <sup>x</sup>	17 <sup>1</sup>	21 <sup>1</sup>	28 <sup>1</sup>	40 <sup>1</sup>	38 <sup>1</sup>
		C	25 <sup>x</sup>	25 <sup>x</sup>	25 <sup>x</sup>	25 <sup>x</sup>	25 <sup>x</sup>	2 <sup>03</sup>	2 <sup>03</sup>	1 <sup>03</sup>	2 <sup>03</sup>	2 <sup>03</sup>
		NC	1 284	1 374	1 391	1 594	1 594 <sup>x</sup>	16 <sup>03</sup>	18 <sup>03</sup>	27 <sup>03</sup>	38 <sup>03</sup>	37 <sup>03</sup>
	Ply	All	4 679 <sup>1</sup>	4 514 <sup>1</sup>	4 206 <sup>1</sup>	4 807 <sup>1</sup>	4 807 <sup>x</sup>	83 <sup>1</sup>	97 <sup>1</sup>	74 <sup>1</sup>	117 <sup>1</sup>	76 <sup>1</sup>
		C	300 <sup>1</sup>	300 <sup>x</sup>	300 <sup>x</sup>	300 <sup>x</sup>	300 <sup>x</sup>	34 <sup>03</sup>	38 <sup>03</sup>	27 <sup>03</sup>	29 <sup>03</sup>	33 <sup>03</sup>
		NC	4 379	4 214	3 906	4 507	4 507 <sup>x</sup>	49 <sup>0302</sup>	59 <sup>0302</sup>	47 <sup>0302</sup>	89 <sup>0302</sup>	43 <sup>0302</sup>
Malaysia	Logs	All	18 050 <sup>1</sup>	17 050 <sup>1</sup>	13 050 <sup>1</sup>	11 250 <sup>1</sup>	11 250 <sup>x</sup>	251 <sup>1</sup>	150 <sup>1</sup>	340 <sup>1</sup>	423 <sup>0</sup>	417 <sup>1</sup>
		C	50 <sup>1</sup>	50 <sup>x</sup>	50 <sup>x</sup>	50 <sup>x</sup>	50 <sup>x</sup>	3 <sup>0302</sup>	2 <sup>03</sup>	8 <sup>0302</sup>	13 <sup>0</sup>	1 <sup>03</sup>
		NC	18 000 <sup>1</sup>	17 000 <sup>1</sup>	13 000 <sup>1</sup>	11 200 <sup>1</sup>	11 200 <sup>x</sup>	249 <sup>0</sup>	148 <sup>0</sup>	331 <sup>0</sup>	410 <sup>0</sup>	416 <sup>03</sup>
	Sawn	All	3 440	3 371	2 274	1 935	1 935 <sup>x</sup>	383 <sup>1</sup>	536 <sup>1</sup>	382 <sup>0</sup>	441 <sup>1</sup>	407 <sup>1</sup>
		C	0	0	0	0	0 <sup>x</sup>	182 <sup>0</sup>	285 <sup>03</sup>	238 <sup>0</sup>	267 <sup>0</sup>	281 <sup>03</sup>
		NC	3 440	3 3								

Exports					Domestic Consumption					Product	Country	
2018	2019	2020	2021	2022	2018	2019	2020	2021	2022			
25 <sup>CH</sup>	30 <sup>CH</sup>	32 <sup>1</sup>	32 <sup>1</sup>	32 <sup>2</sup>	227	221	220	226	219	All	Logs	Togo
0 <sup>CH</sup>	0 <sup>CH</sup>	1 <sup>CH</sup>	2 <sup>C</sup>	2 <sup>X</sup>	6	5	4	6	3	C		
25 <sup>CH</sup>	30 <sup>CH</sup>	31 <sup>CH</sup>	31 <sup>CH</sup>	31 <sup>X</sup>	222	216	216	220	215	NC	Sawn	
0 <sup>RI</sup>	1 <sup>1</sup>	2 <sup>1</sup>	2 <sup>1</sup>	1 <sup>1</sup>	67	67	66	65	66	All		
0 <sup>X</sup>	0 <sup>CH</sup>	0 <sup>CH</sup>	0 <sup>CH</sup>	0 <sup>CH</sup>	0	0	0	0	0	C		
0 <sup>CH</sup>	1 <sup>CH</sup>	2 <sup>CH</sup>	2 <sup>CH</sup>	1 <sup>CH</sup>	67	67	66	65	66	NC		
0 <sup>RI</sup>	0 <sup>RI</sup>	0 <sup>CH</sup>	0 <sup>RI</sup>	0 <sup>CH</sup>	1	2	1	1	1	All	Ven	
0 <sup>X</sup>	0 <sup>C</sup>	0 <sup>CH</sup>	0 <sup>CH</sup>	0 <sup>CH</sup>	0	0	0	0	0	C		
0 <sup>CH</sup>	0 <sup>CH</sup>	0 <sup>CH</sup>	0 <sup>CH</sup>	0 <sup>CH</sup>	1	2	1	1	1	NC		
0 <sup>RI</sup>	0 <sup>RI</sup>	0 <sup>RI</sup>	0 <sup>RI</sup>	0 <sup>RI</sup>	4	5	4	10	5	All	Ply	
0 <sup>CH</sup>	0 <sup>CH</sup>	0 <sup>CH</sup>	0 <sup>CH</sup>	0 <sup>CH</sup>	1	0	0	6	-0	C		
0 <sup>CH</sup>	0 <sup>CH</sup>	0 <sup>CH</sup>	0 <sup>CH</sup>	0 <sup>CH</sup>	4	5	4	5	5	NC		
<b>5 718</b>	<b>5 332</b>	<b>4 098</b>	<b>3 279</b>	<b>3 583</b>	<b>218 428</b>	<b>221 492</b>	<b>212 380</b>	<b>208 631</b>	<b>209 809</b>	All	Logs	
<b>16</b>	<b>44</b>	<b>9</b>	<b>9</b>	<b>10</b>	<b>5 114</b>	<b>5 384</b>	<b>4 812</b>	<b>6 464</b>	<b>6 489</b>	C		
<b>5 702</b>	<b>5 288</b>	<b>4 089</b>	<b>3 271</b>	<b>3 573</b>	<b>213 314</b>	<b>216 107</b>	<b>207 567</b>	<b>202 166</b>	<b>203 319</b>	NC		
<b>8 159</b>	<b>6 966</b>	<b>6 407</b>	<b>6 611</b>	<b>6 016</b>	<b>41 120</b>	<b>42 227</b>	<b>40 762</b>	<b>41 248</b>	<b>41 633</b>	All	Sawn	
<b>48</b>	<b>35</b>	<b>49</b>	<b>74</b>	<b>89</b>	<b>3 164</b>	<b>3 484</b>	<b>3 212</b>	<b>4 071</b>	<b>3 875</b>	C		
<b>8 111</b>	<b>6 931</b>	<b>6 358</b>	<b>6 537</b>	<b>5 927</b>	<b>37 955</b>	<b>38 773</b>	<b>37 550</b>	<b>37 177</b>	<b>37 758</b>	NC		Asia-Pacific
<b>1 183</b>	<b>1 275</b>	<b>1 435</b>	<b>3 152</b>	<b>1 900</b>	<b>3 533</b>	<b>3 745</b>	<b>3 415</b>	<b>3 945</b>	<b>5 190</b>	All	Ven	
<b>26</b>	<b>32</b>	<b>41</b>	<b>51</b>	<b>27</b>	<b>193</b>	<b>218</b>	<b>147</b>	<b>206</b>	<b>215</b>	C		
<b>1 157</b>	<b>1 243</b>	<b>1 394</b>	<b>3 101</b>	<b>1 873</b>	<b>3 340</b>	<b>3 527</b>	<b>3 268</b>	<b>3 739</b>	<b>4 975</b>	NC		
<b>6 790</b>	<b>6 427</b>	<b>6 384</b>	<b>7 592</b>	<b>6 800</b>	<b>15 271</b>	<b>16 145</b>	<b>16 197</b>	<b>16 860</b>	<b>16 673</b>	All	Ply	
<b>628</b>	<b>417</b>	<b>346</b>	<b>411</b>	<b>481</b>	<b>1 149</b>	<b>1 202</b>	<b>1 225</b>	<b>1 084</b>	<b>1 053</b>	C		
<b>6 162</b>	<b>6 010</b>	<b>6 038</b>	<b>7 181</b>	<b>6 319</b>	<b>14 121</b>	<b>14 943</b>	<b>14 972</b>	<b>15 776</b>	<b>15 620</b>	NC		
53 <sup>CH</sup>	41 <sup>CH</sup>	12 <sup>1</sup>	65 <sup>1</sup>	53 <sup>1</sup>	633	757	852	802	1 407	All	Logs	Cambodia
0 <sup>CH</sup>	0 <sup>CH</sup>	0 <sup>X</sup>	0 <sup>C</sup>	0 <sup>CH</sup>	13	13	14	14	15	C		
53 <sup>CH</sup>	41 <sup>CH</sup>	12 <sup>CH</sup>	65 <sup>CH</sup>	53 <sup>CH</sup>	619	744	838	787	1 392	NC	Sawn	
162 <sup>1</sup>	57 <sup>CH</sup>	21 <sup>1</sup>	24 <sup>X</sup>	24 <sup>X</sup>	50	109	117	124	118	All		
0 <sup>C</sup>	0 <sup>CH</sup>	0 <sup>X</sup>	0 <sup>C</sup>	0 <sup>X</sup>	9	11	31	41	36	C		
162 <sup>CH</sup>	57 <sup>CH</sup>	21 <sup>CH</sup>	24 <sup>CH</sup>	24 <sup>X</sup>	41	98	87	83	82	NC		
6 <sup>1</sup>	4 <sup>1</sup>	12 <sup>1</sup>	13 <sup>1</sup>	13 <sup>X</sup>	52	134	127	158	158	All	Ven	
0 <sup>CH</sup>	0 <sup>CH</sup>	1 <sup>CH</sup>	0 <sup>CH</sup>	0 <sup>CH</sup>	12	62	33	20	20	C		
5 <sup>CH</sup>	4 <sup>CH</sup>	12 <sup>CH</sup>	13 <sup>CH</sup>	13 <sup>X</sup>	40	72	94	138	138	NC		
29 <sup>1</sup>	120 <sup>1</sup>	125 <sup>1</sup>	178 <sup>1</sup>	310 <sup>1</sup>	239	255	212	140	258	All	Ply	
0 <sup>CH</sup>	0 <sup>CH</sup>	1 <sup>CH</sup>	2 <sup>CH</sup>	3 <sup>CH</sup>	112	122	63	44	43	C		
29 <sup>CH</sup>	120 <sup>CH</sup>	124 <sup>CH</sup>	176 <sup>CH</sup>	307 <sup>CH</sup>	127	134	149	96	215	NC		
1 <sup>CH</sup>	2 <sup>1</sup>	1 <sup>1</sup>	1 <sup>1</sup>	1 <sup>1</sup>	731	671	673	673	673	All	Logs	Fiji
0 <sup>CH</sup>	0 <sup>CH</sup>	0 <sup>CH</sup>	0 <sup>CH</sup>	0 <sup>CH</sup>	492	434	433	434	434	C		
1 <sup>CH</sup>	2 <sup>CH</sup>	1 <sup>CH</sup>	1 <sup>CH</sup>	1 <sup>CH</sup>	239	238	239	239	239	NC		
10 <sup>1</sup>	16 <sup>1</sup>	20 <sup>1</sup>	37 <sup>1</sup>	27 <sup>1</sup>	130	118	113	95	104	All	Sawn	
0 <sup>CH</sup>	0 <sup>CH</sup>	0 <sup>CH</sup>	4 <sup>CH</sup>	0 <sup>CH</sup>	74	68	67	63	65	C		
10 <sup>CH</sup>	16 <sup>CH</sup>	19 <sup>CH</sup>	33 <sup>CH</sup>	27 <sup>CH</sup>	55	51	46	32	38	NC		
0 <sup>RI</sup>	0 <sup>RI</sup>	0 <sup>RI</sup>	0 <sup>RI</sup>	0 <sup>C</sup>	10	9	9	9	9	All	Ven	
0 <sup>CH</sup>	0 <sup>CH</sup>	0 <sup>CH</sup>	0 <sup>C</sup>	0 <sup>C</sup>	1	1	1	1	1	C		
0 <sup>CH</sup>	0 <sup>CH</sup>	0 <sup>CH</sup>	0 <sup>CH</sup>	0 <sup>C</sup>	9	8	8	8	8	NC		
0 <sup>RI</sup>	1 <sup>1</sup>	0 <sup>RI</sup>	0 <sup>RI</sup>	0 <sup>CH</sup>	17	16	15	15	20	All	Ply	
0 <sup>CH</sup>	0 <sup>CH</sup>	0 <sup>CH</sup>	0 <sup>CH</sup>	0 <sup>CH</sup>	4	4	3	3	3	C		
0 <sup>CH</sup>	1 <sup>CH</sup>	0 <sup>CH</sup>	0 <sup>CH</sup>	0 <sup>CH</sup>	14	12	12	12	17	NC		
6 <sup>1</sup>	6 <sup>1</sup>	6 <sup>1</sup>	6 <sup>1</sup>	6 <sup>1</sup>	51 396	52 528	51 162	52 963	53 071	All	Logs	India
0 <sup>CH</sup>	0 <sup>CH</sup>	5 <sup>CH</sup>	3 <sup>CH</sup>	0 <sup>CH</sup>	1 668	1 908	1 263	2 784	2 845	C		
6 <sup>CH</sup>	6 <sup>CH</sup>	2 <sup>CH</sup>	4 <sup>CH</sup>	5 <sup>CH</sup>	49 728	50 619	49 900	50 179	50 227	NC		
32 <sup>1</sup>	44 <sup>1</sup>	4 <sup>1</sup>	14 <sup>1</sup>	5 <sup>1</sup>	24 771	25 493	25 115	25 611	25 685	All	Sawn	
1 <sup>CH</sup>	0 <sup>CH</sup>	0 <sup>CH</sup>	3 <sup>CH</sup>	1 <sup>CH</sup>	901	1 064	827	957	853	C		
30 <sup>CH</sup>	44 <sup>CH</sup>	4 <sup>CH</sup>	11 <sup>CH</sup>	3 <sup>CH</sup>	23 870	24 429	24 288	24 654	24 833	NC		
15 <sup>1</sup>	13 <sup>1</sup>	34 <sup>1</sup>	60 <sup>1</sup>	53 <sup>1</sup>	678	708	537	683	628	All	Ven	
10 <sup>CH</sup>	6 <sup>CH</sup>	22 <sup>CH</sup>	31 <sup>CH</sup>	14 <sup>CH</sup>	32	42	23	27	31	C		
5 <sup>CH</sup>	7 <sup>CH</sup>	12 <sup>CH</sup>	29 <sup>CH</sup>	39 <sup>CH</sup>	647	666	514	656	597	NC		
66 <sup>1</sup>	70 <sup>1</sup>	86 <sup>1</sup>	157 <sup>1</sup>	151 <sup>1</sup>	9 643	10 244	10 178	10 092	10 083	All	Ply	
20 <sup>CH</sup>	7 <sup>CH</sup>	12 <sup>CH</sup>	24 <sup>CH</sup>	3 <sup>CH</sup>	43	44	38	46	92	C		
46 <sup>CH</sup>	63 <sup>CH</sup>	74 <sup>CH</sup>	133 <sup>CH</sup>	148 <sup>CH</sup>	9 601	10 200	10 140	10 046	9 991	NC		
47 <sup>1</sup>	70 <sup>1</sup>	19 <sup>1</sup>	24 <sup>1</sup>	24 <sup>X</sup>	82 222	84 644	81 170	80 797	80 835	All	Logs	Indonesia
0 <sup>CH</sup>	0 <sup>CH</sup>	0 <sup>CH</sup>	0 <sup>CH</sup>	0 <sup>X</sup>	802	800	803	805	800	C		
46 <sup>CH</sup>	70 <sup>CH</sup>	19 <sup>CH</sup>	23 <sup>CH</sup>	23 <sup>X</sup>	81 419	83 844	80 367	79 992	80 035	NC		
491 <sup>1</sup>	307 <sup>1</sup>	355 <sup>1</sup>	431 <sup>1</sup>	245 <sup>1</sup>	2 491	2 663	2 631	2 412	2 604	All	Sawn	
10 <sup>CH</sup>	5 <sup>CH</sup>	22 <sup>CH</sup>	31 <sup>CH</sup>	41 <sup>CH</sup>	159	150	141	106	106	C		
481 <sup>CH</sup>	302 <sup>CH</sup>	333 <sup>CH</sup>	400 <sup>CH</sup>	204 <sup>CH</sup>	2 332	2 513	2 489	2 307	2 498	NC		
129 <sup>1</sup>	110 <sup>1</sup>	104 <sup>1</sup>	154 <sup>1</sup>	126 <sup>1</sup>	1 197	1 309	1 340	1 505	1 532	All	Ven	
7 <sup>CH</sup>	6 <sup>CH</sup>	10 <sup>CH</sup>	4 <sup>CH</sup>	4 <sup>CH</sup>	20	21	17	17	22	C		
122 <sup>CH</sup>	104 <sup>CH</sup>	95 <sup>CH</sup>	144 <sup>CH</sup>	121 <sup>CH</sup>	1 177	1 288	1 324	1 488	1 510	NC		
3 311 <sup>1</sup>	3 084 <sup>1</sup>	3 134 <sup>1</sup>	3 673 <sup>1</sup>	2 720 <sup>1</sup>	1 450	1 526	1 146	1 251	2 163	All	Ply	
118 <sup>CH</sup>	106 <sup>CH</sup>	103 <sup>C</sup>	102 <sup>CH</sup>	102 <sup>X</sup>	216	232	225	227	231	C		
3 193 <sup>CH</sup>	2 978 <sup>CH</sup>	3 032 <sup>CH</sup>	3 571 <sup>CH</sup>	2 618 <sup>CH</sup>	1 234	1 294	921	1 024	1 932	NC		
1 726 <sup>1</sup>	1 351 <sup>1</sup>	917 <sup>1</sup>	611 <sup>1</sup>	310 <sup>1</sup>	16 575	15 849	12 473	11 062	11 357	All	Logs	Malaysia
8 <sup>CH</sup>	20 <sup>CH</sup>	1 <sup>CH</sup>	3 <sup>CH</sup>	5 <sup>CH</sup>	45	32	57	60	46	C		
1 718 <sup>CH</sup>	1 331 <sup>CH</sup>	916 <sup>CH</sup>	608 <sup>CH</sup>	305 <sup>CH</sup>	16 530	15 817	12 415	11 002	11 311	NC		
1 931 <sup>1</sup>	1 808 <sup>C</sup>	1 331 <sup>1</sup>	1 246 <sup>C</sup>	831 <sup>1</sup>	1 892	2 099	1 324	1 130	1 511	All	Sawn	
11 <sup>1</sup>	13 <sup>C</sup>	11 <sup>C</sup>	11 <sup>C</sup>	11 <sup>CH</sup>	170	272	228	256	270	C		
1 920 <sup>C</sup>	1 795 <sup>C</sup>	1 320	1 235 <sup>C</sup>	820 <sup>1</sup>	1 722	1 827	1 097	874	1 241	NC		
206 <sup>1</sup>	168 <sup>1</sup>	55 <sup>1</sup>	56 <sup>1</sup>	49 <sup>1</sup>	486	394	328	287	373	All	Ven	
2 <sup>CH</sup>	14 <sup>CH</sup>	3 <sup>CH</sup>	2 <sup>CH</sup>	1 <sup>CH</sup>	83	48	33	56	57	C		
204 <sup>1</sup>	155 <sup>CH</sup>	52 <sup>CH</sup>	54 <sup>CH</sup>	48 <sup>CH</sup>	403	347	295	231	316	NC		
2 141 <sup>1</sup>	1 677 <sup>1</sup>	1 594 <sup>1</sup>	1 664 <sup>1</sup>	1 520 <sup>1</sup>	1 374	1 476	1 026	1 087	1 216	All	Ply	
125 <sup>CH</sup>	73 <sup>C</sup>	62 <sup>CH</sup>	105 <sup>C</sup>	124 <sup>CH</sup>	281	194	250	135	109	C		
2 016 <sup>1</sup>	1 604 <sup>CH</sup>	1 532	1 559	1 396 <sup>1</sup>	1 093	1 282	776	951	1 108	NC		

**Table 1-1-c. Production, Trade and Consumption of All Timber by ITTO Producers (1000 m<sup>3</sup>)**

Country	Product	Species	Production					Imports				
			2018	2019	2020	2021	2022	2018	2019	2020	2021	2022
Myanmar	Logs	All	4 460 <sup>1</sup>	4 460 <sup>x</sup>	4 160 <sup>1</sup>	4 360 <sup>1</sup>	4 360 <sup>x</sup>	1 <sup>1</sup>	0 <sup>CR</sup>	0 <sup>CR</sup>	0 <sup>CR</sup>	0 <sup>CR</sup>
		C	360 <sup>x</sup>	360 <sup>x</sup>	360 <sup>x</sup>	360 <sup>x</sup>	360 <sup>x</sup>	1 <sup>C</sup>	0 <sup>CR</sup>	0 <sup>CR</sup>	0 <sup>CR</sup>	0 <sup>CR</sup>
		NC	4 100 <sup>1</sup>	4 100 <sup>x</sup>	3 800 <sup>1</sup>	4 000 <sup>1</sup>	4 000 <sup>x</sup>	0 <sup>CR</sup>	0 <sup>CR</sup>	0 <sup>CR</sup>	0 <sup>CR</sup>	0 <sup>CR</sup>
	Sawn	All	1 830 <sup>x</sup>	1 830 <sup>x</sup>	1 670 <sup>1</sup>	1 670 <sup>x</sup>	1 670 <sup>x</sup>	1 <sup>1</sup>	5 <sup>1</sup>	12 <sup>CR</sup>	6 <sup>CR</sup>	4 <sup>1</sup>
		C	80 <sup>x</sup>	80 <sup>x</sup>	70 <sup>1</sup>	70 <sup>x</sup>	70 <sup>x</sup>	1 <sup>CR</sup>	5 <sup>CR</sup>	11 <sup>CR</sup>	6 <sup>CR</sup>	4 <sup>CR</sup>
		NC	1 750 <sup>x</sup>	1 750 <sup>x</sup>	1 600 <sup>1</sup>	1 600 <sup>x</sup>	1 600 <sup>x</sup>	0 <sup>CR</sup>	0 <sup>CR</sup>	1 <sup>CR</sup>	0 <sup>CR</sup>	0 <sup>CR</sup>
	Ven	All	220 <sup>1</sup>	220 <sup>x</sup>	220 <sup>x</sup>	310 <sup>1</sup>	310 <sup>x</sup>	9 <sup>1</sup>	5 <sup>1</sup>	5 <sup>1</sup>	2 <sup>1</sup>	3 <sup>1</sup>
		C	10 <sup>1</sup>	10 <sup>x</sup>	10 <sup>x</sup>	10 <sup>x</sup>	10 <sup>x</sup>	1 <sup>CR</sup>	3 <sup>CR</sup>	3 <sup>CR</sup>	1 <sup>CR</sup>	1 <sup>x</sup>
		NC	210 <sup>x</sup>	210 <sup>x</sup>	210 <sup>x</sup>	300 <sup>1</sup>	300 <sup>x</sup>	8 <sup>CR</sup>	2 <sup>CR</sup>	2 <sup>CR</sup>	1 <sup>CR</sup>	2 <sup>CR</sup>
	Ply	All	116 <sup>x</sup>	116 <sup>x</sup>	116 <sup>x</sup>	160 <sup>1</sup>	160 <sup>x</sup>	64 <sup>1</sup>	57 <sup>1</sup>	59 <sup>1</sup>	34 <sup>1</sup>	35 <sup>1</sup>
		C	30 <sup>x</sup>	30 <sup>x</sup>	30 <sup>x</sup>	30 <sup>x</sup>	30 <sup>x</sup>	8 <sup>CR</sup>	8 <sup>CR</sup>	13 <sup>CR</sup>	7 <sup>CR</sup>	8 <sup>CR</sup>
		NC	86 <sup>x</sup>	86 <sup>x</sup>	86 <sup>x</sup>	130 <sup>1</sup>	130 <sup>x</sup>	55 <sup>CR</sup>	49 <sup>CR</sup>	46 <sup>CR</sup>	27 <sup>CR</sup>	27 <sup>CR</sup>
Papua New Guinea	Logs	All	4 800 <sup>1</sup>	4 800 <sup>x</sup>	4 300 <sup>1</sup>	3 800 <sup>1</sup>	4 400 <sup>1</sup>	0 <sup>CR</sup>	0 <sup>CR</sup>	0 <sup>CR</sup>	0 <sup>CR</sup>	0 <sup>CR</sup>
		C	100 <sup>x</sup>	100 <sup>x</sup>	100 <sup>x</sup>	100 <sup>x</sup>	100 <sup>x</sup>	0 <sup>CR</sup>	0 <sup>CR</sup>	0 <sup>CR</sup>	0 <sup>CR</sup>	0 <sup>CR</sup>
		NC	4 700 <sup>1</sup>	4 700 <sup>x</sup>	4 200 <sup>1</sup>	3 700 <sup>1</sup>	4 300 <sup>1</sup>	0 <sup>C</sup>	0 <sup>CR</sup>	0 <sup>CR</sup>	0 <sup>CR</sup>	0 <sup>CR</sup>
	Sawn	All	220 <sup>1</sup>	220 <sup>x</sup>	340 <sup>1</sup>	340 <sup>x</sup>	340 <sup>x</sup>	0 <sup>CR</sup>	0 <sup>CR</sup>	0 <sup>CR</sup>	0 <sup>CR</sup>	1 <sup>CR</sup>
		C	20 <sup>x</sup>	20 <sup>x</sup>	20 <sup>x</sup>	20 <sup>x</sup>	20 <sup>x</sup>	0 <sup>CR</sup>	0 <sup>CR</sup>	0 <sup>CR</sup>	0 <sup>CR</sup>	1 <sup>CR</sup>
		NC	200 <sup>1</sup>	200 <sup>x</sup>	320 <sup>1</sup>	320 <sup>x</sup>	320 <sup>x</sup>	0 <sup>CR</sup>	0 <sup>CR</sup>	0 <sup>CR</sup>	0 <sup>CR</sup>	0 <sup>CR</sup>
	Ven	All	63 <sup>x</sup>	63 <sup>x</sup>	76 <sup>1</sup>	76 <sup>x</sup>	76 <sup>x</sup>	0 <sup>CR</sup>	0 <sup>CR</sup>	0 <sup>CR</sup>	0 <sup>CR</sup>	0 <sup>CR</sup>
		C	1 <sup>x</sup>	1 <sup>x</sup>	1 <sup>x</sup>	1 <sup>x</sup>	1 <sup>x</sup>	0 <sup>CR</sup>	0 <sup>CR</sup>	0 <sup>CR</sup>	0 <sup>CR</sup>	0 <sup>CR</sup>
		NC	62 <sup>x</sup>	62 <sup>x</sup>	75 <sup>1</sup>	75 <sup>x</sup>	75 <sup>x</sup>	0 <sup>CR</sup>	0 <sup>CR</sup>	0 <sup>CR</sup>	0 <sup>CR</sup>	0 <sup>CR</sup>
	Ply	All	64 <sup>1</sup>	64 <sup>x</sup>	64 <sup>x</sup>	64 <sup>x</sup>	64 <sup>x</sup>	3 <sup>1</sup>	2 <sup>1</sup>	6 <sup>1</sup>	5 <sup>1</sup>	2 <sup>1</sup>
		C	14 <sup>x</sup>	14 <sup>x</sup>	14 <sup>x</sup>	14 <sup>x</sup>	14 <sup>x</sup>	1 <sup>CR</sup>	0 <sup>CR</sup>	1 <sup>CR</sup>	1 <sup>CR</sup>	1 <sup>CR</sup>
		NC	50 <sup>x</sup>	50 <sup>x</sup>	50 <sup>x</sup>	50 <sup>x</sup>	50 <sup>x</sup>	2 <sup>CR</sup>	2 <sup>CR</sup>	5 <sup>CR</sup>	4 <sup>CR</sup>	1 <sup>CR</sup>
Philippines	Logs	All	3 918 <sup>1</sup>	3 938 <sup>1</sup>	3 928 <sup>1</sup>	3 928 <sup>x</sup>	3 928 <sup>x</sup>	72 <sup>1</sup>	45 <sup>1</sup>	58 <sup>1</sup>	30 <sup>1</sup>	24 <sup>1</sup>
		C	40 <sup>CR</sup>	60 <sup>1</sup>	50 <sup>1</sup>	50 <sup>x</sup>	50 <sup>x</sup>	21	13 <sup>CR</sup>	53 <sup>CR</sup>	12 <sup>CR</sup>	6 <sup>CR</sup>
		NC	3 878 <sup>CR</sup>	3 878 <sup>x</sup>	3 878 <sup>x</sup>	3 878 <sup>x</sup>	3 878 <sup>x</sup>	51 <sup>CR</sup>	32	5	18	18
	Sawn	All	370 <sup>1</sup>	246 <sup>1</sup>	284 <sup>1</sup>	400 <sup>1</sup>	400 <sup>x</sup>	1 011 <sup>1</sup>	996 <sup>1</sup>	689 <sup>1</sup>	1 342 <sup>1</sup>	1 342 <sup>x</sup>
		C	0 <sup>x</sup>	0 <sup>x</sup>	0 <sup>x</sup>	0 <sup>x</sup>	0 <sup>x</sup>	581 <sup>CR</sup>	544 <sup>CR</sup>	396 <sup>CR</sup>	852 <sup>CR</sup>	852 <sup>x</sup>
		NC	370 <sup>1</sup>	246 <sup>1</sup>	284 <sup>1</sup>	400 <sup>1</sup>	400 <sup>x</sup>	430 <sup>CR</sup>	452 <sup>CR</sup>	293 <sup>CR</sup>	490 <sup>1</sup>	490 <sup>x</sup>
	Ven	All	213 <sup>1</sup>	285 <sup>1</sup>	170 <sup>1</sup>	293 <sup>1</sup>	293 <sup>x</sup>	85 <sup>1</sup>	67 <sup>1</sup>	71 <sup>1</sup>	89 <sup>1</sup>	100 <sup>1</sup>
		C	5 <sup>x</sup>	5 <sup>x</sup>	2 <sup>1</sup>	2 <sup>1</sup>	2 <sup>x</sup>	21 <sup>CR</sup>	16 <sup>CR</sup>	10 <sup>CR</sup>	56 <sup>CR</sup>	57 <sup>CR</sup>
		NC	208 <sup>1</sup>	280 <sup>1</sup>	168 <sup>1</sup>	291 <sup>1</sup>	291 <sup>x</sup>	64 <sup>CR</sup>	51 <sup>CR</sup>	61 <sup>CR</sup>	33 <sup>CR</sup>	43 <sup>CR</sup>
	Ply	All	189 <sup>1</sup>	210 <sup>1</sup>	140 <sup>1</sup>	281 <sup>1</sup>	281 <sup>x</sup>	1 010 <sup>1</sup>	956 <sup>1</sup>	867 <sup>1</sup>	959 <sup>1</sup>	882 <sup>1</sup>
		C	20 <sup>x</sup>	20 <sup>x</sup>	20 <sup>x</sup>	20 <sup>x</sup>	20 <sup>x</sup>	118 <sup>CR</sup>	146 <sup>CR</sup>	108 <sup>CR</sup>	119 <sup>CR</sup>	152 <sup>CR</sup>
		NC	169 <sup>1</sup>	190 <sup>1</sup>	120 <sup>1</sup>	261 <sup>1</sup>	261 <sup>x</sup>	892 <sup>CR</sup>	810 <sup>CR</sup>	759 <sup>CR</sup>	840 <sup>CR</sup>	730 <sup>CR</sup>
Thailand	Logs	All	17 600 <sup>1</sup>	17 600 <sup>x</sup>	17 000 <sup>1</sup>	17 000 <sup>x</sup>	17 000 <sup>x</sup>	20 <sup>1</sup>	29 <sup>1</sup>	18 <sup>1</sup>	23 <sup>1</sup>	9 <sup>1</sup>
		C	0 <sup>x</sup>	0 <sup>x</sup>	0 <sup>x</sup>	0 <sup>x</sup>	0 <sup>x</sup>	11 <sup>CR</sup>	14 <sup>CR</sup>	8 <sup>C</sup>	14 <sup>C</sup>	4 <sup>CR</sup>
		NC	17 600 <sup>1</sup>	17 600 <sup>x</sup>	17 000 <sup>1</sup>	17 000 <sup>x</sup>	17 000 <sup>x</sup>	9 <sup>CR</sup>	15 <sup>CR</sup>	10 <sup>CR</sup>	10 <sup>CR</sup>	5 <sup>CR</sup>
	Sawn	All	4 500 <sup>1</sup>	4 500 <sup>x</sup>	4 300 <sup>1</sup>	4 300 <sup>x</sup>	4 200 <sup>1</sup>	977 <sup>1</sup>	618 <sup>1</sup>	718 <sup>1</sup>	698 <sup>1</sup>	607 <sup>1</sup>
		C	0 <sup>CR</sup>	0 <sup>x</sup>	0 <sup>x</sup>	0 <sup>x</sup>	0 <sup>x</sup>	328 <sup>CR</sup>	292 <sup>CR</sup>	299 <sup>CR</sup>	350 <sup>CR</sup>	258 <sup>CR</sup>
		NC	4 500 <sup>1</sup>	4 500 <sup>x</sup>	4 300 <sup>1</sup>	4 300 <sup>x</sup>	4 200 <sup>1</sup>	649 <sup>CR</sup>	326 <sup>CR</sup>	419 <sup>CR</sup>	348 <sup>CR</sup>	348 <sup>x</sup>
	Ven	All	185 <sup>x</sup>	185 <sup>x</sup>	185 <sup>x</sup>	300 <sup>1</sup>	300 <sup>x</sup>	25 <sup>1</sup>	15 <sup>1</sup>	16 <sup>1</sup>	13 <sup>1</sup>	12 <sup>1</sup>
		C	0 <sup>x</sup>	0 <sup>x</sup>	0 <sup>x</sup>	0 <sup>x</sup>	0 <sup>x</sup>	2 <sup>CR</sup>	1 <sup>CR</sup>	1 <sup>CR</sup>	1 <sup>CR</sup>	1 <sup>CR</sup>
		NC	185 <sup>x</sup>	185 <sup>x</sup>	185 <sup>x</sup>	300 <sup>1</sup>	300 <sup>x</sup>	23 <sup>CR</sup>	15 <sup>CR</sup>	15 <sup>CR</sup>	12 <sup>CR</sup>	11 <sup>CR</sup>
	Ply	All	120 <sup>x</sup>	120 <sup>x</sup>	120 <sup>x</sup>	120 <sup>x</sup>	120 <sup>x</sup>	380 <sup>1</sup>	393 <sup>1</sup>	426 <sup>1</sup>	431 <sup>1</sup>	345 <sup>1</sup>
		C	0 <sup>x</sup>	0 <sup>x</sup>	0 <sup>x</sup>	0 <sup>x</sup>	0 <sup>x</sup>	34 <sup>CR</sup>	31 <sup>CR</sup>	43 <sup>CR</sup>	33 <sup>CR</sup>	14 <sup>x</sup>
		NC	120 <sup>x</sup>	120 <sup>x</sup>	120 <sup>x</sup>	120 <sup>x</sup>	120 <sup>x</sup>	346 <sup>CR</sup>	363 <sup>CR</sup>	383 <sup>CR</sup>	397 <sup>CR</sup>	331 <sup>CR</sup>
Viet Nam	Logs	All	37 535 <sup>1</sup>	37 535 <sup>1</sup>	37 535 <sup>x</sup>	33 500 <sup>1</sup>	33 500 <sup>x</sup>	2 350 <sup>1</sup>	2 496 <sup>1</sup>	2 194 <sup>1</sup>	2 265 <sup>1</sup>	2 435 <sup>1</sup>
		C	1 500 <sup>x</sup>	1 500 <sup>x</sup>	1 500 <sup>x</sup>	1 500 <sup>x</sup>	1 500 <sup>x</sup>	69 <sup>CR</sup>	174 <sup>CR</sup>	174 <sup>CR</sup>	335 <sup>CR</sup>	335 <sup>x</sup>
		NC	36 035 <sup>CR</sup>	36 035 <sup>CR</sup>	36 035 <sup>x</sup>	32 000 <sup>1</sup>	32 000 <sup>x</sup>	2 281 <sup>1</sup>	2 322 <sup>1</sup>	2 020 <sup>1</sup>	1 930 <sup>1</sup>	2 100 <sup>1</sup>
	Sawn	All	6 000 <sup>x</sup>	5 219 <sup>1</sup>	5 297 <sup>1</sup>	5 471 <sup>1</sup>	5 471 <sup>x</sup>	2 409 <sup>1</sup>	2 845 <sup>1</sup>	2 827 <sup>1</sup>	2 506 <sup>1</sup>	2 460 <sup>1</sup>
		C	0 <sup>x</sup>	0 <sup>x</sup>	0 <sup>1</sup>	0 <sup>x</sup>	0 <sup>x</sup>	865 <sup>CR</sup>	965 <sup>CR</sup>	1 137 <sup>CR</sup>	1 375 <sup>CR</sup>	1 375 <sup>x</sup>
		NC	6 000 <sup>x</sup>	5 219 <sup>1</sup>	5 297 <sup>1</sup>	5 471 <sup>1</sup>	5 471 <sup>x</sup>	1 544 <sup>1</sup>	1 880 <sup>1</sup>	1 690 <sup>1</sup>	1 131 <sup>CR</sup>	1 085 <sup>1</sup>
	Ven	All	1 052 <sup>x</sup>	1 202 <sup>1</sup>	1 415 <sup>1</sup>	2 915 <sup>1</sup>	2 915 <sup>x</sup>	84 <sup>1</sup>	127 <sup>1</sup>	145 <sup>1</sup>	172 <sup>1</sup>	139 <sup>1</sup>
		C	2 <sup>x</sup>	2 <sup>x</sup>	15 <sup>1</sup>	15 <sup>x</sup>	15 <sup>x</sup>	8 <sup>CR</sup>	12 <sup>CR</sup>	5 <sup>CR</sup>	7 <sup>CR</sup>	4 <sup>CR</sup>
		NC	1 050 <sup>x</sup>	1 200 <sup>1</sup>	1 400 <sup>1</sup>	2 900 <sup>1</sup>	2 900 <sup>x</sup>	76 <sup>CR</sup>	114 <sup>CR</sup>	140 <sup>CR</sup>	165 <sup>CR</sup>	135 <sup>CR</sup>
	Ply	All	1 350 <sup>1</sup>	1 650 <sup>1</sup>	2 650 <sup>1</sup>	3 650 <sup>1</sup>	2 650 <sup>1</sup>	493 <sup>1</sup>	533 <sup>1</sup>	616 <sup>1</sup>	491 <sup>1</sup>	491 <sup>x</sup>
		C	550 <sup>1</sup>	550 <sup>x</sup>	550 <sup>x</sup>	550 <sup>x</sup>	550 <sup>x</sup>	83 <sup>C</sup>	37 <sup>C</sup>	34 <sup>C</sup>	34 <sup>CR</sup>	34 <sup>x</sup>
		NC	800 <sup>1</sup>	1 100 <sup>1</sup>	2 100 <sup>1</sup>	3 100 <sup>1</sup>	2 100 <sup>1</sup>	410 <sup>CR</sup>	496 <sup>CR</sup>	582 <sup>CR</sup>	457 <sup>CR</sup>	457 <sup>x</sup>
Latin America/ Caribbean	Logs	All	181 661	166 840	164 500	164 573	164 949	103	115	131	143	120
		C	56 766	53 951	53 447	53 078	53 080	60	100	84	88	75
		NC	124 894	112 889	111 053	111 495	111 870	43	15	47	55	45
	Sawn	All	18 045	17 993	17 340	17 470	17 653	2 172	2 726	2 282	3 423	3 292
		C	12 230	12 027	11 759	11 671	11 672	1 698	2 174	1 753	2 777	2 677
		NC	5 815	5 965	5 581	5 799	5 981	474	552	528	646	615
	Ven	All	1 383	1 405	1 383	1 374	1 374	49	59	49	60	61
		C	940	964	948	949	949	23	27	21	30	32
		NC	443	441	434	425	425	26	32	28	30	29
	Ply	All	4 703	4 146	3 931	4 117	3 876	1 006	966	1 022	1 343	1 069
		C	3 875	3 374	3 157	3 256	3 056	563	567	557	682	520
		NC	828	772	774	862	820	443	398	465	661	549
Brazil	Logs	All	158 050 <sup>CR</sup>	142 989 <sup>CR</sup>	142 989 <sup>CR</sup>	142 989 <sup>x</sup>	142 989 <sup>x</sup>	38 <sup>1</sup>	9 <sup>C</sup>	39 <sup>1</sup>	16 <sup>1</sup>	31 <sup>1</sup>
		C	44 398 <sup>CR</sup>	41 800 <sup>CR</sup>	41 800 <sup>CR</sup>	41 800 <sup>x</sup>	41 800 <sup>x</sup>	0 <sup>C</sup>	0 <sup>CR</sup>	0 <sup>CR</sup>	3 <sup>CR</sup>	0 <sup>CR</sup>
		NC	113 652 <sup>CR</sup>	101 189 <sup>CR</sup>	101 189 <sup>CR</sup>	101 189 <sup>x</sup>	101 189 <sup>x</sup>	38 <sup>CR</sup>	9 <sup>C</sup>	39 <sup>C</sup>	13 <sup>C</sup>	31 <sup>CR</sup>
	Sawn	All	10 840 <sup>1</sup>	10 840 <sup>x</sup>	10 840 <sup>x</sup>	10 840 <sup>x</sup>	10 840 <sup>x</sup>	62 <sup>1</sup>	67 <sup>1</sup>	107 <sup>1</sup>	59 <sup>C</sup>	37 <sup>1</sup>
		C	7 840 <sup>1</sup>	7 840 <sup>x</sup>	7 840 <sup>x</sup>	7 840 <sup>x</sup>	7 840 <sup>x</sup>	10 <sup>C</sup>	14 <sup>C</sup>	6 <sup>C</sup>	13 <sup>C</sup>	10 <sup>CR</sup>
		NC	3 000 <sup>1</sup>	3 000 <sup>x</sup>	3 000 <sup>x</sup>	3 000 <sup>x</sup>	3 000 <sup>x</sup>	51 <sup>C</sup>	53 <sup>CR</sup>	101 <sup>CR</sup>	46 <sup>C</sup>	27 <sup>CR&lt;/</sup>



Exports					Domestic Consumption					Product	Country	
2018	2019	2020	2021	2022	2018	2019	2020	2021	2022			
28 <sup>1</sup>	36 <sup>1</sup>	3 <sup>1</sup>	23 <sup>1</sup>	6 <sup>1</sup>	4 433	4 425	4 157	4 337	4 354	All	Logs	Myanmar
0 <sup>CR</sup>	21 <sup>C</sup>	0 <sup>CR</sup>	0 <sup>C</sup>	0 <sup>S</sup>	361	339	360	360	360	C		
28 <sup>CR</sup>	15 <sup>CR</sup>	3 <sup>CR</sup>	23 <sup>CR</sup>	6 <sup>CR</sup>	4 072	4 086	3 797	3 977	3 994	NC		
137 <sup>1</sup>	139 <sup>1</sup>	186 <sup>1</sup>	176 <sup>1</sup>	123 <sup>1</sup>	1 694	1 696	1 496	1 500	1 551	All	Sawn	
0 <sup>CR</sup>	0 <sup>CR</sup>	0 <sup>CR</sup>	0 <sup>CR</sup>	0 <sup>CR</sup>	81	85	80	76	74	C		
137 <sup>CR</sup>	139 <sup>CR</sup>	186 <sup>CR</sup>	176 <sup>CR</sup>	123 <sup>CR</sup>	1 613	1 611	1 415	1 424	1 477	NC		
117 <sup>1</sup>	90 <sup>1</sup>	103 <sup>1</sup>	206 <sup>1</sup>	226 <sup>1</sup>	112	135	122	106	87	All	Ven	
3 <sup>CR</sup>	4 <sup>CR</sup>	5 <sup>CR</sup>	4 <sup>CR</sup>	4 <sup>CR</sup>	8	9	8	6	7	C		
114 <sup>CR</sup>	86 <sup>CR</sup>	98 <sup>CR</sup>	202 <sup>CR</sup>	222 <sup>CR</sup>	104	126	114	100	81	NC		
9 <sup>1</sup>	3 <sup>1</sup>	4 <sup>1</sup>	6 <sup>1</sup>	11 <sup>1</sup>	171	170	170	187	184	All	Ply	
2 <sup>CR</sup>	0 <sup>CR</sup>	1 <sup>CR</sup>	1 <sup>CR</sup>	6 <sup>CR</sup>	36	38	42	35	32	C		
6 <sup>CR</sup>	3 <sup>CR</sup>	4 <sup>CR</sup>	5 <sup>CR</sup>	5 <sup>S</sup>	135	132	128	152	152	NC		
3 756 <sup>CR</sup>	3 774 <sup>1</sup>	3 065 <sup>1</sup>	2 465 <sup>CR</sup>	3 156 <sup>1</sup>	1 044	1 026	1 235	1 336	1 244	All	Logs	Papua New Guinea
1 <sup>CR</sup>	1 <sup>CR</sup>	1 <sup>CR</sup>	2 <sup>CR</sup>	3 <sup>CR</sup>	99	99	99	98	97	C		
3 754 <sup>CR</sup>	3 773 <sup>1</sup>	3 064 <sup>1</sup>	2 463 <sup>CR</sup>	3 153 <sup>1</sup>	946	927	1 136	1 237	1 147	NC		
64 <sup>CR</sup>	123 <sup>1</sup>	44 <sup>CR</sup>	93 <sup>1</sup>	93 <sup>1</sup>	156	97	296	248	248	All	Sawn	
0 <sup>CR</sup>	0 <sup>CR</sup>	0 <sup>CR</sup>	0 <sup>CR</sup>	1 <sup>CR</sup>	20	20	20	20	20	C		
64 <sup>CR</sup>	123 <sup>CR</sup>	44 <sup>CR</sup>	92 <sup>CR</sup>	92 <sup>S</sup>	136	77	276	228	228	NC		
0 <sup>X</sup>	2 <sup>X</sup>	17 <sup>1</sup>	6 <sup>1</sup>	7 <sup>1</sup>	63	61	59	70	69	All	Ven	
0 <sup>X</sup>	0 <sup>X</sup>	0 <sup>CR</sup>	0 <sup>C</sup>	0 <sup>S</sup>	1	1		1	1	C		
0 <sup>CR</sup>	2 <sup>CR</sup>	17 <sup>CR</sup>	6 <sup>CR</sup>	7 <sup>CR</sup>	62	60	59	69	68	NC		
12 <sup>1</sup>	14 <sup>1</sup>	7 <sup>1</sup>	8 <sup>1</sup>	10 <sup>1</sup>	56	52	63	61	57	All	Ply	
2 <sup>CR</sup>	6 <sup>CR</sup>	5 <sup>CR</sup>	6 <sup>CR</sup>	9 <sup>CR</sup>	12	9	9	9	6	C		
9 <sup>CR</sup>	9 <sup>CR</sup>	2 <sup>CR</sup>	2 <sup>CR</sup>	1 <sup>CR</sup>	43	43	54	53	50	NC		
2 <sup>1</sup>	0 <sup>CR</sup>	0 <sup>CR</sup>	0 <sup>CR</sup>	0 <sup>CR</sup>	3 988	3 982	3 986	3 958	3 952	All	Logs	Philippines
0	0 <sup>CR</sup>	0 <sup>CR</sup>	0 <sup>CR</sup>	0 <sup>CR</sup>	61	73	103	62	56	C		
2 <sup>CR</sup>	0 <sup>CR</sup>	0 <sup>CR</sup>	0 <sup>CR</sup>	0 <sup>CR</sup>	3 927	3 909	3 883	3 896	3 896	NC		
256 <sup>1</sup>	297 <sup>CR</sup>	258 <sup>1</sup>	480 <sup>CR</sup>	495 <sup>1</sup>	1 125	945	715	1 262	1 247	All	Sawn	
1 <sup>CR</sup>	2 <sup>CR</sup>	1 <sup>CR</sup>	2 <sup>CR</sup>	10 <sup>CR</sup>	581	543	395	850	842	C		
255 <sup>CR</sup>	295 <sup>CR</sup>	257 <sup>1</sup>	477 <sup>CR</sup>	485 <sup>CR</sup>	545	403	320	413	405	NC		
4 <sup>1</sup>	2 <sup>1</sup>	0 <sup>CR</sup>	2 <sup>1</sup>	1 <sup>1</sup>	294	350	241	381	392	All	Ven	
0 <sup>CR</sup>	0 <sup>CR</sup>	0 <sup>CR</sup>	0 <sup>CR</sup>	0 <sup>CR</sup>	26	21	12	58	59	C		
4 <sup>CR</sup>	2 <sup>CR</sup>	0 <sup>CR</sup>	2 <sup>CR</sup>	1 <sup>CR</sup>	268	329	229	323	333	NC		
15 <sup>1</sup>	25 <sup>1</sup>	8 <sup>1</sup>	11 <sup>1</sup>	11 <sup>S</sup>	1 183	1 141	999	1 229	1 152	All	Ply	
9 <sup>CR</sup>	17 <sup>CR</sup>	3 <sup>1</sup>	5 <sup>1</sup>	5 <sup>S</sup>	129	148	125	134	167	C		
6 <sup>CR</sup>	8 <sup>CR</sup>	5 <sup>CR</sup>	6 <sup>CR</sup>	6 <sup>S</sup>	1 055	993	874	1 095	984	NC		
9 <sup>1</sup>	10 <sup>1</sup>	61 <sup>1</sup>	64 <sup>1</sup>	20 <sup>1</sup>	17 611	17 619	16 957	16 960	16 989	All	Logs	Thailand
0 <sup>CR</sup>	0 <sup>CR</sup>	0 <sup>CR</sup>	0 <sup>CR</sup>	0 <sup>CR</sup>	11	13	8	13	4	C		
9 <sup>CR</sup>	10 <sup>CR</sup>	61 <sup>CR</sup>	63 <sup>CR</sup>	19 <sup>CR</sup>	17 600	17 605	16 949	16 946	16 985	NC		
4 802 <sup>1</sup>	3 939 <sup>1</sup>	3 958 <sup>1</sup>	3 860 <sup>1</sup>	3 983 <sup>1</sup>	675	1 179	1 059	1 138	823	All	Sawn	
2 <sup>CR</sup>	4 <sup>CR</sup>	2 <sup>CR</sup>	7 <sup>CR</sup>	1 <sup>CR</sup>	326	288	297	343	257	C		
4 800 <sup>CR</sup>	3 935 <sup>CR</sup>	3 957 <sup>CR</sup>	3 853 <sup>CR</sup>	3 982 <sup>CR</sup>	349	891	762	795	566	NC		
104 <sup>1</sup>	123 <sup>1</sup>	134 <sup>1</sup>	251 <sup>1</sup>	158 <sup>1</sup>	106	78	67	62	153	All	Ven	
1 <sup>CR</sup>	1 <sup>CR</sup>	1 <sup>CR</sup>	0 <sup>CR</sup>	1 <sup>CR</sup>	1	0	0	1	-0	C		
103 <sup>CR</sup>	122 <sup>CR</sup>	134 <sup>CR</sup>	251 <sup>CR</sup>	158 <sup>CR</sup>	105	77	67	62	153	NC		
60 <sup>1</sup>	99 <sup>1</sup>	129 <sup>1</sup>	108 <sup>1</sup>	88 <sup>1</sup>	441	414	417	442	378	All	Ply	
3 <sup>CR</sup>	6 <sup>CR</sup>	6 <sup>CR</sup>	4 <sup>CR</sup>	15 <sup>CR</sup>	31	25	38	29	-0	C		
57 <sup>CR</sup>	93 <sup>CR</sup>	123 <sup>CR</sup>	104 <sup>CR</sup>	73 <sup>CR</sup>	410	389	379	413	378	NC		
90 <sup>1</sup>	42 <sup>1</sup>	14 <sup>1</sup>	21 <sup>1</sup>	8 <sup>1</sup>	39 795	39 990	39 715	35 744	35 926	All	Logs	Viet Nam
6 <sup>CR</sup>	1 <sup>CR</sup>	2 <sup>CR</sup>	0 <sup>CR</sup>	1 <sup>CR</sup>	1 562	1 673	1 671	1 834	1 834	C		
84 <sup>CR</sup>	40 <sup>CR</sup>	12 <sup>CR</sup>	21 <sup>CR</sup>	8 <sup>CR</sup>	38 233	38 317	38 043	33 909	34 092	NC		
274 <sup>1</sup>	236 <sup>1</sup>	229 <sup>1</sup>	251 <sup>1</sup>	188 <sup>1</sup>	8 135	7 827	7 896	7 726	7 743	All	Sawn	
22 <sup>CR</sup>	10 <sup>CR</sup>	12 <sup>CR</sup>	16 <sup>CR</sup>	23 <sup>CR</sup>	843	954	1 125	1 359	1 352	C		
252 <sup>CR</sup>	226 <sup>CR</sup>	217 <sup>CR</sup>	234 <sup>CR</sup>	165 <sup>CR</sup>	7 292	6 873	6 770	6 368	6 391	NC		
601 <sup>1</sup>	762 <sup>1</sup>	975 <sup>1</sup>	2 403 <sup>1</sup>	1 267 <sup>1</sup>	536	567	585	684	1 788	All	Ven	
1 <sup>CR</sup>	2 <sup>CR</sup>	0 <sup>CR</sup>	3 <sup>CR</sup>	3 <sup>S</sup>	9	13	20	19	17	C		
599 <sup>CR</sup>	761 <sup>CR</sup>	974 <sup>CR</sup>	2 401 <sup>CR</sup>	1 264 <sup>CR</sup>	527	554	565	665	1 771	NC		
1 147 <sup>1</sup>	1 333 <sup>1</sup>	1 295 <sup>1</sup>	1 785 <sup>1</sup>	1 979 <sup>1</sup>	696	850	1 971	2 356	1 162	All	Ply	
347 <sup>C</sup>	201 <sup>C</sup>	152 <sup>CR</sup>	161 <sup>C</sup>	214 <sup>CR</sup>	286	386	432	423	370	C		
800 <sup>CR</sup>	1 132 <sup>CR</sup>	1 143 <sup>CR</sup>	1 624 <sup>CR</sup>	1 765 <sup>CR</sup>	410	464	1 539	1 933	792	NC		
<b>1 998</b>	<b>2 163</b>	<b>2 370</b>	<b>4 020</b>	<b>3 838</b>	<b>179 766</b>	<b>164 792</b>	<b>162 261</b>	<b>160 696</b>	<b>161 231</b>	All	Logs	
<b>132</b>	<b>208</b>	<b>378</b>	<b>792</b>	<b>218</b>	<b>56 694</b>	<b>53 842</b>	<b>53 153</b>	<b>52 375</b>	<b>52 937</b>	C		
<b>1 866</b>	<b>1 955</b>	<b>1 992</b>	<b>3 229</b>	<b>3 620</b>	<b>123 072</b>	<b>110 950</b>	<b>109 108</b>	<b>108 322</b>	<b>108 294</b>	NC		
<b>4 294</b>	<b>4 037</b>	<b>3 521</b>	<b>4 969</b>	<b>4 051</b>	<b>15 923</b>	<b>16 681</b>	<b>16 101</b>	<b>15 924</b>	<b>16 894</b>	All	Sawn	
<b>3 242</b>	<b>2 941</b>	<b>2 338</b>	<b>3 702</b>	<b>3 026</b>	<b>10 686</b>	<b>11 260</b>	<b>11 174</b>	<b>10 747</b>	<b>11 323</b>	C		
<b>1 052</b>	<b>1 096</b>	<b>1 183</b>	<b>1 267</b>	<b>1 025</b>	<b>5 237</b>	<b>5 421</b>	<b>4 926</b>	<b>5 177</b>	<b>5 571</b>	NC		Latin America/ Caribbean
<b>123</b>	<b>116</b>	<b>190</b>	<b>171</b>	<b>208</b>	<b>1 308</b>	<b>1 349</b>	<b>1 241</b>	<b>1 262</b>	<b>1 226</b>	All	Ven	
<b>105</b>	<b>89</b>	<b>116</b>	<b>91</b>	<b>101</b>	<b>858</b>	<b>903</b>	<b>853</b>	<b>888</b>	<b>880</b>	C		
<b>18</b>	<b>27</b>	<b>74</b>	<b>81</b>	<b>107</b>	<b>451</b>	<b>446</b>	<b>388</b>	<b>374</b>	<b>347</b>	NC		
<b>3 215</b>	<b>3 005</b>	<b>2 864</b>	<b>3 087</b>	<b>2 586</b>	<b>2 494</b>	<b>2 107</b>	<b>2 089</b>	<b>2 374</b>	<b>2 358</b>	All	Ply	
<b>2 885</b>	<b>2 661</b>	<b>2 469</b>	<b>2 624</b>	<b>2 303</b>	<b>1 552</b>	<b>1 280</b>	<b>1 244</b>	<b>1 313</b>	<b>1 273</b>	C		
<b>330</b>	<b>344</b>	<b>395</b>	<b>462</b>	<b>283</b>	<b>941</b>	<b>827</b>	<b>845</b>	<b>1 060</b>	<b>1 086</b>	NC		
352 <sup>1</sup>	756 <sup>1</sup>	1 273 <sup>1</sup>	2 504 <sup>1</sup>	2 396 <sup>1</sup>	157 736	142 242	141 755	140 501	140 625	All	Logs	Brazil
19 <sup>C</sup>	97 <sup>C</sup>	316 <sup>CR</sup>	705 <sup>C</sup>	117 <sup>C</sup>	44 379	41 703	41 484	41 098	41 683	C		
332 <sup>CR</sup>	659 <sup>CR</sup>	957 <sup>CR</sup>	1 799 <sup>CR</sup>	2 279 <sup>CR</sup>	113 358	100 539	100 271	99 403	98 941	NC		
3 742 <sup>1</sup>	3 401 <sup>1</sup>	2 794 <sup>1</sup>	4 411 <sup>1</sup>	3 540 <sup>1</sup>	7 160	7 506	8 153	6 488	7 337	All	Sawn	
3 078 <sup>C</sup>	2 791 <sup>F</sup>	2 219 <sup>F</sup>	3 524 <sup>C</sup>	2 882 <sup>CR</sup>	4 772	5 063	5 627	4 329	4 968	C		
664 <sup>CR</sup>	610 <sup>CR</sup>	575 <sup>CR</sup>	887 <sup>CR</sup>	658 <sup>CR</sup>	2 387	2 443	2 526	2 159	2 369	NC		
120 <sup>1</sup>	111 <sup>1</sup>	187 <sup>1</sup>	171 <sup>1</sup>	208 <sup>1</sup>	433	441	366	384	349	All	Ven	
105 <sup>CR</sup>	88 <sup>CR</sup>	116 <sup>CR</sup>	90 <sup>CR</sup>	101 <sup>CR</sup>	145	162	134	160	149	C		
15 <sup>CR</sup>	23 <sup>CR</sup>	71 <sup>CR</sup>	80 <sup>CR</sup>	107 <sup>CR</sup>	288	279	232	224	200	NC		
3 072 <sup>1</sup>	2 863 <sup>1</sup>	2 690 <sup>1</sup>	2 877 <sup>1</sup>	2 414 <sup>1</sup>	697	409	379	387	590	All	Ply	
2 874 <sup>C</sup>	2 650 <sup>1</sup>	2 457 <sup>C</sup>										

**Table 1-1-c. Production, Trade and Consumption of All Timber by ITTO Producers (1000 m<sup>3</sup>)**

Country	Product	Species	Production					Imports				
			2018	2019	2020	2021	2022	2018	2019	2020	2021	2022
Colombia	Logs	All	2 666	2 523	2 545	1 868	1 868	3 <sup>1</sup>	2 <sup>ch</sup>	0 <sup>chr</sup>	4 <sup>1</sup>	9 <sup>1</sup>
		C	897	849	856	628	628	1 <sup>c</sup>	2 <sup>ch</sup>	0 <sup>chr</sup>	4 <sup>chr</sup>	7 <sup>chr</sup>
		NC	1 769	1 674	1 689	1 240	1 240	2 <sup>ci</sup>	0 <sup>chr</sup>	0 <sup>chr</sup>	0 <sup>chr</sup>	2 <sup>chr</sup>
	Sawn	All	353	334	337	247	247	30 <sup>1</sup>	32 <sup>1</sup>	30 <sup>1</sup>	46 <sup>1</sup>	34 <sup>1</sup>
		C	85	80	81	59	59	28 <sup>ch</sup>	30 <sup>ch</sup>	29 <sup>chr</sup>	44 <sup>chr</sup>	34 <sup>chr</sup>
		NC	269	254	256	188	188	2 <sup>ci</sup>	1 <sup>chr</sup>	1 <sup>chr</sup>	1 <sup>chr</sup>	0 <sup>chr</sup>
	Ven	All	1	1	1	1	1	1 <sup>1</sup>	1 <sup>1</sup>	1 <sup>1</sup>	1 <sup>1</sup>	1 <sup>1</sup>
		C	0	0	0	0	0	0 <sup>chr</sup>	0 <sup>chr</sup>	0 <sup>chr</sup>	0 <sup>chr</sup>	0 <sup>chr</sup>
		NC	1	1	1	1	1	1 <sup>chr</sup>	1 <sup>chr</sup>	1 <sup>chr</sup>	1 <sup>chr</sup>	1 <sup>chr</sup>
	Ply	All	43	40	40 <sup>1</sup>	40 <sup>1</sup>	40 <sup>1</sup>	44 <sup>1</sup>	38 <sup>1</sup>	33 <sup>1</sup>	33 <sup>1</sup>	36 <sup>1</sup>
		C	0	0	0	0	0	27 <sup>ch</sup>	24 <sup>ch</sup>	19 <sup>ch</sup>	15 <sup>ch</sup>	22 <sup>chr</sup>
		NC	43	40	40 <sup>x</sup>	40 <sup>x</sup>	40 <sup>x</sup>	18 <sup>chr</sup>	14 <sup>chr</sup>	14 <sup>chr</sup>	18 <sup>chr</sup>	14 <sup>chr</sup>
Costa Rica	Logs	All	1 317 <sup>ps</sup>	1 221 <sup>1</sup>	1 171 <sup>1</sup>	1 171 <sup>x</sup>	1 171 <sup>x</sup>	7 <sup>1</sup>	10 <sup>c</sup>	6 <sup>c</sup>	7 <sup>1</sup>	10 <sup>1</sup>
		C	100 <sup>ps</sup>	100 <sup>x</sup>	100 <sup>1</sup>	100 <sup>x</sup>	100 <sup>x</sup>	6 <sup>ci</sup>	9 <sup>c</sup>	5 <sup>c</sup>	4 <sup>chr</sup>	8 <sup>chr</sup>
		NC	1 217 <sup>ps</sup>	1 121 <sup>ps</sup>	1 071 <sup>1</sup>	1 071 <sup>x</sup>	1 071 <sup>x</sup>	2 <sup>c</sup>	1 <sup>c</sup>	1 <sup>c</sup>	2	2
	Sawn	All	452 <sup>1</sup>	391 <sup>1</sup>	455 <sup>1</sup>	426 <sup>1</sup>	426 <sup>1</sup>	202 <sup>1</sup>	139 <sup>c</sup>	167 <sup>c</sup>	143 <sup>1</sup>	165 <sup>1</sup>
		C	0 <sup>x</sup>	0 <sup>x</sup>	0 <sup>x</sup>	0 <sup>x</sup>	0 <sup>x</sup>	201 <sup>ci</sup>	138 <sup>c</sup>	166 <sup>c</sup>	141 <sup>ch</sup>	164 <sup>chr</sup>
		NC	452	391	455	426	426	1 <sup>ci</sup>	1 <sup>c</sup>	1 <sup>c</sup>	2 <sup>c</sup>	1
	Ven	All	1 <sup>1</sup>	2 <sup>1</sup>	0	0	0	0 <sup>ch</sup>	0 <sup>ch</sup>	0 <sup>ch</sup>	0 <sup>ch</sup>	0 <sup>ch</sup>
		C	0	1	0	0	0	0 <sup>ch</sup>	0 <sup>chr</sup>	0 <sup>chr</sup>	0 <sup>chr</sup>	0 <sup>chr</sup>
		NC	1 <sup>x</sup>	1 <sup>x</sup>	0	0	0	0 <sup>chr</sup>	0 <sup>chr</sup>	0 <sup>chr</sup>	0 <sup>chr</sup>	0 <sup>chr</sup>
	Ply	All	37 <sup>1</sup>	37 <sup>1</sup>	37 <sup>1</sup>	37 <sup>1</sup>	37 <sup>1</sup>	20 <sup>1</sup>	17 <sup>1</sup>	17 <sup>1</sup>	18 <sup>1</sup>	10 <sup>1</sup>
		C	0	0	0	0	0	7 <sup>c</sup>	5 <sup>ci</sup>	5 <sup>c</sup>	3 <sup>ch</sup>	4 <sup>chr</sup>
		NC	37 <sup>x</sup>	37 <sup>x</sup>	37 <sup>1</sup>	37 <sup>x</sup>	37 <sup>x</sup>	13 <sup>chr</sup>	12 <sup>chr</sup>	12 <sup>chr</sup>	16 <sup>chr</sup>	5 <sup>chr</sup>
Ecuador	Logs	All	3 150 <sup>1</sup>	3 671 <sup>1</sup>	3 129 <sup>1</sup>	3 400 <sup>1</sup>	3 400 <sup>x</sup>	0 <sup>ch</sup>	0 <sup>ch</sup>	0 <sup>chr</sup>	0 <sup>ch</sup>	0 <sup>c</sup>
		C	1 000 <sup>1</sup>	1 000 <sup>x</sup>	1 000 <sup>x</sup>	1 000 <sup>x</sup>	1 000 <sup>x</sup>	0 <sup>ch</sup>	0 <sup>ch</sup>	0 <sup>chr</sup>	0 <sup>chr</sup>	0 <sup>c</sup>
		NC	2 150 <sup>1</sup>	2 671 <sup>1</sup>	2 129 <sup>1</sup>	2 400 <sup>1</sup>	2 400 <sup>x</sup>	0 <sup>ch</sup>	0 <sup>chr</sup>	0 <sup>chr</sup>	0 <sup>chr</sup>	0 <sup>c</sup>
	Sawn	All	559 <sup>1</sup>	559 <sup>1</sup>	559 <sup>x</sup>	559 <sup>x</sup>	559 <sup>x</sup>	15 <sup>1</sup>	19 <sup>1</sup>	32 <sup>1</sup>	47 <sup>1</sup>	47 <sup>1</sup>
		C	54	54	54 <sup>x</sup>	54 <sup>x</sup>	54 <sup>x</sup>	13 <sup>ch</sup>	16 <sup>chr</sup>	16 <sup>ch</sup>	11 <sup>chr</sup>	11 <sup>chr</sup>
		NC	505 <sup>x</sup>	505 <sup>x</sup>	505 <sup>x</sup>	505 <sup>x</sup>	505 <sup>x</sup>	2 <sup>c</sup>	3 <sup>ci</sup>	16 <sup>c</sup>	36 <sup>c</sup>	36 <sup>x</sup>
	Ven	All	243 <sup>x</sup>	243 <sup>x</sup>	243 <sup>x</sup>	243 <sup>x</sup>	243 <sup>x</sup>	2 <sup>1</sup>	1 <sup>1</sup>	1 <sup>1</sup>	1 <sup>1</sup>	1 <sup>1</sup>
		C	198 <sup>x</sup>	198 <sup>x</sup>	198 <sup>x</sup>	198 <sup>x</sup>	198 <sup>x</sup>	0 <sup>chr</sup>	0 <sup>chr</sup>	0 <sup>chr</sup>	0 <sup>chr</sup>	0 <sup>chr</sup>
		NC	45 <sup>x</sup>	45 <sup>x</sup>	45 <sup>x</sup>	45 <sup>x</sup>	45 <sup>x</sup>	1 <sup>ci</sup>	1 <sup>ci</sup>	1 <sup>ci</sup>	1 <sup>ci</sup>	1 <sup>chr</sup>
	Ply	All	487 <sup>x</sup>	487 <sup>x</sup>	487 <sup>x</sup>	487 <sup>x</sup>	487 <sup>x</sup>	2 <sup>1</sup>	2 <sup>1</sup>	1 <sup>1</sup>	1 <sup>1</sup>	0 <sup>ch</sup>
		C	149 <sup>x</sup>	149 <sup>x</sup>	149 <sup>x</sup>	149 <sup>x</sup>	149 <sup>x</sup>	1 <sup>c</sup>	1 <sup>ch</sup>	0 <sup>chr</sup>	1 <sup>c</sup>	0 <sup>chr</sup>
		NC	338 <sup>x</sup>	338 <sup>x</sup>	338 <sup>x</sup>	338 <sup>x</sup>	338 <sup>x</sup>	1 <sup>chr</sup>	1 <sup>chr</sup>	1 <sup>chr</sup>	0 <sup>chr</sup>	0 <sup>chr</sup>
Guatemala	Logs	All	1 189 <sup>1</sup>	1 195 <sup>1</sup>	959	945	945 <sup>x</sup>	1 <sup>ch</sup>	0 <sup>ch</sup>	2 <sup>1</sup>	1 <sup>1</sup>	1 <sup>1</sup>
		C	679	685	685	545	545 <sup>x</sup>	1 <sup>ch</sup>	0 <sup>chr</sup>	2 <sup>ch</sup>	1 <sup>chr</sup>	1 <sup>chr</sup>
		NC	510 <sup>x</sup>	510 <sup>x</sup>	274	400	400 <sup>x</sup>	0 <sup>chr</sup>	0 <sup>ch</sup>	0 <sup>ch</sup>	0 <sup>chr</sup>	1 <sup>chr</sup>
	Sawn	All	291	369	369	307	307 <sup>x</sup>	223 <sup>1</sup>	114 <sup>1</sup>	135 <sup>1</sup>	141 <sup>1</sup>	84 <sup>1</sup>
		C	241	319	319	258	258 <sup>x</sup>	218 <sup>ch</sup>	111 <sup>ch</sup>	131 <sup>ch</sup>	135 <sup>ch</sup>	80 <sup>chr</sup>
		NC	50	50	50	49	49 <sup>x</sup>	4	3 <sup>c</sup>	4 <sup>c</sup>	5 <sup>c</sup>	4 <sup>chr</sup>
	Ven	All	23 <sup>1</sup>	23 <sup>x</sup>	8 <sup>1</sup>	4	4 <sup>x</sup>	1 <sup>1</sup>	1 <sup>1</sup>	0 <sup>ch</sup>	1 <sup>1</sup>	1 <sup>1</sup>
		C	15 <sup>x</sup>	15 <sup>x</sup>	0 <sup>x</sup>	0 <sup>x</sup>	0 <sup>ch</sup>	1 <sup>chr</sup>	1 <sup>ci</sup>	0 <sup>chr</sup>	1 <sup>ci</sup>	0 <sup>chr</sup>
		NC	8	8 <sup>x</sup>	8 <sup>1</sup>	4	4 <sup>x</sup>	0 <sup>chr</sup>	0 <sup>chr</sup>	0 <sup>chr</sup>	0 <sup>chr</sup>	0 <sup>chr</sup>
	Ply	All	22 <sup>1</sup>	22 <sup>1</sup>	22 <sup>1</sup>	13	31 <sup>1</sup>	39 <sup>1</sup>	34 <sup>1</sup>	37 <sup>1</sup>	51 <sup>1</sup>	46 <sup>1</sup>
		C	2	2	2	1	1 <sup>x</sup>	13 <sup>ci</sup>	13 <sup>c</sup>	14 <sup>ci</sup>	22 <sup>c</sup>	23 <sup>ci</sup>
		NC	20 <sup>x</sup>	20 <sup>x</sup>	20 <sup>1</sup>	12	30 <sup>1</sup>	26 <sup>chr</sup>	21 <sup>chr</sup>	22 <sup>chr</sup>	29 <sup>chr</sup>	23 <sup>chr</sup>
Guyana	Logs	All	411 <sup>1</sup>	340 <sup>1</sup>	390 <sup>1</sup>	340 <sup>x</sup>	340 <sup>x</sup>	0 <sup>ch</sup>	0 <sup>ch</sup>	0 <sup>chr</sup>	1 <sup>ch</sup>	0 <sup>c</sup>
		C	10 <sup>x</sup>	10 <sup>x</sup>	10 <sup>x</sup>	10 <sup>x</sup>	10 <sup>x</sup>	0 <sup>ch</sup>	0 <sup>ch</sup>	0 <sup>chr</sup>	0 <sup>chr</sup>	0 <sup>c</sup>
		NC	401 <sup>1</sup>	330 <sup>1</sup>	380 <sup>1</sup>	330 <sup>x</sup>	330 <sup>x</sup>	0 <sup>chr</sup>	0 <sup>chr</sup>	0 <sup>chr</sup>	1 <sup>ch</sup>	0 <sup>c</sup>
	Sawn	All	46 <sup>1</sup>	44 <sup>1</sup>	66 <sup>1</sup>	71 <sup>1</sup>	71 <sup>x</sup>	1 <sup>ch</sup>	1 <sup>1</sup>	1 <sup>ch</sup>	2 <sup>ch</sup>	1 <sup>1</sup>
		C	1 <sup>x</sup>	1 <sup>x</sup>	1 <sup>x</sup>	1 <sup>x</sup>	1 <sup>x</sup>	1 <sup>ch</sup>	1 <sup>ch</sup>	1 <sup>ch</sup>	2 <sup>ch</sup>	1 <sup>chr</sup>
		NC	45	43	65 <sup>1</sup>	70 <sup>1</sup>	70 <sup>x</sup>	1 <sup>ch</sup>	0 <sup>ch</sup>	0 <sup>chr</sup>	0 <sup>chr</sup>	0 <sup>chr</sup>
	Ven	All	17 <sup>1</sup>	17 <sup>x</sup>	17 <sup>1</sup>	17 <sup>x</sup>	17 <sup>x</sup>	0 <sup>ch</sup>	0 <sup>ch</sup>	0 <sup>ch</sup>	0 <sup>ch</sup>	0 <sup>ch</sup>
		C	1 <sup>x</sup>	1 <sup>x</sup>	1 <sup>1</sup>	1 <sup>x</sup>	1 <sup>x</sup>	0 <sup>chr</sup>	0 <sup>chr</sup>	0 <sup>chr</sup>	0 <sup>chr</sup>	0 <sup>ch</sup>
		NC	16 <sup>1</sup>	16 <sup>x</sup>	16 <sup>x</sup>	16 <sup>x</sup>	16 <sup>x</sup>	0 <sup>chr</sup>	0 <sup>chr</sup>	0 <sup>chr</sup>	0 <sup>chr</sup>	0 <sup>ch</sup>
	Ply	All	15 <sup>1</sup>	15 <sup>x</sup>	15 <sup>x</sup>	15 <sup>x</sup>	15 <sup>x</sup>	4 <sup>1</sup>	5 <sup>1</sup>	5 <sup>1</sup>	3 <sup>1</sup>	4 <sup>1</sup>
		C	0 <sup>x</sup>	0 <sup>x</sup>	0 <sup>x</sup>	0 <sup>x</sup>	0 <sup>x</sup>	2 <sup>ch</sup>	4 <sup>c</sup>	3 <sup>ch</sup>	1 <sup>ch</sup>	2 <sup>chr</sup>
		NC	15 <sup>x</sup>	15 <sup>x</sup>	15 <sup>x</sup>	15 <sup>x</sup>	15 <sup>x</sup>	2 <sup>chr</sup>	1 <sup>chr</sup>	2 <sup>chr</sup>	2 <sup>chr</sup>	2 <sup>chr</sup>
Honduras	Logs	All	1 070 <sup>1</sup>	910 <sup>1</sup>	940 <sup>1</sup>	940 <sup>x</sup>	940 <sup>x</sup>	0 <sup>ch</sup>	3 <sup>1</sup>	2 <sup>1</sup>	1 <sup>1</sup>	0 <sup>ch</sup>
		C	1 000 <sup>1</sup>	840 <sup>ps</sup>	840 <sup>ps</sup>	840 <sup>x</sup>	840 <sup>x</sup>	0 <sup>chr</sup>	2	1 <sup>ch</sup>	0 <sup>chr</sup>	0 <sup>chr</sup>
		NC	70 <sup>1</sup>	70 <sup>x</sup>	100 <sup>1</sup>	100 <sup>x</sup>	100 <sup>x</sup>	0 <sup>chr</sup>	0 <sup>chr</sup>	1 <sup>chr</sup>	1 <sup>ch</sup>	0 <sup>chr</sup>
	Sawn	All	455 <sup>1</sup>	169	189	187	187 <sup>x</sup>	11 <sup>1</sup>	10 <sup>1</sup>	10 <sup>1</sup>	15 <sup>ch</sup>	7 <sup>1</sup>
		C	448	164	186	180	180 <sup>x</sup>	3 <sup>ch</sup>	3 <sup>ch</sup>	5 <sup>ch</sup>	5 <sup>ch</sup>	3 <sup>ch</sup>
		NC	6 <sup>ch</sup>	5	3	7	7 <sup>x</sup>	7 <sup>chr</sup>	7 <sup>chr</sup>	5 <sup>chr</sup>	10 <sup>ch</sup>	4 <sup>chr</sup>
	Ven	All	20 <sup>1</sup>	44 <sup>1</sup>	44 <sup>x</sup>	44 <sup>x</sup>	44 <sup>x</sup>	2 <sup>1</sup>	2 <sup>1</sup>	2 <sup>1</sup>	3 <sup>1</sup>	5 <sup>1</sup>
		C	19	43	43 <sup>x</sup>	43 <sup>x</sup>	43 <sup>x</sup>	0 <sup>chr</sup>	1 <sup>chr</sup>	0 <sup>chr</sup>	0 <sup>chr</sup>	0 <sup>chr</sup>
		NC	1 <sup>x</sup>	1 <sup>x</sup>	1 <sup>x</sup>	1 <sup>x</sup>	1 <sup>x</sup>	2 <sup>chr</sup>	1 <sup>chr</sup>	2 <sup>chr</sup>	3 <sup>chr</sup>	5 <sup>chr</sup>
	Ply	All	49 <sup>x</sup>	49 <sup>x</sup>	49 <sup>x</sup>	49 <sup>x</sup>	49 <sup>x</sup>	8 <sup>1</sup>	4 <sup>1</sup>	9 <sup>1</sup>	12 <sup>1</sup>	6 <sup>1</sup>
		C	36 <sup>x</sup>	36 <sup>x</sup>	36 <sup>x</sup>	36 <sup>x</sup>	36 <sup>x</sup>	1 <sup>chr</sup>	1 <sup>c</sup>	3 <sup>ci</sup>	4 <sup>ci</sup>	1 <sup>chr</sup>
		NC	13 <sup>x</sup>	13 <sup>x</sup>	13 <sup>x</sup>	13 <sup>x</sup>	13 <sup>x</sup>	7 <sup>chr</sup>	4 <sup>ch</sup>	6 <sup>chr</sup>	8 <sup>chr</sup>	6 <sup>chr</sup>
Mexico	Logs	All	8 457 <sup>1</sup>	8 457 <sup>x</sup>	7 957 <sup>1</sup>	7 957 <sup>x</sup>	7 957 <sup>x</sup>	8 <sup>1</sup>	37 <sup>1</sup>	43 <sup>1</sup>	82 <sup>1</sup>	35 <sup>1</sup>
		C	6 900 <sup>1</sup>	6 900 <sup>x</sup>	6 400 <sup>1</sup>	6 400 <sup>x</sup>	6 400 <sup>x</sup>	6 <sup>chr</sup>	34 <sup>chr</sup>	39 <sup>chr</sup>	46 <sup>chr</sup>	27 <sup>chr</sup>
		NC	1 557 <sup>ps</sup>	1 557 <sup>x</sup>	1 557 <sup>x</sup>	1 557 <sup>x</sup>	1 557 <sup>x</sup>	2 <sup>ch</sup>	3 <sup>ch</sup>	3 <sup>ch</sup>	37 <sup>ch</sup>	8 <sup>chr</sup>
	Sawn	All	3 362 <sup>x</sup>	3 362 <sup>x</sup>	3 077 <sup>1</sup>	3 077 <sup>x</sup>	3 077 <sup>x</sup>	1 451 <sup>1</sup>	2 134 <sup>ch</sup>	1 616 <sup>1</sup>	2 748 <sup>1</sup>	2 739 <sup>1</sup>
		C	2 885 <sup>x</sup>	2 885 <sup>x</sup>	2 600 <sup>1</sup>	2 600 <sup>x</sup>	2 600 <sup>x</sup>	1 050 <sup>ch</sup>	1 656 <sup>ch</sup>	1 222 <sup>chr</sup>	2 209 <sup>chr</sup>	2 200 <sup>ci</sup>
		NC	477 <sup>x</sup>	477 <sup>x</sup>	477 <sup>1</sup>	477 <sup>x</sup>	477 <sup>x</sup>	401 <sup>chr</sup>	477 <sup>ch</sup>	394 <sup>chr</sup>	539 <sup>chr</sup>	539 <sup>x</sup>
	Ven	All	493 <sup>1</sup>	493 <sup>x</sup>	489 <sup>1</sup>	489 <sup>x</sup>	489 <sup>x</sup>	39 <sup>1</sup>	49 <sup>1</sup>	40 <sup>1</sup>	45 <sup>1</sup>	45 <sup>1</sup>
		C	443	443 <sup>x</sup>	443 <sup>x</sup>	443 <sup>x</sup>	443 <sup>x</sup>	20 <sup>chr</sup>	24 <sup>chr</sup>	18 <sup>chr</sup>	26 <sup>chr</sup>	31 <sup>chr</sup>
		NC	50 <sup>x</sup>	50 <sup>x</sup>	46 <sup>1</sup>	46 <sup>x</sup>	46 <sup>x</sup>	19 <sup>chr</sup>	25 <sup>chr</sup>	22 <sup>chr</sup>	19 <sup>chr</sup>	15 <sup>chr</sup>
	Ply	All	225 <sup>x</sup>	225 <sup>x</sup>	207 <sup>1</sup>	207 <sup>x</sup>	207 <sup>x</sup>	692 <sup>1</sup>	665 <sup>1</sup>	744 <sup>1</sup>	1 012 <sup>1</sup>	800 <sup>1</sup>
		C	186 <sup>x</sup>	186 <sup>x</sup>	168 <sup>1</sup>	168 <sup>x</sup>	168 <sup>x</sup>	427 <sup>ci</sup>	416 <sup>ci</sup>	461		

Exports						Domestic Consumption					Product	Country
2018	2019	2020	2021	2022	2018	2019	2020	2021	2022			
102 <sup>1</sup>	117 <sup>1</sup>	87	120	120	2 567	2 408	2 458	1 752	1 757	All	Logs	Colombia
34 <sup>CI</sup>	49 <sup>CI</sup>	33	53	53	864	801	823	580	582	C		
68 <sup>CHI</sup>	68 <sup>CI</sup>	54	67	67	1 703	1 607	1 635	1 173	1 175	NC		
18 <sup>1</sup>	20 <sup>1</sup>	20 <sup>1</sup>	14 <sup>1</sup>	13 <sup>1</sup>	365	346	348	280	268	All	Sawn	
0 <sup>CHI</sup>	0 <sup>CHI</sup>	0 <sup>CI</sup>	0 <sup>CHI</sup>	0 <sup>CHI</sup>	113	110	109	103	93	C		
18 <sup>CHI</sup>	20 <sup>CHI</sup>	19 <sup>CHI</sup>	13	13	253	236	238	177	176	NC		
0 <sup>RI</sup>	0 <sup>RI</sup>	0 <sup>RI</sup>	0 <sup>RI</sup>	0 <sup>RI</sup>	2	2	2	2	2	All	Ven	
0 <sup>CI</sup>	0 <sup>CI</sup>	0 <sup>CI</sup>	0 <sup>CI</sup>	0 <sup>CHI</sup>	0	0	0	0	0	C		
0 <sup>CHI</sup>	0 <sup>CHI</sup>	0 <sup>CHI</sup>	0 <sup>CHI</sup>	0 <sup>CHI</sup>	2	2	2	2	2	NC		
1 <sup>1</sup>	0 <sup>RI</sup>	0 <sup>RI</sup>	0 <sup>RI</sup>	0 <sup>RI</sup>	86	78	73	73	76	All	Ply	
0 <sup>CHI</sup>	0 <sup>CHI</sup>	0 <sup>CI</sup>	0 <sup>CHI</sup>	0 <sup>CHI</sup>	27	24	19	15	22	C		
1 <sup>CHI</sup>	0 <sup>CHI</sup>	0 <sup>CHI</sup>	0 <sup>CHI</sup>	0 <sup>CHI</sup>	60	55	54	58	54	NC		
166 <sup>1</sup>	149 <sup>CI</sup>	82 <sup>1</sup>	119 <sup>1</sup>	129 <sup>1</sup>	1 158	1 081	1 096	1 059	1 052	All	Logs	Costa Rica
42 <sup>CI</sup>	28 <sup>CI</sup>	14 <sup>CHI</sup>	10 <sup>CHI</sup>	21 <sup>CHI</sup>	63	81	91	94	87	C		
124 <sup>CHI</sup>	121 <sup>CI</sup>	68 <sup>CI</sup>	109 <sup>CI</sup>	109 <sup>CI</sup>	1 094	1 000	1 004	965	965	NC		
29 <sup>C</sup>	18 <sup>1</sup>	15 <sup>1</sup>	21 <sup>1</sup>	21 <sup>1</sup>	624	512	607	547	569	All	Sawn	
0 <sup>CI</sup>	1 <sup>C</sup>	0 <sup>CHI</sup>	0 <sup>CHI</sup>	0 <sup>CHI</sup>	201	137	166	141	164	C		
29 <sup>C</sup>	17 <sup>CI</sup>	15	21 <sup>CI</sup>	21 <sup>CI</sup>	424	375	441	406	406	NC		
0 <sup>RI</sup>	1 <sup>1</sup>	0 <sup>RI</sup>	0 <sup>RI</sup>	0 <sup>RI</sup>	1	2	0	0	0	All	Ven	
0	1 <sup>CI</sup>	0 <sup>C</sup>	0 <sup>CHI</sup>	0 <sup>C</sup>	0	0	0	-0	0	C		
0 <sup>CHI</sup>	0 <sup>CHI</sup>	0 <sup>CHI</sup>	0 <sup>CHI</sup>	0 <sup>CHI</sup>	1	1	0	0	0	NC		
0 <sup>RI</sup>	0 <sup>RI</sup>	0 <sup>RI</sup>	0 <sup>RI</sup>	0 <sup>RI</sup>	57	53	53	55	47	All	Ply	
0 <sup>CHI</sup>	0 <sup>CI</sup>	0 <sup>CI</sup>	0 <sup>CHI</sup>	0 <sup>CHI</sup>	7	4	5	3	4	C		
0 <sup>CHI</sup>	0 <sup>CHI</sup>	0 <sup>CHI</sup>	0 <sup>CHI</sup>	0 <sup>CHI</sup>	50	49	49	53	42	NC		
336 <sup>1</sup>	300 <sup>1</sup>	229 <sup>1</sup>	520 <sup>1</sup>	422 <sup>1</sup>	2 814	3 371	2 900	2 880	2 978	All	Logs	Ecuador
1 <sup>CI</sup>	2 <sup>CHI</sup>	0 <sup>CHI</sup>	1 <sup>CI</sup>	7 <sup>CHI</sup>	999	998	1 000	999	993	C		
335 <sup>CHI</sup>	298 <sup>CI</sup>	229 <sup>CHI</sup>	518 <sup>CHI</sup>	415 <sup>CHI</sup>	1 815	2 373	1 900	1 882	1 985	NC		
104 <sup>1</sup>	214 <sup>1</sup>	394 <sup>1</sup>	116 <sup>1</sup>	63 <sup>1</sup>	470	364	196	490	543	All	Sawn	
1 <sup>CI</sup>	1 <sup>CHI</sup>	1 <sup>CHI</sup>	0 <sup>CI</sup>	1 <sup>CHI</sup>	66	69	69	65	64	C		
104 <sup>CHI</sup>	213 <sup>CHI</sup>	393 <sup>CHI</sup>	116 <sup>CHI</sup>	62 <sup>CI</sup>	403	295	127	425	478	NC		
2 <sup>1</sup>	3 <sup>1</sup>	2 <sup>1</sup>	0 <sup>RI</sup>	0 <sup>RI</sup>	243	242	242	244	244	All	Ven	
0 <sup>C</sup>	0 <sup>C</sup>	0 <sup>CI</sup>	0 <sup>CHI</sup>	0 <sup>CHI</sup>	199	199	198	198	198	C		
2 <sup>CHI</sup>	3 <sup>CHI</sup>	2 <sup>CHI</sup>	0 <sup>CHI</sup>	0 <sup>CHI</sup>	45	44	43	46	46	NC		
74 <sup>1</sup>	85 <sup>1</sup>	115 <sup>1</sup>	141 <sup>1</sup>	106 <sup>1</sup>	415	404	373	348	381	All	Ply	
0 <sup>CHI</sup>	0 <sup>CHI</sup>	0 <sup>CHI</sup>	0 <sup>CHI</sup>	0 <sup>C</sup>	150	150	149	150	149	C		
74 <sup>CI</sup>	85 <sup>CHI</sup>	115 <sup>CHI</sup>	141 <sup>CI</sup>	106 <sup>CHI</sup>	265	254	223	198	232	NC		
27 <sup>1</sup>	39 <sup>1</sup>	24 <sup>CI</sup>	39 <sup>1</sup>	44 <sup>1</sup>	1 163	1 156	937	907	902	All	Logs	Guatemala
11 <sup>CI</sup>	14 <sup>CI</sup>	7 <sup>CI</sup>	10 <sup>CI</sup>	11 <sup>CHI</sup>	669	672	681	535	534	C		
16 <sup>CHI</sup>	25 <sup>CHI</sup>	17 <sup>CI</sup>	29 <sup>CHI</sup>	33 <sup>CHI</sup>	494	485	257	371	368	NC		
29 <sup>C</sup>	37 <sup>1</sup>	31 <sup>1</sup>	28 <sup>1</sup>	32 <sup>1</sup>	485	446	473	419	358	All	Sawn	
21 <sup>C</sup>	29 <sup>C</sup>	27 <sup>CI</sup>	21 <sup>C</sup>	24 <sup>CI</sup>	439	401	423	372	313	C		
8 <sup>C</sup>	8 <sup>CI</sup>	4 <sup>C</sup>	7 <sup>CI</sup>	8 <sup>CI</sup>	46	45	49	47	45	NC		
0 <sup>RI</sup>	0 <sup>RI</sup>	0 <sup>RI</sup>	0 <sup>RI</sup>	0 <sup>RI</sup>	24	24	8	5	5	All	Ven	
0 <sup>C</sup>	0 <sup>C</sup>	0 <sup>CI</sup>	0 <sup>CI</sup>	0 <sup>C</sup>	16	16	0	1	1	C		
0 <sup>CHI</sup>	0 <sup>CHI</sup>	0 <sup>CHI</sup>	0 <sup>CHI</sup>	0 <sup>CHI</sup>	8	8	8	4	4	NC		
23 <sup>1</sup>	17 <sup>1</sup>	16 <sup>1</sup>	17 <sup>1</sup>	23 <sup>1</sup>	38	40	42	47	54	All	Ply	
0 <sup>CHI</sup>	0 <sup>CI</sup>	0 <sup>CI</sup>	0 <sup>CHI</sup>	0 <sup>CHI</sup>	15	15	16	23	24	C		
23 <sup>CHI</sup>	16 <sup>CHI</sup>	16 <sup>CHI</sup>	17 <sup>CHI</sup>	23 <sup>CHI</sup>	23	25	26	23	30	NC		
185 <sup>1</sup>	104 <sup>1</sup>	115 <sup>1</sup>	81 <sup>1</sup>	95 <sup>1</sup>	226	237	275	260	245	All	Logs	Guyana
4 <sup>CI</sup>	0 <sup>CHI</sup>	0 <sup>CI</sup>	0 <sup>CHI</sup>	0 <sup>CI</sup>	6	10	10	10	10	C		
180 <sup>CHI</sup>	104 <sup>CHI</sup>	115 <sup>CHI</sup>	81 <sup>CHI</sup>	95 <sup>CHI</sup>	221	227	265	250	235	NC		
16 <sup>1</sup>	19 <sup>1</sup>	41 <sup>1</sup>	45 <sup>1</sup>	45 <sup>CI</sup>	31	27	26	28	27	All	Sawn	
0 <sup>CI</sup>	0 <sup>CHI</sup>	0 <sup>CHI</sup>	0 <sup>CHI</sup>	0 <sup>CI</sup>	1	2	2	2	2	C		
16	18	41 <sup>C</sup>	45 <sup>C</sup>	45 <sup>CI</sup>	29	25	24	25	25	NC		
0 <sup>RI</sup>	0 <sup>RI</sup>	0 <sup>RI</sup>	0 <sup>RI</sup>	0 <sup>RI</sup>	17	17	17	17	17	All	Ven	
0 <sup>CHI</sup>	0 <sup>C</sup>	0 <sup>CI</sup>	0 <sup>CI</sup>	0 <sup>CI</sup>	1	1	1	1	1	C		
0 <sup>CHI</sup>	0 <sup>CHI</sup>	0 <sup>CHI</sup>	0 <sup>CHI</sup>	0 <sup>CHI</sup>	16	16	16	16	16	NC		
3 <sup>1</sup>	2 <sup>1</sup>	2 <sup>1</sup>	2 <sup>1</sup>	1 <sup>1</sup>	16	18	18	16	17	All	Ply	
0 <sup>CHI</sup>	1 <sup>CI</sup>	0 <sup>CHI</sup>	0 <sup>CHI</sup>	0 <sup>CHI</sup>	2	3	3	1	2	C		
3 <sup>CI</sup>	2 <sup>CI</sup>	1 <sup>CI</sup>	1 <sup>CI</sup>	1 <sup>CI</sup>	14	14	15	15	15	NC		
10 <sup>1</sup>	10 <sup>1</sup>	5 <sup>1</sup>	5 <sup>1</sup>	3 <sup>1</sup>	1 061	903	937	936	937	All	Logs	Honduras
5 <sup>CHI</sup>	6 <sup>CI</sup>	4 <sup>CI</sup>	2 <sup>CI</sup>	1 <sup>CHI</sup>	995	836	837	838	840	C		
5 <sup>CI</sup>	3 <sup>CHI</sup>	2 <sup>CHI</sup>	3 <sup>CHI</sup>	2 <sup>CHI</sup>	65	67	100	98	98	NC		
111 <sup>1</sup>	91 <sup>1</sup>	60 <sup>1</sup>	113 <sup>1</sup>	100 <sup>1</sup>	354	88	140	90	95	All	Sawn	
110	89 <sup>C</sup>	57 <sup>C</sup>	110 <sup>CI</sup>	99 <sup>CHI</sup>	342	78	134	75	84	C		
1 <sup>CI</sup>	2 <sup>CHI</sup>	2 <sup>CHI</sup>	3 <sup>CHI</sup>	1 <sup>CHI</sup>	13	10	5	15	11	NC		
0 <sup>RI</sup>	0 <sup>RI</sup>	0 <sup>RI</sup>	0 <sup>RI</sup>	0 <sup>RI</sup>	22	46	46	47	49	All	Ven	
0	0 <sup>C</sup>	0 <sup>CHI</sup>	0 <sup>CHI</sup>	0 <sup>C</sup>	19	44	43	43	43	C		
0 <sup>CHI</sup>	0 <sup>CHI</sup>	0 <sup>CHI</sup>	0 <sup>CHI</sup>	0 <sup>CHI</sup>	2	2	2	4	6	NC		
12 <sup>1</sup>	12 <sup>1</sup>	7 <sup>1</sup>	9 <sup>1</sup>	14 <sup>1</sup>	45	41	50	52	42	All	Ply	
4 <sup>CHI</sup>	6	4 <sup>CI</sup>	3 <sup>CI</sup>	7 <sup>CHI</sup>	32	31	35	37	29	C		
7 <sup>CHI</sup>	7 <sup>CHI</sup>	4 <sup>CHI</sup>	6 <sup>CI</sup>	6 <sup>CI</sup>	13	10	15	15	12	NC		
38 <sup>1</sup>	31 <sup>1</sup>	26 <sup>CI</sup>	127 <sup>1</sup>	145 <sup>1</sup>	8 427	8 462	7 974	7 912	7 847	All	Logs	Mexico
1 <sup>CI</sup>	2 <sup>CI</sup>	3 <sup>CI</sup>	9 <sup>CI</sup>	6 <sup>CHI</sup>	6 905	6 932	6 436	6 436	6 421	C		
37 <sup>C</sup>	30 <sup>CHI</sup>	23 <sup>CI</sup>	118 <sup>CHI</sup>	139 <sup>CHI</sup>	1 522	1 530	1 537	1 476	1 426	NC		
9 <sup>1</sup>	17 <sup>1</sup>	23 <sup>1</sup>	37 <sup>1</sup>	42 <sup>1</sup>	4 804	5 479	4 670	5 788	5 774	All	Sawn	
5 <sup>CHI</sup>	6 <sup>CI</sup>	5 <sup>CI</sup>	9 <sup>CHI</sup>	14 <sup>CHI</sup>	3 929	4 535	3 817	4 800	4 786	C		
4 <sup>C</sup>	10 <sup>CHI</sup>	18 <sup>CI</sup>	28 <sup>CI</sup>	28 <sup>CI</sup>	875	944	853	988	988	NC		
0 <sup>RI</sup>	0 <sup>RI</sup>	0 <sup>RI</sup>	0 <sup>RI</sup>	0 <sup>RI</sup>	531	542	528	534	534	All	Ven	
0 <sup>CHI</sup>	0 <sup>CHI</sup>	0 <sup>CHI</sup>	0 <sup>CHI</sup>	0 <sup>CHI</sup>	463	467	461	469	474	C		
0 <sup>CHI</sup>	0 <sup>CHI</sup>	0 <sup>CHI</sup>	0 <sup>CHI</sup>	0 <sup>CHI</sup>	68	75	67	65	60	NC		
13 <sup>1</sup>	17 <sup>1</sup>	23 <sup>1</sup>	26 <sup>1</sup>	16 <sup>1</sup>	903	873	928	1 193	991	All	Ply	
4 <sup>CI</sup>	3 <sup>CI</sup>	7 <sup>C</sup>	8 <sup>C</sup>	5 <sup>CHI</sup>	608	599	622	732	575	C		
9 <sup>CHI</sup>	14 <sup>CHI</sup>	16 <sup>CHI</sup>	19 <sup>CHI</sup>	11 <sup>CHI</sup>	295	274	306	460	415	NC		

**Table 1-1-c. Production, Trade and Consumption of All Timber by ITTO Producers (1000 m<sup>3</sup>)**

Country	Product	Species	Production					Imports				
			2018	2019	2020	2021	2022	2018	2019	2020	2021	2022
Panama	Logs	All	430 <sup>1</sup>	430 <sup>1</sup>	364 <sup>1</sup>	364 <sup>1</sup>	364 <sup>x</sup>	0 <sup>00</sup>	1 <sup>1</sup>	2 <sup>1</sup>	2 <sup>1</sup>	1 <sup>1</sup>
		C	30	30 <sup>x</sup>	30 <sup>x</sup>	30 <sup>x</sup>	30 <sup>x</sup>	0 <sup>0</sup>	0 <sup>0001</sup>	0 <sup>0001</sup>	2 <sup>0001</sup>	1 <sup>0001</sup>
		NC	400 <sup>05</sup>	400 <sup>05</sup>	334	334	334 <sup>x</sup>	0 <sup>0000</sup>	0 <sup>0001</sup>	2 <sup>0001</sup>	1 <sup>0001</sup>	0 <sup>0001</sup>
	Sawn	All	24	28	63	26	26 <sup>x</sup>	28 <sup>1</sup>	25 <sup>1</sup>	18 <sup>1</sup>	33 <sup>00</sup>	32 <sup>1</sup>
		C	2	2	0	0	0 <sup>x</sup>	27	22	17 <sup>00</sup>	31 <sup>00</sup>	31 <sup>x</sup>
		NC	22	26	63	26	26 <sup>x</sup>	2 <sup>0001</sup>	3 <sup>0001</sup>	1 <sup>0001</sup>	1 <sup>0001</sup>	1 <sup>0001</sup>
	Ven	All	21 <sup>1</sup>	21 <sup>1</sup>	21 <sup>x</sup>	16 <sup>1</sup>	16 <sup>x</sup>	0 <sup>00</sup>	0 <sup>00</sup>	0 <sup>00</sup>	0 <sup>00</sup>	0 <sup>00</sup>
		C	10	10	10 <sup>x</sup>	10 <sup>x</sup>	10 <sup>x</sup>	0 <sup>00</sup>	0 <sup>0001</sup>	0 <sup>0001</sup>	0 <sup>0001</sup>	0 <sup>0001</sup>
		NC	11 <sup>x</sup>	11 <sup>x</sup>	11 <sup>x</sup>	6	6 <sup>x</sup>	0 <sup>0001</sup>	0 <sup>0001</sup>	0 <sup>0001</sup>	0 <sup>0001</sup>	0 <sup>0001</sup>
	Ply	All	2 <sup>1</sup>	2 <sup>1</sup>	4 <sup>1</sup>	4 <sup>1</sup>	4 <sup>x</sup>	75 <sup>1</sup>	41 <sup>1</sup>	27 <sup>1</sup>	40 <sup>1</sup>	25 <sup>1</sup>
		C	0 <sup>x</sup>	0 <sup>x</sup>	0	0	0 <sup>x</sup>	20	15	8 <sup>01</sup>	16 <sup>0</sup>	5 <sup>0001</sup>
		NC	2	2	4 <sup>1</sup>	4 <sup>x</sup>	4 <sup>x</sup>	55 <sup>0001</sup>	26 <sup>0001</sup>	19 <sup>0001</sup>	24 <sup>0001</sup>	20 <sup>0001</sup>
Peru	Logs	All	1 062 <sup>1</sup>	1 155	635	1 203	1 504	42	53 <sup>0</sup>	35 <sup>1</sup>	28 <sup>1</sup>	32 <sup>1</sup>
		C	30 <sup>x</sup>	16	8	7	9	42	52 <sup>0</sup>	35 <sup>0001</sup>	28 <sup>0001</sup>	32 <sup>0001</sup>
		NC	1 032	1 139	627	1 196	1 495	0 <sup>0</sup>	1 <sup>0</sup>	0 <sup>00</sup>	0 <sup>0001</sup>	0 <sup>0001</sup>
	Sawn	All	465	597	328	625	781	125 <sup>1</sup>	133 <sup>1</sup>	130 <sup>1</sup>	145 <sup>1</sup>	118 <sup>1</sup>
		C	0	9	4	5	6	123 <sup>00</sup>	132 <sup>00</sup>	125 <sup>00</sup>	143 <sup>00</sup>	117 <sup>0001</sup>
		NC	465	588	324	620	775	2 <sup>0001</sup>	2 <sup>0001</sup>	5 <sup>0001</sup>	2 <sup>0001</sup>	2 <sup>0001</sup>
	Ven	All	5	3	2	2	2	2	2	2	4 <sup>1</sup>	0 <sup>00</sup>
		C	0	0	0	0	0	1	1	2	2	0 <sup>0001</sup>
		NC	5	3	2	2	2	1	0 <sup>00</sup>	0 <sup>00</sup>	2 <sup>0001</sup>	0 <sup>0001</sup>
	Ply	All	54	0	0	0	0	85 <sup>1</sup>	118 <sup>1</sup>	120 <sup>1</sup>	139 <sup>1</sup>	115 <sup>1</sup>
		C	0	0	0	0	0	42 <sup>0</sup>	65 <sup>00</sup>	24	29	36
		NC	54	0	0	0	0	43 <sup>0001</sup>	53 <sup>0001</sup>	96 <sup>0001</sup>	110 <sup>0001</sup>	80 <sup>0001</sup>
Suriname	Logs	All	1 095 <sup>1</sup>	1 185 <sup>1</sup>	660 <sup>1</sup>	634 <sup>1</sup>	710 <sup>1</sup>	0 <sup>00</sup>	0 <sup>00</sup>	0 <sup>00</sup>	0 <sup>0001</sup>	0 <sup>00</sup>
		C	12 <sup>1</sup>	10 <sup>1</sup>	10 <sup>x</sup>	10 <sup>x</sup>	10 <sup>x</sup>	0 <sup>00</sup>	0 <sup>00</sup>	0 <sup>0001</sup>	0 <sup>00</sup>	0 <sup>x</sup>
		NC	1 083	1 175 <sup>1</sup>	650 <sup>1</sup>	624	700	0 <sup>0001</sup>	0 <sup>0001</sup>	0 <sup>00</sup>	0 <sup>0001</sup>	0 <sup>0001</sup>
	Sawn	All	219 <sup>1</sup>	320 <sup>1</sup>	76 <sup>1</sup>	124 <sup>1</sup>	151 <sup>1</sup>	0 <sup>00</sup>	0 <sup>00</sup>	0 <sup>00</sup>	0 <sup>00</sup>	0 <sup>00</sup>
		C	1 <sup>1</sup>	1 <sup>x</sup>	1 <sup>x</sup>	1 <sup>x</sup>	1 <sup>x</sup>	0 <sup>00</sup>	0 <sup>0001</sup>	0 <sup>00</sup>	0 <sup>0001</sup>	0 <sup>0001</sup>
		NC	218	319	75	123	150	0 <sup>0001</sup>	0 <sup>0001</sup>	0 <sup>00</sup>	0 <sup>0001</sup>	0 <sup>0001</sup>
	Ven	All	3 <sup>1</sup>	3 <sup>1</sup>	3 <sup>1</sup>	3 <sup>1</sup>	3 <sup>1</sup>	0 <sup>00</sup>	0 <sup>00</sup>	0 <sup>00</sup>	0 <sup>00</sup>	0 <sup>00</sup>
		C	0	0	0	0	0	0 <sup>0001</sup>	0 <sup>0001</sup>	0 <sup>0001</sup>	0 <sup>0001</sup>	0 <sup>0001</sup>
		NC	3 <sup>x</sup>	3 <sup>x</sup>	3 <sup>x</sup>	3 <sup>x</sup>	3 <sup>x</sup>	0 <sup>0001</sup>	0 <sup>0001</sup>	0 <sup>0001</sup>	0 <sup>0001</sup>	0 <sup>0001</sup>
	Ply	All	2	2	2	2	2	6 <sup>1</sup>	5 <sup>1</sup>	4 <sup>1</sup>	5 <sup>1</sup>	2 <sup>1</sup>
		C	0	0	0	0	0	1 <sup>0</sup>	1 <sup>0</sup>	1 <sup>0</sup>	1 <sup>0</sup>	0 <sup>0001</sup>
		NC	2	2	2	2	2	5 <sup>0001</sup>	4 <sup>0001</sup>	3 <sup>0001</sup>	4 <sup>0001</sup>	2 <sup>0001</sup>
Trinidad and Tobago	Logs	All	172 <sup>1</sup>	172 <sup>1</sup>	170 <sup>1</sup>	170 <sup>x</sup>	170 <sup>x</sup>	5 <sup>1</sup>	0 <sup>00</sup>	1 <sup>1</sup>	1 <sup>1</sup>	1 <sup>1</sup>
		C	10 <sup>x</sup>	10 <sup>1</sup>	8 <sup>1</sup>	8 <sup>x</sup>	8 <sup>x</sup>	4 <sup>0</sup>	0 <sup>00</sup>	1 <sup>0</sup>	1 <sup>0001</sup>	1 <sup>0001</sup>
		NC	162 <sup>00</sup>	162 <sup>00</sup>	162 <sup>x</sup>	162 <sup>x</sup>	162 <sup>x</sup>	0 <sup>0001</sup>	0 <sup>0001</sup>	0 <sup>0001</sup>	0 <sup>0001</sup>	0 <sup>0001</sup>
	Sawn	All	31 <sup>x</sup>	31 <sup>x</sup>	31 <sup>x</sup>	31 <sup>x</sup>	31 <sup>x</sup>	24 <sup>1</sup>	50 <sup>1</sup>	37 <sup>1</sup>	45 <sup>1</sup>	28 <sup>1</sup>
		C	3 <sup>x</sup>	3 <sup>x</sup>	3 <sup>x</sup>	3 <sup>x</sup>	3 <sup>x</sup>	24 <sup>0001</sup>	48 <sup>0001</sup>	36 <sup>0001</sup>	43 <sup>0001</sup>	28 <sup>0001</sup>
		NC	28 <sup>x</sup>	28 <sup>x</sup>	28 <sup>x</sup>	28 <sup>x</sup>	28 <sup>x</sup>	1 <sup>0001</sup>	2 <sup>0001</sup>	1 <sup>0001</sup>	2 <sup>0001</sup>	1 <sup>0001</sup>
	Ven	All	2 <sup>x</sup>	2 <sup>x</sup>	2 <sup>x</sup>	2 <sup>x</sup>	2 <sup>x</sup>	0 <sup>00</sup>	0 <sup>00</sup>	0 <sup>00</sup>	0 <sup>00</sup>	0 <sup>00</sup>
		C	1 <sup>x</sup>	1 <sup>x</sup>	1 <sup>x</sup>	1 <sup>x</sup>	1 <sup>x</sup>	0 <sup>00</sup>	0 <sup>0001</sup>	0 <sup>0001</sup>	0 <sup>0001</sup>	0 <sup>0001</sup>
		NC	1 <sup>x</sup>	1 <sup>x</sup>	1 <sup>x</sup>	1 <sup>x</sup>	1 <sup>x</sup>	0 <sup>0001</sup>	0 <sup>0001</sup>	0 <sup>0001</sup>	0 <sup>0001</sup>	0 <sup>0001</sup>
	Ply	All	0 <sup>x</sup>	0 <sup>x</sup>	0 <sup>x</sup>	0 <sup>x</sup>	0 <sup>x</sup>	26 <sup>1</sup>	27 <sup>1</sup>	22 <sup>1</sup>	23 <sup>1</sup>	16 <sup>1</sup>
		C	0 <sup>x</sup>	0 <sup>x</sup>	0 <sup>x</sup>	0 <sup>x</sup>	0 <sup>x</sup>	21 <sup>0001</sup>	23 <sup>0001</sup>	19 <sup>0001</sup>	18 <sup>0001</sup>	14 <sup>0001</sup>
		NC	0 <sup>x</sup>	0 <sup>x</sup>	0 <sup>x</sup>	0 <sup>x</sup>	0 <sup>x</sup>	5 <sup>0001</sup>	4 <sup>0001</sup>	3 <sup>0001</sup>	4 <sup>0001</sup>	3 <sup>0001</sup>
Venezuela	Logs	All	2 592 <sup>1</sup>	2 592 <sup>1</sup>	2 592 <sup>x</sup>	2 592 <sup>x</sup>	2 592 <sup>x</sup>	0 <sup>0001</sup>	0 <sup>0001</sup>	0 <sup>0001</sup>	0 <sup>0001</sup>	0 <sup>0001</sup>
		C	1 700 <sup>x</sup>	1 700 <sup>x</sup>	1 700 <sup>x</sup>	1 700 <sup>x</sup>	1 700 <sup>x</sup>	0 <sup>00</sup>	0 <sup>00</sup>	0 <sup>00</sup>	0 <sup>00</sup>	0 <sup>00</sup>
		NC	892 <sup>00</sup>	892 <sup>00</sup>	892 <sup>x</sup>	892 <sup>x</sup>	892 <sup>x</sup>	0 <sup>0001</sup>	0 <sup>0001</sup>	0 <sup>0001</sup>	0 <sup>0001</sup>	0 <sup>0001</sup>
	Sawn	All	950 <sup>x</sup>	950 <sup>x</sup>	950 <sup>x</sup>	950 <sup>x</sup>	950 <sup>x</sup>	0 <sup>0001</sup>	0 <sup>00</sup>	0 <sup>0001</sup>	0 <sup>0001</sup>	0 <sup>00</sup>
		C	670 <sup>x</sup>	670 <sup>x</sup>	670 <sup>x</sup>	670 <sup>x</sup>	670 <sup>x</sup>	0 <sup>0001</sup>	0 <sup>0001</sup>	0 <sup>0001</sup>	0 <sup>0001</sup>	0 <sup>0001</sup>
		NC	280 <sup>x</sup>	280 <sup>x</sup>	280 <sup>x</sup>	280 <sup>x</sup>	280 <sup>x</sup>	0 <sup>0001</sup>	0 <sup>0001</sup>	0 <sup>0001</sup>	0 <sup>0001</sup>	0 <sup>0001</sup>
	Ven	All	3 <sup>x</sup>	3 <sup>x</sup>	3 <sup>x</sup>	3 <sup>x</sup>	3 <sup>x</sup>	0 <sup>00</sup>	0 <sup>00</sup>	0 <sup>00</sup>	0 <sup>00</sup>	0 <sup>00</sup>
		C	2 <sup>x</sup>	2 <sup>x</sup>	2 <sup>x</sup>	2 <sup>x</sup>	2 <sup>x</sup>	0 <sup>0001</sup>	0 <sup>0001</sup>	0 <sup>0001</sup>	0 <sup>0001</sup>	0 <sup>0001</sup>
		NC	1 <sup>x</sup>	1 <sup>x</sup>	1 <sup>x</sup>	1 <sup>x</sup>	1 <sup>x</sup>	0 <sup>0001</sup>	0 <sup>0001</sup>	0 <sup>0001</sup>	0 <sup>0001</sup>	0 <sup>0001</sup>
	Ply	All	4 <sup>x</sup>	4 <sup>x</sup>	4 <sup>x</sup>	4 <sup>x</sup>	4 <sup>x</sup>	0 <sup>00</sup>	0 <sup>00</sup>	1 <sup>1</sup>	1 <sup>1</sup>	3 <sup>1</sup>
		C	2 <sup>x</sup>	2 <sup>x</sup>	2 <sup>x</sup>	2 <sup>x</sup>	2 <sup>x</sup>	0 <sup>0001</sup>	0 <sup>0001</sup>	0 <sup>0001</sup>	0 <sup>0001</sup>	1 <sup>0001</sup>
		NC	2 <sup>x</sup>	2 <sup>x</sup>	2 <sup>x</sup>	2 <sup>x</sup>	2 <sup>x</sup>	0 <sup>0001</sup>	0 <sup>0001</sup>	0 <sup>0001</sup>	1 <sup>0001</sup>	2 <sup>0001</sup>
Producers Total	Logs	All	422 949	411 548	399 380	394 523	396 023	7 699	7 984	6 304	7 884	8 125
		C	60 689	57 847	57 342	56 984	56 986	1 756	2 145	1 500	3 126	3 127
		NC	362 260	353 701	342 038	337 540	339 037	5 943	5 838	4 804	4 758	4 998
	Sawn	All	66 257	66 020	63 921	63 603	63 917	8 472	9 718	8 491	10 518	10 303
		C	12 763	12 493	12 214	12 127	12 128	4 520	5 438	4 770	6 692	6 449
		NC	53 495	53 527	51 707	51 477	51 789	3 952	4 280	3 720	3 826	3 853
	Ven	All	6 393	6 848	6 528	8 555	8 642	827	931	786	1 108	1 038
		C	1 033	1 059	1 049	1 055	1 055	172	207	133	212	198
		NC	5 361	5 789	5 480	7 500	7 587	656	725	653	896	840
	Ply	All	23 735	23 634	23 622	25 540	24 560	4 533	4 598	4 487	5 005	4 451
		C	4 863	4 363	4 144	4 263	4 063	1 391	1 241	1 176	1 210	1 079
		NC	18 872	19 271	19 478	21 277	20 496	3 142	3 358	3 311	3 795	3 372
ITTO Total	Logs	All	1 502 796	1 487 017	1 437 949	1 458 412	1 461 485	133 607	128 853	131 229	135 989	116 703
		C	784 160	783 367	775 198	798 442	798 377	91 282	91 596	94 840	98 997	79 986
		NC	718 636	703 650	662 751	659 970	663 108	42 325	37 257	36 389	36 992	36 717
	Sawn	All	375 109	374 758	360 711	366 189	366 978	138 608	133 003	126 305	128 439	118 065
		C	237 231	237 500	236 241	241 146	241 401	115 987	112 371	107 361	108 211	97 545
		NC	137 879	137 258	124 470	125 043	125 577	22 620	20 632	18 944	20 227	20 521
	Ven	All	12 155	12 462	11 845	13 925	14 058	4 122	4 270	4 414	7 171	5 654
		C	3 128	3 161	2 937	2 955	2 958	1 011	951	874	1 291	1 086
		NC	9 027	9 301	8 908	10 971	11 100	3 111	3 319	3 540	5 880	4 568
	Ply	All	119 463	119 332	118 037	120 592	119 648	24 304	23 113	22 704	26 131	22 768
		C	57 459	56 838	55 655	56 225	56 079	7 812	6 791	6 918	7 488	7 245
		NC	62 004	62 493	62 381	64 367	63 569	16 493	16 322	15 786	18 643	

Exports					Domestic Consumption					Product	Country	
2018	2019	2020	2021	2022	2018	2019	2020	2021	2022			
177 <sup>1</sup>	139 <sup>CR</sup>	86 <sup>CR</sup>	146 <sup>1</sup>	148 <sup>1</sup>	253	292	279	220	217	All	Logs	Panama
0	0 <sup>CR</sup>	0 <sup>CR</sup>	0 <sup>CR</sup>	3 <sup>CR</sup>	30	30	30	31	28	C		
177 <sup>CR</sup>	139 <sup>CR</sup>	86 <sup>CR</sup>	145 <sup>CR</sup>	145 <sup>S</sup>	223	261	249	189	189	NC		
2 <sup>CR</sup>	3 <sup>1</sup>	1 <sup>1</sup>	4 <sup>1</sup>	4 <sup>S</sup>	51	50	79	55	55	All	Sawn	
0 <sup>CR</sup>	1 <sup>CR</sup>	1 <sup>CR</sup>	0 <sup>R</sup>	0 <sup>CR</sup>	28	23	16	31	31	C		
2 <sup>CR</sup>	2 <sup>CR</sup>	1 <sup>CR</sup>	4 <sup>CR</sup>	4 <sup>S</sup>	22	27	63	24	24	NC		
0 <sup>RI</sup>	0 <sup>RI</sup>	0 <sup>RI</sup>	0 <sup>CR</sup>	0 <sup>RI</sup>	21	21	21	16	16	All	Ven	
0	0 <sup>C</sup>	0 <sup>CR</sup>	0 <sup>CR</sup>	0 <sup>CR</sup>	10	10	10	10	10	C		
0 <sup>CR</sup>	0 <sup>CR</sup>	0 <sup>CR</sup>	0 <sup>CR</sup>	0 <sup>CR</sup>	11	11	11	6	6	NC		
6 <sup>1</sup>	4 <sup>1</sup>	6 <sup>1</sup>	5 <sup>1</sup>	1 <sup>1</sup>	71	39	25	39	28	All	Ply	
0 <sup>CR</sup>	0 <sup>CR</sup>	1 <sup>CR</sup>	2 <sup>CR</sup>	0 <sup>CR</sup>	20	14	7	14	5	C		
6 <sup>CR</sup>	4 <sup>CR</sup>	5 <sup>CR</sup>	3 <sup>CR</sup>	1 <sup>CR</sup>	51	25	18	26	23	NC		
10 <sup>1</sup>	12 <sup>1</sup>	8 <sup>1</sup>	14 <sup>1</sup>	8 <sup>1</sup>	1 094	1 196	662	1 217	1 527	All	Logs	Peru
0	0 <sup>C</sup>	0 <sup>CR</sup>	0	0 <sup>CR</sup>	72	68	43	35	40	C		
10 <sup>CR</sup>	12 <sup>CR</sup>	8 <sup>CR</sup>	14 <sup>CR</sup>	8 <sup>CR</sup>	1 022	1 128	619	1 182	1 487	NC		
180 <sup>1</sup>	170 <sup>1</sup>	90 <sup>1</sup>	111 <sup>1</sup>	112 <sup>1</sup>	410	560	368	658	788	All	Sawn	
0 <sup>CR</sup>	0 <sup>CR</sup>	0 <sup>R</sup>	1	2	123	140	129	147	121	C		
180 <sup>CR</sup>	170 <sup>CR</sup>	90 <sup>CR</sup>	110 <sup>CR</sup>	110 <sup>S</sup>	287	420	239	512	667	NC		
1	1 <sup>1</sup>	1 <sup>1</sup>	0 <sup>RI</sup>	0 <sup>RI</sup>	6	4	3	6	2	All	Ven	
0	0 <sup>CR</sup>	0 <sup>CR</sup>	0 <sup>CR</sup>	0 <sup>C</sup>	1	1	2	2	0	C		
1	1 <sup>CR</sup>	1 <sup>CR</sup>	0 <sup>CR</sup>	0 <sup>CR</sup>	5	3	1	3	2	NC		
11 <sup>1</sup>	4 <sup>1</sup>	4 <sup>1</sup>	10 <sup>1</sup>	10 <sup>1</sup>	128	114	116	129	105	All	Ply	
0 <sup>R</sup>	0 <sup>CR</sup>	0 <sup>CR</sup>	2 <sup>CR</sup>	2 <sup>S</sup>	41	65	24	27	34	C		
10 <sup>CR</sup>	4 <sup>CR</sup>	4 <sup>CR</sup>	8 <sup>CR</sup>	8 <sup>S</sup>	87	49	93	102	71	NC		
585 <sup>1</sup>	494 <sup>1</sup>	431 <sup>1</sup>	318 <sup>1</sup>	316 <sup>1</sup>	511	691	230	317	394	All	Logs	Suriname
10 <sup>CR</sup>	1 <sup>CR</sup>	1 <sup>CR</sup>	0 <sup>CR</sup>	0 <sup>CR</sup>	2	9	9	10	10	C		
574 <sup>CR</sup>	493 <sup>CR</sup>	429 <sup>CR</sup>	318 <sup>CR</sup>	316 <sup>1</sup>	509	682	221	307	384	NC		
17 <sup>1</sup>	21 <sup>1</sup>	18 <sup>1</sup>	14 <sup>1</sup>	35 <sup>1</sup>	202	298	57	110	116	All	Sawn	
0 <sup>CR</sup>	0 <sup>CR</sup>	0 <sup>CR</sup>	0 <sup>CR</sup>	0 <sup>CR</sup>	0	1	0	1	0	C		
16	21	18	14	35 <sup>CR</sup>	202	298	57	110	115	NC		
0 <sup>RI</sup>	0 <sup>RI</sup>	0 <sup>RI</sup>	0 <sup>CR</sup>	0 <sup>CR</sup>	3	3	3	3	3	All	Ven	
0	0	0 <sup>CR</sup>	0 <sup>CR</sup>	0 <sup>CR</sup>	0	0	0	0	0	C		
0 <sup>CR</sup>	0 <sup>CR</sup>	0 <sup>CR</sup>	0 <sup>CR</sup>	0 <sup>CR</sup>	3	3	3	3	3	NC		
0 <sup>RI</sup>	0 <sup>RI</sup>	0 <sup>1</sup>	0 <sup>RI</sup>	0 <sup>RI</sup>	8	7	6	7	4	All	Ply	
0	0	0	0 <sup>CR</sup>	0 <sup>CR</sup>	1	1	1	1	0	C		
0 <sup>CR</sup>	0 <sup>CR</sup>	0 <sup>CR</sup>	0 <sup>CR</sup>	0 <sup>CR</sup>	7	6	5	6	4	NC		
3 <sup>1</sup>	1 <sup>1</sup>	0 <sup>RI</sup>	0 <sup>CR</sup>	0 <sup>RI</sup>	174	172	171	170	170	All	Logs	Trinidad and Tobago
0 <sup>S</sup>	0 <sup>C</sup>	0 <sup>CR</sup>	0 <sup>CR</sup>	0 <sup>CR</sup>	14	11	9	9	9	C		
3 <sup>CR</sup>	1	0 <sup>RI</sup>	0 <sup>CR</sup>	0 <sup>CR</sup>	159	161	162	162	162	NC		
1 <sup>1</sup>	1 <sup>1</sup>	0 <sup>RI</sup>	1 <sup>1</sup>	0 <sup>RI</sup>	54	80	68	75	59	All	Sawn	
0 <sup>CR</sup>	0 <sup>CR</sup>	0 <sup>CR</sup>	0 <sup>CR</sup>	0 <sup>CR</sup>	27	51	39	45	30	C		
1 <sup>CR</sup>	1 <sup>CR</sup>	0 <sup>CR</sup>	0 <sup>CR</sup>	0 <sup>CR</sup>	28	29	29	30	29	All		
0 <sup>RI</sup>	0 <sup>RI</sup>	0 <sup>RI</sup>	0 <sup>RI</sup>	0 <sup>CR</sup>	2	2	2	2	2	NC	Ven	
0 <sup>S</sup>	0 <sup>C</sup>	0 <sup>CR</sup>	0 <sup>CR</sup>	0 <sup>CR</sup>	1	1	1	1	1	C		
0 <sup>CR</sup>	0 <sup>CR</sup>	0 <sup>CR</sup>	0 <sup>CR</sup>	0 <sup>CR</sup>	1	1	1	1	1	NC		
0 <sup>RI</sup>	0 <sup>RI</sup>	0 <sup>RI</sup>	0 <sup>RI</sup>	0 <sup>RI</sup>	26	27	22	23	16	All	Ply	
0 <sup>CR</sup>	0 <sup>CR</sup>	0 <sup>CR</sup>	0 <sup>CR</sup>	0 <sup>CR</sup>	21	23	19	18	14	C		
0 <sup>CR</sup>	0 <sup>CR</sup>	0 <sup>CR</sup>	0 <sup>CR</sup>	0 <sup>CR</sup>	5	4	3	4	3	NC		
9 <sup>CR</sup>	12 <sup>CR</sup>	4 <sup>CR</sup>	28 <sup>CR</sup>	12 <sup>1</sup>	2 583	2 580	2 588	2 564	2 580	All	Logs	Venezuela
3 <sup>CR</sup>	9 <sup>CR</sup>	0 <sup>CR</sup>	0 <sup>CR</sup>	0 <sup>CR</sup>	1 697	1 691	1 700	1 700	1 700	C		
6 <sup>CR</sup>	3 <sup>CR</sup>	4 <sup>CR</sup>	28 <sup>CR</sup>	12 <sup>CR</sup>	886	889	888	864	880	NC		
36 <sup>1</sup>	26 <sup>CR</sup>	34 <sup>1</sup>	54 <sup>CR</sup>	44 <sup>1</sup>	914	925	916	896	906	All	Sawn	
26 <sup>CR</sup>	21 <sup>CR</sup>	27 <sup>CR</sup>	34 <sup>CR</sup>	3 <sup>CR</sup>	644	649	643	636	667	C		
10 <sup>CR</sup>	5 <sup>CR</sup>	7 <sup>CR</sup>	20 <sup>CR</sup>	41 <sup>CR</sup>	270	275	274	260	239	NC		
0 <sup>RI</sup>	0 <sup>RI</sup>	0 <sup>CR</sup>	0 <sup>RI</sup>	0 <sup>CR</sup>	3	3	3	3	3	All	Ven	
0 <sup>CR</sup>	0 <sup>CR</sup>	0 <sup>CR</sup>	0 <sup>CR</sup>	0 <sup>CR</sup>	2	2	2	2	2	C		
0 <sup>CR</sup>	0 <sup>CR</sup>	0 <sup>CR</sup>	0 <sup>CR</sup>	0 <sup>S</sup>	1	1	1	1	1	NC		
1 <sup>1</sup>	0 <sup>CR</sup>	0 <sup>CR</sup>	0 <sup>CR</sup>	0 <sup>RI</sup>	4	4	4	5	7	All	Ply	
0 <sup>CR</sup>	0 <sup>CR</sup>	0 <sup>CR</sup>	0 <sup>CR</sup>	0 <sup>CR</sup>	2	2	2	2	3	C		
0 <sup>CR</sup>	0 <sup>CR</sup>	0 <sup>CR</sup>	0 <sup>CR</sup>	0 <sup>S</sup>	2	2	2	3	4	NC		
11 888	11 025	9 231	10 266	10 283	418 759	408 507	396 453	392 142	393 865	All	Logs	
155	258	410	818	250	62 290	59 735	58 432	59 292	59 863	C		
11 734	10 767	8 821	9 448	10 032	356 469	348 772	338 021	332 850	334 002	NC		
14 998	13 835	12 530	14 014	12 893	59 731	61 903	59 882	60 107	61 327	All	Sawn	
3 354	3 027	2 421	3 830	3 125	13 929	14 904	14 564	14 988	15 452	C		
11 644	10 808	10 109	10 184	9 767	45 803	46 999	45 318	45 119	45 875	NC		Producers Total
1 625	1 811	1 992	3 788	2 629	5 596	5 968	5 323	5 874	7 051	All	Ven	
135	125	161	153	137	1 070	1 140	1 021	1 114	1 116	C		
1 490	1 686	1 831	3 635	2 492	4 526	4 828	4 301	4 760	5 935	NC		
10 101	9 525	9 351	10 819	9 505	18 166	18 707	18 758	19 726	19 506	All	Ply	
3 516	3 082	2 819	3 037	2 785	2 738	2 521	2 501	2 436	2 357	C		
6 585	6 443	6 531	7 782	6 720	15 428	16 185	16 257	17 290	17 149	NC		
105 058	107 010	107 098	106 582	105 258	1 531 344	1 508 860	1 462 081	1 487 819	1 472 930	All	Logs	
74 920	79 156	82 839	80 851	76 529	800 522	795 806	787 199	816 589	801 834	C		
30 138	27 853	24 259	25 731	28 729	730 823	713 054	674 881	671 231	671 096	NC		
83 449	83 561	83 134	87 266	78 873	430 268	424 200	403 882	407 362	406 170	All	Sawn	
61 531	63 455	64 132	66 839	60 214	291 687	286 416	279 470	282 518	278 731	C		
21 918	20 106	19 002	20 426	18 658	138 581	137 784	124 412	124 844	127 440	NC		ITTO Total
3 311	3 531	3 569	5 728	4 261	12 966	13 201	12 690	15 368	15 451	All	Ven	
511	482	449	483	407	3 628	3 630	3 362	3 763	3 637	C		
2 800	3 049	3 120	5 245	3 855	9 338	9 572	9 328	11 606	11 814	NC		
25 115	23 116	22 519	26 808	23 532	118 652	119 329	118 222	119 914	118 884	All	Ply	
7 138	6 163	6 002	7 031	6 298	58 132	57 466	56 571	56 683	57 026	C		
17 977	16 953	16 516	19 778	17 234	60 519	61 863	61 651	63 232	61 858	NC		

**Table 1-1-c. Production, Trade and Consumption of All Timber by ITTO Producers (1000 m<sup>3</sup>)**

Country	Product	Species	Production					Imports				
			2018	2019	2020	2021	2022	2018	2019	2020	2021	2022
Rest of the World	Logs	All	584 282	548 127	548 317	549 225	549 651	7 597	7 058	6 485	6 843	6 802
		C	403 382	372 355	373 767	374 426	374 417	5 227	4 993	4 835	4 868	4 743
		NC	180 900	175 772	174 550	174 799	175 234	2 369	2 065	1 650	1 975	2 059
	Sawn	All	132 195	130 136	125 690	127 229	126 993	24 441	23 475	21 711	24 109	20 666
		C	114 762	112 887	108 768	110 440	110 251	20 984	19 787	18 363	20 507	17 181
		NC	17 433	17 249	16 922	16 789	16 743	3 457	3 688	3 348	3 602	3 484
	Ven	All	2 863	2 898	2 804	2 876	2 913	388	322	356	419	372
		C	1 434	1 435	1 337	1 337	1 337	95	58	80	99	53
		NC	1 429	1 463	1 467	1 539	1 576	293	264	276	320	320
	Ply	All	9 504	9 565	8 794	9 294	9 481	7 192	6 693	6 596	7 552	6 340
		C	4 331	4 342	3 923	3 999	4 206	1 821	1 631	1 255	1 392	1 528
		NC	5 173	5 223	4 870	5 295	5 275	5 372	5 062	5 342	6 160	4 812
World	Logs	All	2 087 078	2 035 144	1 986 267	2 007 636	2 011 136	141 203	135 911	137 715	142 832	123 505
		C	1 187 542	1 155 722	1 148 965	1 172 868	1 172 794	96 509	96 588	99 675	103 865	84 729
		NC	899 536	879 422	837 301	834 769	838 342	44 694	39 322	38 039	38 966	38 776
	Sawn	All	507 304	504 894	486 401	493 419	493 971	163 049	156 478	148 016	152 548	138 731
		C	351 992	350 387	345 009	351 587	351 651	136 972	132 158	125 724	128 718	114 726
		NC	155 311	154 507	141 392	141 832	142 320	26 077	24 320	22 292	23 830	24 005
	Ven	All	15 018	15 360	14 650	16 801	16 971	4 511	4 592	4 769	7 590	6 026
		C	4 562	4 596	4 274	4 292	4 295	1 106	1 009	953	1 390	1 138
		NC	10 456	10 764	10 376	12 510	12 676	3 404	3 583	3 816	6 200	4 888
	Ply	All	128 966	128 896	126 830	129 886	129 130	31 497	29 806	29 301	33 683	29 108
		C	61 790	61 180	59 578	60 224	60 285	9 632	8 422	8 173	8 880	8 773
		NC	67 176	67 716	67 252	69 662	68 845	21 864	21 385	21 128	24 803	20 335



Exports					Domestic Consumption					Product	Country
2018	2019	2020	2021	2022	2018	2019	2020	2021	2022		
36 760	29 157	28 172	29 318	18 088	555 118	526 027	526 631	526 749	538 365	All	Logs
21 687	17 702	15 783	17 439	10 446	386 922	359 646	362 820	361 855	368 714	C	
15 073	11 456	12 389	11 879	7 642	168 196	166 381	163 811	164 894	169 651	NC	
76 659	76 156	72 505	72 492	57 471	79 977	77 455	74 896	78 846	90 188	All	Sawn
72 046	71 658	68 376	67 584	53 733	63 700	61 016	58 755	63 363	73 699	C	
4 613	4 498	4 129	4 908	3 738	16 277	16 439	16 141	15 483	16 489	NC	
1 240	1 202	1 073	1 385	1 382	2 011	2 018	2 087	1 910	1 903	All	Ven
716	631	511	684	666	813	862	906	751	724	C	
524	572	562	701	717	1 198	1 156	1 182	1 159	1 179	NC	
5 662	5 860	5 402	5 995	3 242	11 034	10 398	9 988	10 851	12 580	All	Ply
1 949	1 738	1 590	1 698	2 028	4 203	4 236	3 588	3 693	3 706	C	
3 713	4 123	3 812	4 297	1 214	6 831	6 162	6 399	7 158	8 873	NC	
141 818	136 167	135 270	135 900	123 346	2 086 463	2 034 888	1 988 712	2 014 568	2 011 296	All	Logs
96 607	96 858	98 621	98 289	86 975	1 187 444	1 155 452	1 150 019	1 178 444	1 170 548	C	
45 211	39 309	36 648	37 611	36 371	899 019	879 436	838 692	836 124	840 747	NC	
160 108	159 717	155 639	159 758	136 344	510 245	501 654	478 778	486 208	496 358	All	Sawn
133 577	135 113	132 508	134 423	113 948	355 387	347 432	338 225	345 881	352 429	C	
26 531	24 604	23 131	25 334	22 396	154 857	154 223	140 553	140 327	143 929	NC	
4 551	4 733	4 642	7 113	5 644	14 978	15 219	14 778	17 278	17 354	All	Ven
1 227	1 113	960	1 168	1 072	4 441	4 492	4 268	4 514	4 361	C	
3 324	3 620	3 682	5 945	4 571	10 537	10 727	10 510	12 764	12 992	NC	
30 777	28 976	27 921	32 803	26 774	129 686	129 727	128 210	130 765	131 463	All	Ply
9 087	7 900	7 592	8 729	8 326	62 335	61 702	60 160	60 375	60 732	C	
21 690	21 076	20 329	24 074	18 448	67 351	68 025	68 050	70 390	70 731	NC	

**Table 1-1-d. Production, Trade and Consumption of Tropical Timber by ITTO Producers (1000 m<sup>3</sup>)**

Country	Product	Production					Imports				
		2018	2019	2020	2021	2022	2018	2019	2020	2021	2022
<b>Africa</b>	<b>Logs</b>	<b>24 239</b>	<b>25 146</b>	<b>24 058</b>	<b>25 253</b>	<b>25 176</b>	<b>5</b>	<b>7</b>	<b>1</b>	<b>1</b>	<b>0</b>
	<b>Sawn</b>	<b>5 082</b>	<b>5 578</b>	<b>5 384</b>	<b>5 124</b>	<b>5 355</b>	<b>4</b>	<b>5</b>	<b>17</b>	<b>10</b>	<b>0</b>
	<b>Ven</b>	<b>1 047</b>	<b>1 267</b>	<b>1 008</b>	<b>1 101</b>	<b>1 125</b>	<b>1</b>	<b>3</b>	<b>1</b>	<b>0</b>	<b>0</b>
	<b>Ply</b>	<b>400</b>	<b>431</b>	<b>438</b>	<b>471</b>	<b>482</b>	<b>12</b>	<b>15</b>	<b>24</b>	<b>13</b>	<b>2</b>
Angola	Logs	1 250 <sup>1</sup>	1 250 <sup>1</sup>	1 150 <sup>1</sup>	1 150 <sup>x</sup>	1 150 <sup>x</sup>	0 <sup>CBR1</sup>	0 <sup>CR</sup>	0 <sup>CBR1</sup>	0 <sup>CBR</sup>	0 <sup>CB</sup>
	Sawn	20 <sup>1</sup>	50 <sup>1</sup>	30 <sup>1</sup>	45 <sup>1</sup>	45 <sup>x</sup>	0 <sup>CBR1</sup>	0 <sup>CBR1</sup>	0 <sup>CBR1</sup>	0 <sup>CBR</sup>	0 <sup>CBR1</sup>
	Ven	3 <sup>x</sup>	3 <sup>x</sup>	3 <sup>1</sup>	3 <sup>x</sup>	3 <sup>x</sup>	0 <sup>CB1</sup>	0 <sup>CBR1</sup>	0 <sup>CBR1</sup>	0 <sup>CBR1</sup>	0 <sup>CBR1</sup>
	Ply	10 <sup>x</sup>	10 <sup>x</sup>	10 <sup>1</sup>	10 <sup>x</sup>	10 <sup>x</sup>	0 <sup>CBR1</sup>	0 <sup>CBR1</sup>	0 <sup>CBR</sup>	0 <sup>CBR</sup>	1 <sup>CB1</sup>
Benin	Logs	430 <sup>1</sup>	500 <sup>1</sup>	420 <sup>1</sup>	420 <sup>x</sup>	420 <sup>x</sup>	0 <sup>C</sup>	0 <sup>C</sup>	0 <sup>CB1</sup>	0 <sup>CB1</sup>	0 <sup>CB</sup>
	Sawn	130 <sup>x</sup>	180 <sup>1</sup>	150 <sup>1</sup>	150 <sup>x</sup>	150 <sup>x</sup>	0 <sup>CB1</sup>	0 <sup>CB1</sup>	0 <sup>CB1</sup>	0 <sup>CB1</sup>	0 <sup>CBR1</sup>
	Ven	1 <sup>x</sup>	1 <sup>x</sup>	1 <sup>1</sup>	1 <sup>x</sup>	1 <sup>x</sup>	0 <sup>CBR1</sup>	0 <sup>CBR1</sup>	0 <sup>CB1</sup>	0 <sup>CB1</sup>	0 <sup>CB</sup>
	Ply	2 <sup>x</sup>	2 <sup>x</sup>	2 <sup>1</sup>	2 <sup>x</sup>	2 <sup>x</sup>	3 <sup>CB1</sup>	3 <sup>CB1</sup>	3 <sup>CB1</sup>	2 <sup>CB1</sup>	0 <sup>C</sup>
Cameroon	Logs	5 400 <sup>1</sup>	5 800 <sup>1</sup>	5 400 <sup>1</sup>	5 400 <sup>x</sup>	5 400 <sup>x</sup>	3 <sup>CB1</sup>	5 <sup>CB</sup>	1 <sup>CB</sup>	0 <sup>CB</sup>	0 <sup>CBR</sup>
	Sawn	1 100 <sup>1</sup>	1 300 <sup>1</sup>	1 200 <sup>1</sup>	1 200 <sup>x</sup>	1 350 <sup>1</sup>	0 <sup>CBR</sup>	2 <sup>CB1</sup>	0 <sup>CB</sup>	0 <sup>CBR1</sup>	0 <sup>CB</sup>
	Ven	75 <sup>1</sup>	95 <sup>1</sup>	70 <sup>1</sup>	70 <sup>x</sup>	90 <sup>1</sup>	0 <sup>CB1</sup>	0 <sup>CB</sup>	0 <sup>CB1</sup>	0 <sup>CB</sup>	0 <sup>CB</sup>
	Ply	13 <sup>x</sup>	13 <sup>x</sup>	13 <sup>1</sup>	13 <sup>x</sup>	13 <sup>x</sup>	0 <sup>CB1</sup>	0 <sup>CBR</sup>	0 <sup>CB</sup>	0 <sup>CB</sup>	0 <sup>CBR1</sup>
Central Afr. Rep.	Logs	600 <sup>1</sup>	573 <sup>1</sup>	602 <sup>1</sup>	602 <sup>1</sup>	625 <sup>1</sup>	0 <sup>x</sup>	0 <sup>CB</sup>	0 <sup>CB</sup>	0 <sup>CB</sup>	0 <sup>CB</sup>
	Sawn	40 <sup>1</sup>	42 <sup>1</sup>	40 <sup>1</sup>	40 <sup>x</sup>	40 <sup>x</sup>	1 <sup>C</sup>	0 <sup>CBR1</sup>	0 <sup>CB</sup>	0 <sup>CB</sup>	0 <sup>CB</sup>
	Ven	1 <sup>x</sup>	1 <sup>x</sup>	1 <sup>1</sup>	1 <sup>x</sup>	1 <sup>x</sup>	0 <sup>CB1</sup>	0 <sup>CB</sup>	0 <sup>CB</sup>	0 <sup>CB</sup>	0 <sup>CB</sup>
	Ply	0 <sup>x</sup>	0 <sup>x</sup>	1 <sup>1</sup>	1 <sup>x</sup>	1 <sup>x</sup>	0 <sup>CB1</sup>	0 <sup>CBR1</sup>	0 <sup>CB</sup>	0 <sup>CB</sup>	0 <sup>CB</sup>
Congo, Dem. Rep.	Logs	3 600 <sup>1</sup>	3 600 <sup>x</sup>	3 600 <sup>x</sup>	3 600 <sup>x</sup>	3 600 <sup>x</sup>	0 <sup>CBR1</sup>	0 <sup>CR</sup>	0 <sup>CBR</sup>	0 <sup>CBR1</sup>	0 <sup>CBR</sup>
	Sawn	150 <sup>1</sup>	150 <sup>x</sup>	150 <sup>x</sup>	100 <sup>1</sup>	100 <sup>x</sup>	0 <sup>CBR</sup>	0 <sup>CBR1</sup>	1 <sup>CB1</sup>	9 <sup>CB1</sup>	0 <sup>CB</sup>
	Ven	5 <sup>x</sup>	5 <sup>x</sup>	5 <sup>1</sup>	5 <sup>x</sup>	5 <sup>x</sup>	0 <sup>CBR1</sup>	0 <sup>CB1</sup>	1 <sup>CB1</sup>	0 <sup>CBR1</sup>	0 <sup>CB</sup>
	Ply	1 <sup>x</sup>	1 <sup>x</sup>	1 <sup>1</sup>	1 <sup>x</sup>	1 <sup>x</sup>	1 <sup>CB1</sup>	2 <sup>CB1</sup>	4 <sup>CB1</sup>	7 <sup>CB1</sup>	0 <sup>CBR1</sup>
Congo, Rep.	Logs	1 568 <sup>1</sup>	1 683 <sup>1</sup>	1 563 <sup>1</sup>	1 563 <sup>x</sup>	1 563 <sup>x</sup>	0 <sup>CB1</sup>	0 <sup>CB1</sup>	0 <sup>CBR</sup>	0 <sup>CB</sup>	0 <sup>x</sup>
	Sawn	284 <sup>1</sup>	364 <sup>1</sup>	319 <sup>1</sup>	319 <sup>x</sup>	400 <sup>1</sup>	0 <sup>CBR1</sup>	0 <sup>CBR</sup>	0 <sup>CBR</sup>	0 <sup>CB1</sup>	0 <sup>CB</sup>
	Ven	45 <sup>1</sup>	51 <sup>1</sup>	27 <sup>1</sup>	27 <sup>x</sup>	28 <sup>1</sup>	0 <sup>CBR1</sup>	0 <sup>CBR1</sup>	0 <sup>CBR1</sup>	0 <sup>CBR1</sup>	0 <sup>CBR1</sup>
	Ply	25 <sup>1</sup>	12 <sup>1</sup>	7 <sup>1</sup>	7 <sup>x</sup>	8 <sup>1</sup>	0 <sup>CBR1</sup>	0 <sup>CBR1</sup>	0 <sup>CB1</sup>	0 <sup>CB1</sup>	0 <sup>CBR1</sup>
Côte d'Ivoire	Logs	2 400 <sup>1</sup>	2 700 <sup>1</sup>	2 650 <sup>1</sup>	2 650 <sup>x</sup>	2 650 <sup>x</sup>	0 <sup>C</sup>	0 <sup>CR</sup>	0 <sup>CB</sup>	0 <sup>CBR</sup>	0 <sup>CB</sup>
	Sawn	871 <sup>1</sup>	871 <sup>x</sup>	850 <sup>1</sup>	850 <sup>x</sup>	850 <sup>x</sup>	0 <sup>CB1</sup>	0 <sup>CB1</sup>	0 <sup>CB1</sup>	0 <sup>CBR1</sup>	0 <sup>CB</sup>
	Ven	244 <sup>x</sup>	390 <sup>1</sup>	292 <sup>1</sup>	292 <sup>x</sup>	292 <sup>x</sup>	0 <sup>CBR1</sup>	0 <sup>CBR1</sup>	0 <sup>CBR1</sup>	0 <sup>CB</sup>	0 <sup>CB</sup>
	Ply	103 <sup>x</sup>	143 <sup>1</sup>	189 <sup>1</sup>	189 <sup>x</sup>	189 <sup>x</sup>	0 <sup>CB1</sup>	0 <sup>CBR1</sup>	0 <sup>CB1</sup>	0 <sup>CBR1</sup>	0 <sup>CBR1</sup>
Gabon	Logs	2 800 <sup>1</sup>	2 900 <sup>1</sup>	3 064 <sup>1</sup>	3 731 <sup>1</sup>	3 731 <sup>x</sup>	0 <sup>1</sup>	0 <sup>CBR</sup>	0 <sup>CB</sup>	0 <sup>CB</sup>	0 <sup>CB</sup>
	Sawn	959 <sup>1</sup>	950 <sup>1</sup>	900 <sup>1</sup>	1 030 <sup>1</sup>	1 030 <sup>1</sup>	0 <sup>CBR</sup>	0 <sup>CB</sup>	0 <sup>CB</sup>	0 <sup>CB</sup>	0 <sup>CB</sup>
	Ven	386 <sup>1</sup>	434 <sup>1</sup>	362 <sup>1</sup>	455 <sup>1</sup>	455 <sup>x</sup>	0 <sup>CB</sup>	0 <sup>CB</sup>	0 <sup>CBR1</sup>	0 <sup>CBR1</sup>	0 <sup>CB</sup>
	Ply	37 <sup>1</sup>	42 <sup>1</sup>	46 <sup>1</sup>	70 <sup>1</sup>	80 <sup>1</sup>	0 <sup>CBR1</sup>	0 <sup>CBR1</sup>	0 <sup>CB</sup>	0 <sup>CB</sup>	0 <sup>CBR1</sup>
Ghana	Logs	2 400 <sup>1</sup>	2 400 <sup>1</sup>	2 191 <sup>1</sup>	2 574 <sup>1</sup>	2 574 <sup>x</sup>	0 <sup>CB1</sup>	1 <sup>CB1</sup>	0 <sup>CBR1</sup>	0 <sup>CBR</sup>	0 <sup>CB</sup>
	Sawn	524 <sup>1</sup>	524 <sup>1</sup>	668 <sup>1</sup>	515 <sup>1</sup>	515 <sup>x</sup>	0 <sup>CB</sup>	0 <sup>CBR</sup>	0 <sup>CB</sup>	0 <sup>CBR</sup>	0 <sup>CB</sup>
	Ven	260 <sup>x</sup>	260 <sup>x</sup>	220 <sup>x</sup>	220 <sup>x</sup>	220 <sup>x</sup>	0 <sup>CB1</sup>	0 <sup>CB1</sup>	0 <sup>CBR1</sup>	0 <sup>CBR1</sup>	0 <sup>CBR1</sup>
	Ply	167 <sup>1</sup>	167 <sup>1</sup>	115 <sup>1</sup>	124 <sup>1</sup>	124 <sup>x</sup>	1 <sup>CB1</sup>	1 <sup>CB1</sup>	0 <sup>CBR1</sup>	1 <sup>CB1</sup>	0 <sup>CBR1</sup>
Liberia	Logs	550 <sup>1</sup>	450 <sup>1</sup>	450 <sup>x</sup>	450 <sup>x</sup>	450 <sup>x</sup>	0 <sup>CBR</sup>	0 <sup>CBR</sup>	0 <sup>CBR</sup>	0 <sup>CBR</sup>	0 <sup>CBR</sup>
	Sawn	132 <sup>x</sup>	132 <sup>x</sup>	132 <sup>x</sup>	132 <sup>x</sup>	132 <sup>x</sup>	0 <sup>CBR</sup>	0 <sup>CBR1</sup>	0 <sup>CBR</sup>	1 <sup>CB</sup>	0 <sup>CBR</sup>
	Ven	0 <sup>x</sup>	0 <sup>x</sup>	0 <sup>x</sup>	0 <sup>x</sup>	0 <sup>x</sup>	0 <sup>CB</sup>	0 <sup>CB</sup>	0 <sup>CB</sup>	0 <sup>CB</sup>	0 <sup>CB</sup>
	Ply	0 <sup>x</sup>	0 <sup>x</sup>	0 <sup>x</sup>	0 <sup>x</sup>	0 <sup>x</sup>	0 <sup>CBR</sup>	0 <sup>CBR1</sup>	0 <sup>CBR1</sup>	0 <sup>CBR1</sup>	0 <sup>CBR1</sup>
Madagascar	Logs	152 <sup>1</sup>	152 <sup>x</sup>	152 <sup>x</sup>	152 <sup>x</sup>	152 <sup>x</sup>	0 <sup>C</sup>	0 <sup>CB</sup>	0 <sup>CB</sup>	0 <sup>CB</sup>	0 <sup>CB</sup>
	Sawn	25 <sup>1</sup>	25 <sup>x</sup>	25 <sup>x</sup>	25 <sup>x</sup>	25 <sup>x</sup>	0 <sup>CB1</sup>	0 <sup>CBR1</sup>	0 <sup>CB</sup>	0 <sup>CB</sup>	0 <sup>CB</sup>
	Ven	25 <sup>x</sup>	25 <sup>x</sup>	25 <sup>x</sup>	25 <sup>x</sup>	25 <sup>x</sup>	0 <sup>CB1</sup>	0 <sup>CB1</sup>	0 <sup>CB</sup>	0 <sup>CB1</sup>	0 <sup>CB</sup>
	Ply	3 <sup>1</sup>	3 <sup>x</sup>	3 <sup>x</sup>	3 <sup>x</sup>	3 <sup>x</sup>	0 <sup>CBR1</sup>	0 <sup>CBR1</sup>	0 <sup>CBR</sup>	0 <sup>CBR1</sup>	0 <sup>CBR1</sup>
Mali	Logs	643 <sup>1</sup>	793 <sup>1</sup>	870 <sup>1</sup>	815 <sup>1</sup>	815 <sup>x</sup>	0 <sup>C</sup>	0 <sup>C</sup>	0 <sup>CB</sup>	0 <sup>CBR</sup>	0 <sup>CB</sup>
	Sawn	130 <sup>1</sup>	273 <sup>1</sup>	302 <sup>1</sup>	100 <sup>1</sup>	100 <sup>1</sup>	2 <sup>CB</sup>	2 <sup>CB1</sup>	15 <sup>CB</sup>	0 <sup>CB</sup>	0 <sup>CB</sup>
	Ven	0 <sup>1</sup>	0 <sup>1</sup>	0 <sup>1</sup>	0 <sup>1</sup>	0 <sup>1</sup>	0 <sup>CBR1</sup>	1 <sup>CB1</sup>	0 <sup>CB</sup>	0 <sup>CBR1</sup>	0 <sup>CB</sup>
	Ply	37 <sup>x</sup>	37 <sup>x</sup>	50 <sup>1</sup>	50 <sup>x</sup>	50 <sup>x</sup>	5 <sup>CB1</sup>	6 <sup>CB1</sup>	15 <sup>CB1</sup>	0 <sup>CBR1</sup>	0 <sup>CB</sup>
Mozambique	Logs	2 200 <sup>1</sup>	2 100 <sup>1</sup>	1 700 <sup>1</sup>	1 900 <sup>1</sup>	1 800 <sup>1</sup>	2 <sup>CB1</sup>	0 <sup>CBR1</sup>	0 <sup>CBR</sup>	0 <sup>CBR</sup>	0 <sup>CB</sup>
	Sawn	649 <sup>x</sup>	649 <sup>x</sup>	550 <sup>1</sup>	550 <sup>x</sup>	550 <sup>x</sup>	0 <sup>CBR1</sup>	0 <sup>CB</sup>	1 <sup>CB1</sup>	0 <sup>C</sup>	0 <sup>CBR1</sup>
	Ven	1 <sup>x</sup>	1 <sup>x</sup>	1 <sup>x</sup>	1 <sup>x</sup>	4 <sup>1</sup>	0 <sup>CB1</sup>	0 <sup>CBR1</sup>	0 <sup>CBR1</sup>	0 <sup>CBR1</sup>	0 <sup>CBR1</sup>
	Ply	1 <sup>x</sup>	1 <sup>x</sup>	1 <sup>x</sup>	1 <sup>x</sup>	1 <sup>x</sup>	0 <sup>CBR1</sup>	0 <sup>CBR1</sup>	1 <sup>CB1</sup>	1 <sup>CB1</sup>	0 <sup>CBR1</sup>
Togo	Logs	246 <sup>1</sup>	246 <sup>x</sup>	246 <sup>x</sup>	246 <sup>x</sup>	246 <sup>x</sup>	0 <sup>CBR</sup>	0 <sup>CBR1</sup>	0 <sup>CB</sup>	0 <sup>CB</sup>	0 <sup>CBR</sup>
	Sawn	67 <sup>1</sup>	67 <sup>x</sup>	67 <sup>x</sup>	67 <sup>x</sup>	67 <sup>x</sup>	0 <sup>CBR</sup>	0 <sup>CBR</sup>	0 <sup>CB</sup>	0 <sup>CB</sup>	0 <sup>C</sup>
	Ven	1 <sup>x</sup>	1 <sup>x</sup>	1 <sup>x</sup>	1 <sup>x</sup>	1 <sup>x</sup>	0 <sup>CB1</sup>	1 <sup>CB1</sup>	0 <sup>CBR1</sup>	0 <sup>CBR1</sup>	0 <sup>CB</sup>
	Ply	1 <sup>x</sup>	1 <sup>x</sup>	1 <sup>x</sup>	1 <sup>x</sup>	1 <sup>x</sup>	1 <sup>CB1</sup>	2 <sup>CB1</sup>	1 <sup>CB1</sup>	1 <sup>CB1</sup>	0 <sup>CBR1</sup>
<b>Asia-Pacific</b>	<b>Logs</b>	<b>213 126</b>	<b>215 615</b>	<b>206 926</b>	<b>200 791</b>	<b>201 991</b>	<b>4 509</b>	<b>4 300</b>	<b>2 958</b>	<b>3 016</b>	<b>2 594</b>
	<b>Sawn</b>	<b>42 597</b>	<b>41 984</b>	<b>40 742</b>	<b>40 553</b>	<b>40 453</b>	<b>1 863</b>	<b>1 748</b>	<b>1 608</b>	<b>1 931</b>	<b>2 048</b>
	<b>Ven</b>	<b>3 870</b>	<b>4 082</b>	<b>4 038</b>	<b>5 974</b>	<b>6 037</b>	<b>366</b>	<b>392</b>	<b>303</b>	<b>465</b>	<b>433</b>
	<b>Ply</b>	<b>17 643</b>	<b>18 068</b>	<b>18 265</b>	<b>19 944</b>	<b>19 194</b>	<b>925</b>	<b>1 062</b>	<b>885</b>	<b>1 133</b>	<b>1 143</b>
Cambodia	Logs	650 <sup>1</sup>	750 <sup>1</sup>	800 <sup>1</sup>	800 <sup>x</sup>	1 400 <sup>1</sup>	5 <sup>CB1</sup>	0 <sup>CBR</sup>	0 <sup>CBR</sup>	0 <sup>CB</sup>	0 <sup>CB</sup>
	Sawn	200 <sup>1</sup>	150 <sup>1</sup>	100 <sup>1</sup>	100 <sup>x</sup>	100 <sup>x</sup>	3 <sup>C</sup>	1 <sup>CB</sup>	2 <sup>CB</sup>	2 <sup>CB</sup>	0 <sup>CBR</sup>
	Ven	20 <sup>x</sup>	20 <sup>x</sup>	20 <sup>1</sup>	20 <sup>x</sup>	20 <sup>x</sup>	0 <sup>CBR1</sup>	0 <sup>CBR1</sup>	2 <sup>CB1</sup>	4 <sup>CB1</sup>	4 <sup>x</sup>
	Ply	30 <sup>1</sup>	150 <sup>1</sup>	200 <sup>1</sup>	200 <sup>x</sup>	450 <sup>1</sup>	14 <sup>CB1</sup>	11 <sup>CB1</sup>	9 <sup>CB1</sup>	11 <sup>CB1</sup>	11 <sup>x</sup>
Fiji	Logs	240 <sup>1</sup>	240 <sup>x</sup>	240 <sup>x</sup>	240 <sup>x</sup>	240 <sup>x</sup>	0 <sup>CB</sup>	0 <sup>CB</sup>	0 <sup>CB</sup>	0 <sup>CB</sup>	0 <sup>C</sup>
	Sawn	65 <sup>x</sup>	65 <sup>x</sup>	65 <sup>x</sup>	65 <sup>x</sup>	65 <sup>x</sup>	0 <sup>CBR</sup>	0 <sup>CBR</sup>	0 <sup>CBR</sup>	0 <sup>CBR1</sup>	0 <sup>CBR1</sup>
	Ven	8 <sup>x</sup>	8 <sup>x</sup>	8 <sup>x</sup>	8 <sup>x</sup>	8 <sup>x</sup>	0 <sup>CB1</sup>	0 <sup>CB</sup>	0 <sup>CB1</sup>	0 <sup>CB1</sup>	0 <sup>CB1</sup>
	Ply	8 <sup>x</sup>	8 <sup>x</sup>	8 <sup>x</sup>	8 <sup>x</sup>	8 <sup>x</sup>	0 <sup>CBR1</sup>	1 <sup>CB1</sup>	0 <sup>CBR</sup>	0 <sup>CBR</sup>	0 <sup>CBR1</sup>
India	Logs	47 149 <sup>1</sup>	47 973 <sup>1</sup>	47 973 <sup>1</sup>	47 973 <sup>x</sup>	47 973 <sup>x</sup>	2 522 <sup>C</sup>	2 518 <sup>C</sup>	1 437 <sup>C</sup>	2 015 <sup>C</sup>	1 355 <sup>CB1</sup>
	Sawn	23 377 <sup>1</sup>	23 785 <sup>1</sup>	23 785 <sup>x</sup>	23 785 <sup>x</sup>	23 785 <sup>x</sup>	448 <sup>C</sup>	603 <sup>C</sup>	447 <sup>CB1</sup>	642 <sup>CB1</sup>	840 <sup>CB1</sup>
	Ven	270 <sup>x</sup>	270 <sup>x</sup>	270 <sup>x</sup>	270 <sup>x</sup>	270 <sup>x</sup>	325 <sup>CB1</sup>	356 <sup>CB1</sup>	242 <sup>CB1</sup>	395 <sup>CB1</sup>	354 <sup>CB1</sup>
	Ply	9 500 <sup>1</sup>	10 000 <sup>1</sup>	10 000 <sup>x</sup>	1						

Exports					Domestic Consumption					Product	Country
2018	2019	2020	2021	2022	2018	2019	2020	2021	2022		
<b>4 159</b>	<b>3 516</b>	<b>2 740</b>	<b>2 948</b>	<b>2 839</b>	<b>20 085</b>	<b>21 637</b>	<b>21 320</b>	<b>22 306</b>	<b>22 337</b>	Logs	Africa
<b>2 481</b>	<b>2 781</b>	<b>2 566</b>	<b>2 380</b>	<b>2 816</b>	<b>2 606</b>	<b>2 802</b>	<b>2 836</b>	<b>2 755</b>	<b>2 540</b>	Sawn	
<b>315</b>	<b>416</b>	<b>363</b>	<b>454</b>	<b>512</b>	<b>734</b>	<b>853</b>	<b>645</b>	<b>647</b>	<b>613</b>	Ven	
<b>94</b>	<b>89</b>	<b>99</b>	<b>139</b>	<b>118</b>	<b>318</b>	<b>357</b>	<b>364</b>	<b>344</b>	<b>366</b>	Ply	
129 <sup>CH</sup>	75 <sup>CH</sup>	12 <sup>CB</sup>	33 <sup>CB</sup>	33 <sup>X</sup>	1 121	1 175	1 138	1 117	1 117	Logs	
14 <sup>CH</sup>	35 <sup>CH</sup>	20 <sup>CH</sup>	35 <sup>CB</sup>	35 <sup>X</sup>	6	15	10	10	10	Sawn	
0 <sup>CH</sup>	0 <sup>CH</sup>	0 <sup>CH</sup>	0 <sup>CH</sup>	0 <sup>CB</sup>	3	3	3	3	3	Ven	
1 <sup>CI</sup>	0 <sup>CHRI</sup>	0 <sup>CHRI</sup>	0 <sup>CH</sup>	0 <sup>CB</sup>	10	10	10	10	11	Ply	
66 <sup>CB</sup>	35 <sup>CB</sup>	34 <sup>CB</sup>	27 <sup>CB</sup>	5 <sup>CH</sup>	364	465	386	393	415	Logs	Benin
44 <sup>CH</sup>	79 <sup>CH</sup>	54 <sup>CB</sup>	72 <sup>CB</sup>	9 <sup>CH</sup>	86	101	96	78	141	Sawn	
0 <sup>X</sup>	0 <sup>CHRI</sup>	0 <sup>CHRI</sup>	0 <sup>CB</sup>	0 <sup>CB</sup>	1	1	1	1	1	Ven	
0 <sup>CB</sup>	0 <sup>CHRI</sup>	0 <sup>CB</sup>	0 <sup>CHRI</sup>	0 <sup>CB</sup>	5	5	4	4	2	Ply	
1 345 <sup>CH</sup>	964 <sup>CH</sup>	837 <sup>CB</sup>	788 <sup>CH</sup>	849 <sup>I</sup>	4 058	4 841	4 564	4 612	4 551	Logs	Cameroon
892 <sup>I</sup>	1 036 <sup>CH</sup>	937 <sup>I</sup>	802 <sup>CH</sup>	1 183 <sup>I</sup>	208	267	263	398	167	Sawn	
61 <sup>CI</sup>	64 <sup>CH</sup>	50 <sup>CH</sup>	50 <sup>CH</sup>	70 <sup>CH</sup>	14	31	20	20	20	Ven	
6 <sup>CH</sup>	6 <sup>CH</sup>	7 <sup>CH</sup>	6 <sup>CH</sup>	0 <sup>CHRI</sup>	7	7	6	7	13	Ply	
164 <sup>CB</sup>	110 <sup>CB</sup>	173 <sup>CB</sup>	111 <sup>CB</sup>	110 <sup>CH</sup>	436	462	430	491	515	Logs	Central Afr. Rep.
20 <sup>CH</sup>	19 <sup>CH</sup>	16 <sup>CH</sup>	16 <sup>CH</sup>	15 <sup>CH</sup>	21	23	24	24	25	Sawn	
0 <sup>CHRI</sup>	0 <sup>CHRI</sup>	0 <sup>CHRI</sup>	0 <sup>CB</sup>	0 <sup>CB</sup>	1	1	1	1	1	Ven	
0 <sup>CB</sup>	0 <sup>CB</sup>	0 <sup>CB</sup>	0 <sup>CB</sup>	0 <sup>CHRI</sup>	0	0	1	1	1	Ply	
74 <sup>CH</sup>	88 <sup>CB</sup>	157 <sup>CH</sup>	227 <sup>CH</sup>	305 <sup>CH</sup>	3 526	3 512	3 444	3 373	3 295	Logs	Congo, Dem. Rep.
56 <sup>CH</sup>	75 <sup>CH</sup>	97 <sup>CH</sup>	77 <sup>CH</sup>	58 <sup>CH</sup>	94	76	54	32	42	Sawn	
3 <sup>CH</sup>	3 <sup>CH</sup>	1 <sup>CH</sup>	1 <sup>CH</sup>	2 <sup>CH</sup>	2	2	4	4	3	Ven	
0 <sup>C</sup>	0 <sup>X</sup>	0 <sup>CHRI</sup>	0 <sup>CHRI</sup>	0 <sup>CB</sup>	2	3	4	7	1	Ply	
813 <sup>CH</sup>	774 <sup>CH</sup>	676 <sup>CH</sup>	651 <sup>CH</sup>	596 <sup>I</sup>	755	908	887	912	967	Logs	Congo, Rep.
256	254	243	281	246 <sup>CH</sup>	28	109	76	38	154	Sawn	
17 <sup>CI</sup>	17 <sup>CI</sup>	11 <sup>CI</sup>	13 <sup>CH</sup>	14 <sup>CH</sup>	28	34	16	14	14	Ven	
0 <sup>CHRI</sup>	0 <sup>CHRI</sup>	0 <sup>CHRI</sup>	0 <sup>CHRI</sup>	0 <sup>CB</sup>	25	12	7	8	8	Ply	
8 <sup>CB</sup>	5 <sup>CH</sup>	5 <sup>CH</sup>	4 <sup>I</sup>	4 <sup>X</sup>	2 392	2 695	2 645	2 646	2 646	Logs	Côte d'Ivoire
110 <sup>I</sup>	112 <sup>CH</sup>	102 <sup>CH</sup>	102 <sup>CH</sup>	102 <sup>X</sup>	761	759	748	748	748	Sawn	
54 <sup>CI</sup>	48 <sup>CH</sup>	36 <sup>CH</sup>	43 <sup>CH</sup>	49 <sup>CH</sup>	190	343	256	249	243	Ven	
39 <sup>CH</sup>	30 <sup>CH</sup>	33 <sup>CH</sup>	50 <sup>CH</sup>	33 <sup>CH</sup>	64	112	157	139	156	Ply	
41 <sup>CH</sup>	49 <sup>CH</sup>	10 <sup>CB</sup>	13 <sup>CB</sup>	1 <sup>CH</sup>	2 759	2 851	3 054	3 718	3 730	Logs	Gabon
840 <sup>CH</sup>	856 <sup>CH</sup>	802 <sup>CH</sup>	702 <sup>CH</sup>	896 <sup>I</sup>	119	94	98	328	134	Sawn	
160 <sup>CH</sup>	266 <sup>CH</sup>	242 <sup>CH</sup>	326 <sup>CH</sup>	362 <sup>CH</sup>	226	168	120	129	93	Ven	
30	30 <sup>CH</sup>	36 <sup>CH</sup>	52 <sup>CH</sup>	52 <sup>X</sup>	7	12	10	18	28	Ply	
464 <sup>CH</sup>	459 <sup>CH</sup>	225 <sup>CH</sup>	266 <sup>CB</sup>	300 <sup>CH</sup>	1 937	1 942	1 966	2 308	2 274	Logs	Ghana
127 <sup>CH</sup>	161 <sup>CH</sup>	208 <sup>CH</sup>	219 <sup>CH</sup>	181	397	363	460	296	334	Sawn	
15 <sup>CH</sup>	14 <sup>CH</sup>	18	20	14	245	247	202	200	206	Ven	
17	23	22	30	32	151	145	93	94	92	Ply	
180 <sup>CB</sup>	90 <sup>CB</sup>	95 <sup>CB</sup>	97 <sup>CB</sup>	25 <sup>CH</sup>	370	360	355	353	425	Logs	Liberia
2 <sup>CB</sup>	8 <sup>CH</sup>	12 <sup>CB</sup>	3 <sup>CB</sup>	1 <sup>CH</sup>	130	124	120	130	131	Sawn	
0 <sup>X</sup>	0 <sup>CB</sup>	0 <sup>CB</sup>	0 <sup>CB</sup>	0 <sup>CB</sup>	0	0	0	0	0	Ven	
0 <sup>C</sup>	0 <sup>CB</sup>	0 <sup>CB</sup>	0 <sup>CB</sup>	0 <sup>CB</sup>	0	0	0	0	0	Ply	
0 <sup>CB</sup>	0 <sup>CB</sup>	2 <sup>CH</sup>	0 <sup>CHRI</sup>	0 <sup>CHRI</sup>	152	152	150	151	151	Logs	Madagascar
2 <sup>CH</sup>	4 <sup>CH</sup>	5 <sup>CH</sup>	4 <sup>CB</sup>	0 <sup>CHRI</sup>	23	21	21	21	25	Sawn	
4 <sup>CH</sup>	5 <sup>CH</sup>	5 <sup>CH</sup>	0 <sup>CHRI</sup>	0 <sup>CHRI</sup>	21	20	20	25	25	Ven	
0 <sup>CHRI</sup>	0 <sup>CH</sup>	0 <sup>CHRI</sup>	0 <sup>CHRI</sup>	0 <sup>CB</sup>	3	3	3	3	3	Ply	
82 <sup>CB</sup>	110 <sup>CH</sup>	105 <sup>CH</sup>	50 <sup>CB</sup>	56 <sup>CH</sup>	561	683	765	765	759	Logs	Mali
0 <sup>CHRI</sup>	6 <sup>CB</sup>	4 <sup>CB</sup>	0 <sup>CB</sup>	0 <sup>CB</sup>	132	269	314	100	100	Sawn	
0 <sup>CHRI</sup>	0 <sup>CH</sup>	0 <sup>CB</sup>	0 <sup>CHRI</sup>	0 <sup>CB</sup>	0	1	0	-0	0	Ven	
0	0	0 <sup>CB</sup>	0 <sup>CHRI</sup>	0 <sup>CB</sup>	42	43	65	50	50	Ply	
769 <sup>CH</sup>	726 <sup>CB</sup>	379 <sup>CH</sup>	650 <sup>CH</sup>	525 <sup>CH</sup>	1 433	1 374	1 321	1 250	1 275	Logs	Mozambique
116 <sup>CH</sup>	135 <sup>CH</sup>	65 <sup>CH</sup>	64 <sup>CH</sup>	88 <sup>CH</sup>	533	514	486	486	462	Sawn	
0 <sup>CHRI</sup>	0 <sup>CHRI</sup>	0 <sup>CHRI</sup>	0 <sup>CHRI</sup>	1 <sup>CH</sup>	1	1	1	1	3	Ven	
0 <sup>CH</sup>	0 <sup>CH</sup>	0 <sup>CH</sup>	0 <sup>CHRI</sup>	0 <sup>CB</sup>	1	1	2	2	1	Ply	
25 <sup>CB</sup>	30 <sup>CB</sup>	31 <sup>CB</sup>	31 <sup>CB</sup>	31 <sup>X</sup>	222	216	215	215	215	Logs	Togo
0 <sup>CHRI</sup>	1 <sup>CH</sup>	2 <sup>CH</sup>	2 <sup>CB</sup>	1 <sup>CH</sup>	67	67	66	65	66	Sawn	
0 <sup>CHRI</sup>	0 <sup>CHRI</sup>	0 <sup>CB</sup>	0 <sup>CHRI</sup>	0 <sup>CB</sup>	1	2	1	1	1	Ven	
0 <sup>CHRI</sup>	0 <sup>CHRI</sup>	0 <sup>CHRI</sup>	0 <sup>CHRI</sup>	0 <sup>CHRI</sup>	2	3	1	1	1	Ply	
<b>5 702</b>	<b>5 288</b>	<b>4 089</b>	<b>3 271</b>	<b>3 568</b>	<b>211 934</b>	<b>214 627</b>	<b>205 796</b>	<b>200 536</b>	<b>201 017</b>	Logs	Asia-Pacific
<b>8 111</b>	<b>6 931</b>	<b>6 356</b>	<b>6 537</b>	<b>5 927</b>	<b>36 349</b>	<b>36 801</b>	<b>35 994</b>	<b>35 947</b>	<b>36 574</b>	Sawn	
<b>1 157</b>	<b>1 243</b>	<b>1 394</b>	<b>3 101</b>	<b>1 860</b>	<b>3 079</b>	<b>3 231</b>	<b>2 947</b>	<b>3 338</b>	<b>4 610</b>	Ven	
<b>6 162</b>	<b>6 010</b>	<b>6 038</b>	<b>7 180</b>	<b>6 022</b>	<b>12 406</b>	<b>13 119</b>	<b>13 113</b>	<b>13 897</b>	<b>14 315</b>	Ply	
53 <sup>CB</sup>	41 <sup>CB</sup>	12 <sup>CB</sup>	65 <sup>CB</sup>	53 <sup>CH</sup>	602	710	788	735	1 347	Logs	Cambodia
162 <sup>CH</sup>	57 <sup>CB</sup>	21 <sup>CH</sup>	24 <sup>CH</sup>	24 <sup>X</sup>	41	94	80	78	76	Sawn	
5 <sup>CH</sup>	4 <sup>CH</sup>	12 <sup>CH</sup>	13 <sup>CI</sup>	13 <sup>X</sup>	15	16	10	12	12	Ven	
29 <sup>CH</sup>	120 <sup>CH</sup>	124 <sup>CH</sup>	176 <sup>CH</sup>	307 <sup>CH</sup>	15	41	85	35	155	Ply	
1 <sup>CB</sup>	2 <sup>CB</sup>	1 <sup>CH</sup>	1 <sup>CH</sup>	1 <sup>CH</sup>	239	238	239	239	239	Logs	Fiji
10 <sup>CH</sup>	16 <sup>CH</sup>	19 <sup>CH</sup>	33 <sup>CH</sup>	27 <sup>CH</sup>	55	49	46	32	38	Sawn	
0 <sup>CH</sup>	0 <sup>CH</sup>	0 <sup>CH</sup>	0 <sup>CHRI</sup>	0 <sup>C</sup>	8	8	8	8	8	Ven	
0 <sup>CHRI</sup>	1 <sup>CI</sup>	0 <sup>CHRI</sup>	0 <sup>CHRI</sup>	0 <sup>CB</sup>	8	8	8	8	8	Ply	
6 <sup>CI</sup>	6 <sup>CI</sup>	2 <sup>CI</sup>	4 <sup>CI</sup>	0 <sup>CH</sup>	49 665	50 485	49 408	49 984	49 328	Logs	India
30 <sup>CH</sup>	44 <sup>CH</sup>	4 <sup>CI</sup>	11 <sup>CH</sup>	3 <sup>CH</sup>	23 794	24 344	24 228	24 416	24 622	Sawn	
5 <sup>CI</sup>	7 <sup>CI</sup>	12 <sup>CI</sup>	29 <sup>CI</sup>	26 <sup>CI</sup>	590	619	500	636	598	Ven	
46 <sup>CI</sup>	63 <sup>CI</sup>	74 <sup>CI</sup>	133 <sup>CI</sup>	148 <sup>CI</sup>	9 557	10 052	9 994	9 959	9 936	Ply	
46 <sup>CH</sup>	70 <sup>CH</sup>	19 <sup>CH</sup>	23 <sup>CH</sup>	23 <sup>X</sup>	81 402	83 829	80 353	79 977	79 977	Logs	Indonesia
481 <sup>CH</sup>	302 <sup>CH</sup>	333 <sup>CH</sup>	400 <sup>CH</sup>	204 <sup>CH</sup>	2 235	2 415	2 402	2 194	2 388	Sawn	
122 <sup>CI</sup>	104 <sup>CI</sup>	95 <sup>CI</sup>	144 <sup>CI</sup>	121 <sup>CI</sup>	1 164	1 273	1 298	1 452	1 476	Ven	
3 193 <sup>CH</sup>	2 978 <sup>CH</sup>	3 032 <sup>CH</sup>	3 571 <sup>CH</sup>	2 321 <sup>CI</sup>	1 193	1 241	884	941	2 190	Ply	

**Table 1-1-d. Production, Trade and Consumption of Tropical Timber by ITTO Producers (1000 m<sup>3</sup>)**

Country	Product	Production					Imports				
		2018	2019	2020	2021	2022	2018	2019	2020	2021	2022
Malaysia	Logs	18 000 <sup>1</sup>	17 000 <sup>1</sup>	13 000 <sup>1</sup>	11 200 <sup>1</sup>	11 200 <sup>x</sup>	36 <sup>c</sup>	40 <sup>c</sup>	75 <sup>c</sup>	61 <sup>c</sup>	102 <sup>ci</sup>
	Sawn	3 440	3 371	2 274	1 935	1 935 <sup>x</sup>	75 <sup>ci</sup>	85	74 <sup>c</sup>	101	50 <sup>ci</sup>
	Ven	573	473	310	215	278 <sup>x</sup>	5 <sup>ch</sup>	4 <sup>ch</sup>	14 <sup>ch</sup>	50 <sup>ch</sup>	54 <sup>ch</sup>
	Ply	2 501	2 150	1 676	1 569	1 569 <sup>x</sup>	575 <sup>ci</sup>	696 <sup>ci</sup>	529 <sup>ci</sup>	830 <sup>ci</sup>	893 <sup>ci</sup>
Myanmar	Logs	4 100 <sup>1</sup>	4 100 <sup>x</sup>	3 800 <sup>1</sup>	4 000 <sup>1</sup>	4 000 <sup>x</sup>	0 <sup>ch</sup>	0 <sup>cr</sup>	0 <sup>cr</sup>	0 <sup>cr</sup>	0 <sup>cr</sup>
	Sawn	1 750 <sup>1</sup>	1 750 <sup>x</sup>	1 600 <sup>1</sup>	1 600 <sup>x</sup>	1 600 <sup>x</sup>	0 <sup>cr</sup>	0 <sup>cr</sup>	0 <sup>cr</sup>	0 <sup>cr</sup>	0 <sup>cr</sup>
	Ven	210 <sup>x</sup>	210 <sup>x</sup>	210 <sup>x</sup>	300 <sup>1</sup>	300 <sup>x</sup>	0 <sup>ch</sup>	0 <sup>ch</sup>	0 <sup>ch</sup>	0 <sup>ch</sup>	0 <sup>ch</sup>
	Ply	86 <sup>x</sup>	86 <sup>x</sup>	86 <sup>x</sup>	130 <sup>1</sup>	130 <sup>x</sup>	3 <sup>ch</sup>	2 <sup>ch</sup>	3 <sup>ch</sup>	10 <sup>ch</sup>	3 <sup>ch</sup>
Papua New Guinea	Logs	4 700 <sup>1</sup>	4 700 <sup>x</sup>	4 200 <sup>1</sup>	3 700 <sup>1</sup>	4 300 <sup>1</sup>	0 <sup>c</sup>	0 <sup>cr</sup>	0 <sup>cr</sup>	0 <sup>cr</sup>	0 <sup>cr</sup>
	Sawn	200	200 <sup>x</sup>	320 <sup>1</sup>	320 <sup>x</sup>	320 <sup>x</sup>	0 <sup>cr</sup>	0 <sup>cr</sup>	0 <sup>cr</sup>	0 <sup>cr</sup>	0 <sup>cr</sup>
	Ven	62 <sup>x</sup>	62 <sup>x</sup>	75 <sup>1</sup>	75 <sup>x</sup>	75 <sup>x</sup>	0 <sup>ch</sup>	0 <sup>ch</sup>	0 <sup>cr</sup>	0 <sup>cr</sup>	0 <sup>cr</sup>
	Ply	50	50 <sup>x</sup>	50 <sup>x</sup>	50 <sup>x</sup>	50 <sup>x</sup>	0 <sup>ch</sup>	0 <sup>ch</sup>	0 <sup>ch</sup>	1 <sup>ch</sup>	0 <sup>ch</sup>
Philippines	Logs	3 878 <sup>1</sup>	3 878 <sup>x</sup>	3 878 <sup>x</sup>	3 878 <sup>x</sup>	3 878 <sup>x</sup>	40 <sup>ch</sup>	23 <sup>c</sup>	5 <sup>c</sup>	15 <sup>ci</sup>	1
	Sawn	370 <sup>1</sup>	246 <sup>1</sup>	284 <sup>1</sup>	400 <sup>1</sup>	400 <sup>x</sup>	243 <sup>ch</sup>	167 <sup>ch</sup>	126 <sup>ch</sup>	127 <sup>ch</sup>	137 <sup>x</sup>
	Ven	208 <sup>1</sup>	280 <sup>1</sup>	168	291	291 <sup>x</sup>	16 <sup>ch</sup>	18 <sup>ch</sup>	33	5 <sup>ch</sup>	9 <sup>ch</sup>
	Ply	169 <sup>1</sup>	190 <sup>1</sup>	120	261	261 <sup>x</sup>	113 <sup>ch</sup>	106 <sup>ch</sup>	116 <sup>ch</sup>	93 <sup>ch</sup>	87 <sup>ch</sup>
Thailand	Logs	17 600 <sup>1</sup>	17 600 <sup>x</sup>	17 000 <sup>1</sup>	17 000 <sup>x</sup>	17 000 <sup>x</sup>	6 <sup>ci</sup>	3 <sup>c</sup>	1 <sup>c</sup>	1 <sup>c</sup>	0 <sup>ch</sup>
	Sawn	4 500 <sup>x</sup>	4 500 <sup>x</sup>	4 300 <sup>1</sup>	4 300 <sup>x</sup>	4 200 <sup>1</sup>	524 <sup>ci</sup>	288 <sup>ch</sup>	269 <sup>ci</sup>	164 <sup>c</sup>	164 <sup>x</sup>
	Ven	185 <sup>x</sup>	185 <sup>x</sup>	185 <sup>x</sup>	300 <sup>1</sup>	300 <sup>x</sup>	12 <sup>ci</sup>	6 <sup>ci</sup>	4 <sup>ci</sup>	1 <sup>ch</sup>	0 <sup>ch</sup>
	Ply	120 <sup>x</sup>	120 <sup>x</sup>	120 <sup>x</sup>	120 <sup>x</sup>	120 <sup>x</sup>	78 <sup>ch</sup>	84 <sup>ch</sup>	99 <sup>ch</sup>	65 <sup>ch</sup>	32 <sup>ch</sup>
Viet Nam	Logs	36 035 <sup>1</sup>	36 035 <sup>1</sup>	36 035 <sup>x</sup>	32 000	32 000 <sup>x</sup>	1 226 <sup>ci</sup>	1 155 <sup>1</sup>	1 068 <sup>1</sup>	923 <sup>1</sup>	1 135 <sup>1</sup>
	Sawn	6 000 <sup>x</sup>	5 219 <sup>1</sup>	5 297 <sup>1</sup>	5 471 <sup>1</sup>	5 471 <sup>x</sup>	550 <sup>1</sup>	585 <sup>1</sup>	672 <sup>1</sup>	877 <sup>1</sup>	841 <sup>1</sup>
	Ven	1 050 <sup>x</sup>	1 200 <sup>1</sup>	1 400 <sup>1</sup>	2 900 <sup>1</sup>	2 900 <sup>x</sup>	4 <sup>ci</sup>	5 <sup>ci</sup>	6 <sup>ci</sup>	8 <sup>ci</sup>	8 <sup>x</sup>
	Ply	800 <sup>1</sup>	1 100 <sup>1</sup>	2 100 <sup>1</sup>	3 100 <sup>1</sup>	2 100 <sup>1</sup>	31 <sup>ch</sup>	43 <sup>ch</sup>	51 <sup>ch</sup>	28 <sup>ch</sup>	28 <sup>x</sup>
Latin America/ Caribbean	Logs	39 846	40 304	38 468	38 910	39 285	15	12	12	16	33
	Sawn	5 553	5 703	5 319	5 537	5 719	93	181	117	148	134
	Ven	396	394	391	382	383	5	10	7	14	17
	Ply	795	739	741	814	751	105	105	101	123	125
Brazil	Logs	29 200 <sup>x</sup>	29 200 <sup>x</sup>	29 200 <sup>x</sup>	29 200 <sup>x</sup>	29 200 <sup>x</sup>	11 <sup>ch</sup>	9 <sup>c</sup>	8 <sup>c</sup>	12 <sup>c</sup>	31 <sup>ci</sup>
	Sawn	3 000 <sup>1</sup>	3 000 <sup>x</sup>	3 000 <sup>x</sup>	3 000 <sup>x</sup>	3 000 <sup>x</sup>	46 <sup>c</sup>	45 <sup>c</sup>	30 <sup>c</sup>	23 <sup>c</sup>	14 <sup>ci</sup>
	Ven	300 <sup>x</sup>	300 <sup>x</sup>	300 <sup>1</sup>	300 <sup>x</sup>	300 <sup>x</sup>	1 <sup>ci</sup>	1 <sup>ci</sup>	1 <sup>ci</sup>	2 <sup>ci</sup>	4 <sup>ci</sup>
	Ply	264 <sup>x</sup>	264 <sup>x</sup>	264 <sup>1</sup>	345 <sup>1</sup>	264 <sup>x</sup>	3 <sup>ch</sup>	5 <sup>ch</sup>	1 <sup>ch</sup>	1 <sup>ch</sup>	1 <sup>ch</sup>
Colombia	Logs	1 769 <sup>1</sup>	1 674 <sup>1</sup>	1 689 <sup>1</sup>	1 240 <sup>1</sup>	1 240 <sup>1</sup>	1 <sup>c</sup>	0 <sup>ch</sup>	0 <sup>cr</sup>	0 <sup>cr</sup>	0 <sup>cr</sup>
	Sawn	269 <sup>1</sup>	254 <sup>1</sup>	256 <sup>1</sup>	188 <sup>1</sup>	188 <sup>1</sup>	2 <sup>c</sup>	0 <sup>ch</sup>	0 <sup>ch</sup>	0 <sup>cr</sup>	0 <sup>cr</sup>
	Ven	1	1	1	1	1	0 <sup>ch</sup>	0 <sup>ch</sup>	0 <sup>ch</sup>	0 <sup>ch</sup>	0 <sup>ch</sup>
	Ply	43	40	40 <sup>x</sup>	40 <sup>x</sup>	40 <sup>x</sup>	4 <sup>ch</sup>	4 <sup>ch</sup>	4 <sup>ch</sup>	6 <sup>ch</sup>	4 <sup>ch</sup>
Costa Rica	Logs	1 217 <sup>1</sup>	1 121 <sup>1</sup>	1 071 <sup>1</sup>	1 071 <sup>1</sup>	1 071 <sup>x</sup>	2 <sup>c</sup>	1 <sup>c</sup>	1 <sup>c</sup>	2 <sup>ci</sup>	1
	Sawn	452	391	455	426	426	0 <sup>cr</sup>	1 <sup>c</sup>	0 <sup>cr</sup>	1 <sup>c</sup>	0 <sup>r</sup>
	Ven	1 <sup>1</sup>	1 <sup>1</sup>	0	0	0	0 <sup>ch</sup>	0 <sup>ch</sup>	0 <sup>ch</sup>	0 <sup>ch</sup>	0 <sup>ch</sup>
	Ply	37 <sup>x</sup>	37 <sup>x</sup>	37 <sup>1</sup>	37 <sup>x</sup>	37 <sup>x</sup>	8 <sup>ch</sup>	7 <sup>ch</sup>	7 <sup>ch</sup>	6 <sup>ch</sup>	2 <sup>ch</sup>
Ecuador	Logs	2 150 <sup>1</sup>	2 671 <sup>1</sup>	2 129 <sup>1</sup>	2 400 <sup>1</sup>	2 400 <sup>x</sup>	0 <sup>ch</sup>	0 <sup>cr</sup>	0 <sup>cr</sup>	0 <sup>c</sup>	0 <sup>c</sup>
	Sawn	505 <sup>x</sup>	505 <sup>x</sup>	505 <sup>x</sup>	505 <sup>x</sup>	505 <sup>x</sup>	0 <sup>cr</sup>	1 <sup>ci</sup>	13 <sup>c</sup>	34 <sup>c</sup>	34 <sup>x</sup>
	Ven	45 <sup>x</sup>	45 <sup>x</sup>	45 <sup>x</sup>	45 <sup>x</sup>	45 <sup>x</sup>	0 <sup>ch</sup>	0 <sup>ch</sup>	0 <sup>ch</sup>	0 <sup>ch</sup>	0 <sup>ch</sup>
	Ply	338 <sup>x</sup>	338 <sup>x</sup>	338 <sup>x</sup>	338 <sup>x</sup>	338 <sup>x</sup>	0 <sup>ch</sup>	0 <sup>ch</sup>	0 <sup>ch</sup>	0 <sup>cr</sup>	0 <sup>ch</sup>
Guatemala	Logs	510 <sup>1</sup>	510 <sup>1</sup>	274 <sup>1</sup>	400 <sup>1</sup>	400 <sup>x</sup>	0 <sup>ch</sup>	0 <sup>cr</sup>	0 <sup>cr</sup>	0 <sup>cr</sup>	0 <sup>cr</sup>
	Sawn	50 <sup>1</sup>	50 <sup>1</sup>	50 <sup>1</sup>	49 <sup>1</sup>	49 <sup>x</sup>	0 <sup>cr</sup>	0 <sup>ch</sup>	0 <sup>cr</sup>	0 <sup>cr</sup>	0 <sup>cr</sup>
	Ven	8 <sup>1</sup>	8 <sup>1</sup>	8 <sup>1</sup>	4 <sup>1</sup>	4 <sup>x</sup>	0 <sup>ch</sup>	0 <sup>ch</sup>	0 <sup>ch</sup>	0 <sup>ch</sup>	0 <sup>ch</sup>
	Ply	20 <sup>1</sup>	20 <sup>1</sup>	20 <sup>1</sup>	12 <sup>1</sup>	30 <sup>1</sup>	8 <sup>ch</sup>	5 <sup>ch</sup>	5 <sup>ch</sup>	7 <sup>ch</sup>	3 <sup>ch</sup>
Guyana	Logs	401 <sup>1</sup>	330 <sup>1</sup>	380 <sup>1</sup>	330 <sup>x</sup>	330 <sup>x</sup>	0 <sup>cr</sup>	0 <sup>ch</sup>	0 <sup>ch</sup>	1 <sup>cr</sup>	0 <sup>c</sup>
	Sawn	45	43	65 <sup>1</sup>	70 <sup>1</sup>	70 <sup>x</sup>	0 <sup>cr</sup>	0 <sup>cr</sup>	0 <sup>cr</sup>	0 <sup>cr</sup>	0 <sup>c</sup>
	Ven	16 <sup>1</sup>	16 <sup>x</sup>	16 <sup>x</sup>	16 <sup>x</sup>	16 <sup>x</sup>	0 <sup>ch</sup>	0 <sup>cr</sup>	0 <sup>cr</sup>	0 <sup>cr</sup>	0 <sup>x</sup>
	Ply	15	15 <sup>x</sup>	15 <sup>x</sup>	15 <sup>x</sup>	15 <sup>x</sup>	0 <sup>ch</sup>	0 <sup>ch</sup>	0 <sup>ch</sup>	0 <sup>ch</sup>	0 <sup>ch</sup>
Honduras	Logs	70 <sup>1</sup>	70 <sup>1</sup>	100 <sup>1</sup>	100 <sup>x</sup>	100 <sup>x</sup>	0 <sup>ch</sup>	0 <sup>cr</sup>	1 <sup>ch</sup>	0 <sup>cr</sup>	0 <sup>cr</sup>
	Sawn	6 <sup>1</sup>	5 <sup>1</sup>	3 <sup>1</sup>	7 <sup>1</sup>	7 <sup>x</sup>	3 <sup>ch</sup>	2 <sup>cr</sup>	1 <sup>ch</sup>	2 <sup>cr</sup>	0 <sup>cr</sup>
	Ven	1 <sup>x</sup>	1 <sup>x</sup>	1 <sup>x</sup>	1 <sup>x</sup>	1 <sup>x</sup>	0 <sup>ch</sup>	0 <sup>ch</sup>	0 <sup>ch</sup>	1 <sup>ch</sup>	2 <sup>ch</sup>
	Ply	13 <sup>x</sup>	13 <sup>x</sup>	13 <sup>x</sup>	13 <sup>x</sup>	13 <sup>x</sup>	1 <sup>ch</sup>	1 <sup>ch</sup>	1 <sup>ch</sup>	2 <sup>ch</sup>	2 <sup>ch</sup>
Mexico	Logs	961 <sup>x</sup>	961 <sup>x</sup>	961 <sup>x</sup>	961 <sup>x</sup>	961 <sup>x</sup>	0 <sup>ch</sup>	0 <sup>ch</sup>	0 <sup>ch</sup>	0 <sup>ch</sup>	0 <sup>ch</sup>
	Sawn	215 <sup>x</sup>	215 <sup>x</sup>	215 <sup>1</sup>	215 <sup>x</sup>	215 <sup>x</sup>	39 <sup>ch</sup>	128 <sup>ch</sup>	67 <sup>ch</sup>	85 <sup>ci</sup>	85 <sup>x</sup>
	Ven	3	3 <sup>x</sup>	3 <sup>x</sup>	3 <sup>x</sup>	3 <sup>x</sup>	2 <sup>ch</sup>	9 <sup>ch</sup>	5 <sup>ch</sup>	11 <sup>ci</sup>	11 <sup>x</sup>
	Ply	6 <sup>x</sup>	6 <sup>x</sup>	6 <sup>x</sup>	6 <sup>x</sup>	6 <sup>x</sup>	67 <sup>ch</sup>	71 <sup>ch</sup>	62 <sup>ch</sup>	83 <sup>ch</sup>	90 <sup>ch</sup>
Panama	Logs	400 <sup>1</sup>	400 <sup>1</sup>	334	334	334 <sup>x</sup>	0 <sup>ch</sup>	0 <sup>ch</sup>	1 <sup>ch</sup>	0 <sup>ch</sup>	0 <sup>ch</sup>
	Sawn	22 <sup>1</sup>	26 <sup>1</sup>	63 <sup>1</sup>	26	26 <sup>x</sup>	1 <sup>ch</sup>	2 <sup>ch</sup>	1 <sup>ch</sup>	1 <sup>cr</sup>	1 <sup>cr</sup>
	Ven	11 <sup>x</sup>	11 <sup>x</sup>	11 <sup>x</sup>	6	6 <sup>x</sup>	0 <sup>ch</sup>	0 <sup>ch</sup>	0 <sup>ch</sup>	0 <sup>ch</sup>	0 <sup>ch</sup>
	Ply	2 <sup>1</sup>	2 <sup>1</sup>	4 <sup>1</sup>	4 <sup>x</sup>	4 <sup>x</sup>	4 <sup>ch</sup>	4 <sup>ci</sup>	2 <sup>ch</sup>	3 <sup>ch</sup>	2 <sup>ch</sup>
Peru	Logs	1 032	1 139	627	1 196	1 495	0 <sup>r</sup>	1 <sup>c</sup>	0 <sup>c</sup>	0 <sup>c</sup>	0 <sup>c</sup>
	Sawn	465	588	324	620	775	2	2 <sup>ci</sup>	5 <sup>c</sup>	1 <sup>ci</sup>	0 <sup>ch</sup>
	Ven	5	3	2	2	2	0 <sup>ch</sup>	0 <sup>r</sup>	0 <sup>r</sup>	0 <sup>ch</sup>	0 <sup>ch</sup>
	Ply	54	0	0	0	0	7 <sup>ch</sup>	5 <sup>ch</sup>	17	14	18
Suriname	Logs	1 083	1 175 <sup>1</sup>	650 <sup>1</sup>	624	700	0	0	0	0 <sup>cr</sup>	0 <sup>x</sup>
	Sawn	218	319	75	123	150	0 <sup>ch</sup>	0 <sup>ch</sup>	0	0 <sup>cr</sup>	0 <sup>cr</sup>
	Ven	3 <sup>x</sup>	3 <sup>x</sup>	3 <sup>x</sup>	3 <sup>x</sup>	3 <sup>x</sup>	0 <sup>cr</sup>	0 <sup>cr</sup>	0 <sup>cr</sup>	0 <sup>cr</sup>	0 <sup>cr</sup>
	Ply	2	2	2	2	2	0 <sup>ch</sup>	0 <sup>ch</sup>	0 <sup>ch</sup>	0 <sup>ch</sup>	0 <sup>ch</sup>
Trinidad and Tobago	Logs	162 <sup>1</sup>	162 <sup>x</sup>	162 <sup>x</sup>	162 <sup>x</sup>	162 <sup>x</sup>	0 <sup>cr</sup>	0 <sup>ch</sup>	0 <sup>ch</sup>	0 <sup>ch</sup>	0 <sup>cr</sup>
	Sawn	28 <sup>x</sup>	28 <sup>x</sup>	28 <sup>x</sup>	28 <sup>x</sup>	28 <sup>x</sup>	1 <sup>ch</sup>	1 <sup>cr</sup>	0 <sup>ch</sup>	1 <sup>cr</sup>	0 <sup>ch</sup>
	Ven	1 <sup>x</sup>	1 <sup>x</sup>	1 <sup>x</sup>	1 <sup>x</sup>	1 <sup>x</sup>	0 <sup>cr</sup>	0 <sup>ch</sup>	0 <sup>ch</sup>	0 <sup>ch</sup>	0 <sup>ch</sup>
	Ply	0 <sup>x</sup>	0 <sup>x</sup>	0 <sup>x</sup>	0 <sup>x</sup>	0 <sup>x</sup>	2 <sup>ch</sup>	2 <sup>ch</sup>	3 <sup>ch</sup>	1 <sup>cr</sup>	1 <sup>ch</sup>
Venezuela	Logs	892 <sup>1</sup>	892 <sup>1</sup>	892 <sup>x</sup>	892 <sup>x</sup>	892 <sup>x</sup>	0 <sup>ch</sup>	0 <sup>cr</sup>	0 <sup>cr</sup>	0 <sup>cr</sup>	0 <sup>cr</sup>
	Sawn	280 <sup>x</sup>	280 <sup>x</sup>	280 <sup>x</sup>	280 <sup>x</sup>	280 <sup>x</sup>	0 <sup>ch</sup>	0 <sup>ch</sup>	0 <sup>cr</sup>	0 <sup>cr</sup>	0 <sup>cr</sup>
	Ven	1 <sup>x</sup>	1 <sup>x</sup>	1 <sup>x</sup>	1 <sup>x</sup>	1 <sup>x</sup>	0 <sup>ch</sup>	0 <sup>ch</sup>	0 <sup>ch</sup>	0 <sup>ch</sup>	0 <sup>ch</sup>
	Ply	2 <sup>x</sup>	2 <sup>x</sup>	2 <sup>x</sup>	2 <sup>x</sup>	2 <sup>x</sup>	0 <sup>ch</sup>	0 <sup>ch</sup>	0 <sup>ch</sup>	0 <sup>ch</sup>	0 <sup>ch</sup>

Exports					Domestic Consumption					Product	Country
2018	2019	2020	2021	2022	2018	2019	2020	2021	2022		
1 718	1 331	916	608	305	16 318	15 709	12 159	10 653	10 997	Logs	Malaysia
1 920	1 795	1 320	1 235	820	1 595	1 661	1 027	801	1 165	Sawn	
204	155	52	54	48	375	322	272	211	284	Ven	
2 016	1 604	1 532	1 559	1 396	1 061	1 242	672	839	1 066	Ply	
28	15	3	23	6	4 072	4 086	3 797	3 977	3 994	Logs	Myanmar
137	139	184	176	123	1 613	1 611	1 416	1 424	1 477	Sawn	
114	86	98	202	222	96	124	112	98	78	Ven	
6	3	4	5	5	83	84	85	135	128	Ply	
3 754	3 773	3 064	2 463	3 153	946	927	1 136	1 237	1 147	Logs	Papua New Guinea
64	123	44	92	92	136	77	276	228	228	Sawn	
0	2	17	6	7	61	60	58	69	68	Ven	
9	9	2	2	1	41	41	49	49	49	Ply	
2	0	0	0	0	3 916	3 901	3 883	3 893	3 879	Logs	Philippines
255	295	257	477	485	358	118	153	49	52	Sawn	
4	2	0	2	1	220	296	200	295	299	Ven	
6	8	5	6	6	276	288	231	348	341	Ply	
9	10	61	63	19	17 597	17 594	16 940	16 938	16 981	Logs	Thailand
4 800	3 935	3 957	3 853	3 982	224	853	612	611	382	Sawn	
103	122	134	251	158	94	68	56	50	143	Ven	
57	93	123	104	73	141	111	96	80	79	Ply	
84	40	12	21	8	37 178	37 150	37 092	32 902	33 127	Logs	Viet Nam
252	226	217	234	165	6 298	5 578	5 752	6 114	6 147	Sawn	
599	761	974	2 401	1 264	455	445	432	508	1 645	Ven	
800	1 132	1 143	1 624	1 765	31	11	1 008	1 504	363	Ply	
<b>1 866</b>	<b>1 955</b>	<b>1 991</b>	<b>3 229</b>	<b>3 620</b>	<b>37 995</b>	<b>38 361</b>	<b>36 488</b>	<b>35 697</b>	<b>35 697</b>	Logs	
<b>1 052</b>	<b>1 096</b>	<b>1 183</b>	<b>1 267</b>	<b>1 024</b>	<b>4 595</b>	<b>4 789</b>	<b>4 253</b>	<b>4 419</b>	<b>4 829</b>	Sawn	Latin America/Caribbean
<b>18</b>	<b>27</b>	<b>74</b>	<b>81</b>	<b>107</b>	<b>383</b>	<b>377</b>	<b>324</b>	<b>315</b>	<b>292</b>	Ven	
<b>330</b>	<b>344</b>	<b>395</b>	<b>462</b>	<b>283</b>	<b>570</b>	<b>500</b>	<b>448</b>	<b>474</b>	<b>593</b>	Ply	
332	659	957	1 799	2 279	28 879	28 550	28 251	27 413	26 952	Logs	Brazil
664	610	575	887	658	2 382	2 435	2 455	2 136	2 356	Sawn	
15	23	71	80	107	286	278	230	222	197	Ven	
197	213	233	267	126	70	57	33	79	140	Ply	
68	68	54	67	67	1 703	1 606	1 635	1 173	1 173	Logs	Colombia
18	20	19	13	13	252	235	237	176	176	Sawn	
0	0	0	0	0	1	1	1	1	1	Ven	
1	0	0	0	0	46	44	44	46	44	Ply	
124	121	68	109	109	1 094	1 000	1 004	964	964	Logs	Costa Rica
29	17	15	21	21	423	375	441	406	405	Sawn	
0	0	0	0	0	1	1	0	-0	-0	Ven	
0	0	0	0	0	45	44	44	42	39	Ply	
335	298	229	518	415	1 815	2 373	1 900	1 882	1 985	Logs	Ecuador
104	213	393	116	62	401	293	124	423	477	Sawn	
2	3	2	0	0	44	43	43	45	45	Ven	
74	85	115	141	106	264	253	223	198	232	Ply	
16	25	17	29	33	494	485	257	371	367	Logs	Guatemala
8	8	4	7	8	42	43	46	42	41	Sawn	
0	0	0	0	0	8	8	8	4	4	Ven	
23	16	16	17	23	5	9	9	1	10	Ply	
180	104	115	81	95	221	227	265	250	235	Logs	Guyana
16	18	41	45	45	29	25	24	25	25	Sawn	
0	0	0	0	0	16	16	16	16	16	Ven	
3	2	1	1	1	12	13	13	13	14	Ply	
5	3	2	3	2	65	67	100	97	98	Logs	Honduras
1	2	2	3	1	8	5	2	6	7	Sawn	
0	0	0	0	0	1	1	1	2	3	Ven	
7	7	4	6	6	7	7	10	9	9	Ply	
37	30	23	118	139	924	932	938	843	822	Logs	Mexico
4	10	18	28	28	250	332	264	272	272	Sawn	
0	0	0	0	0	5	11	8	14	14	Ven	
9	14	16	19	11	64	63	51	70	86	Ply	
177	139	86	145	145	223	261	249	189	189	Logs	Panama
2	2	1	4	4	21	26	63	24	23	Sawn	
0	0	0	0	0	11	11	11	6	6	Ven	
6	4	5	3	1	0	3	1	4	5	Ply	
10	12	8	14	8	1 022	1 128	619	1 182	1 487	Logs	Peru
180	170	90	110	110	287	420	239	511	665	Sawn	
1	1	1	0	0	5	2	1	2	2	Ven	
10	4	4	8	8	51	2	13	6	9	Ply	
574	493	429	318	316	509	682	221	307	384	Logs	Suriname
16	21	18	14	35	202	298	57	110	115	Sawn	
0	0	0	0	0	3	3	3	3	3	Ven	
0	0	0	0	0	2	2	2	2	2	Ply	
3	1	0	0	0	159	161	162	162	162	Logs	Trinidad and Tobago
1	1	0	0	0	28	28	28	29	28	Sawn	
0	0	0	0	0	1	1	1	1	1	Ven	
0	0	0	0	0	2	2	3	1	1	Ply	
6	3	4	28	12	886	889	888	864	880	Logs	Venezuela
10	5	7	20	41	270	275	273	260	239	Sawn	
0	0	0	0	0	1	1	1	1	1	Ven	
0	0	0	0	0	2	2	2	2	2	Ply	

**Table 1-1-d. Production, Trade and Consumption of Tropical Timber by ITTO Producers (1000 m<sup>3</sup>)**

Country	Product	Production					Imports				
		2018	2019	2020	2021	2022	2018	2019	2020	2021	2022
Producers Total	Logs	277 212	281 066	269 453	264 955	266 452	4 529	4 318	2 972	3 032	2 627
	Sawn	53 233	53 265	51 445	51 215	51 527	1 961	1 934	1 743	2 089	2 182
	Ven	5 314	5 742	5 437	7 457	7 544	372	406	311	479	450
	Ply	18 838	19 238	19 445	21 229	20 427	1 042	1 182	1 010	1 269	1 270
ITTO Total	Logs	291 419	295 284	283 648	279 073	280 571	16 636	14 638	12 274	12 174	10 601
	Sawn	68 437	68 464	66 622	66 394	66 704	10 666	9 885	10 009	9 876	10 475
	Ven	6 136	6 563	6 109	8 136	8 228	1 573	1 782	1 971	3 943	2 975
	Ply	46 756	47 211	47 361	49 190	48 363	6 604	6 848	6 460	7 586	6 668
Rest of the World	Logs	45 490	44 405	42 973	43 033	43 344	208	225	185	193	203
	Sawn	4 797	4 855	4 760	4 959	5 109	1 100	1 141	1 088	1 028	945
	Ven	256	288	302	362	389	69	70	83	95	78
	Ply	405	454	513	565	575	1 018	918	921	1 022	1 011
World	Logs	336 909	339 690	326 621	322 106	323 915	16 845	14 863	12 459	12 367	10 804
	Sawn	73 234	73 319	71 382	71 353	71 813	11 766	11 026	11 097	10 904	11 420
	Ven	6 392	6 851	6 410	8 498	8 617	1 642	1 852	2 054	4 038	3 053
	Ply	47 161	47 665	47 875	49 755	48 938	7 622	7 766	7 382	8 608	7 680



		Exports				Domestic Consumption					Product	Country
2018	2019	2020	2021	2022	2018	2019	2020	2021	2022			
11 727	10 759	8 820	9 448	10 027	270 014	274 625	263 604	258 539	259 051	Logs	Producers Total	
11 644	10 808	10 105	10 183	9 767	43 549	44 391	43 082	43 121	43 943	Sawn		
1 490	1 686	1 831	3 635	2 479	4 195	4 462	3 916	4 301	5 515	Ven		
6 585	6 443	6 531	7 782	6 422	13 294	13 977	13 924	14 716	15 275	Ply		
11 984	10 976	8 998	9 515	10 137	296 072	298 946	286 924	281 731	281 034	Logs	ITTO Total	
12 038	11 189	10 400	10 650	10 241	67 065	67 160	66 231	65 620	66 939	Sawn		
1 544	1 762	1 891	3 716	2 532	6 165	6 582	6 189	8 363	8 671	Ven		
7 742	7 575	7 537	8 790	7 336	45 619	46 484	46 284	47 986	47 695	Ply		
5 844	3 639	2 569	2 502	2 574	39 854	40 992	40 589	40 724	40 973	Logs	Rest of the World	
658	542	516	818	755	5 239	5 454	5 332	5 169	5 298	Sawn		
40	58	70	126	144	285	300	315	330	323	Ven		
161	187	187	307	305	1 262	1 185	1 248	1 280	1 282	Ply		
17 827	14 615	11 567	12 018	12 712	335 927	339 938	327 513	322 455	322 007	Logs	World	
12 696	11 731	10 916	11 468	10 997	72 305	72 614	71 563	70 789	72 237	Sawn		
1 584	1 820	1 961	3 842	2 676	6 450	6 882	6 504	8 693	8 994	Ven		
7 903	7 762	7 724	9 097	7 641	46 880	47 669	47 533	49 267	48 977	Ply		

**Table 1-1-e. Major non ITTO members producing and trading tropical primary wood products by continents in 2021**

Country	Production				Imports			
	Trop. ind. roundwood	Trop. Sawn.	Trop. Veneer	Trop. Ply.	Trop. ind. roundwood	Trop. Sawn.	Trop. Veneer	Trop. Ply.
<b>Africa</b>	56 348	8 097	1 296	868	32	262	42	327
ITTO members	25 253	5 124	1 101	471	1	10	0	13
Non ITTO members	31 095	2 972	196	397	31	252	42	314
of which:								
Botswana	105	0	0	0	1	5	0	0
Burkina Faso	1 171	5	0	0	0	0	0	17
Burundi	487	13	0	0	0	0	0	2
Chad	761	2	0	0	0	0	0	0
Equatorial Guinea	700	45	40	3	0	0	0	0
Ethiopia	2 922	17	57	24	0	2	0	0
Gambia	200	45	1	0	0	0	0	2
Guinea	651	30	2	20	0	2	0	0
Guinea-Bissau	85	16	0	0	0	0	0	1
Kenya	439	28	5	46	2	30	0	128
Malawi	1 330	65	4	30	0	1	0	1
Niger	701	4	1	0	0	11	0	25
Nigeria	9 800	2 000	1	55	0	0	0	40
Rwanda	1 114	85	0	0	0	0	0	16
Senegal	816	31	0	0	0	121	0	20
Sierra Leone	330	30	1	0	0	0	0	0
Somalia	110	14	0	0	0	8	0	2
Sudan	1 157	11	0	0	0	0	0	0
Tanzania (United Rep. of)	1 764	60	60	100	0	11	0	2
Uganda	4 395	308	15	100	0	0	0	1
Zambia	1 800	100	3	3	0	0	0	4
Rest of Non ITTO Africa	256	62	6	16	28	61	40	54
<b>Asia-Pacific</b>	219 619	56 540	6 710	47 602	11 297	8 500	3 663	4 258
ITTO members	214 850	55 670	6 621	47 541	11 194	8 281	3 630	4 006
Non ITTO members	4 769	870	89	60	103	219	34	252
of which:								
Bangladesh	750	388	0	0	16	9	6	2
Brunei Darussalam	60	29	3	0	0	0	0	3
Lao People's Dem. Rep.	1 400	350	20	50	0	0	0	5
Singapore	0	1	1	1	75	88	0	156
Solomon Islands	1 800	50	50	0	0	0	0	0
Sri Lanka	693	31	15	6	1	60	1	7
Vanuatu	40	14	0	0	0	0	0	0
Rest of Non ITTO Asia-Pacific	27	7	0	3	12	62	27	78
<b>Europe</b>	60	62	30	364	950	1 163	295	848
ITTO members	60	62	30	364	950	1 153	291	842
Non ITTO members	0	0	0	0	0	10	4	6
<b>Latin America and Caribbean (LAC)</b>	46 078	6 649	452	913	46	234	16	170
ITTO members	38 910	5 537	382	814	16	148	14	123
Non ITTO members	7 168	1 112	70	99	30	86	2	47
of which:								
Argentina	15	0	0	0	0	6	1	2
Bolivia	1 486	400	7	8	0	0	0	0
Cuba	421	35	0	2	0	1	0	0
Dominican Rep.	36	7	0	0	22	46	0	2
El Salvador	682	16	0	0	0	1	0	7
Haiti	139	6	0	0	1	1	0	2
Jamaica	151	63	0	0	0	11	0	4
Nicaragua	130	19	0	7	0	3	0	2
Paraguay	4 044	550	60	80	0	2	0	0
Rest of Non ITTO LAC	64	15	3	2	7	15	1	28
<b>Middle East</b>	1	5	7	9	27	410	7	291
ITTO members	0	0	0	0	0	0	0	0
Non ITTO members	1	5	7	9	27	410	7	291
of which:								
Bahrain	0	0	0	0	0	17	0	7
Iraq	0	0	0	0	0	21	0	16
Israel	0	0	0	0	0	2	0	39
Jordan	0	0	0	0	0	2	0	25
Kuwait	0	0	0	0	0	10	0	5
Oman	0	0	0	0	0	33	0	10
Qatar	0	0	0	0	0	14	0	5
Saudi Arabia	0	0	0	0	1	16	2	54
Turkey	0	5	5	9	18	32	2	4
United Arab Emirates	0	2	0	0	7	107	1	66
Yemen	1	0	0	0	0	145	0	42
Rest of Non ITTO Middle East	0	0	0	0	0	12	1	17
<b>North America</b>	0	0	2	0	15	304	14	2 709
ITTO members	0	0	2	0	14	284	8	2 602
Non ITTO members	0	0	0	0	1	20	6	107
of which:								
Canada	0	0	0	0	1	20	6	107
<b>Rest of the world</b>	0	0	0	0	0	31	0	4
ITTO members	0	0	0	0	0	0	0	0
Non ITTO members	0	0	0	0	0	31	0	4

Exports				Domestic Consumption				Country
Trop. ind. roundwood	Trop. Sawn.	Trop. Veneer	Trop. Ply.	Trop. ind. roundwood	Trop. Sawn.	Trop. Veneer	Trop. Ply.	
3 680	2 633	522	339	52 700	5 726	816	856	<b>Africa</b>
2 948	2 380	454	139	22 306	2 755	647	344	ITTO members
732	253	69	200	30 395	2 971	169	512	Non ITTO members
								of which:
0	0	0	0	106	5	0	0	Botswana
2	0	0	0	1 169	5	0	17	Burkina Faso
0	0	0	0	487	13	0	2	Burundi
0	0	0	0	761	2	0	0	Chad
250	14	13	0	450	31	27	3	Equatorial Guinea
0	2	0	0	2 922	18	56	24	Ethiopia
28	32	0	0	172	13	1	2	Gambia
0	1	0	0	651	29	2	20	Guinea
0	0	0	0	85	17	0	1	Guinea-Bissau
6	2	0	0	436	56	5	174	Kenya
0	5	0	2	1 330	61	4	29	Malawi
0	0	0	0	701	15	1	25	Niger
134	13	0	1	9 666	1 987	1	95	Nigeria
0	0	0	0	1 114	85	0	16	Rwanda
0	0	0	1	816	152	0	19	Senegal
239	18	0	0	91	12	1	0	Sierra Leone
0	0	0	0	110	22	0	2	Somalia
1	0	0	0	1 156	11	0	0	Sudan
15	62	53	83	1 750	9	7	19	Tanzania (United Rep. of)
5	17	1	97	4 390	291	14	3	Uganda
20	80	0	0	1 780	20	3	7	Zambia
31	8	1	15	253	115	46	55	Rest of Non ITTO Africa
4 967	6 930	3 177	7 783	225 949	58 110	7 197	44 077	<b>Asia-Pacific</b>
3 288	6 560	3 127	7 757	222 755	57 391	7 124	43 791	ITTO members
1 679	370	50	26	3 193	719	72	287	Non ITTO members
								of which:
0	1	0	0	766	397	6	3	Bangladesh
0	0	0	0	60	29	3	3	Brunei Darussalam
71	258	5	3	1 329	92	15	52	Lao People's Dem. Rep.
71	87	1	20	4	2	0	137	Singapore
1 536	17	33	0	264	33	17	0	Solomon Islands
0	7	11	0	694	85	5	13	Sri Lanka
1	0	0	0	39	14	0	0	Vanuatu
0	1	0	3	38	68	27	79	Rest of Non ITTO Asia-Pacific
45	405	49	411	965	820	276	801	<b>Europe</b>
45	405	46	410	965	811	275	796	ITTO members
0	1	3	1	0	9	1	5	Non ITTO members
3 315	1 401	83	495	42 809	5 482	385	588	<b>Latin America and Caribbean (LAC)</b>
3 229	1 267	81	462	35 697	4 419	315	474	ITTO members
86	134	2	32	7 112	1 063	70	114	Non ITTO members
								of which:
13	1	0	0	2	5	1	2	Argentina
44	98	0	0	1 442	302	7	8	Bolivia
0	0	0	0	421	37	0	2	Cuba
0	0	0	0	58	53	0	2	Dominican Rep.
4	0	0	0	678	17	0	7	El Salvador
0	0	0	0	140	6	0	2	Haiti
0	0	0	0	151	74	0	4	Jamaica
14	16	0	0	116	5	0	8	Nicaragua
11	12	2	30	4 033	539	58	50	Paraguay
0	5	0	1	71	25	4	28	Rest of Non ITTO LAC
5	31	2	24	23	385	12	276	<b>Middle East</b>
0	0	0	0	0	0	0	0	ITTO members
5	31	2	24	23	385	12	276	Non ITTO members
								of which:
0	0	0	0	-0	17	0	7	Bahrain
0	0	0	0	0	21	0	16	Iraq
0	0	0	7	0	2	0	33	Israel
0	0	0	0	0	2	0	25	Jordan
0	0	0	0	0	10	0	5	Kuwait
0	0	0	1	-0	33	0	9	Oman
0	0	0	0	0	14	0	5	Qatar
0	0	0	0	1	16	2	53	Saudi Arabia
0	2	0	0	18	35	6	13	Turkey
4	27	1	16	3	80	2	51	United Arab Emirates
0	1	0	0	1	144	0	42	Yemen
0	0	0	1	0	11	1	16	Rest of Non ITTO Middle East
6	50	9	37	8	254	7	2 672	<b>North America</b>
6	39	9	21	8	244	1	2 581	ITTO members
0	11	0	16	1	10	6	92	Non ITTO members
								of which:
0	11	0	16	1	10	6	92	Canada
0	19	0	9	0	11	0	-4	<b>Rest of the world</b>
0	0	0	0	0	0	0	0	ITTO members
0	19	0	9	0	11	0	-4	Non ITTO members

**Table 1-2-a. Trade of All Timber by ITTO Consumers - Value (1000\$ and \$/m<sup>3</sup>)**

Country	Product	Species	Imports Value (1000\$)					Imports Unit Value (\$/m <sup>3</sup> )				
			2018	2019	2020	2021	2022	2018	2019	2020	2021	2022
Asia-Pacific	Logs	All	12 525 776	10 725 315	9 423 284	13 009 509	9 971 641	181	157	143	186	200
		C	7 090 860	6 716 023	6 335 324	9 170 676	6 291 360	141	128	120	164	170
	Sawn	All	5 434 915	4 009 293	3 087 961	3 838 838	3 680 280	290	253	232	274	286
		C	14 158 264	12 035 024	10 627 790	12 157 447	12 580 977	299	252	247	315	352
	Ven	All	8 471 948	7 843 317	6 893 352	8 327 306	8 559 586	243	209	206	292	333
		C	5 686 319	4 191 707	3 734 439	3 830 140	4 021 390	457	413	389	381	402
	Ply	All	606 569	570 005	530 062	717 887	691 436	367	313	255	178	230
		C	161 513	151 365	120 483	161 891	152 958	341	348	293	278	357
	Ply	All	445 055	418 640	409 579	555 995	538 477	377	302	245	161	209
		C	3 554 499	2 989 687	2 681 796	3 380 326	3 807 753	592	578	535	595	726
	Ply	All	421 873	349 951	344 005	478 774	642 513	471	480	416	468	608
		C	3 132 626	2 639 736	2 337 790	2 901 552	3 165 240	613	594	559	622	756
Australia	Logs	All	1 294	4 181	2 863	3 914	2 279	960	523	435	265	523
		C	75	1 525	2 199	2 866	2 064	890	371	403	226	357
	Sawn	All	1 219	2 656	664	1 048	1 215	965	684	597	491	883
		C	453 348	274 276	248 366	429 331	736 595	466	473	472	602	704
	Ven	All	391 552	223 467	198 898	379 162	678 012	426	421	418	569	683
		C	61 796	50 809	49 467	50 168	58 583	1 135	1 044	994	1 062	1 079
	Ply	All	14 646	13 966	9 829	11 426	12 473	1 206	1 030	1 161	1 549	1 292
		C	369	1 791	133	482	121	314	1 519	1 135	1 148	1 141
	Ply	All	14 277	12 175	9 696	10 944	12 351	1 301	983	1 161	1 573	1 293
		C	333 140	314 183	309 731	372 475	449 822	613	675	700	677	716
	Ply	All	181 903	147 282	133 899	169 356	220 677	525	597	610	611	689
		C	151 237	166 901	175 832	203 119	229 145	768	764	790	744	745
China	Logs	All	10 984 840	9 449 304	8 400 397	11 593 760	8 531 590	184	156	141	182	195
		C	5 785 597	5 657 500	5 463 281	7 879 405	4 985 600	139	125	117	158	160
	Sawn	All	5 199 242	3 791 804	2 937 117	3 714 360	3 545 990	288	248	228	271	283
		C	10 131 130	8 591 131	7 683 700	7 638 706	7 520 608	277	225	227	263	282
	Ven	All	4 991 828	4 920 811	4 393 140	4 336 597	4 049 848	201	172	177	221	234
		C	5 139 305	3 670 320	3 290 560	3 302 109	3 470 760	437	387	364	350	372
	Ply	All	192 250	228 394	249 395	381 554	406 710	201	184	159	110	156
		C	17 932	19 252	19 616	38 325	83 295	176	187	153	152	298
	Ply	All	174 318	209 142	229 779	343 228	323 415	204	184	159	107	139
		C	153 274	125 581	129 439	152 325	187 543	965	926	758	998	981
	Ply	All	9 782	10 040	5 905	3 758	18 048	544	454	429	571	629
		C	143 492	115 540	123 534	148 567	169 495	1 018	1 019	787	1 017	1 044
(Hong Kong S.A.R.)	Logs	All	4 004	31 500	1 057	1 522	1 805	429	8 351	913	314	466
		C	901	944	500	1 120	571	130	451	656	378	282
	Sawn	All	3 103	30 556	557	402	1 234	1 279	18 210	1 409	213	669
		C	33 428	22 178	21 251	40 791	48 779	395	266	237	302	858
	Ven	All	22 682	15 885	16 278	31 003	30 023	344	221	207	300	704
		C	10 745	6 293	4 973	9 788	18 756	576	547	463	306	1 325
	Ply	All	4 233	4 541	2 225	2 103	3 843	4 439	2 919	483	3 026	7 094
		C	84	9	913	243	165	1 888	59 152	210	460	530
	Ply	All	4 149	4 532	1 312	1 860	3 678	4 563	2 914	4 921	11 122	16 004
		C	138 781	104 986	91 430	99 484	87 651	636	530	501	500	529
	Ply	All	8 667	6 007	9 052	21 964	20 064	471	337	327	417	417
		C	130 113	98 979	82 379	77 520	67 587	652	550	533	529	574
(Macao S.A.R.)	Logs	All	0	0	0	0	0	--	--	--	--	--
		C	0	0	0	0	0	--	--	--	--	--
	Sawn	All	2 584	1 913	1 406	1 327	1 012	336	369	350	306	388
		C	1 887	1 240	1 000	939	507	293	312	320	364	290
	Ven	All	697	673	406	388	505	557	555	456	220	584
		C	0	2	13	1	0	--	15 740	14 398	563	--
	Ply	All	0	0	0	0	0	--	--	--	--	--
		C	0	2	13	1	0	--	15 740	14 398	563	--
	Ply	All	17 097	14 979	8 127	7 538	3 465	640	604	447	391	342
		C	0	657	74	7	701	427	445	317	964	1 054
	Ply	All	17 097	14 322	8 054	7 532	2 764	640	614	449	391	292
		C	0	0	0	0	0	--	--	--	--	--
(Taiwan Province of China)	Logs	All	116 676	90 516	80 283	105 012	86 169	206	206	160	201	182
		C	33 388	31 379	31 824	59 807	40 612	122	132	102	156	126
	Sawn	All	83 287	59 137	48 459	45 205	45 556	286	292	257	329	302
		C	378 713	328 750	300 869	494 486	476 954	284	270	249	360	362
	Ven	All	266 794	219 756	217 281	383 684	352 418	242	223	211	331	324
		C	111 919	108 994	83 588	110 803	124 536	480	468	462	514	538
	Ply	All	120 312	85 871	81 023	100 017	87 803	609	554	510	574	580
		C	11 338	7 162	9 295	13 664	12 076	641	670	478	488	451
	Ply	All	108 974	78 709	71 728	86 353	75 727	605	545	515	591	607
		C	255 167	259 348	255 464	276 813	271 304	450	442	411	442	540
	Ply	All	77 645	68 735	70 785	104 503	114 657	358	326	323	364	452
		C	177 521	190 613	184 678	172 310	156 647	508	507	459	509	628
Japan	Logs	All	900 290	740 191	568 052	775 046	894 998	275	245	247	294	358
		C	807 548	661 603	508 071	740 673	849 288	263	233	234	286	349
	Sawn	All	92 742	78 588	59 981	34 373	45 711	446	437	476	644	676
		C	2 351 437	2 113 014	1 733 999	2 581 404	2 975 076	393	370	351	534	607
	Ven	All	2 140 136	1 904 787	1 578 415	2 413 797	2 777 776	370	346	329	515	586
		C	211 301	208 227	155 584	167 607	197 299	1 039	1 059	1 053	1 128	1 180
	Ply	All	184 669	170 423	106 787	127 899	74 819	521	545	552	500	949
		C	116 365	107 794	62 394	79 377	24 847	368	391	376	351	465
	Ply	All	68 304	62 629	44 393	48 522	49 972	1 781	1 693	1 612	1 641	1 967
		C	1 687 551	1 397 271	1 126 123	1 516 436	1 921 244	575	546	506	573	848
	Ply	All	58 117	64 504	54 667	77 074	138 832	586	565	555	642	734
		C	1 629 434	1 332 767	1 071 456	1 439 362	1 782 412	575	545	503	569	858

Exports Value (1000\$)					Exports Unit Value (\$/m <sup>3</sup> )					Species	Product	Country	
2018	2019	2020	2021	2022	2018	2019	2020	2021	2022				
3 630 703	3 022 792	2 681 699	3 270 795	2 633 151	130	108	102	125	114	All	Logs	Asia-Pacific	
3 465 171	2 876 390	2 580 435	3 207 954	2 545 050	129	107	101	125	112	C			
165 531	146 402	101 264	62 841	88 101	157	141	135	150	165	NC			
1 008 996	904 906	852 692	1 019 196	938 287	373	367	363	465	460	All	Sawn		
834 197	751 094	717 332	852 908	782 203	343	331	326	425	444	C			
174 799	153 811	135 360	166 289	156 084	646	772	901	886	559	NC			
562 960	597 751	593 855	859 128	728 914	940	971	1 108	1 240	1 294	All	Ven		
60 923	61 929	38 496	48 595	49 787	352	381	389	432	439	C			
502 036	535 822	555 359	810 533	679 127	1 180	1 183	1 271	1 397	1 510	NC			
5 633 583	4 586 239	4 308 877	6 000 246	5 741 958	583	540	521	580	644	All	Ply		
535 355	331 069	327 216	553 545	628 757	439	397	358	404	557	C			
5 098 228	4 255 170	3 981 661	5 446 701	5 113 202	603	556	541	607	656	NC			
622 794	585 435	524 284	249 330	148 831	129	119	108	127	176	All	Logs		Australia
522 756	498 682	442 574	203 065	103 194	126	117	105	125	197	C			
100 038	86 753	81 710	46 265	45 638	147	133	121	137	142	NC			
70 322	64 922	63 438	52 878	45 774	264	253	270	301	189	All	Sawn		
42 510	40 276	41 394	30 465	26 451	238	221	206	238	297	C			
27 812	24 647	22 044	22 413	19 323	318	329	641	471	126	NC			
20 107	17 391	12 756	7 766	6 475	2 860	2 754	3 031	2 750	2 848	All	Ven		
344	274	403	5 176	5 516	1 021	1 003	2 604	2 522	2 715	C			
19 764	17 117	12 353	2 590	960	2 952	2 833	3 047	3 356	3 966	NC			
5 111	7 822	9 239	7 043	7 310	366	421	352	558	526	All	Ply		
1 252	2 956	3 132	3 323	6 497	283	441	491	485	598	C			
3 859	4 866	6 107	3 720	813	404	410	307	645	269	NC			
26 538	18 794	8 014	4 817	22 026	287	275	221	287	329	All	Logs	China	
2 856	3 413	1 513	1 085	1 823	438	452	197	226	1 209	C			
23 682	15 381	6 501	3 731	20 203	275	253	227	312	309	NC			
178 532	165 135	149 675	189 678	166 672	608	864	784	747	952	All	Sawn		
59 446	62 820	54 227	65 039	48 583	420	679	584	508	704	C			
119 087	102 315	95 448	124 640	118 089	782	1 038	974	989	1 114	NC			
482 477	525 043	537 631	801 280	673 277	1 130	1 141	1 243	1 398	1 520	All	Ven		
21 461	27 087	11 390	11 870	13 825	1 647	1 463	1 539	1 895	1 859	C			
461 016	497 956	526 241	789 410	659 452	1 113	1 127	1 238	1 392	1 514	NC			
5 425 911	4 393 734	4 152 160	5 819 829	5 540 982	578	533	516	576	640	All	Ply		
453 925	259 412	266 234	469 732	503 125	431	376	337	391	539	C			
4 971 986	4 134 322	3 885 926	5 350 096	5 037 857	596	547	535	601	652	NC			
2 742	2 294	4 428	1 107	678	532	253	1 147	353	743	All	Logs	(Hong Kong S.A.R.)	
265	11	96	0	165	97	66	136	142	282	C			
2 477	2 283	4 332	1 107	513	1 024	256	1 373	354	1 563	NC			
8 007	5 195	2 127	1 448	1 068	454	569	444	324	1 205	All	Sawn		
2 441	1 741	1 391	1 006	500	285	330	384	355	881	C			
5 566	3 455	736	442	568	615	894	629	271	1 781	NC			
3 393	5 177	1 539	3 434	4 950	3 748	3 458	1 201	699	729	All	Ven		
50	440	55	30	301	474	870	1 464	484	1 831	C			
3 342	4 736	1 484	3 405	4 649	4 181	4 780	1 193	702	702	NC			
11 891	7 865	3 932	3 469	2 088	625	604	804	1 092	1 163	All	Ply		
5 545	1 959	464	19	38	443	298	377	551	1 398	C			
6 346	5 906	3 469	3 450	2 050	974	915	948	1 098	1 159	NC			
0	27	0	0	0	--	473	--	--	--	All	Logs	(Macao S.A.R.)	
0	0	0	0	0	--	--	--	--	--	C			
0	27	0	0	0	--	473	--	--	--	NC			
27	0	0	0	0	1 515	--	--	--	--	All	Sawn		
0	0	0	0	0	--	--	--	--	--	C			
27	0	0	0	0	1 515	--	--	--	--	NC			
0	0	0	0	0	--	--	--	--	--	All	Ven		
0	0	0	0	0	--	--	--	--	--	C			
0	0	0	0	0	--	--	--	--	--	NC			
6	6	0	17	0	6 360	551	809	213	--	All	Ply		
0	0	0	0	0	--	--	--	--	--	C			
6	6	0	17	0	6 360	551	809	213	--	NC			
9 008	4 063	2 698	4 407	2 246	797	811	688	631	571	All	Logs	(Taiwan Province of China)	
405	168	126	396	82	727	1 012	1 221	586	441	C			
8 602	3 894	2 572	4 011	2 164	801	804	673	635	577	NC			
21 721	18 078	15 960	13 525	12 442	1 332	1 241	1 203	1 444	1 273	All	Sawn		
7 342	4 087	5 859	4 188	2 991	1 938	1 323	1 416	1 197	1 997	C			
14 379	13 990	10 101	9 337	9 451	1 149	1 219	1 107	1 591	1 142	NC			
11 589	10 840	10 441	11 135	9 648	3 633	2 848	1 657	1 602	1 652	All	Ven		
702	995	991	502	208	3 448	3 289	4 340	4 185	5 678	C			
10 887	9 845	9 450	10 633	9 440	3 646	2 810	1 556	1 557	1 626	NC			
36 588	35 100	29 318	32 912	21 960	2 274	2 107	1 874	2 068	3 460	All	Ply		
852	1 320	526	972	3 606	886	1 676	775	1 169	4 763	C			
35 736	33 780	28 793	31 940	18 353	2 363	2 129	1 924	2 117	3 284	NC			
134 055	135 000	153 089	191 632	156 345	118	119	111	131	118	All	Logs	Japan	
130 794	128 488	149 610	190 084	155 035	116	115	109	131	117	C			
3 260	6 512	3 479	1 548	1 311	574	814	580	483	376	NC			
54 782	54 740	63 301	88 756	69 894	375	372	367	427	393	All	Sawn		
50 241	48 936	58 822	84 171	66 173	353	342	346	411	390	C			
4 541	5 804	4 479	4 585	3 721	1 226	1 392	1 523	1 531	440	NC			
3 422	3 974	3 901	2 855	2 569	13 688	10 294	19 909	15 268	9 009	All	Ven		
243	52	158	86	159	24 252	40 299	19 543	3 108	8 786	C			
3 179	3 922	3 743	2 769	2 410	13 247	10 194	19 924	17 379	9 024	NC			
61 289	56 995	54 026	70 989	87 325	496	512	496	489	559	All	Ply		
55 965	51 219	46 433	62 324	83 947	467	477	472	457	548	C			
5 325	5 776	7 593	8 665	3 377	1 427	1 444	722	964	1 151	NC			

**Table 1-2-a. Trade of All Timber by ITTO Consumers - Value (1000\$ and \$/m<sup>3</sup>)**

Country	Product	Species	Imports Value (1000\$)					Imports Unit Value (\$/m <sup>3</sup> )				
			2018	2019	2020	2021	2022	2018	2019	2020	2021	2022
Korea, Rep. of	Logs	All	515 988 <sup>1</sup>	406 596 <sup>1</sup>	368 907 <sup>1</sup>	528 188 <sup>1</sup>	452 408 <sup>1</sup>	93	95	104	168	146
		C	463 154 <sup>c</sup>	362 299 <sup>c</sup>	329 295 <sup>c</sup>	486 579 <sup>c</sup>	414 162 <sup>c</sup>	86	87	96	160	139
	Sawn	All	52 834 <sup>c</sup>	44 296 <sup>c</sup>	39 612 <sup>c</sup>	41 609 <sup>c</sup>	38 246 <sup>c</sup>	319	327	344	388	324
		C	726 050 <sup>1</sup>	627 078 <sup>1</sup>	576 855 <sup>1</sup>	853 402 <sup>1</sup>	681 515 <sup>1</sup>	321	315	245	360	423
	Ven	All	608 461 <sup>c</sup>	512 484 <sup>c</sup>	457 200 <sup>c</sup>	709 760 <sup>ca</sup>	576 200 <sup>c</sup>	288	277	207	320	397
		C	117 589 <sup>c</sup>	114 593 <sup>c</sup>	119 655 <sup>c</sup>	143 642 <sup>c</sup>	105 315 <sup>c</sup>	779	784	817	953	659
	Ply	All	89 766 <sup>1</sup>	65 354 <sup>1</sup>	78 435 <sup>1</sup>	86 935 <sup>1</sup>	97 365 <sup>1</sup>	681	655	544	612	613
		C	15 368 <sup>c</sup>	15 051 <sup>c</sup>	28 065 <sup>c</sup>	24 661 <sup>c</sup>	26 980 <sup>c</sup>	414	339	301	337	406
	New Zealand	All	74 398 <sup>c</sup>	50 303 <sup>c</sup>	50 369 <sup>c</sup>	62 274 <sup>c</sup>	70 385 <sup>c</sup>	785	909	988	903	761
		C	925 879 <sup>1</sup>	722 150 <sup>1</sup>	690 857 <sup>1</sup>	845 220 <sup>1</sup>	776 690 <sup>1</sup>	624	643	556	631	585
	Logs	All	71 157 <sup>ca</sup>	29 842 <sup>c</sup>	28 503 <sup>c</sup>	37 676 <sup>c</sup>	65 098 <sup>c</sup>	443	444	159	201	525
		C	854 722 <sup>c</sup>	692 308 <sup>c</sup>	662 354 <sup>ca</sup>	807 545 <sup>ca</sup>	711 592 <sup>c</sup>	646	656	623	701	591
Sawn	All	2 685 <sup>1</sup>	3 028 <sup>1</sup>	1 726 <sup>1</sup>	2 068 <sup>1</sup>	2 391 <sup>1</sup>	377	520	439	555	162	
	C	197 <sup>c</sup>	773 <sup>c</sup>	154 <sup>c</sup>	227 <sup>ca</sup>	63 <sup>ca</sup>	143	449	313	452	1 651	
Ven	All	2 488 <sup>c</sup>	2 255 <sup>ca</sup>	1 571 <sup>c</sup>	1 841 <sup>c</sup>	2 328 <sup>c</sup>	434	550	458	571	158	
	C	81 575 <sup>1</sup>	76 685 <sup>1</sup>	61 345 <sup>1</sup>	118 001 <sup>1</sup>	140 438 <sup>1</sup>	1 190	1 071	1 040	1 171	1 470	
Ply	All	48 608 <sup>c</sup>	44 886 <sup>c</sup>	31 139 <sup>c</sup>	72 365 <sup>c</sup>	94 802 <sup>c</sup>	1 142	1 002	992	1 277	1 843	
	C	32 967 <sup>c</sup>	31 798 <sup>c</sup>	30 206 <sup>c</sup>	45 636 <sup>c</sup>	45 636 <sup>x</sup>	1 270	1 187	1 095	1 035	1 035	
EU 28 (to 2019)	All	693 <sup>1</sup>	1 454 <sup>1</sup>	2 355 <sup>1</sup>	7 952 <sup>1</sup>	8 423 <sup>1</sup>	2 473	2 424	3 575	3 065	3 484	
	C	58 <sup>c</sup>	307 <sup>c</sup>	66 <sup>c</sup>	5 139 <sup>ca</sup>	5 474 <sup>ca</sup>	2 545	2 550	2 621	2 527	2 698	
Sawn	All	635 <sup>c</sup>	1 147 <sup>c</sup>	2 288 <sup>ca</sup>	2 813 <sup>ca</sup>	2 950 <sup>ca</sup>	2 466	2 393	3 613	5 020	7 584	
	C	43 612 <sup>1</sup>	51 190 <sup>1</sup>	70 624 <sup>1</sup>	110 034 <sup>1</sup>	110 034 <sup>x</sup>	609	603	671	728	728	
Ply	All	14 601 <sup>ca</sup>	22 883 <sup>c</sup>	41 120 <sup>c</sup>	64 437 <sup>c</sup>	64 437 <sup>x</sup>	421	465	606	694	694	
	C	29 011 <sup>ca</sup>	28 307 <sup>c</sup>	29 504 <sup>c</sup>	45 597 <sup>c</sup>	45 597 <sup>x</sup>	787	796	787	783	783	
EU 27 (from 2020)	Logs	All	4 509 475	3 909 705				82	77			
		C	2 978 837	2 462 764				78	69			
	Sawn	All	1 530 638	1 446 940				90	96			
		C	12 751 740	11 524 776				283	241			
	Ven	All	9 580 308	8 494 958				241	200			
		C	3 171 432	3 029 819				611	568			
	Ply	All	1 484 663	1 398 435				1 125	1 112			
		C	118 118	102 955				809	741			
	Sawn	All	1 366 546	1 295 480				1 164	1 158			
		C	4 536 290	4 298 638				571	529			
	Ply	All	1 326 862	1 163 515				477	444			
		C	3 209 428	3 135 123				621	569			
Austria	Logs	All			3 590 029	4 662 665	4 917 001			64	83	87
		C			2 303 999	3 153 107	3 225 913			60	83	85
	Sawn	All			1 286 029	1 509 558	1 691 089			73	85	92
		C			9 764 015	15 757 516	14 066 619			258	389	394
	Ven	All			7 363 036	12 701 781	10 712 861			220	358	352
		C			2 400 980	3 055 734	3 353 758			550	611	630
	Ply	All			1 373 178	1 767 290	1 808 019			1 086	1 088	1 508
		C			107 909	147 405	145 030			735	813	1 086
	Sawn	All			1 265 269	1 619 885	1 662 988			1 133	1 122	1 561
		C			3 602 084	5 077 637	5 356 931			576	709	867
	Ply	All			1 010 529	1 371 930	1 652 595			473	630	746
		C			2 591 555	3 705 707	3 704 335			629	743	934
Belgium	Logs	All	799 993 <sup>1</sup>	622 954 <sup>1</sup>	718 341	959 559	893 568 <sup>1</sup>	85	68	58	88	89
		C	701 871 <sup>c</sup>	526 758 <sup>ca</sup>	636 593	867 652	815 498 <sup>c</sup>	83	64	56	87	88
	Sawn	All	98 122 <sup>c</sup>	96 196 <sup>c</sup>	81 748 <sup>c</sup>	91 906 <sup>c</sup>	78 070 <sup>c</sup>	99	97	97	103	97
		C	649 047 <sup>1</sup>	573 322	561 676 <sup>1</sup>	1 058 803 <sup>1</sup>	821 004 <sup>1</sup>	318	290	261	389	413
	Ven	All	489 298 <sup>c</sup>	436 964	435 415 <sup>c</sup>	903 993 <sup>c</sup>	627 846 <sup>c</sup>	266	245	219	356	360
		C	159 749	136 358	126 261	154 810	193 158 <sup>c</sup>	791	711	764	875	794
	Ply	All	131 894	121 810	116 961	171 432	182 155 <sup>1</sup>	2 287	2 092	2 142	2 439	3 254
		C	11 542 <sup>c</sup>	11 241 <sup>c</sup>	10 236 <sup>c</sup>	17 037 <sup>c</sup>	13 309 <sup>c</sup>	794	734	705	793	1 190
	Sawn	All	120 352	110 569	106 725	154 396	168 846 <sup>c</sup>	2 790	2 577	2 663	3 164	3 769
		C	173 687 <sup>ca</sup>	160 664 <sup>ca</sup>	228 922 <sup>1</sup>	305 456 <sup>1</sup>	231 375 <sup>1</sup>	718	737	767	926	1 007
	Ply	All	84 679 <sup>ca</sup>	78 330 <sup>ca</sup>	78 330 <sup>x</sup>	78 330 <sup>x</sup>	78 330 <sup>x</sup>	652	669	669	669	669
		C	89 008 <sup>ca</sup>	82 334 <sup>ca</sup>	150 592 <sup>c</sup>	227 126 <sup>c</sup>	153 046 <sup>c</sup>	795	816	831	1 068	1 358
Bulgaria	Logs	All	248 678 <sup>1</sup>	230 833 <sup>1</sup>	221 193	280 515	345 739 <sup>1</sup>	80	88	41	49	67
		C	147 834 <sup>c</sup>	138 010 <sup>ca</sup>	122 853	168 639	188 687 <sup>c</sup>	67	67	42	51	77
	Sawn	All	100 844 <sup>ca</sup>	92 823 <sup>ca</sup>	98 340	111 875	157 052 <sup>c</sup>	114	169	39	46	57
		C	848 474 <sup>1</sup>	802 345 <sup>1</sup>	662 772 <sup>1</sup>	1 099 270 <sup>1</sup>	1 097 956 <sup>1</sup>	324	296	190	325	420
	Ven	All	494 168 <sup>ca</sup>	387 577 <sup>1</sup>	443 322 <sup>1</sup>	789 340 <sup>ca</sup>	599 132 <sup>c</sup>	223	175	147	273	324
		C	354 306 <sup>c</sup>	414 768 <sup>1</sup>	219 450 <sup>ca</sup>	309 931 <sup>ca</sup>	498 823 <sup>c</sup>	874	834	462	633	652
	Ply	All	54 045 <sup>1</sup>	51 921 <sup>1</sup>	50 007 <sup>1</sup>	77 545 <sup>1</sup>	96 301 <sup>1</sup>	1 338	979	1 287	1 195	1 903
		C	2 189 <sup>c</sup>	2 207 <sup>c</sup>	1 881 <sup>c</sup>	2 904 <sup>c</sup>	2 351 <sup>ca</sup>	1 033	1 569	1 035	561	1 300
	Sawn	All	51 856 <sup>c</sup>	49 714 <sup>c</sup>	48 126 <sup>c</sup>	74 642 <sup>c</sup>	93 950 <sup>c</sup>	1 355	963	1 299	1 250	1 926
		C	191 771 <sup>1</sup>	279 265 <sup>1</sup>	330 816 <sup>1</sup>	498 007 <sup>1</sup>	577 574 <sup>1</sup>	413	389	516	633	821
	Ply	All	58 431 <sup>c</sup>	49 708 <sup>c</sup>	48 920 <sup>c</sup>	60 832 <sup>c</sup>	171 805 <sup>c</sup>	346	289	250	324	593
		C	133 340 <sup>1</sup>	229 557 <sup>1</sup>	281 895 <sup>ca</sup>	437 176 <sup>ca</sup>	405 769 <sup>ca</sup>	452	421	632	730	981
Belgium	Logs	All	1 140 <sup>1</sup>	1 063 <sup>c</sup>	1 188	5 425	6 180 <sup>1</sup>	95	87	86	107	96
		C	486	380 <sup>c</sup>	393	3 830	2 344 <sup>c</sup>	85	66	57	92	83
	Sawn	All	654 <sup>c</sup>	682 <sup>c</sup>	794	1 595	3 836 <sup>c</sup>	103	105	114	181	107
		C	14 532 <sup>1</sup>	19 330 <sup>1</sup>	17 453	22 892	30 769 <sup>1</sup>	300	354	348	492	494
	Ven	All	4 152 <sup>c</sup>	4 135 <sup>c</sup>	5 548	9 126	13 151 <sup>c</sup>	259	254	241	367	376
		C	10 379 <sup>c</sup>	15 195 <sup>c</sup>	11 905	13 766	17 618 <sup>c</sup>	320	397	438	635	646
	Ply	All	14 971	15 271 <sup>1</sup>	11 753	15 064	19 391 <sup>1</sup>	424	437	628	633	872
		C	70	44 <sup>c</sup>	6	4	140 <sup>c</sup>	708	618	5 849	1 320	1 334
	Sawn	All	14 901	15 226	11 747	15 060	19 250 <sup>c</sup>	424	436	628	633	870
		C	32 599 <sup>1</sup>	19 431	17 771	28 257	46 169 <sup>1</sup>	437	302	292	426	659
	Ply	All	255	101	514	2 486	7 626 <sup>c</sup>	581	469	392	612	1 075
		C	32 344 <sup>c</sup>	19 329	17 256	25 770	38 543 <sup>c</sup>	437	302	290	414	612



Exports Value (1000\$)					Exports Unit Value (\$/m <sup>3</sup> )					Species	Product	Country
2018	2019	2020	2021	2022	2018	2019	2020	2021	2022			
571 <sup>1</sup>	288 <sup>1</sup>	159 <sup>1</sup>	406	387 <sup>1</sup>	326	246	357	794	1 370	All	Logs	Korea, Rep. of
21 <sup>CB</sup>	46 <sup>CB</sup>	142	131	45 <sup>C</sup>	246	277	372	359	1 156	C		
550 <sup>C</sup>	241 <sup>C</sup>	17 <sup>CB</sup>	275	342 <sup>C</sup>	330	240	266	1 886	1 405	NC		
20 612 <sup>1</sup>	23 113 <sup>1</sup>	8 415 <sup>1</sup>	7 713 <sup>1</sup>	6 401 <sup>1</sup>	952	963	808	1 061	1 302	All	Sawn	
18 498	20 704	6 329 <sup>CB</sup>	4 331 <sup>CB</sup>	2 024 <sup>C</sup>	1 023	1 018	966	689	629	C		
2 114 <sup>C</sup>	2 409 <sup>C</sup>	2 086 <sup>CB</sup>	3 382 <sup>CB</sup>	4 377 <sup>C</sup>	592	660	540	3 433	2 580	NC		
5 701 <sup>1</sup>	2 650 <sup>1</sup>	2 718 <sup>1</sup>	3 047	2 384 <sup>1</sup>	5 307	6 342	7 546	4 312	1 923	All	Ven	
1 872 <sup>C</sup>	476 <sup>CB</sup>	647 <sup>CB</sup>	1 320	167 <sup>C</sup>	4 367	5 116	6 311	7 374	7 136	C		
3 829 <sup>CB</sup>	2 174 <sup>C</sup>	2 071	1 727	2 217 <sup>C</sup>	5 930	6 694	8 037	3 272	1 823	NC		
3 458 <sup>1</sup>	4 826 <sup>1</sup>	1 343	1 432	6 280 <sup>1</sup>	1 057	1 415	2 250	1 777	1 451	All	Ply	
21 <sup>C</sup>	29 <sup>C</sup>	3	89	2 999 <sup>C</sup>	514	480	2 708	4 301	2 078	C		
3 437 <sup>C</sup>	4 797 <sup>C</sup>	1 340	1 343	3 281 <sup>C</sup>	1 064	1 431	2 249	1 711	1 137	NC		
2 834 995 <sup>1</sup>	2 276 892 <sup>1</sup>	1 989 027 <sup>1</sup>	2 819 096	2 302 637 <sup>1</sup>	130	105	99	124	110	All	Logs	New Zealand
2 808 073 <sup>CB</sup>	2 245 582 <sup>C</sup>	1 986 374	2 813 191	2 284 707 <sup>C</sup>	131	105	99	125	110	C		
26 922 <sup>C</sup>	31 310 <sup>C</sup>	2 653 <sup>C</sup>	5 904	17 930 <sup>C</sup>	101	103	77	105	127	NC		
654 992 <sup>1</sup>	573 722 <sup>1</sup>	549 776	665 198	636 036 <sup>C</sup>	337	314	320	433	445	All	Sawn	
653 719 <sup>C</sup>	572 530 <sup>C</sup>	549 309	663 708	635 480 <sup>C</sup>	337	314	319	433	445	C		
1 273 <sup>C</sup>	1 192 <sup>C</sup>	467	1 491	555 <sup>C</sup>	650	460	624	568	1 155	NC		
36 271 <sup>1</sup>	32 676 <sup>1</sup>	24 868 <sup>1</sup>	29 610 <sup>1</sup>	29 610 <sup>X</sup>	228	228	273	285	285	All	Ven	
36 252 <sup>CB</sup>	32 604 <sup>CB</sup>	24 852	29 610	29 610 <sup>X</sup>	228	228	273	285	285	C		
19 <sup>C</sup>	72 <sup>C</sup>	16 <sup>C</sup>	0	0 <sup>X</sup>	122	2 911	2 805	--	--	NC		
89 329 <sup>1</sup>	79 892 <sup>1</sup>	58 859 <sup>1</sup>	64 555 <sup>1</sup>	76 014 <sup>1</sup>	893	929	908	864	949	All	Ply	
17 796 <sup>C</sup>	14 174 <sup>C</sup>	10 425 <sup>C</sup>	17 085 <sup>C</sup>	28 544 <sup>C</sup>	586	612	627	677	932	C		
71 533 <sup>C</sup>	65 718 <sup>C</sup>	48 434 <sup>C</sup>	47 470 <sup>C</sup>	47 470 <sup>X</sup>	1 027	1 046	1 005	960	960	NC		
<b>4 337 054</b>	<b>4 441 254</b>				<b>89</b>	<b>80</b>				All	Logs	EU 28 (to 2019)
<b>2 736 924</b>	<b>3 086 950</b>				<b>80</b>	<b>74</b>				C		
<b>1 600 129</b>	<b>1 354 305</b>				<b>110</b>	<b>98</b>				NC		
<b>15 678 574</b>	<b>14 214 427</b>				<b>270</b>	<b>239</b>				All	Sawn	
<b>12 822 448</b>	<b>11 729 333</b>				<b>243</b>	<b>217</b>				C		
<b>2 856 126</b>	<b>2 485 094</b>				<b>519</b>	<b>465</b>				NC		
<b>1 183 523</b>	<b>1 197 226</b>				<b>1 488</b>	<b>1 414</b>				All	Ven	
<b>107 099</b>	<b>101 124</b>				<b>977</b>	<b>903</b>				C		
<b>1 076 425</b>	<b>1 096 102</b>				<b>1 569</b>	<b>1 492</b>				NC		
<b>3 586 313</b>	<b>3 346 626</b>				<b>775</b>	<b>740</b>				All	Ply	
<b>1 223 653</b>	<b>1 176 068</b>				<b>633</b>	<b>626</b>				C		
<b>2 362 660</b>	<b>2 170 558</b>				<b>877</b>	<b>821</b>				NC		
		<b>4 342 066</b>	<b>5 525 314</b>	<b>5 864 108</b>			<b>73</b>	<b>98</b>	<b>98</b>	All	Logs	EU 27 (from 2020)
		<b>3 155 704</b>	<b>3 982 189</b>	<b>3 941 333</b>			<b>67</b>	<b>93</b>	<b>90</b>	C		
		<b>1 186 362</b>	<b>1 543 125</b>	<b>1 922 773</b>			<b>94</b>	<b>115</b>	<b>119</b>	NC		
		<b>14 861 178</b>	<b>23 958 557</b>	<b>22 659 923</b>			<b>245</b>	<b>383</b>	<b>381</b>	All	Sawn	
		<b>12 431 656</b>	<b>20 709 108</b>	<b>19 163 009</b>			<b>224</b>	<b>368</b>	<b>362</b>	C		
		<b>2 429 523</b>	<b>3 249 449</b>	<b>3 496 916</b>			<b>470</b>	<b>517</b>	<b>527</b>	NC		
		<b>1 133 710</b>	<b>1 459 638</b>	<b>1 547 193</b>			<b>1 378</b>	<b>1 513</b>	<b>1 687</b>	All	Ven	
		<b>99 575</b>	<b>120 044</b>	<b>125 439</b>			<b>736</b>	<b>878</b>	<b>1 130</b>	C		
		<b>1 034 136</b>	<b>1 339 594</b>	<b>1 421 753</b>			<b>1 504</b>	<b>1 618</b>	<b>1 764</b>	NC		
		<b>3 182 242</b>	<b>3 980 723</b>	<b>4 526 579</b>			<b>748</b>	<b>834</b>	<b>1 060</b>	All	Ply	
		<b>1 166 651</b>	<b>1 420 096</b>	<b>1 696 597</b>			<b>620</b>	<b>692</b>	<b>928</b>	C		
		<b>2 015 591</b>	<b>2 560 626</b>	<b>2 829 981</b>			<b>850</b>	<b>941</b>	<b>1 158</b>	NC		
102 456 <sup>1</sup>	84 783 <sup>1</sup>	60 157 <sup>1</sup>	111 608 <sup>1</sup>	148 966 <sup>1</sup>	102	96	93	104	93	All	Logs	Austria
75 907 <sup>C</sup>	58 939 <sup>C</sup>	40 367 <sup>C</sup>	88 376 <sup>C</sup>	119 110 <sup>C</sup>	89	82	76	95	85	C		
26 549 <sup>C</sup>	25 844 <sup>C</sup>	19 790	23 232	29 856 <sup>C</sup>	175	157	178	166	141	NC		
1 619 677 <sup>1</sup>	1 479 895 <sup>1</sup>	1 430 312 <sup>1</sup>	2 582 949 <sup>1</sup>	2 256 019 <sup>1</sup>	265	236	200	382	368	All	Sawn	
1 485 030 <sup>C</sup>	1 365 054 <sup>C</sup>	1 328 068 <sup>C</sup>	2 444 832 <sup>C</sup>	2 120 964 <sup>C</sup>	252	224	190	371	355	C		
134 647 <sup>C</sup>	114 841 <sup>C</sup>	102 244 <sup>C</sup>	138 117 <sup>C</sup>	135 055 <sup>C</sup>	650	654	686	781	811	NC		
60 416 <sup>1</sup>	72 513 <sup>1</sup>	54 717 <sup>1</sup>	66 696	66 277 <sup>1</sup>	2 837	1 872	3 315	3 763	3 993	All	Ven	
6 780 <sup>CB</sup>	7 087	7 476	9 633	9 215 <sup>C</sup>	2 255	2 893	2 848	3 306	5 145	C		
53 635	65 426 <sup>CB</sup>	47 242	57 062	57 062 <sup>X</sup>	2 933	1 803	3 403	3 853	3 853	NC		
251 696 <sup>EB</sup>	253 595 <sup>EB</sup>	253 435 <sup>X</sup>	253 435 <sup>X</sup>	335 242 <sup>1</sup>	819	816	816	816	1 468	All	Ply	
219 929 <sup>EBD</sup>	221 589 <sup>EBD</sup>	221 428 <sup>X</sup>	221 428 <sup>X</sup>	277 775 <sup>C</sup>	809	788	788	788	1 433	C		
31 767 <sup>EBD</sup>	32 006 <sup>EBD</sup>	32 006 <sup>X</sup>	32 006 <sup>X</sup>	57 467 <sup>C</sup>	894	1 085	1 085	1 085	1 661	NC		
325 801 <sup>1</sup>	214 473 <sup>1</sup>	264 010	437 723 <sup>1</sup>	601 934 <sup>1</sup>	177	106	80	143	153	All	Logs	Belgium
92 508 <sup>CB</sup>	85 455 <sup>CB</sup>	150 382	213 687	310 534 <sup>C</sup>	110	109	84	115	122	C		
233 293 <sup>C</sup>	129 017 <sup>C</sup>	113 628	224 036 <sup>1</sup>	291 401 <sup>C</sup>	235	105	75	186	210	NC		
649 878 <sup>1</sup>	386 692 <sup>1</sup>	434 825 <sup>1</sup>	700 021 <sup>1</sup>	833 316 <sup>1</sup>	398	293	218	244	469	All	Sawn	
337 110 <sup>C</sup>	238 919 <sup>CB</sup>	267 710	430 900	434 748 <sup>C</sup>	259	232	171	200	336	C		
312 768 <sup>C</sup>	147 773 <sup>C</sup>	167 115 <sup>C</sup>	269 121 <sup>C</sup>	398 568 <sup>C</sup>	938	506	386	377	822	NC		
21 843 <sup>1</sup>	22 089 <sup>1</sup>	25 598 <sup>1</sup>	35 980 <sup>1</sup>	32 016 <sup>1</sup>	2 176	1 516	1 532	2 130	2 621	All	Ven	
496 <sup>C</sup>	403 <sup>C</sup>	2 141 <sup>C</sup>	2 242 <sup>C</sup>	1 133 <sup>C</sup>	2 592	6 027	2 011	2 016	2 524	C		
21 347 <sup>C</sup>	21 687 <sup>C</sup>	23 457 <sup>C</sup>	33 738 <sup>C</sup>	30 883 <sup>C</sup>	2 168	1 495	1 499	2 138	2 625	NC		
219 465 <sup>1</sup>	227 739 <sup>1</sup>	184 299 <sup>1</sup>	286 233 <sup>1</sup>	441 470 <sup>1</sup>	606	538	495	550	899	All	Ply	
79 597 <sup>C</sup>	84 996 <sup>1</sup>	54 348	84 562	133 434 <sup>C</sup>	487	538	313	505	730	C		
139 869 <sup>C</sup>	142 743 <sup>EB</sup>	129 952 <sup>C</sup>	201 672 <sup>C</sup>	308 036 <sup>C</sup>	704	538	653	570	1 000	NC		
15 147 <sup>C</sup>	8 088 <sup>C</sup>	6 330 <sup>C</sup>	6 445 <sup>C</sup>	3 997 <sup>1</sup>	93	80	76	105	146	All	Logs	Bulgaria
9 399 <sup>C</sup>	4 758 <sup>C</sup>	4 615 <sup>C</sup>	3 735 <sup>C</sup>	886 <sup>C</sup>	74	77	78	91	72	C		
5 748 <sup>C</sup>	3 330 <sup>C</sup>	1 716 <sup>C</sup>	2 710 <sup>C</sup>	3 112 <sup>C</sup>	162	85	71	132	204	NC		
41 865 <sup>1</sup>	32 377 <sup>1</sup>	32 873 <sup>1</sup>	40 957 <sup>1</sup>	30 736 <sup>1</sup>	200	208	209	249	315	All	Sawn	
29 302	23 407	22 689	29 385 <sup>C</sup>	22 422 <sup>C</sup>	184	185	186	218	275	C		
12 563 <sup>CB</sup>	8 970 <sup>C</sup>	10 184 <sup>C</sup>	11 572 <sup>C</sup>	8 314 <sup>C</sup>	255	306	286	396	518	NC		
10 325 <sup>1</sup>	15 361 <sup>1</sup>	16 491 <sup>1</sup>	18 223 <sup>1</sup>	15 913 <sup>1</sup>	925	1 180	1 191	1 126	1 725	All	Ven	
429 <sup>CB</sup>	57 <sup>CB</sup>	1 002 <sup>CB</sup>	3 275 <sup>CB</sup>	942 <sup>CB</sup>	802	550	767	797	825	C		
9 895 <sup>CB</sup>	15 304 <sup>CB</sup>	15 489 <sup>CB</sup>	14 948 <sup>CB</sup>	14 971 <sup>CB</sup>	932	1 185	1 235	1 238	1 852	NC		
28 734 <sup>1</sup>	25 537 <sup>1</sup>	27 485 <sup>1</sup>	31 629 <sup>1</sup>	30 404 <sup>1</sup>	551	619	651	697	901	All	Ply	
84 <sup>C</sup>	0 <sup>C</sup>	946 <sup>CB</sup>	1 635 <sup>CB</sup>	3 184 <sup>CB</sup>	440	--	510	541	738	C		
28 650 <sup>C</sup>	25 537 <sup>C</sup>	26 539 <sup>C</sup>	29 994 <sup>C</sup>	27 221 <sup>C</sup>	551	619	657	708	924	NC		

**Table 1-2-a. Trade of All Timber by ITTO Consumers - Value (1000\$ and \$/m<sup>3</sup>)**

Country	Product	Species	Imports Value (1000\$)					Imports Unit Value (\$/m <sup>3</sup> )					
			2018	2019	2020	2021	2022	2018	2019	2020	2021	2022	
Croatia	Logs	All	14 481 <sup>1</sup>	18 384 <sup>1</sup>	8 947	14 710	29 462 <sup>1</sup>	117	107	74	96	82	
		C	5 534 <sup>c</sup>	5 964	3 382	5 051	12 572 <sup>c</sup>	83	58	48	80	74	
		NC	8 947	12 420 <sup>c</sup>	5 565	9 660	16 890 <sup>c</sup>	156	184	110	108	90	
	Sawn	All	136 857	121 564	104 666	133 943	163 903 <sup>1</sup>	284	241	230	303	387	
		C	84 124	77 677	68 597	83 292	103 086 <sup>c</sup>	216	183	187	237	343	
		NC	52 733	43 887	36 069	50 652	60 817 <sup>c</sup>	577	547	408	559	495	
	Ven	All	13 898	13 355	16 867	28 861	36 204 <sup>1</sup>	1 537	1 473	1 573	1 825	2 100	
		C	2 649	3 026	3 176	4 414	6 172 <sup>c</sup>	905	931	811	863	956	
		NC	11 249	10 329	13 692	24 446	30 032 <sup>c</sup>	1 840	1 776	2 012	2 284	2 786	
	Ply	All	29 651 <sup>1</sup>	28 673	19 187	28 824	38 826 <sup>1</sup>	732	682	618	830	1 094	
		C	9 288	8 452	6 825	8 660	12 913 <sup>c</sup>	751	895	733	948	1 144	
		NC	20 363 <sup>c</sup>	20 221	12 362	20 164	25 913 <sup>c</sup>	723	620	568	787	1 071	
	Cyprus	Logs	All	1 273 <sup>1</sup>	4 492	2 436	613 <sup>1</sup>	2 446 <sup>1</sup>	400	521	444	692	480
			C	996	3 626	2 057	119 <sup>cm</sup>	2 122 <sup>c</sup>	373	474	408	249	447
			NC	277 <sup>c</sup>	866	379	494	324 <sup>c</sup>	545	889	852	1 206	944
Sawn		All	17 351 <sup>c</sup>	17 693 <sup>c</sup>	13 762 <sup>1</sup>	20 784 <sup>1</sup>	24 518 <sup>1</sup>	323	334	306	302	571	
		C	11 308 <sup>c</sup>	11 052 <sup>c</sup>	9 793 <sup>c</sup>	15 900 <sup>cm</sup>	17 123 <sup>c</sup>	256	270	260	254	528	
		NC	6 042 <sup>c</sup>	6 640 <sup>c</sup>	3 969	4 883	7 396 <sup>c</sup>	629	554	542	767	704	
Ven		All	952	401 <sup>1</sup>	972 <sup>1</sup>	1 246	989 <sup>1</sup>	679	739	1 469	886	1 768	
		C	101	11 <sup>c</sup>	22 <sup>c</sup>	31	8 <sup>cm</sup>	689	385	20 586	991	1 042	
		NC	852	390	950	1 216	982 <sup>c</sup>	678	758	1 438	884	1 778	
Ply		All	8 844	8 848	7 672	7 776	11 894 <sup>1</sup>	601	421	451	608	963	
		C	2 891	2 171	960	1 131	2 651 <sup>c</sup>	631	354	415	571	1 271	
		NC	5 953	6 677	6 712	6 644	9 244 <sup>c</sup>	588	448	456	615	900	
Czech Republic		Logs	All	155 907 <sup>1</sup>	130 677 <sup>1</sup>	92 297 <sup>1</sup>	124 941 <sup>1</sup>	180 126 <sup>1</sup>	85	89	85	99	114
			C	105 743 <sup>c</sup>	81 496 <sup>c</sup>	57 325 <sup>c</sup>	83 866 <sup>c</sup>	130 768 <sup>c</sup>	76	65	62	77	94
			NC	50 164 <sup>c</sup>	49 181 <sup>c</sup>	34 971 <sup>c</sup>	41 075 <sup>c</sup>	49 357 <sup>c</sup>	114	222	208	240	269
	Sawn	All	210 929 <sup>1</sup>	180 601 <sup>1</sup>	179 582 <sup>1</sup>	275 452 <sup>1</sup>	234 475 <sup>1</sup>	244	204	267	382	341	
		C	137 088	106 337	120 430 <sup>c</sup>	202 102 <sup>c</sup>	171 583 <sup>cm</sup>	196	189	217	342	298	
		NC	73 841 <sup>c</sup>	74 265 <sup>c</sup>	59 153 <sup>c</sup>	73 350 <sup>c</sup>	62 892 <sup>cm</sup>	453	231	509	567	558	
	Ven	All	44 465	37 728	34 897	34 897 <sup>x</sup>	34 897 <sup>x</sup>	684	617	604	604	604	
		C	7 407	6 451	5 865	5 865 <sup>x</sup>	5 865 <sup>x</sup>	570	531	510	510	510	
		NC	37 057	31 277	29 032	29 032 <sup>x</sup>	29 032 <sup>x</sup>	713	638	627	627	627	
	Ply	All	79 956	66 482	62 056 <sup>1</sup>	124 854 <sup>1</sup>	128 015 <sup>1</sup>	816	799	715	620	619	
		C	16 530	6 353	8 198 <sup>c</sup>	10 182 <sup>c</sup>	18 196 <sup>c</sup>	658	621	467	456	612	
		NC	63 426	60 128	53 858	114 672 <sup>c</sup>	109 819 <sup>c</sup>	870	824	778	641	621	
	Denmark	Logs	All	75 929 <sup>1</sup>	66 919 <sup>c</sup>	72 354 <sup>c</sup>	90 712 <sup>1</sup>	83 256 <sup>1</sup>	116	128	136	156	134
			C	45 795 <sup>c</sup>	34 831 <sup>c</sup>	43 186 <sup>c</sup>	64 773 <sup>c</sup>	54 337 <sup>c</sup>	143	149	153	166	127
			NC	30 134 <sup>c</sup>	32 088 <sup>c</sup>	29 168 <sup>c</sup>	25 939 <sup>cm</sup>	28 919 <sup>cm</sup>	91	111	117	137	149
Sawn		All	414 083 <sup>1</sup>	368 131 <sup>1</sup>	425 874 <sup>1</sup>	645 628 <sup>1</sup>	591 655 <sup>1</sup>	177	151	147	226	424	
		C	312 496 <sup>c</sup>	265 391 <sup>c</sup>	300 676 <sup>c</sup>	493 610 <sup>c</sup>	444 029 <sup>c</sup>	157	124	116	203	360	
		NC	101 588 <sup>c</sup>	102 741 <sup>c</sup>	125 197 <sup>c</sup>	152 018 <sup>c</sup>	147 626 <sup>c</sup>	298	339	396	354	919	
Ven		All	68 949 <sup>1</sup>	57 838 <sup>1</sup>	68 564 <sup>1</sup>	99 870 <sup>1</sup>	29 886 <sup>1</sup>	1 690	1 454	980	448	1 372	
		C	679 <sup>cm</sup>	626 <sup>cm</sup>	2 137 <sup>c</sup>	6 618 <sup>c</sup>	6 156 <sup>c</sup>	524	503	471	533	599	
		NC	68 271 <sup>c</sup>	57 212 <sup>c</sup>	66 427 <sup>c</sup>	93 252 <sup>c</sup>	23 730 <sup>c</sup>	1 728	1 485	1 016	443	2 062	
Ply		All	127 155 <sup>1</sup>	88 366 <sup>1</sup>	96 091 <sup>1</sup>	147 830 <sup>1</sup>	178 628 <sup>1</sup>	443	320	334	539	911	
		C	78 551 <sup>c</sup>	52 964 <sup>c</sup>	59 217 <sup>c</sup>	76 811 <sup>c</sup>	105 590 <sup>c</sup>	376	296	276	485	803	
		NC	48 604 <sup>c</sup>	35 402 <sup>c</sup>	36 874 <sup>c</sup>	71 020 <sup>c</sup>	73 038 <sup>c</sup>	623	364	503	612	1 132	
Estonia		Logs	All	33 429 <sup>1</sup>	36 324 <sup>1</sup>	51 711	87 209	78 824	123	115	100	101	93
			C	23 445 <sup>c</sup>	25 938 <sup>c</sup>	29 294	65 951	59 610	122	118	97	97	89
			NC	9 984 <sup>c</sup>	10 386 <sup>c</sup>	22 417	21 258	19 215	124	106	104	114	105
	Sawn	All	364 410 <sup>1</sup>	316 272 <sup>1</sup>	342 125	671 859	495 656	254	238	227	358	330	
		C	306 495 <sup>c</sup>	252 231 <sup>c</sup>	288 665	593 644	437 956	236	214	212	349	322	
		NC	57 915 <sup>c</sup>	64 041 <sup>c</sup>	53 460	78 215	57 699	416	414	367	443	412	
	Ven	All	17 600 <sup>1</sup>	22 043 <sup>1</sup>	26 973	39 806	38 866	671	460	417	468	432	
		C	98 <sup>c</sup>	125 <sup>c</sup>	263	286	273	6 379	3 467	287	547	273	
		NC	17 502	21 919	26 710	39 520	38 593	668	458	419	468	434	
	Ply	All	55 122	44 533	37 474	67 653	63 704	384	394	404	575	531	
		C	13 105	9 930	5 774	10 731	10 099	455	415	498	560	505	
		NC	42 017	34 603	31 700	56 922	53 605	366	388	391	579	536	
	Finland	Logs	All	457 664	355 358 <sup>1</sup>	323 455	339 245	208 193 <sup>1</sup>	66	69	52	54	62
			C	156 413	121 023	93 140	89 302	85 562 <sup>c</sup>	76	69	61	61	63
			NC	301 250	234 335 <sup>c</sup>	230 315	249 943	122 630 <sup>c</sup>	62	70	49	52	61
Sawn		All	143 148 <sup>1</sup>	129 489	130 061	189 003	131 716 <sup>1</sup>	235	218	217	328	361	
		C	121 644 <sup>c</sup>	107 097	104 440	158 031	99 214 <sup>c</sup>	211	191	183	289	291	
		NC	21 503	22 391	25 621	30 972	32 502 <sup>c</sup>	659	678	839	1 026	1 336	
Ven		All	11 529	8 262 <sup>1</sup>	5 950	7 105	8 808 <sup>1</sup>	530	1 371	880	782	2 248	
		C	51	133	383	486	995 <sup>c</sup>	1 377	1 059	2 324	5 718	6 739	
		NC	11 478	8 129 <sup>cm</sup>	5 566	6 619	7 813 <sup>c</sup>	529	1 377	844	736	2 072	
Ply		All	71 858 <sup>1</sup>	62 373	64 494	85 680	74 905 <sup>1</sup>	597	527	505	707	818	
		C	14 318	14 076	13 647	11 977	22 222 <sup>c</sup>	488	455	458	622	803	
		NC	57 540 <sup>c</sup>	48 297	50 847	73 703	52 684 <sup>c</sup>	632	553	519	723	825	
France		Logs	All	147 644	177 752	143 124	185 581	151 500 <sup>1</sup>	129	148	152	188	142
			C	97 629	119 639	94 516	128 743	100 339 <sup>c</sup>	106	124	132	162	118
			NC	50 015	58 113	48 608	56 838	51 161 <sup>c</sup>	226	244	216	298	236
	Sawn	All	1 018 657 <sup>1</sup>	960 933 <sup>1</sup>	1 588 933	2 625 393	1 378 450 <sup>1</sup>	315	313	585	838	491	
		C	788 917 <sup>c</sup>	729 643 <sup>c</sup>	1 285 417	2 267 008	1 102 084 <sup>c</sup>	267	264	527	797	440	
		NC	229 740	231 291 <sup>c</sup>	303 517	358 385	276 366 <sup>c</sup>	817	764	1 097	1 252	922	
	Ven	All	131 339	125 341	125 283 <sup>1</sup>	148 729 <sup>1</sup>	163 420 <sup>1</sup>	1 248	1 166	1 135	1 325	1 308	
		C	11 482	11 160	15 833	15 703	13 304 <sup>c</sup>	770	761	906	1 070	836	
		NC	119 857	114 181	109 449 <sup>c</sup>	133 026 <sup>c</sup>	150 115 <sup>c</sup>	1 326	1 230	1 178	1 364	1 377	
	Ply	All	432 944	414 347 <sup>1</sup>	503 722	667 067	545 672 <sup>1</sup>	803	777	1 135	1 421	1 101	
		C	96 063	86 373 <sup>cm</sup>	130 598	191 000	153 720 <sup>c</sup>	787	768	1 260	1 477	1 051	
		NC	336 881	327 973	373 124	476 067	391 952 <sup>c</sup>	808	779	1 097	1 399	1 122	

Exports Value (1000\$)					Exports Unit Value (\$/m <sup>3</sup> )					Species	Product	Country	
2018	2019	2020	2021	2022	2018	2019	2020	2021	2022				
21 157	24 902	42 539 <sup>1</sup>	62 364 <sup>1</sup>	75 666 <sup>1</sup>	111	105	124	172	178	All	Logs	Croatia	
5 466	9 094	11 054 <sup>CR</sup>	6 617 <sup>CR</sup>	9 284 <sup>C</sup>	69	78	68	92	117	C			
15 691	15 808	31 485 <sup>C</sup>	55 747 <sup>C</sup>	66 382 <sup>C</sup>	140	132	173	191	192	NC			
463 945 <sup>1</sup>	431 731	390 393 <sup>1</sup>	505 184 <sup>1</sup>	588 821 <sup>1</sup>	368	340	320	405	374	All	Sawn		
66 982	70 392	66 726 <sup>C</sup>	76 920 <sup>C</sup>	90 950 <sup>C</sup>	204	192	190	290	333	C			
396 963 <sup>C</sup>	361 339	323 667	428 264 <sup>C</sup>	497 870 <sup>C</sup>	426	400	372	436	383	NC			
68 958 <sup>1</sup>	60 868 <sup>1</sup>	57 707 <sup>1</sup>	89 432 <sup>1</sup>	116 947 <sup>1</sup>	2 681	2 705	2 775	2 995	3 966	All	Ven		
1 789 <sup>CR</sup>	154	64 <sup>C</sup>	84 <sup>C</sup>	407 <sup>C</sup>	2 042	2 440	1 894	4 803	705	C			
67 170	60 714 <sup>C</sup>	57 643	89 348 <sup>C</sup>	116 540 <sup>C</sup>	2 704	2 705	2 776	2 994	4 031	NC			
7 848 <sup>1</sup>	4 875 <sup>1</sup>	4 466 <sup>1</sup>	7 910 <sup>1</sup>	10 022 <sup>1</sup>	692	853	862	1 113	1 516	All	Ply		
2 248	15 <sup>C</sup>	80 <sup>C</sup>	259 <sup>C</sup>	982 <sup>C</sup>	544	681	450	875	1 027	C			
5 601 <sup>C</sup>	4 860 <sup>C</sup>	4 386 <sup>C</sup>	7 651 <sup>C</sup>	9 041 <sup>C</sup>	777	854	876	1 124	1 598	NC			
256 <sup>1</sup>	144 <sup>1</sup>	4 <sup>1</sup>	0 <sup>CR</sup>	67 <sup>1</sup>	210	201	217	--	97	All	Logs		Cyprus
119 <sup>CR</sup>	81 <sup>CR</sup>	0 <sup>CR</sup>	0 <sup>CR</sup>	67 <sup>CR</sup>	228	212	233	--	97	C			
137 <sup>CR</sup>	63 <sup>CR</sup>	4 <sup>CR</sup>	0 <sup>CR</sup>	0 <sup>CR</sup>	197	187	217	--	106	NC			
2 483 <sup>1</sup>	2 391 <sup>1</sup>	1 241 <sup>1</sup>	2 115 <sup>1</sup>	995 <sup>1</sup>	357	374	724	706	399	All	Sawn		
1 850 <sup>CR</sup>	1 433 <sup>CR</sup>	11	7	989 <sup>CR</sup>	311	278	238	486	398	C			
633 <sup>CR</sup>	958 <sup>CR</sup>	1 230 <sup>CR</sup>	2 108 <sup>CR</sup>	6 <sup>CR</sup>	632	766	737	707	764	NC			
154 <sup>1</sup>	80 <sup>1</sup>	85 <sup>1</sup>	202 <sup>1</sup>	0 <sup>CR</sup>	1 987	1 553	945	3 172	1 299	All	Ven		
0 <sup>CR</sup>	0 <sup>CR</sup>	0 <sup>CR</sup>	0 <sup>CR</sup>	0 <sup>CR</sup>	585	752	--	--	1 170	C			
154 <sup>CR</sup>	80 <sup>CR</sup>	85 <sup>CR</sup>	202 <sup>CR</sup>	0 <sup>CR</sup>	1 988	1 553	945	3 172	1 880	NC			
36 <sup>1</sup>	1 595 <sup>1</sup>	3 546 <sup>1</sup>	5 867 <sup>1</sup>	894 <sup>1</sup>	711	378	456	658	884	All	Ply		
3 <sup>CR</sup>	527 <sup>CR</sup>	1 019 <sup>CR</sup>	495 <sup>CR</sup>	61 <sup>CR</sup>	275	431	743	572	783	C			
33 <sup>CR</sup>	1 069 <sup>CR</sup>	2 527 <sup>CR</sup>	5 372 <sup>CR</sup>	833 <sup>CR</sup>	846	356	395	667	893	NC			
556 729	729 834	894 784 <sup>1</sup>	1 216 268 <sup>1</sup>	1 064 327 <sup>1</sup>	67	52	51	87	74	All	Logs	Czech Republic	
540 893	709 632	875 058 <sup>C</sup>	1 184 001 <sup>C</sup>	1 015 338 <sup>C</sup>	67	51	51	87	73	C			
15 837	20 202	19 726 <sup>C</sup>	32 267 <sup>C</sup>	48 988 <sup>C</sup>	76	74	75	85	109	NC			
473 762 <sup>1</sup>	443 428 <sup>1</sup>	436 793 <sup>1</sup>	783 254 <sup>1</sup>	692 240 <sup>1</sup>	120	115	202	325	284	All	Sawn		
456 536 <sup>C</sup>	417 653	417 755 <sup>C</sup>	760 708 <sup>C</sup>	668 534 <sup>C</sup>	117	113	197	322	280	C			
17 227 <sup>CR</sup>	25 776 <sup>C</sup>	19 037 <sup>C</sup>	22 546 <sup>C</sup>	23 705 <sup>C</sup>	439	159	531	510	539	NC			
77 599 <sup>1</sup>	64 607 <sup>1</sup>	60 908 <sup>1</sup>	65 268 <sup>1</sup>	71 735 <sup>1</sup>	2 561	2 229	2 279	2 461	2 707	All	Ven		
2 564 <sup>C</sup>	2 798 <sup>C</sup>	1 805 <sup>C</sup>	3 079 <sup>C</sup>	3 193 <sup>C</sup>	971	949	824	954	1 015	C			
75 035 <sup>C</sup>	61 809 <sup>CR</sup>	59 103 <sup>CR</sup>	62 189 <sup>CR</sup>	68 542 <sup>CR</sup>	2 713	2 373	2 409	2 670	2 935	NC			
134 150	130 579	118 518	118 518 <sup>X</sup>	118 518 <sup>X</sup>	754	697	671	671	671	All	Ply		
68 803	68 630	62 327	62 327 <sup>X</sup>	62 327 <sup>X</sup>	607	561	540	540	540	C			
65 346	61 949	56 191	56 191 <sup>X</sup>	56 191 <sup>X</sup>	1 013	953	920	920	920	NC			
60 546 <sup>C</sup>	65 099 <sup>C</sup>	41 819 <sup>C</sup>	75 262 <sup>1</sup>	78 967 <sup>1</sup>	112	100	81	136	139	All	Logs		Denmark
34 505 <sup>C</sup>	46 376 <sup>C</sup>	21 254 <sup>C</sup>	50 235 <sup>C</sup>	57 998 <sup>C</sup>	88	91	52	129	140	C			
26 041 <sup>C</sup>	18 723 <sup>C</sup>	20 565 <sup>C</sup>	25 027 <sup>C</sup>	20 969 <sup>C</sup>	175	135	186	151	136	NC			
41 987 <sup>1</sup>	51 604 <sup>1</sup>	52 142 <sup>1</sup>	76 878 <sup>1</sup>	60 523 <sup>1</sup>	220	352	360	507	455	All	Sawn		
27 300 <sup>1</sup>	27 544 <sup>CR</sup>	31 784 <sup>CR</sup>	57 291 <sup>CR</sup>	48 747 <sup>CR</sup>	244	307	287	439	410	C			
14 687 <sup>CR</sup>	24 059 <sup>CR</sup>	20 359 <sup>CR</sup>	19 588 <sup>CR</sup>	11 776 <sup>CR</sup>	186	423	601	927	833	NC			
2 586 <sup>1</sup>	4 100 <sup>1</sup>	3 652 <sup>1</sup>	5 247 <sup>1</sup>	18 270 <sup>1</sup>	2 180	2 182	1 522	2 539	2 165	All	Ven		
266 <sup>CR</sup>	408 <sup>CR</sup>	491 <sup>C</sup>	487 <sup>C</sup>	1 927 <sup>C</sup>	464	514	510	1 140	563	C			
2 320 <sup>CR</sup>	3 692 <sup>CR</sup>	3 161 <sup>CR</sup>	4 760 <sup>CR</sup>	16 343 <sup>CR</sup>	3 785	3 403	2 200	2 903	3 261	NC			
18 808 <sup>1</sup>	17 915 <sup>1</sup>	26 210 <sup>1</sup>	28 057 <sup>1</sup>	23 273 <sup>1</sup>	310	357	788	895	665	All	Ply		
5 905 <sup>C</sup>	4 619 <sup>C</sup>	5 573 <sup>C</sup>	7 011 <sup>CR</sup>	16 978 <sup>CR</sup>	313	231	573	654	565	C			
12 904 <sup>C</sup>	13 296 <sup>C</sup>	20 637 <sup>CR</sup>	21 046 <sup>CR</sup>	6 295 <sup>CR</sup>	309	441	877	1 020	1 270	NC			
243 831 <sup>1</sup>	169 391 <sup>1</sup>	90 646 <sup>1</sup>	110 020 <sup>1</sup>	162 151 <sup>C</sup>	82	71	57	63	98	All	Logs	Estonia	
118 788 <sup>C</sup>	84 313 <sup>C</sup>	41 669 <sup>C</sup>	47 926 <sup>C</sup>	54 106 <sup>C</sup>	83	73	57	64	94	C			
125 043 <sup>CR</sup>	85 078 <sup>C</sup>	48 977 <sup>C</sup>	62 094 <sup>C</sup>	108 044 <sup>C</sup>	80	69	57	63	100	NC			
376 304 <sup>1</sup>	335 821	339 014	534 775	428 808 <sup>1</sup>	322	298	307	486	449	All	Sawn		
310 607 <sup>C</sup>	281 948	299 255	486 387	382 427 <sup>C</sup>	300	280	302	485	442	C			
65 697	53 873	39 759	48 388	46 381 <sup>C</sup>	491	444	347	501	517	NC			
54 875 <sup>1</sup>	43 736 <sup>1</sup>	45 348	68 312	61 684	702	769	795	744	683	All	Ven		
478 <sup>C</sup>	466 <sup>C</sup>	1 100	616	546	2 931	2 064	2 424	2 097	1 820	C			
54 398	43 270	44 248	67 695	61 138	698	764	782	739	679	NC			
98 133 <sup>1</sup>	123 768 <sup>1</sup>	140 904	187 423	168 130	803	803	800	910	841	All	Ply		
2 271 <sup>CR</sup>	4 759 <sup>CR</sup>	6 834	9 044	8 188	316	348	643	662	546	C			
95 861	119 009	134 070	178 378	159 942	833	847	811	928	865	NC			
131 201 <sup>1</sup>	153 952 <sup>1</sup>	115 911 <sup>1</sup>	111 877 <sup>1</sup>	132 551 <sup>1</sup>	86	83	92	96	73	All	Logs		Finland
119 427 <sup>C</sup>	143 455 <sup>CR</sup>	110 584 <sup>CR</sup>	104 011 <sup>CR</sup>	111 525 <sup>CR</sup>	90	85	96	99	78	C			
11 774	10 497	5 327 <sup>C</sup>	7 866	21 026 <sup>C</sup>	59	58	52	68	54	NC			
2 166 605	1 937 177	1 773 181	3 043 139	2 844 130 <sup>1</sup>	249	216	216	348	369	All	Sawn		
2 158 839	1 928 496	1 762 960	3 031 275	2 831 529 <sup>C</sup>	249	215	215	348	368	C			
7 766	8 680	10 221	11 865	12 601 <sup>C</sup>	485	579	511	589	562	NC			
40 592 <sup>1</sup>	65 351 <sup>1</sup>	56 148 <sup>1</sup>	72 882 <sup>1</sup>	77 436 <sup>1</sup>	658	627	446	501	550	All	Ven		
31 313 <sup>C</sup>	30 422 <sup>C</sup>	22 336 <sup>CR</sup>	30 952 <sup>CR</sup>	31 388 <sup>CR</sup>	1 011	1 821	795	1 032	943	C			
9 278	34 930 <sup>CR</sup>	33 812 <sup>CR</sup>	41 931 <sup>CR</sup>	46 048 <sup>CR</sup>	302	399	346	363	428	NC			
660 592 <sup>CR</sup>	563 377	496 049	648 560	714 067 <sup>1</sup>	653	613	599	679	967	All	Ply		
316 041 <sup>CR</sup>	289 936	264 889	359 402	419 276 <sup>C</sup>	471	463	462	534	873	C			
344 551 <sup>CR</sup>	273 441	231 160	289 158	294 791 <sup>C</sup>	1 010	936	905	1 026	1 142	NC			
385 799	340 726	395 439	549 575	511 920 <sup>1</sup>	95	88	111	134	115	All	Logs	France	
118 680	97 927	123 939	193 198	122 444 <sup>C</sup>	65	57	86	119	88	C			
267 119	242 799	271 500	356 376	389 476 <sup>C</sup>	120	112	127	143	127	NC			
458 834	420 505	677 150	955 974	623 939 <sup>1</sup>	318	286	446	581	394	All	Sawn		
176 102	170 986	366 610	518 901	276 349 <sup>C</sup>	200	182	350	492	306	C			
282 732	249 519	310 540	437 073	347 590 <sup>C</sup>	504	469	661	739	512	NC			
98 949	80 157 <sup>1</sup>	146 834	167 299	92 893 <sup>1</sup>	960	820	2 150	2 347	1 164	All	Ven		
483	980 <sup>C</sup>	687	959	884	1 794	1 037	2 664	1 716	1 583	C			
98 466	79 177 <sup>C</sup>	146 147	166 341	92 009 <sup>C</sup>	958	818	2 148	2 352	1 161	NC			
196 616 <sup>1</sup>	183 834 <sup>1</sup>	216 019 <sup>1</sup>	175 361 <sup>1</sup>	164 080 <sup>1</sup>	931	850	991	925	1 166	All	Ply		
78 433	66 298	92 785	62 478	44 472 <sup>C</sup>	868	860	1 159	855	685	C			
118 184 <sup>C</sup>	117 536 <sup>C</sup>	123 234 <sup>CR</sup>	112 883 <sup>CR</sup>	119 608 <sup>C</sup>	978	845	893	968	1 578</				

**Table 1-2-a. Trade of All Timber by ITTO Consumers - Value (1000\$ and \$/m<sup>3</sup>)**

Country	Product	Species	Imports Value (1000\$)					Imports Unit Value (\$/m <sup>3</sup> )				
			2018	2019	2020	2021	2022	2018	2019	2020	2021	2022
Germany	Logs	All	622 046	476 975 <sup>c</sup>	381 326	500 989	567 094 <sup>†</sup>	70	65	63	82	102
		C	558 283	420 578 <sup>c</sup>	332 689	444 945	492 853 <sup>c</sup>	67	61	58	78	96
		NC	63 762	56 398 <sup>c</sup>	48 637	56 044	74 242 <sup>c</sup>	122	125	129	151	197
	Sawn	All	1 560 435	1 373 187	1 411 543	2 246 293	1 660 855 <sup>†</sup>	284	260	259	395	382
		C	1 286 439	1 126 294	1 163 559	1 910 781	1 326 793 <sup>c</sup>	252	231	231	368	357
	Ven	All	273 996	246 893	247 984	335 512	334 062 <sup>c</sup>	706	598	607	688	529
		C	178 529	169 092	175 208	197 445	218 921 <sup>†</sup>	1 650	1 590	1 658	1 784	2 920
		NC	20 872	20 731	19 806	24 058	21 176 <sup>c</sup>	827	745	752	891	1 782
	Ply	All	157 657	148 361	155 402	173 387	197 745 <sup>c</sup>	1 900	1 890	1 959	2 072	3 135
		C	998 724 <sup>†</sup>	990 374 <sup>†</sup>	813 979	1 102 409	1 133 837 <sup>†</sup>	617	621	566	753	890
		NC	288 666 <sup>†</sup>	250 621	239 237	337 249	315 688 <sup>c</sup>	474	480	450	637	672
	Greece	Logs	All	9 895 <sup>†</sup>	8 539 <sup>†</sup>	10 358 <sup>†</sup>	13 462 <sup>†</sup>	8 870 <sup>†</sup>	80	124	208	204
C			8 023 <sup>ca</sup>	6 342 <sup>ca</sup>	9 057 <sup>ca</sup>	11 442 <sup>ca</sup>	6 408 <sup>ca</sup>	75	126	203	230	265
NC			1 873 <sup>ca</sup>	2 197 <sup>ca</sup>	1 301 <sup>c</sup>	2 020 <sup>c</sup>	2 463 <sup>c</sup>	112	118	251	125	289
Sawn		All	81 537 <sup>†</sup>	78 207 <sup>†</sup>	71 427 <sup>†</sup>	98 143 <sup>†</sup>	101 265 <sup>†</sup>	287	271	265	324	375
		C	58 412 <sup>ca</sup>	56 219 <sup>ca</sup>	51 990 <sup>ca</sup>	78 568 <sup>ca</sup>	85 291 <sup>ca</sup>	238	231	228	294	345
Ven		All	23 125 <sup>ca</sup>	21 988 <sup>ca</sup>	19 437 <sup>ca</sup>	19 575 <sup>ca</sup>	15 974 <sup>ca</sup>	600	485	471	544	700
		C	24 953 <sup>†</sup>	28 557 <sup>†</sup>	25 978 <sup>†</sup>	34 583 <sup>†</sup>	38 801 <sup>†</sup>	902	1 069	971	1 109	1 377
		NC	488 <sup>c</sup>	941 <sup>c</sup>	456 <sup>c</sup>	83 <sup>c</sup>	136 <sup>c</sup>	948	1 002	1 302	2 193	967
Ply		All	24 465 <sup>c</sup>	27 617 <sup>c</sup>	25 522 <sup>c</sup>	34 500 <sup>c</sup>	38 665 <sup>c</sup>	901	1 071	967	1 107	1 379
		C	35 724 <sup>†</sup>	32 604 <sup>†</sup>	28 919 <sup>†</sup>	40 217 <sup>†</sup>	35 128 <sup>†</sup>	681	636	512	707	895
		NC	1 574 <sup>ca</sup>	1 503 <sup>ca</sup>	2 721 <sup>ca</sup>	2 635 <sup>ca</sup>	6 253 <sup>ca</sup>	559	449	535	528	770
Hungary		Logs	All	32 367 <sup>†</sup>	20 589 <sup>c</sup>	15 769 <sup>†</sup>	26 436 <sup>†</sup>	33 442 <sup>†</sup>	98	75	66	102
	C		11 372 <sup>c</sup>	7 895 <sup>c</sup>	8 010 <sup>c</sup>	12 054 <sup>c</sup>	18 816 <sup>c</sup>	60	56	48	82	102
	NC		20 995 <sup>ca</sup>	12 694 <sup>c</sup>	7 759 <sup>c</sup>	14 381 <sup>c</sup>	14 626 <sup>c</sup>	149	94	109	129	83
	Sawn	All	154 910 <sup>†</sup>	152 773 <sup>†</sup>	161 367 <sup>†</sup>	268 702 <sup>†</sup>	262 003 <sup>†</sup>	195	180	191	310	334
		C	124 868 <sup>c</sup>	126 272 <sup>c</sup>	134 818 <sup>c</sup>	241 783 <sup>c</sup>	233 800 <sup>c</sup>	177	158	169	296	319
	Ven	All	30 043 <sup>c</sup>	26 501 <sup>ca</sup>	26 550 <sup>c</sup>	26 919 <sup>ca</sup>	28 203 <sup>ca</sup>	341	545	547	548	552
		C	30 923 <sup>†</sup>	27 398 <sup>†</sup>	26 448 <sup>†</sup>	33 996 <sup>†</sup>	40 014 <sup>†</sup>	333	1 278	1 175	1 586	2 178
		NC	2 175 <sup>ca</sup>	2 177 <sup>ca</sup>	1 665 <sup>ca</sup>	2 286 <sup>ca</sup>	2 424 <sup>ca</sup>	1 092	1 204	1 282	1 047	1 073
	Ply	All	28 747 <sup>ca</sup>	25 222 <sup>c</sup>	24 783 <sup>c</sup>	31 710 <sup>c</sup>	37 590 <sup>c</sup>	316	1 285	1 169	1 647	2 333
		C	49 798 <sup>†</sup>	38 156 <sup>†</sup>	40 438 <sup>†</sup>	68 817 <sup>†</sup>	82 130 <sup>†</sup>	650	559	572	781	894
		NC	4 410 <sup>c</sup>	4 765 <sup>c</sup>	4 536 <sup>c</sup>	7 141 <sup>c</sup>	18 806 <sup>c</sup>	490	286	464	557	608
	Ireland	Logs	All	34 271 <sup>†</sup>	34 844 <sup>†</sup>	31 799	51 317	43 051 <sup>†</sup>	116	119	123	171
C			28 353	28 352 <sup>ca</sup>	27 135	45 057	35 386 <sup>c</sup>	101	101	107	153	159
NC			5 917 <sup>c</sup>	6 492 <sup>c</sup>	4 664	6 260	7 665 <sup>c</sup>	399	541	917	1 005	845
Sawn		All	149 742 <sup>†</sup>	171 651 <sup>†</sup>	128 253	147 171	180 803 <sup>†</sup>	424	284	304	356	517
		C	112 333	129 276 <sup>ca</sup>	93 806	105 135	143 023 <sup>c</sup>	362	228	238	271	451
Ven		All	37 409 <sup>c</sup>	42 375 <sup>c</sup>	34 447	42 036	37 780 <sup>c</sup>	858	1 107	1 290	1 620	1 154
		C	7 009 <sup>†</sup>	6 215 <sup>†</sup>	5 466	7 444	9 797 <sup>†</sup>	1 759	1 457	1 396	1 384	1 096
		NC	3 108 <sup>c</sup>	467 <sup>ca</sup>	1 325	1 684	2 639 <sup>c</sup>	2 275	1 435	866	623	698
Ply		All	3 901	5 748 <sup>c</sup>	4 141	5 760	7 159 <sup>c</sup>	1 490	1 459	1 737	2 152	1 388
		C	40 657	40 609 <sup>†</sup>	59 860 <sup>†</sup>	43 038	36 298 <sup>†</sup>	716	715	483	757	800
		NC	924	878	13 209	13 186	6 694 <sup>c</sup>	1 384	1 315	442	1 254	727
Italy		Logs	All	285 948 <sup>†</sup>	243 864 <sup>†</sup>	183 923 <sup>†</sup>	272 154 <sup>†</sup>	286 230 <sup>†</sup>	105	112	102	123
	C		137 660 <sup>c</sup>	75 298 <sup>ca</sup>	53 339	72 496	84 332 <sup>c</sup>	88	77	72	81	119
	NC		148 289 <sup>c</sup>	168 566 <sup>c</sup>	130 583 <sup>c</sup>	199 658 <sup>c</sup>	201 898 <sup>c</sup>	129	142	124	151	115
	Sawn	All	1 489 529 <sup>†</sup>	1 258 516 <sup>†</sup>	1 175 374 <sup>†</sup>	1 817 153 <sup>†</sup>	2 428 697 <sup>†</sup>	308	192	242	349	363
		C	1 094 371 <sup>c</sup>	921 901 <sup>c</sup>	891 482 <sup>c</sup>	1 464 656 <sup>c</sup>	1 968 899 <sup>c</sup>	263	155	205	320	329
	Ven	All	395 158 <sup>c</sup>	336 615 <sup>c</sup>	283 892 <sup>c</sup>	352 497 <sup>c</sup>	459 798 <sup>c</sup>	592	547	556	566	644
		C	175 154 <sup>†</sup>	189 404 <sup>†</sup>	203 031 <sup>†</sup>	262 694 <sup>†</sup>	248 574 <sup>†</sup>	1 340	1 350	1 343	1 379	1 637
		NC	6 328 <sup>c</sup>	5 596 <sup>c</sup>	6 419 <sup>c</sup>	5 914 <sup>c</sup>	4 817 <sup>c</sup>	926	1 293	976	1 313	1 761
	Ply	All	168 826 <sup>c</sup>	183 807 <sup>c</sup>	196 612 <sup>c</sup>	256 780 <sup>c</sup>	243 757 <sup>c</sup>	1 363	1 352	1 360	1 381	1 635
		C	330 809 <sup>†</sup>	230 903	211 121	358 201	491 360 <sup>†</sup>	601	384	512	676	903
		NC	123 867	94 129	84 667	161 988	221 760 <sup>c</sup>	496	412	431	610	772
	Latvia	Logs	All	206 942 <sup>c</sup>	136 774	126 455	196 214	269 600 <sup>c</sup>	689	366	585	743
C			138 515 <sup>c</sup>	109 555 <sup>c</sup>	112 181	184 228	196 489 <sup>†</sup>	86	79	66	105	95
NC			109 156 <sup>c</sup>	93 894 <sup>c</sup>	91 080	171 983	172 416 <sup>c</sup>	97	87	76	110	98
Sawn		All	29 359 <sup>c</sup>	15 660 <sup>c</sup>	21 101	12 245	24 073 <sup>c</sup>	60	51	43	64	80
		C	224 401 <sup>†</sup>	185 919	193 634	459 596	285 727 <sup>†</sup>	181	162	168	297	296
Ven		All	211 816 <sup>c</sup>	172 953	180 357	433 981	254 324 <sup>c</sup>	176	157	163	296	287
		C	12 585 <sup>c</sup>	12 966	13 277	25 614	31 403 <sup>c</sup>	308	316	293	328	390
		NC	28 116 <sup>†</sup>	34 985 <sup>†</sup>	37 862	45 728	44 209 <sup>†</sup>	246	265	256	297	379
Ply		All	127 <sup>c</sup>	149 <sup>c</sup>	15	199	77 <sup>c</sup>	1 161	1 092	1 274	2 934	2 190
		C	27 989 <sup>c</sup>	34 836	37 846	45 529	44 132 <sup>c</sup>	245	264	256	296	378
		NC	63 811 <sup>†</sup>	47 867	47 388	66 289	90 190 <sup>†</sup>	552	525	474	675	725
Lithuania		Logs	All	5 164 <sup>c</sup>	2 679	3 813	6 329	8 520 <sup>c</sup>	549	673	441	766
	C		62 247 <sup>c</sup>	45 188	43 575	59 959	81 670 <sup>c</sup>	552	519	477	667	727
	NC		16 326 <sup>†</sup>	14 500 <sup>†</sup>	13 934	23 711	25 087 <sup>†</sup>	76	64	53	86	101
	Sawn	All	7 830 <sup>c</sup>	9 737 <sup>c</sup>	9 079	15 509	15 777 <sup>c</sup>	82	72	63	92	105
		C	8 496	4 763	4 855	8 201	9 311 <sup>c</sup>	70	51	42	76	96
	Ven	All	252 693	251 518 <sup>†</sup>	263 050	467 264	370 070 <sup>†</sup>	234	201	197	321	388
		C	167 892	177 653 <sup>c</sup>	196 618	371 893	251 598 <sup>c</sup>	183	163	166	294	321
		NC	84 801	73 865	66 432	95 371	118 472 <sup>c</sup>	514	445	425	500	698
	Ply	All	42 289	44 717	37 855	53 418	56 770 <sup>†</sup>	1 294	1 372	1 098	1 140	1 735
		C	5 918	5 168	4 760	6 032	5 838 <sup>c</sup>	531	491	502	525	779
		NC	36 371	39 549	33 095	47 386	50 932 <sup>c</sup>	1 690	1 793	1 324	1 340	2 019
	Ply	All	41 875	36 831	35 741	64 845	83 631 <sup>†</sup>	510	454	433	621	777
C		3 679	3 723	3 718	5 757	8 198 <sup>c</sup>	786	740	735	853	928	
NC		38 195	33 108	32 023	59 088	75 433 <sup>c</sup>	494	435	413	605	763	

Exports Value (1000\$)					Exports Unit Value (\$/m <sup>3</sup> )					Species	Product	Country
2018	2019	2020	2021	2022	2018	2019	2020	2021	2022			
691 271	1 027 600	984 087	1 136 824	1 077 377	108	106	75	100	112	All	Logs	Germany
477 051	823 332	846 406	990 011	940 586	97	99	70	96	108	C		
214 220	204 268	137 680	146 813	136 790	146	143	134	147	158	NC		
2 535 479	2 336 498	2 578 111	4 371 245	4 178 061	280	242	248	388	364	All	Sawn	
2 078 592	1 904 226	2 166 863	3 866 079	3 699 547	252	214	224	368	344	C		
456 887	432 272	411 248	505 166	478 514	586	563	586	666	653	NC		
168 092	157 371	145 414	169 231	163 133	2 687	2 707	2 495	2 848	4 005	All	Ven	
2 343	2 752	2 574	3 119	3 885	3 985	5 172	5 453	5 397	5 537	C		
165 749	154 619	142 840	166 112	159 248	2 674	2 684	2 471	2 823	3 978	NC		
331 557	296 615	287 412	380 462	360 902	845	790	771	996	1 187	All	Ply	
87 260	80 575	88 442	134 853	131 656	629	606	568	804	985	C		
244 297	216 040	198 970	245 609	229 246	963	891	916	1 148	1 346	NC		
1 004	1 554	1 369	1 849	1 411	93	97	94	139	78	All	Logs	Greece
434	820	754	1 029	938	79	72	71	94	64	C		
571	734	615	820	472	107	159	157	344	138	NC		
4 333	7 546	7 885	10 236	6 859	366	338	305	301	311	All	Sawn	
1 410	2 016	2 270	2 145	1 921	313	140	167	239	287	C		
2 923	5 529	5 615	8 091	4 938	399	699	457	323	321	NC		
3 261	4 572	5 485	4 837	4 349	1 909	2 089	1 576	1 809	3 711	All	Ven	
321	660	1 203	626	189	1 157	1 465	1 766	1 611	3 582	C		
2 940	3 912	4 282	4 211	4 160	2 055	2 251	1 530	1 843	3 717	NC		
20 734	24 661	24 121	22 775	29 776	1 136	1 032	1 109	1 044	1 430	All	Ply	
160	260	227	342	2 773	637	706	303	999	1 183	C		
20 574	24 401	23 894	22 434	27 003	1 143	1 037	1 137	1 045	1 461	NC		
55 150	69 181	62 961	82 777	90 269	101	111	87	99	81	All	Logs	Hungary
12 090	12 724	11 352	14 555	15 750	55	60	60	65	53	C		
43 060	56 457	51 609	68 222	74 519	132	136	96	111	91	NC		
98 368	98 795	99 929	125 002	134 798	529	414	290	485	543	All	Sawn	
7 981	13 866	13 118	17 852	19 451	235	215	221	257	306	C		
90 387	84 929	86 811	107 151	115 346	595	489	305	569	625	NC		
24 159	26 957	26 838	30 124	36 751	1 209	1 011	1 023	1 427	1 279	All	Ven	
61	155	192	216	215	4 362	2 320	4 339	2 944	6 967	C		
24 098	26 802	26 647	29 908	36 536	1 207	1 008	1 017	1 422	1 273	NC		
39 011	34 388	24 649	44 149	46 766	660	616	700	748	899	All	Ply	
1 728	1 937	1 524	1 775	2 762	882	811	623	574	1 202	C		
37 284	32 451	23 125	42 375	44 004	652	608	706	757	885	NC		
43 858	36 941	27 758	31 907	79 051	82	78	73	57	124	All	Logs	Ireland
41 719	35 508	26 373	29 100	77 101	80	75	70	53	124	C		
2 139	1 433	1 386	2 807	1 950	184	485	441	264	125	NC		
172 589	153 281	172 645	152 891	201 720	237	261	251	239	318	All	Sawn	
169 452	150 602	170 301	151 880	201 220	234	257	248	237	318	C		
3 137	2 679	2 344	1 010	500	892	919	658	974	1 467	NC		
2 955	2 080	3 646	1 922	1 276	2 746	3 120	1 763	1 542	3 477	All	Ven	
1 509	8	503	478	191	7 419	1 094	629	1 037	711	C		
1 446	2 073	3 143	1 444	1 085	1 657	3 142	2 478	1 840	11 112	NC		
282	1 321	590	927	1 272	917	1 319	468	610	820	All	Ply	
4	1	305	686	921	530	617	304	523	771	C		
278	1 320	286	241	351	928	1 320	1 094	1 159	981	NC		
23 248	65 505	45 022	41 794	47 622	218	110	103	213	240	All	Logs	Italy
13 356	45 814	28 696	26 155	35 443	190	89	84	150	202	C		
9 892	19 691	16 326	15 639	12 179	271	255	165	701	519	NC		
272 746	300 727	259 213	347 950	345 235	568	482	473	548	838	All	Sawn	
86 698	112 555	92 440	132 177	113 982	326	286	256	329	530	C		
186 048	188 171	166 773	215 773	231 253	868	817	894	929	1 174	NC		
151 769	184 822	122 562	163 221	184 552	4 742	4 764	4 291	5 208	7 035	All	Ven	
3 038	5 199	2 202	2 306	2 851	3 330	1 779	4 332	2 916	4 497	C		
148 731	179 622	120 360	160 914	181 700	4 784	5 008	4 290	5 267	7 098	NC		
281 964	278 706	227 257	309 509	412 380	1 046	1 029	942	1 154	1 600	All	Ply	
51 894	47 163	21 671	27 696	135 044	1 279	1 367	1 255	1 473	1 358	C		
230 070	231 543	205 586	281 814	277 336	1 005	980	917	1 130	1 752	NC		
351 928	260 248	185 527	226 682	333 350	82	73	63	74	91	All	Logs	Latvia
106 234	80 481	59 219	78 721	90 590	83	73	64	73	87	C		
245 694	179 767	126 308	147 961	242 760	82	73	63	74	92	NC		
866 504	771 462	779 650	1 466 162	1 317 007	254	225	223	387	354	All	Sawn	
749 369	676 755	687 518	1 286 535	1 134 112	257	226	226	408	365	C		
117 134	94 707	92 132	179 627	182 896	236	214	200	281	295	NC		
3 538	3 629	10 293	16 304	30 287	793	955	411	434	541	All	Ven	
1 212	680	1 363	1 372	2 156	848	1 081	518	307	1 202	C		
2 326	2 949	8 929	14 933	28 130	767	930	398	451	519	NC		
309 138	258 481	264 053	306 502	354 109	802	778	739	901	998	All	Ply	
126	88	7 218	11 383	10 771	824	1 026	617	960	745	C		
309 012	258 393	256 835	295 119	343 338	802	778	743	899	1 009	NC		
181 968	149 999	111 954	142 886	155 404	90	79	63	94	111	All	Logs	Lithuania
134 308	113 750	81 607	113 262	91 963	89	81	67	101	108	C		
47 660	36 249	30 347	29 624	63 442	91	74	55	75	117	NC		
271 840	259 076	288 157	489 321	479 175	268	239	238	393	420	All	Sawn	
189 024	187 469	227 123	374 272	357 637	255	225	228	398	426	C		
82 817	71 606	61 035	115 049	121 538	303	284	283	379	403	NC		
23 317	21 581	20 029	26 040	37 196	252	257	241	296	376	All	Ven	
193	46	38	61	523	1 648	1 085	1 359	3 069	1 175	C		
23 124	21 536	19 991	25 979	36 673	250	257	241	295	373	NC		
9 127	6 290	5 988	15 645	25 966	714	677	577	1 135	1 134	All	Ply	
1 736	1 659	1 963	2 274	1 758	458	471	575	1 272	1 004	C		
7 391	4 631	4 025	13 371	24 208	821	804	579	1 114	1 144	NC		

**Table 1-2-a. Trade of All Timber by ITTO Consumers - Value (1000\$ and \$/m<sup>3</sup>)**

Country	Product	Species	Imports Value (1000\$)					Imports Unit Value (\$/m <sup>3</sup> )				
			2018	2019	2020	2021	2022	2018	2019	2020	2021	2022
Luxembourg	Logs	All	23 089 <sup>†</sup>	18 845 <sup>†</sup>	21 024 <sup>†</sup>	23 498 <sup>†</sup>	34 427 <sup>†</sup>	101	88	43	43	58
		C	11 878 <sup>ca</sup>	9 361 <sup>ca</sup>	9 941 <sup>ca</sup>	12 923 <sup>ca</sup>	24 825 <sup>ca</sup>	76	55	34	41	60
		NC	11 211 <sup>ca</sup>	9 484 <sup>ca</sup>	11 082 <sup>ca</sup>	10 576 <sup>ca</sup>	9 601 <sup>ca</sup>	154	209	55	46	55
	Sawn	All	27 934 <sup>†</sup>	26 008 <sup>†</sup>	23 768 <sup>†</sup>	36 541 <sup>†</sup>	34 847 <sup>†</sup>	204	347	247	371	284
		C	18 182 <sup>†</sup>	17 077 <sup>†</sup>	15 617 <sup>†</sup>	22 773 <sup>†</sup>	23 748 <sup>†</sup>	171	299	274	389	233
		NC	9 753 <sup>†</sup>	8 931 <sup>†</sup>	8 151 <sup>ca</sup>	13 767 <sup>†</sup>	11 099 <sup>†</sup>	322	505	209	345	527
	Ven	All	546 <sup>†</sup>	253 <sup>†</sup>	259 <sup>†</sup>	413 <sup>†</sup>	308 <sup>†</sup>	1 120	1 521	1 189	1 570	1 147
		C	231 <sup>†</sup>	75 <sup>†</sup>	69 <sup>†</sup>	188 <sup>†</sup>	96 <sup>†</sup>	1 147	1 121	1 078	1 233	1 132
		NC	315 <sup>†</sup>	178 <sup>†</sup>	190 <sup>†</sup>	225 <sup>†</sup>	212 <sup>†</sup>	1 100	1 789	1 235	2 038	1 153
	Ply	All	14 212 <sup>†</sup>	14 022 <sup>†</sup>	12 663 <sup>†</sup>	16 764 <sup>†</sup>	14 809 <sup>†</sup>	632	578	564	742	832
		C	1 718 <sup>ca</sup>	1 830 <sup>†</sup>	1 831 <sup>ca</sup>	1 076 <sup>†</sup>	2 766 <sup>†</sup>	478	379	419	351	606
		NC	12 494 <sup>ca</sup>	12 192 <sup>ca</sup>	10 832 <sup>ca</sup>	15 688 <sup>ca</sup>	12 043 <sup>ca</sup>	662	628	600	803	910
Malta	Logs	All	50 <sup>†</sup>	742 <sup>†</sup>	320 <sup>†</sup>	579 <sup>†</sup>	355 <sup>†</sup>	203	479	52	107	89
		C	2 <sup>†</sup>	650 <sup>ca</sup>	271 <sup>ca</sup>	129 <sup>ca</sup>	38 <sup>ca</sup>	263	519	45	232	214
		NC	48 <sup>ca</sup>	92 <sup>ca</sup>	49 <sup>ca</sup>	450 <sup>ca</sup>	316 <sup>ca</sup>	201	309	209	92	83
	Sawn	All	7 859 <sup>†</sup>	8 579 <sup>†</sup>	6 291 <sup>†</sup>	7 226 <sup>†</sup>	9 461 <sup>†</sup>	386	355	359	403	681
		C	3 944 <sup>ca</sup>	4 582 <sup>ca</sup>	3 479 <sup>ca</sup>	4 058 <sup>ca</sup>	3 992 <sup>ca</sup>	282	253	266	335	426
		NC	3 915	3 997 <sup>ca</sup>	2 812 <sup>ca</sup>	3 168 <sup>ca</sup>	5 468 <sup>†</sup>	611	662	633	546	1 209
	Ven	All	137 <sup>†</sup>	295 <sup>†</sup>	356 <sup>†</sup>	427 <sup>†</sup>	241 <sup>†</sup>	1 036	634	1 652	1 276	1 623
		C	14 <sup>†</sup>	83 <sup>†</sup>	24 <sup>†</sup>	8 <sup>†</sup>	29 <sup>†</sup>	1 683	1 301	2 658	659	2 465
		NC	123 <sup>†</sup>	211 <sup>†</sup>	332 <sup>ca</sup>	420 <sup>ca</sup>	212 <sup>†</sup>	993	528	1 608	1 298	1 551
	Ply	All	6 708 <sup>†</sup>	6 329 <sup>†</sup>	5 561 <sup>†</sup>	5 304 <sup>†</sup>	5 246 <sup>†</sup>	570	562	574	673	761
		C	1 210	1 541	1 345	132 <sup>†</sup>	1 312 <sup>†</sup>	445	454	467	429	1 103
		NC	5 499 <sup>ca</sup>	4 788 <sup>ca</sup>	4 215 <sup>ca</sup>	5 172 <sup>ca</sup>	3 934 <sup>ca</sup>	608	608	620	683	690
Netherlands	Logs	All	50 518	51 121	54 288	46 882	114 709 <sup>†</sup>	194	181	174	162	228
		C	13 533	14 318	17 179	18 784	56 051 <sup>†</sup>	93	88	90	93	209
		NC	36 985	36 803	37 109	28 098	58 658 <sup>†</sup>	322	305	311	323	251
	Sawn	All	1 281 353 <sup>†</sup>	1 155 701 <sup>†</sup>	1 057 442 <sup>†</sup>	1 756 067 <sup>†</sup>	1 892 627 <sup>†</sup>	289	266	285	417	464
		C	940 658 <sup>†</sup>	849 878 <sup>†</sup>	727 133	1 330 324	1 466 884 <sup>†</sup>	246	221	232	390	448
		NC	340 695 <sup>ca</sup>	305 823 <sup>†</sup>	330 310 <sup>†</sup>	425 743 <sup>†</sup>	425 743 <sup>x</sup>	556	599	574	529	529
	Ven	All	38 343 <sup>†</sup>	38 021 <sup>†</sup>	49 410 <sup>†</sup>	61 519 <sup>†</sup>	56 222 <sup>†</sup>	988	960	1 041	935	1 974
		C	11 614 <sup>†</sup>	7 052	11 394 <sup>†</sup>	11 563 <sup>†</sup>	16 080 <sup>†</sup>	563	401	556	570	1 491
		NC	26 729	30 969 <sup>†</sup>	38 016 <sup>†</sup>	49 956 <sup>†</sup>	40 142 <sup>†</sup>	1 469	1 408	1 408	1 098	2 269
	Ply	All	360 000	427 742 <sup>†</sup>	403 315 <sup>†</sup>	555 390 <sup>†</sup>	626 065 <sup>†</sup>	563	561	560	535	984
		C	137 079	126 835	130 049	167 300	212 147 <sup>†</sup>	409	425	429	514	771
		NC	222 922	300 907 <sup>†</sup>	273 266 <sup>†</sup>	388 090 <sup>†</sup>	413 918 <sup>†</sup>	732	649	654	545	1 147
Poland	Logs	All	92 326 <sup>†</sup>	92 091	144 623	145 377	146 213	84	57	49	64	61
		C	35 429	46 400	108 580	106 581	104 810	71	49	45	56	52
		NC	56 897 <sup>†</sup>	45 691	36 043	38 796	41 403	95	69	70	109	104
	Sawn	All	340 042	374 143 <sup>†</sup>	365 692	451 054	450 469	268	234	246	313	294
		C	221 802	265 521 <sup>ca</sup>	246 404	313 004	308 278	225	201	199	274	257
		NC	118 240	108 622	119 288	138 050	142 191	414	392	477	460	431
	Ven	All	84 486	82 178 <sup>†</sup>	80 179	96 509	91 987	1 144	1 068	1 082	1 054	989
		C	5 468	3 433	4 235	5 173	4 921	1 005	938	995	1 038	984
		NC	79 018	78 744 <sup>†</sup>	75 944	91 336	87 065	1 155	1 075	1 088	1 055	989
	Ply	All	196 424	166 252	187 569	244 356	236 118	510	451	452	526	494
		C	33 255	32 338	34 775	42 063	40 930	800	735	764	750	706
		NC	163 169	133 913	152 794	202 293	195 188	475	412	413	495	465
Portugal	Logs	All	149 260	159 599 <sup>†</sup>	193 505	255 352 <sup>†</sup>	340 882 <sup>†</sup>	74	78	76	97	90
		C	18 302	17 913	25 788	31 304 <sup>†</sup>	46 466 <sup>†</sup>	82	81	57	112	95
		NC	130 957	141 686 <sup>†</sup>	167 717	224 048	294 416 <sup>†</sup>	73	77	81	95	89
	Sawn	All	108 898 <sup>†</sup>	103 492 <sup>†</sup>	93 814 <sup>†</sup>	113 599 <sup>†</sup>	117 943 <sup>†</sup>	534	493	404	560	584
		C	41 146	39 095	39 467	49 971	49 130 <sup>†</sup>	348	329	294	412	415
		NC	67 752 <sup>†</sup>	64 398 <sup>†</sup>	54 347 <sup>†</sup>	63 628 <sup>†</sup>	68 812 <sup>†</sup>	789	708	554	779	823
	Ven	All	36 169	31 016	32 602 <sup>†</sup>	42 981 <sup>†</sup>	42 446 <sup>†</sup>	1 474	1 449	1 846	2 234	2 443
		C	916	692	754	1 407	1 298	646	625	565	1 005	927
		NC	35 253	30 325	31 847 <sup>†</sup>	41 574 <sup>†</sup>	41 148 <sup>†</sup>	1 525	1 494	1 951	2 330	2 575
	Ply	All	50 823	55 849 <sup>†</sup>	41 298 <sup>†</sup>	68 855 <sup>†</sup>	72 928 <sup>†</sup>	543	607	403	374	875
		C	8 448	8 778	2 139 <sup>ca</sup>	9 005 <sup>†</sup>	18 631 <sup>†</sup>	486	406	457	453	689
		NC	42 374	47 071 <sup>ca</sup>	39 159 <sup>†</sup>	59 850 <sup>†</sup>	54 298 <sup>†</sup>	556	669	400	365	963
Romania	Logs	All	106 364	80 957 <sup>†</sup>	107 138 <sup>†</sup>	235 050 <sup>†</sup>	199 027 <sup>†</sup>	84	71	62	111	122
		C	86 051	63 875	99 145 <sup>†</sup>	226 666 <sup>†</sup>	190 543 <sup>†</sup>	75	60	59	110	123
		NC	20 313	17 082 <sup>†</sup>	7 993	8 384	8 484 <sup>†</sup>	179	212	184	168	110
	Sawn	All	146 109	118 162 <sup>†</sup>	102 662	122 198	148 794 <sup>†</sup>	267	263	246	381	379
		C	99 568	75 011 <sup>†</sup>	73 198	82 023	103 201 <sup>†</sup>	210	199	200	324	332
		NC	46 541	43 151 <sup>†</sup>	29 463	40 175	45 593 <sup>†</sup>	631	605	591	593	560
	Ven	All	41 212	36 002	26 836	28 950	33 899 <sup>†</sup>	1 183	1 100	974	894	1 413
		C	3 115	2 762	463	3 360	3 920 <sup>†</sup>	588	550	108	732	1 250
		NC	38 097	33 240	26 373	25 590	29 978 <sup>†</sup>	1 289	1 200	1 134	921	1 438
	Ply	All	49 996	55 856 <sup>†</sup>	54 377	81 795	96 186 <sup>†</sup>	469	473	447	646	802
		C	2 129	3 370 <sup>†</sup>	15 098	17 811	31 680 <sup>†</sup>	569	522	516	602	838
		NC	47 867	52 486 <sup>†</sup>	39 278	63 984	64 506 <sup>†</sup>	465	470	425	659	785
Slovakia	Logs	All	66 119	103 721 <sup>†</sup>	109 324 <sup>†</sup>	201 435 <sup>†</sup>	226 727 <sup>†</sup>	55	59	58	86	88
		C	27 714	58 465 <sup>†</sup>	86 775 <sup>†</sup>	167 687 <sup>†</sup>	164 696 <sup>†</sup>	61	65	61	99	96
		NC	38 406	45 256	22 549	33 748	62 030 <sup>†</sup>	51	52	50	52	73
	Sawn	All	99 316	99 673 <sup>†</sup>	77 743	126 569	175 351 <sup>†</sup>	301	195	150	336	296
		C	85 994	75 386 <sup>†</sup>	55 251	97 847	139 759 <sup>†</sup>	284	198	157	302	268
		NC	13 322	24 287	22 492	28 722	35 592 <sup>†</sup>	486	185	136	553	500
	Ven	All	40 801	33 211 <sup>†</sup>	38 232	44 681	56 783 <sup>†</sup>	1 846	1 762	2 047	2 102	2 268
		C	1 881	1 504 <sup>†</sup>	2 185	2 135	2 737 <sup>†</sup>	566	550	1 502	935	1 129
		NC	38 920	31 707	36 047	42 546	54 046 <sup>†</sup>	2 072	1 967	2 093	2 242	2 390
	Ply	All	37 055	35 192	37 566	46 838	47 186 <sup>†</sup>	493	492	563	720	943
		C	14 894	14 589	10 361	11 861	9 618 <sup>†</sup>	433	468	553	753	818
		NC	22 161	20 603	27 205	34 977	37 568 <sup>†</sup>	544	512	568	710	981

Exports Value (1000\$)					Exports Unit Value (\$/m <sup>3</sup> )					Species	Product	Country
2018	2019	2020	2021	2022	2018	2019	2020	2021	2022			
50 151	34 830	26 704	29 214	39 231	86	77	73	85	64	All	Logs	Luxembourg
46 880	27 105	19 853	22 547	32 654	88	72	67	80	60	C		
3 271	7 726	6 851	6 667	6 577	67	98	101	105	103	NC		
9 529	9 968	9 456	10 086	10 647	283	289	277	340	260	All	Sawn	
6 382	6 292	6 401	8 550	9 168	293	253	248	325	235	C		
3 147	3 676	3 054	1 535	1 479	265	378	369	461	776	NC		
31	58	483	95	100	392	396	293	629	915	All	Ven	
9	37	252	40	18	317	383	365	411	478	C		
22	21	231	55	82	433	421	241	1 022	1 144	NC		
722	556	809	3 155	992	376	483	248	692	991	All	Ply	
14	17	160	84	118	529	314	398	412	686	C		
708	539	648	3 071	875	374	492	227	705	1 054	NC		
12	11	21	18	0	445	107	221	227	--	All	Logs	Malta
0	0	8	3	0	55	35	217	88	--	C		
12	11	14	16	0	488	107	224	305	--	NC		
11	179	22	1 621	598	796	311	304	434	885	All	Sawn	
0	89	13	1 210	72	240	227	191	386	392	C		
11	90	9	411	526	816	495	1 759	683	1 069	NC		
0	9	1	27	1	--	885	158	887	1 871	All	Ven	
0	0	0	0	0	--	752	--	571	1 196	C		
0	9	1	27	0	--	886	158	890	4 098	NC		
154	138	15	8	73	605	684	856	315	1 431	All	Ply	
15	2	0	0	0	460	418	148	174	--	C		
140	136	15	8	73	626	691	905	323	1 431	NC		
36 097	33 057	29 676	28 441	28 441	70	66	66	68	68	All	Logs	Netherlands
16 257	15 051	14 531	14 366	14 366	54	51	52	54	54	C		
19 840	18 006	15 146	14 075	14 075	93	89	90	94	94	NC		
229 741	233 320	243 091	261 502	331 856	334	304	358	472	490	All	Sawn	
153 717	158 759	163 162	190 173	190 173	252	230	274	395	395	C		
76 024	74 561	79 929	71 328	141 683	970	973	960	987	723	NC		
8 540	12 574	7 657	15 127	21 652	835	737	630	550	2 703	All	Ven	
1 212	601	802	1 640	5 392	986	1 206	1 075	1 059	1 727	C		
7 328	11 973	6 855	13 487	16 260	814	723	601	520	3 328	NC		
63 098	72 667	74 697	87 497	177 824	621	867	839	922	1 503	All	Ply	
5 569	9 533	11 526	13 782	33 558	580	676	648	669	1 025	C		
57 528	63 134	63 171	73 715	144 266	625	906	887	992	1 686	NC		
351 267	335 713	353 177	416 992	397 136	66	76	81	86	77	All	Logs	Poland
310 953	305 070	316 309	358 889	340 827	66	77	83	90	80	C		
40 314	30 643	36 868	58 103	56 309	64	67	66	65	61	NC		
329 156	318 274	393 297	476 718	485 603	327	307	334	352	335	All	Sawn	
189 400	192 964	227 757	273 356	272 080	230	228	238	263	247	C		
139 756	125 310	165 539	203 362	213 523	761	659	750	651	610	NC		
31 972	32 256	32 426	45 112	43 888	2 597	2 299	2 179	2 426	2 310	All	Ven	
695	855	1 071	828	828	728	668	699	816	828	C		
31 276	31 401	31 355	44 038	43 060	2 754	2 462	2 349	2 548	2 392	NC		
258 093	217 306	220 348	257 500	255 991	768	759	714	736	692	All	Ply	
100 990	95 507	100 208	119 827	117 113	728	702	630	711	669	C		
157 103	121 800	120 140	137 673	138 879	796	811	803	760	712	NC		
48 492	46 970	35 349	37 920	42 140	93	109	135	138	139	All	Logs	Portugal
15 717	16 672	16 590	20 107	22 307	233	220	310	372	463	C		
32 775	30 297	18 759	17 813	19 833	73	86	90	80	78	NC		
81 541	71 278	56 422	81 393	80 187	247	196	220	175	174	All	Sawn	
65 356	59 213	45 802	65 947	65 938	210	183	195	216	218	C		
16 186	12 065	10 620	15 446	14 250	821	303	506	97	89	NC		
36 507	36 192	37 740	53 744	67 587	1 151	1 248	1 168	1 501	2 383	All	Ven	
7 199	5 983	7 297	8 882	8 721	428	328	357	424	699	C		
29 308	30 209	30 442	44 862	58 867	1 968	2 800	2 561	3 019	3 706	NC		
7 288	7 939	5 815	8 233	10 273	697	438	306	302	409	All	Ply	
955	1 260	976	1 879	4 411	488	200	338	294	1 041	C		
6 333	6 679	4 839	6 354	5 862	746	566	300	304	280	NC		
18 196	24 200	27 923	8 942	20 750	201	197	235	279	223	All	Logs	Romania
1 374	2 092	3 707	4 146	9 245	171	186	175	482	365	C		
16 822	22 108	24 216	4 796	11 506	204	198	248	204	170	NC		
551 671	493 925	527 613	769 934	689 584	308	286	273	366	409	All	Sawn	
320 058	279 237	329 278	524 454	445 313	261	234	230	334	386	C		
231 613	214 689	198 335	245 480	244 271	411	402	395	459	459	NC		
125 641	115 968	92 121	115 462	135 094	1 531	1 558	1 562	1 717	2 392	All	Ven	
7 583	5 438	4 990	5 779	5 136	685	589	538	702	1 131	C		
118 058	110 529	87 131	109 683	129 958	1 663	1 695	1 753	1 858	2 503	NC		
83 492	76 480	107 891	151 894	151 415	672	644	750	908	1 278	All	Ply	
79	176	39 805	49 665	12 521	2 154	2 281	1 138	1 279	1 023	C		
83 413	76 304	68 086	102 229	138 894	671	643	625	796	1 307	NC		
160 947	155 099	164 545	202 492	190 867	82	88	94	105	96	All	Logs	Slovakia
105 430	112 881	119 806	131 018	115 232	71	81	86	91	83	C		
55 517	42 218	44 739	71 474	75 635	120	115	128	149	125	NC		
265 527	228 514	229 349	395 015	407 106	281	214	215	306	298	All	Sawn	
196 489	172 752	175 973	318 992	314 178	247	184	186	286	280	C		
69 039	55 761	53 376	76 023	92 928	463	442	461	430	375	NC		
17 293	17 186	18 519	34 058	47 675	1 341	1 755	1 092	996	1 409	All	Ven	
1 152	114	1 390	1 348	1 348	1 120	943	3 138	2 495	3 291	C		
16 141	17 072	17 128	32 070	46 327	1 360	1 766	1 037	961	1 386	NC		
116 037	115 812	111 900	144 771	167 725	879	897	934	1 032	1 276	All	Ply	
88 077	84 063	79 483	101 229	135 061	842	844	905	1 041	1 234	C		
27 961	31 750	32 418	43 542	32 664	1 022	1 073	1 015	1 012	1 483	NC		



**Table 1-2-a. Trade of All Timber by ITTO Consumers - Value (1000\$ and \$/m<sup>3</sup>)**

Country	Product	Species	Imports Value (1000\$)					Imports Unit Value (\$/m <sup>3</sup> )				
			2018	2019	2020	2021	2022	2018	2019	2020	2021	2022
Slovenia	Logs	All	42 263 <sup>1</sup>	44 745	62 407	85 981	89 966 <sup>1</sup>	116	98	87	121	121
		C	19 069	24 046	37 345	47 459	45 877 <sup>c</sup>	80	70	62	86	80
		NC	23 193 <sup>c</sup>	20 700	25 063	38 522	44 089 <sup>c</sup>	183	181	207	240	255
	Sawn	All	186 480	167 491	143 769	198 737	207 730 <sup>1</sup>	222	197	190	269	307
		C	134 642	125 848	107 689	156 378	158 610 <sup>c</sup>	190	169	164	244	270
		NC	51 838	41 643	36 080	42 358	49 120 <sup>c</sup>	389	394	368	430	552
	Ven	All	30 244	26 372	23 366	28 465	27 106 <sup>1</sup>	2 478	1 946	1 904	2 018	2 566
		C	149	136	205	274	374 <sup>c</sup>	1 915	2 137	1 422	2 077	1 774
		NC	30 096	26 236	23 161	28 190	26 731 <sup>c</sup>	2 482	1 945	1 910	2 017	2 582
	Ply	All	46 878	44 324	44 954	66 557	72 976 <sup>1</sup>	1 004	936	1 002	1 174	1 365
		C	8 872	9 261	7 124	11 095	11 180 <sup>c</sup>	795	749	778	956	1 235
		NC	38 006	35 062	37 830	55 462	61 795 <sup>c</sup>	1 070	1 001	1 060	1 230	1 392
Spain	Logs	All	73 426	68 949	60 183	82 036	93 574 <sup>1</sup>	115	103	79	92	94
		C	31 716	24 711	21 394	32 169	35 529 <sup>c</sup>	77	70	67	78	79
		NC	41 710	44 238	38 788	49 867	58 045 <sup>c</sup>	185	141	87	104	107
	Sawn	All	339 507	322 156	273 626	440 754	506 716 <sup>1</sup>	259	285	278	373	392
		C	211 268	198 320	170 552	313 400	363 513 <sup>c</sup>	186	209	206	309	328
		NC	128 239	123 836	103 074	127 355	143 204 <sup>c</sup>	746	681	667	753	768
	Ven	All	164 562	146 332	126 282	171 381	191 467 <sup>1</sup>	1 048	1 023	987	1 226	1 737
		C	12 944	11 181	11 041	24 731	24 119 <sup>c</sup>	1 446	1 296	1 222	1 307	1 327
		NC	151 618	135 151	115 241	146 650	167 348 <sup>c</sup>	1 024	1 005	970	1 213	1 818
	Ply	All	93 647	93 445	75 372	118 727	126 411 <sup>1</sup>	599	508	503	649	950
		C	39 237	42 421	31 405	44 045	45 096 <sup>c</sup>	453	384	357	445	792
		NC	54 410	51 023	43 967	74 682	81 315 <sup>c</sup>	781	692	713	889	1 069
Sweden	Logs	All	734 963	623 797	452 882	425 668	531 564 <sup>1</sup>	78	71	63	67	60
		C	510 726	413 096	284 452	257 991	279 250 <sup>c</sup>	77	70	61	64	51
		NC	224 237	210 700	168 430	167 677	252 314 <sup>c</sup>	78	74	65	72	74
	Sawn	All	179 058	158 086 <sup>1</sup>	187 658	257 423	263 160 <sup>1</sup>	351	311	290	457	459
		C	142 021	121 137	149 314	209 161	216 815 <sup>c</sup>	306	258	249	407	406
		NC	37 037	36 950 <sup>c</sup>	38 344	48 262	46 345 <sup>c</sup>	802	939	789	971	1 175
	Ven	All	32 439	24 534 <sup>1</sup>	25 581	32 102	39 556 <sup>1</sup>	2 552	2 335	2 038	1 870	2 986
		C	2 994	2 854 <sup>c</sup>	3 288	4 963	5 776 <sup>c</sup>	1 026	889	609	525	1 031
		NC	29 445	21 680	22 293	27 139	33 780 <sup>c</sup>	3 007	2 970	3 120	3 517	4 420
	Ply	All	145 064	159 566 <sup>1</sup>	133 760	167 831	209 669 <sup>1</sup>	653	608	570	815	986
		C	59 353	70 400	71 515	81 116	110 165 <sup>c</sup>	673	517	505	743	890
		NC	85 710	89 166 <sup>c</sup>	62 245	86 715	99 504 <sup>c</sup>	640	706	669	897	1 122
U.K.	Logs	All	95 593 <sup>1</sup>	111 517 <sup>1</sup>				85	92			
		C	77 993 <sup>c</sup>	90 169 <sup>c</sup>				75	84			
		NC	17 600	21 349				221	149			
	Sawn	All	2 304 451 <sup>1</sup>	2 029 834 <sup>1</sup>				303	238			
		C	1 875 263 <sup>c</sup>	1 634 432 <sup>c</sup>				267	207			
		NC	429 188	395 402				731	656			
	Ven	All	39 108	25 884 <sup>1</sup>				1 305	1 363			
		C	3 506	2 932 <sup>ca</sup>				2 328	1 097			
		NC	35 602	22 952 <sup>c</sup>				1 250	1 407			
	Ply	All	770 500 <sup>1</sup>	649 736				479	447			
		C	221 872 <sup>c</sup>	185 394				405	364			
		NC	548 628	464 342				517	492			
Europe Non-EU	Logs	All	59 152	54 625	162 626	169 444	194 506	95	99	120	153	141
		C	48 876	41 899	134 784	143 768	169 621	88	86	112	145	133
		NC	10 276	12 726	27 843	25 676	24 885	157	201	186	221	240
	Sawn	All	566 827	546 108	2 614 746	4 506 193	3 640 108	398	380	278	461	498
		C	472 565	452 738	2 155 315	4 003 204	2 963 963	352	335	245	438	451
		NC	94 261	93 370	459 431	502 990	676 145	1 114	1 109	740	806	909
	Ven	All	27 264	25 928	56 447	52 975	74 348	2 594	2 505	1 544	2 231	4 566
		C	3 289	2 982	6 154	5 598	7 674	3 554	2 611	1 848	1 315	4 086
		NC	23 975	22 946	50 294	47 377	66 674	2 501	2 492	1 513	2 431	4 628
	Ply	All	317 706	300 377	866 320	1 178 912	1 276 443	890	836	501	585	856
		C	217 697	205 644	354 387	442 393	500 371	902	852	505	555	848
		NC	100 009	94 733	511 933	736 519	776 072	865	804	499	605	861
Albania	Logs	All	1 156 <sup>1</sup>	1 264 <sup>ca</sup>	2 040 <sup>1</sup>	1 883 <sup>1</sup>	1 618 <sup>1</sup>	105	88	94	82	88
		C	520 <sup>ca</sup>	384 <sup>ca</sup>	437 <sup>c</sup>	804 <sup>ca</sup>	909 <sup>ca</sup>	107	61	72	77	73
		NC	635 <sup>c</sup>	880 <sup>ca</sup>	1 603	1 079	709 <sup>ca</sup>	104	109	103	87	117
	Sawn	All	17 125 <sup>1</sup>	18 759 <sup>1</sup>	17 434 <sup>1</sup>	24 842 <sup>1</sup>	10 237 <sup>1</sup>	191	208	199	155	326
		C	13 908 <sup>ca</sup>	15 625 <sup>ca</sup>	14 618 <sup>ca</sup>	20 998 <sup>ca</sup>	8 101 <sup>ca</sup>	187	204	197	147	300
		NC	3 217 <sup>ca</sup>	3 134 <sup>ca</sup>	2 816 <sup>ca</sup>	3 844 <sup>ca</sup>	2 136 <sup>ca</sup>	212	234	211	220	488
	Ven	All	1 243 <sup>1</sup>	907 <sup>1</sup>	852 <sup>1</sup>	929 <sup>1</sup>	1 344 <sup>1</sup>	1 553	1 698	1 501	1 586	2 488
		C	15 <sup>ca</sup>	24 <sup>ca</sup>	19 <sup>ca</sup>	73 <sup>ca</sup>	10 <sup>ca</sup>	430	403	767	807	3 286
		NC	1 228 <sup>ca</sup>	883 <sup>ca</sup>	833 <sup>ca</sup>	857 <sup>ca</sup>	1 335 <sup>ca</sup>	1 605	1 861	1 534	1 727	2 483
	Ply	All	3 904 <sup>1</sup>	3 850 <sup>1</sup>	3 895 <sup>1</sup>	4 735 <sup>1</sup>	5 782 <sup>1</sup>	555	485	488	604	677
		C	30 <sup>ca</sup>	14 <sup>ca</sup>	24 <sup>ca</sup>	22 <sup>ca</sup>	1 406 <sup>ca</sup>	457	477	570	918	887
		NC	3 875 <sup>ca</sup>	3 836 <sup>ca</sup>	3 871 <sup>ca</sup>	4 713 <sup>ca</sup>	4 375 <sup>ca</sup>	556	485	487	603	629
Norway	Logs	All	39 390 <sup>1</sup>	35 547 <sup>1</sup>	26 056 <sup>1</sup>	30 743 <sup>1</sup>	40 852 <sup>c</sup>	86	88	77	88	106
		C	37 621	32 457	25 719	30 502	39 087 <sup>c</sup>	84	81	77	87	105
		NC	1 769 <sup>c</sup>	3 090 <sup>c</sup>	337 <sup>c</sup>	241 <sup>c</sup>	1 766 <sup>c</sup>	325	1 088	706	862	163
	Sawn	All	347 691	343 476	348 605	622 158	452 328 <sup>c</sup>	362	345	334	562	523
		C	315 941	313 525	319 637	577 948	412 362 <sup>c</sup>	338	324	313	535	494
		NC	31 750	29 951	28 968	44 211	39 966 <sup>c</sup>	1 175	1 187	1 343	1 628	1 328
	Ven	All	5 574	4 792	5 789	8 271	9 646 <sup>1</sup>	1 099	1 018	1 166	1 376	1 945
		C	104	140	164	286	992 <sup>c</sup>	637	804	876	1 373	2 744
		NC	5 469	4 652	5 625	7 985	8 654 <sup>c</sup>	1 114	1 026	1 178	1 376	1 882
	Ply	All	105 350	99 873	113 231 <sup>1</sup>	153 677 <sup>1</sup>	137 080 <sup>1</sup>	705	648	712	851	852
		C	44 076	41 987	43 118	60 216	55 726 <sup>c</sup>	645	589	619	728	831
		NC	61 273	57 886	70 113 <sup>c</sup>	93 460 <sup>c</sup>	81 355 <sup>c</sup>	756	699	784	955	866

Exports Value (1000\$)					Exports Unit Value (\$/m <sup>3</sup> )					Species	Product	Country
2018	2019	2020	2021	2022	2018	2019	2020	2021	2022			
216 497	151 660	124 725	150 112 <sup>1</sup>	196 758 <sup>1</sup>	94	88	91	103	126	All	Logs	Slovenia
170 589	90 233	65 755	56 821	62 424 <sup>c</sup>	88	77	79	105	99	C		
45 908	61 426	58 970	93 292 <sup>c</sup>	134 334 <sup>c</sup>	127	110	110	102	144	NC		
241 489	229 719	203 754	310 053	491 748 <sup>1</sup>	239	213	219	319	345	All	Sawn	
184 401	176 820	155 169	249 301	383 454 <sup>c</sup>	210	184	187	293	307	C		
57 088	52 900	48 584	60 752	108 294 <sup>c</sup>	438	462	475	505	610	NC		
35 985	37 402	39 040	54 451	62 167 <sup>1</sup>	1 625	1 646	1 804	1 873	2 282	All	Ven	
1 712	1 966	1 850	2 305	3 083 <sup>c</sup>	1 507	1 440	1 536	1 476	2 180	C		
34 273	35 436	37 191	52 146	59 084 <sup>c</sup>	1 631	1 660	1 820	1 895	2 288	NC		
60 397	57 192	59 264	84 553	94 554 <sup>1</sup>	825	800	756	1 059	1 223	All	Ply	
52 120	48 491	51 126	73 036	71 064 <sup>c</sup>	771	741	697	998	1 157	C		
8 277	8 701	8 137	11 516	23 490 <sup>c</sup>	1 490	1 426	1 619	1 731	1 479	NC		
129 396 <sup>1</sup>	127 446	133 941	133 162	149 130 <sup>1</sup>	67	65	69	72	69	All	Logs	Spain
42 828	44 154	52 151	61 406	61 406 <sup>x</sup>	62	58	58	57	57	C		
86 568 <sup>c</sup>	83 292	81 790	71 757	87 724 <sup>c</sup>	70	70	80	93	82	NC		
103 448	83 284	78 341	111 227	112 033 <sup>1</sup>	365	340	300	429	563	All	Sawn	
58 804	47 661	48 783	75 202	69 301 <sup>c</sup>	243	228	237	351	493	C		
44 644	35 623	29 558	36 025	42 732 <sup>c</sup>	1 076	982	533	811	731	NC		
87 493	90 419	80 220	113 741	128 230 <sup>1</sup>	2 256	2 253	2 089	2 472	2 928	All	Ven	
11 380	11 654	13 849	12 889	11 465 <sup>c</sup>	1 605	1 772	1 766	2 104	2 338	C		
76 113	78 766	66 371	100 852	116 764 <sup>c</sup>	2 401	2 348	2 172	2 528	3 002	NC		
328 365	305 487	276 599	379 771	379 771 <sup>x</sup>	1 129	938	1 109	1 162	1 162	All	Ply	
41 468	45 478	39 200	49 973	49 973 <sup>x</sup>	876	980	942	705	705	C		
286 897	260 009	237 398	329 798	329 798 <sup>x</sup>	1 178	931	1 143	1 288	1 288	NC		
110 090	106 024	115 688	172 160	234 624 <sup>1</sup>	146	123	108	131	110	All	Logs	Sweden
104 928	101 575	113 665	168 267	229 208 <sup>c</sup>	147	123	109	132	110	C		
5 163	4 449	2 023	3 893	5 416 <sup>c</sup>	128	119	83	91	85	NC		
3 264 081	3 023 277	3 366 320	5 352 957	5 028 180 <sup>1</sup>	265	239	240	425	413	All	Sawn	
3 254 799	3 013 537	3 356 118	5 334 377	5 007 801 <sup>c</sup>	265	239	240	425	413	C		
9 282	9 740	10 201	18 580	20 380 <sup>c</sup>	350	300	274	479	534	NC		
21 891	20 846	23 748	26 601	30 084 <sup>1</sup>	829	473	464	569	870	All	Ven	
21 197	20 369	22 897	25 942	29 803 <sup>c</sup>	806	463	449	556	864	C		
695	477	851	659	281 <sup>c</sup>	6 878	5 745	6 166	5 445	4 149	NC		
13 904	15 632	19 903	40 379	50 687 <sup>1</sup>	630	637	653	861	1 337	All	Ply	
7 609	10 203	12 588	22 975	20 417 <sup>c</sup>	503	582	510	682	1 132	C		
6 295	5 429	7 316	17 404	30 270 <sup>c</sup>	906	771	1 266	1 318	1 523	NC		
24 559	23 826				91	104				All	Logs	U.K.
21 087	19 658				81	100				C		
3 472	4 168				315	126				NC		
85 183	73 684				358	342				All	Sawn	
60 860	48 687				280	252				C		
24 323	24 998				1 195	1 120				NC		
4 784	4 440				2 534	1 967				All	Ven	
1 684	1 833				1 452	1 151				C		
3 099	2 607				4 260	3 918				NC		
46 871	44 140 <sup>1</sup>				593	522				All	Ply	
10 536	8 288 <sup>c</sup>				471	405				C		
36 336	35 852				642	559				NC		
<b>312 024</b>	<b>308 221</b>	<b>291 777</b>	<b>376 898</b>	<b>409 487</b>	<b>73</b>	<b>71</b>	<b>68</b>	<b>82</b>	<b>82</b>	<b>All</b>	<b>Logs</b>	
<b>281 542</b>	<b>277 945</b>	<b>261 569</b>	<b>345 316</b>	<b>376 574</b>	<b>71</b>	<b>69</b>	<b>67</b>	<b>81</b>	<b>81</b>	<b>C</b>		
<b>30 482</b>	<b>30 276</b>	<b>30 208</b>	<b>31 582</b>	<b>32 913</b>	<b>85</b>	<b>90</b>	<b>85</b>	<b>90</b>	<b>104</b>	<b>NC</b>		
<b>226 327</b>	<b>208 536</b>	<b>306 188</b>	<b>421 334</b>	<b>440 180</b>	<b>249</b>	<b>222</b>	<b>232</b>	<b>348</b>	<b>349</b>	<b>All</b>	<b>Sawn</b>	
<b>211 961</b>	<b>189 346</b>	<b>265 955</b>	<b>379 322</b>	<b>399 318</b>	<b>242</b>	<b>210</b>	<b>210</b>	<b>333</b>	<b>330</b>	<b>C</b>		
<b>14 366</b>	<b>19 191</b>	<b>40 233</b>	<b>42 012</b>	<b>40 862</b>	<b>422</b>	<b>488</b>	<b>706</b>	<b>597</b>	<b>809</b>	<b>NC</b>		
<b>6 864</b>	<b>4 368</b>	<b>7 962</b>	<b>10 229</b>	<b>10 359</b>	<b>3 061</b>	<b>4 617</b>	<b>3 103</b>	<b>5 535</b>	<b>5 967</b>	<b>All</b>	<b>Ven</b>	<b>Europe Non-EU</b>
<b>1 186</b>	<b>728</b>	<b>2 267</b>	<b>2 253</b>	<b>2 005</b>	<b>3 665</b>	<b>4 432</b>	<b>1 817</b>	<b>7 041</b>	<b>6 106</b>	<b>C</b>		
<b>5 678</b>	<b>3 640</b>	<b>5 695</b>	<b>7 975</b>	<b>8 355</b>	<b>2 959</b>	<b>4 656</b>	<b>4 321</b>	<b>5 219</b>	<b>5 934</b>	<b>NC</b>		
<b>27 709</b>	<b>27 686</b>	<b>77 310</b>	<b>95 038</b>	<b>97 576</b>	<b>1 444</b>	<b>1 382</b>	<b>680</b>	<b>923</b>	<b>1 294</b>	<b>All</b>	<b>Ply</b>	
<b>2 360</b>	<b>2 592</b>	<b>15 464</b>	<b>16 450</b>	<b>23 801</b>	<b>2 034</b>	<b>1 788</b>	<b>580</b>	<b>575</b>	<b>1 497</b>	<b>C</b>		
<b>25 349</b>	<b>25 093</b>	<b>61 846</b>	<b>78 588</b>	<b>73 775</b>	<b>1 406</b>	<b>1 351</b>	<b>710</b>	<b>1 057</b>	<b>1 240</b>	<b>NC</b>		
15 <sup>cb</sup>	0 <sup>cb</sup>	0 <sup>cb</sup>	0 <sup>x</sup>	0 <sup>x</sup>	648	--	--	--	--	All	Logs	Albania
15 <sup>cb</sup>	0 <sup>cb</sup>	0 <sup>cb</sup>	0 <sup>x</sup>	0 <sup>x</sup>	648	--	--	--	--	C		
0 <sup>cb</sup>	0 <sup>cb</sup>	0 <sup>cb</sup>	0 <sup>x</sup>	0 <sup>x</sup>	--	--	--	--	--	NC		
3 454 <sup>cb</sup>	3 207 <sup>cb</sup>	2 897 <sup>cb</sup>	3 213 <sup>1</sup>	3 038 <sup>1</sup>	308	379	412	251	238	All	Sawn	
742 <sup>cb</sup>	1 039 <sup>cb</sup>	1 056 <sup>cb</sup>	1 929 <sup>cb</sup>	1 748 <sup>cb</sup>	202	513	515	202	188	C		
2 712 <sup>cb</sup>	2 168 <sup>cb</sup>	1 840 <sup>cb</sup>	1 284 <sup>cb</sup>	1 289 <sup>cb</sup>	359	337	369	395	375	NC		
15 <sup>1</sup>	3 <sup>1</sup>	0 <sup>cb</sup>	4 <sup>1</sup>	23 <sup>1</sup>	392	1 431	--	1 628	624	All	Ven	
11 <sup>cb</sup>	1 <sup>cb</sup>	0 <sup>cb</sup>	0 <sup>x</sup>	17 <sup>cb</sup>	311	635	--	--	474	C		
3 <sup>cb</sup>	2 <sup>cb</sup>	0 <sup>cb</sup>	4 <sup>cb</sup>	6 <sup>cb</sup>	3 575	2 812	--	1 628	5 448	NC		
0 <sup>bl</sup>	81 <sup>1</sup>	31 <sup>1</sup>	4 <sup>1</sup>	0 <sup>cb</sup>	866	305	669	461	--	All	Ply	
0 <sup>bl</sup>	2 <sup>cb</sup>	0 <sup>cb</sup>	0 <sup>cb</sup>	0 <sup>cb</sup>	--	949	--	--	--	C		
0 <sup>cb</sup>	79 <sup>cb</sup>	31 <sup>cb</sup>	4 <sup>cb</sup>	0 <sup>cb</sup>	866	300	669	461	--	NC		
238 401 <sup>1</sup>	244 161 <sup>1</sup>	213 383	275 939	311 643 <sup>c</sup>	67	67	60	71	73	All	Logs	Norway
231 126 <sup>c</sup>	235 470	202 517	266 453	305 988 <sup>c</sup>	68	67	60	73	74	C		
7 275	8 691 <sup>c</sup>	10 866	9 485	5 655 <sup>c</sup>	54	56	52	47	46	NC		
170 633	152 090 <sup>c</sup>	166 202 <sup>1</sup>	235 501	253 357 <sup>1</sup>	251	215	193	335	290	All	Sawn	
166 850	145 534 <sup>c</sup>	164 720	229 943	251 423 <sup>c</sup>	247	209	193	331	291	C		
3 783	6 556 <sup>c</sup>	1 482 <sup>c</sup>	5 557	1 934 <sup>c</sup>	641	628	224	750	212	NC		
176 <sup>1</sup>	138 <sup>1</sup>	183 <sup>1</sup>	64 <sup>1</sup>	56 <sup>1</sup>	1 168	1 608	3 348	2 234	527	All	Ven	
22 <sup>c</sup>	23 <sup>c</sup>	5 <sup>cb</sup>	26 <sup>c</sup>	6 <sup>c</sup>	587	551	245	3 419	3 531	C		
154 <sup>c</sup>	115 <sup>c</sup>	178 <sup>c</sup>	38 <sup>c</sup>	51 <sup>c</sup>	1 360	2 591	5 039	1 812	481	NC		
20 757 <sup>1</sup>	21 264 <sup>1</sup>	25 924 <sup>1</sup>	38 190 <sup>1</sup>	39 122 <sup>1</sup>	1 396	1 322	1 048	1 174	1 274	All	Ply	
110 <sup>c</sup>	276 <sup>c</sup>	4 688 <sup>cb</sup>	7 602 <sup>cb</sup>	9 912 <sup>cb</sup>	261	355	1 282	1 409	1 614	C		
20 646 <sup>c</sup>	20 989 <sup>c</sup>	21 236 <sup>c</sup>	30 588 <sup>c</sup>	29 211 <sup>c</sup>	1 429	1 371	1 007	1 127	1 189	NC		

**Table 1-2-a. Trade of All Timber by ITTO Consumers - Value (1000\$ and \$/m<sup>3</sup>)**

Country	Product	Species	Imports Value (1000\$)					Imports Unit Value (\$/m <sup>3</sup> )				
			2018	2019	2020	2021	2022	2018	2019	2020	2021	2022
Switzerland	Logs	All	18 606	17 814	17 149	16 079	22 594 <sup>†</sup>	121	134	155	171	125
		C	10 734	9 058	7 882	8 094	15 082 <sup>‡</sup>	108	112	136	140	101
		NC	7 872	8 756	9 267	7 985	7 512 <sup>‡</sup>	146	167	177	221	238
	Sawn	All	202 011	183 872	194 598	187 150	238 838 <sup>†</sup>	539	522	553	555	672
		C	142 716	123 588	130 797	123 600	162 913 <sup>‡</sup>	429	403	427	422	541
		NC	59 295	60 284	63 801	63 550	75 925 <sup>‡</sup>	1 396	1 324	1 402	1 440	1 395
	Ven	All	20 446	20 229	21 409	18 923	21 612 <sup>†</sup>	4 409	3 963	4 194	4 360	5 725
		C	3 169	2 818	2 982	2 735	3 713 <sup>‡</sup>	4 363	3 103	3 284	3 337	4 262
		NC	17 277	17 411	18 427	16 188	17 899 <sup>‡</sup>	4 418	4 148	4 390	4 598	6 164
	Ply	All	208 452	196 654	198 859	204 213	262 612 <sup>†</sup>	1 040	998	1 004	1 031	1 177
		C	173 591	163 643	165 733	170 196	198 398 <sup>‡</sup>	1 004	962	973	999	1 067
		NC	34 861	33 010	33 125	34 017	64 214 <sup>‡</sup>	1 265	1 220	1 189	1 221	1 727
U.K.	Logs	All			117 382	120 740	129 442 <sup>†</sup>			133	189	162
		C			100 746	104 367	114 544 <sup>‡</sup>			125	182	154
		NC			16 635	16 372	14 898 <sup>‡</sup>			204	243	270
	Sawn	All			2 054 109 <sup>†</sup>	3 672 043	2 938 705 <sup>†</sup>			259	450	485
		C			1 690 263 <sup>‡</sup>	3 280 658	2 380 587 <sup>‡</sup>			229	430	440
		NC			363 846	391 386	558 118 <sup>‡</sup>			673	731	852
	Ven	All			28 398 <sup>†</sup>	24 852 <sup>†</sup>	41 745 <sup>†</sup>			1 095	1 940	5 956
		C			2 989 <sup>‡</sup>	2 505 <sup>‡</sup>	2 958 <sup>‡</sup>			1 352	798	4 608
		NC			25 408 <sup>‡</sup>	22 347 <sup>‡</sup>	38 787 <sup>‡</sup>			1 071	2 311	6 091
	Ply	All			550 335	816 288 <sup>†</sup>	870 969 <sup>†</sup>			404	501	792
		C			145 511	211 959 <sup>‡</sup>	244 841 <sup>‡</sup>			315	390	729
		NC			404 824	604 329	626 128 <sup>‡</sup>			450	557	820
U.S.A.	Logs	All	133 595	142 592	149 558	179 767	179 767	146	102	113	151	151
		C	102 668	113 479	127 930	154 011	154 011	236	118	143	171	171
		NC	30 927	29 113	21 628	25 756	25 756	65	66	51	89	89
	Sawn	All	7 187 788	6 162 089	8 430 723	14 232 990	14 495 450	198	235	306	488	499
		C	6 695 801	5 658 780	8 006 603	13 700 370	13 700 370	189	222	297	482	482
		NC	491 987	503 309	424 121	532 622	795 075	516	652	673	743	1 324
	Ven	All	433 278	357 255	332 094	487 561	572 629	1 394	1 443	1 359	1 298	1 446
		C	225 761	170 163	179 206	310 328	323 758	1 033	1 006	1 000	1 000	1 000
		NC	207 517	187 092	152 887	177 232	248 871	2 247	2 388	2 344	2 712	3 442
	Ply	All	3 264 654	2 718 598	2 888 690	4 476 880	4 889 964	597	560	553	715	905
		C	1 023 473	682 818	727 139	1 228 392	1 377 057	409	348	350	539	598
		NC	2 241 181	2 035 780	2 161 551	3 248 488	3 512 907	757	704	688	816	1 134
U.S.A.	Logs	All	133 595 <sup>†</sup>	142 592 <sup>†</sup>	149 558	179 767 <sup>†</sup>	179 767 <sup>‡</sup>	146	102	113	151	151
		C	102 668 <sup>‡</sup>	113 479 <sup>‡</sup>	127 930	154 011 <sup>‡</sup>	154 011 <sup>‡</sup>	236	118	143	171	171
		NC	30 927	29 113	21 628	25 756	25 756 <sup>‡</sup>	65	66	51	89	89
	Sawn	All	7 187 788	6 162 089 <sup>†</sup>	8 430 723 <sup>†</sup>	14 232 990 <sup>†</sup>	14 495 450 <sup>†</sup>	198	235	306	488	499
		C	6 695 801	5 658 780 <sup>‡</sup>	8 006 603 <sup>‡</sup>	13 700 370 <sup>‡</sup>	13 700 370 <sup>‡</sup>	189	222	297	482	482
		NC	491 987	503 309	424 121	532 622	795 075 <sup>‡</sup>	516	652	673	743	1 324
	Ven	All	433 278 <sup>†</sup>	357 255 <sup>†</sup>	332 094 <sup>†</sup>	487 561 <sup>†</sup>	572 629 <sup>†</sup>	1 394	1 443	1 359	1 298	1 446
		C	225 761 <sup>‡</sup>	170 163 <sup>‡</sup>	179 206 <sup>‡</sup>	310 328 <sup>‡</sup>	323 758 <sup>‡</sup>	1 033	1 006	1 000	1 000	1 000
		NC	207 517 <sup>‡</sup>	187 092 <sup>‡</sup>	152 887 <sup>‡</sup>	177 232	248 871 <sup>‡</sup>	2 247	2 388	2 344	2 712	3 442
	Ply	All	3 264 654	2 718 598 <sup>†</sup>	2 888 690 <sup>†</sup>	4 476 880 <sup>†</sup>	4 889 964 <sup>†</sup>	597	560	553	715	905
		C	1 023 473	682 818	727 139	1 228 392	1 377 057 <sup>‡</sup>	409	348	350	539	598
		NC	2 241 181	2 035 780 <sup>‡</sup>	2 161 551 <sup>‡</sup>	3 248 488 <sup>‡</sup>	3 512 907 <sup>‡</sup>	757	704	688	816	1 134
Consumers Total	Logs	All	17 227 997	14 832 237	13 325 497	18 021 386	15 262 915	137	123	107	141	141
		C	10 221 241	9 334 165	8 902 037	12 621 562	9 840 905	114	104	95	132	128
		NC	7 006 755	5 498 073	4 423 461	5 399 829	5 422 010	193	175	140	168	171
	Sawn	All	34 664 619	30 267 997	31 437 275	46 654 146	44 783 154	266	246	267	396	416
		C	25 220 622	22 449 793	24 418 306	38 732 661	35 936 780	226	210	238	382	394
		NC	9 443 999	7 818 205	7 018 971	7 921 487	8 846 369	506	478	461	483	531
	Ven	All	2 551 774	2 351 622	2 291 780	3 025 712	3 146 431	774	704	632	499	682
		C	508 680	427 465	413 752	625 222	629 420	606	574	559	579	709
		NC	2 043 093	1 924 157	1 878 029	2 400 490	2 517 011	832	742	651	482	675
	Ply	All	11 673 149	10 307 300	10 038 890	14 113 755	15 331 090	590	557	551	668	837
		C	2 989 904	2 401 927	2 436 061	3 521 489	4 172 537	466	433	424	561	677
		NC	8 683 245	7 905 373	7 602 829	10 592 267	11 158 553	650	610	609	713	918
Total	All	66 117 539	57 759 157	57 093 442	81 814 998	78 523 591	--	--	--	--	--	
	C	38 940 447	34 613 350	36 170 156	55 500 933	50 579 641	--	--	--	--	--	
	NC	27 177 093	23 145 808	20 923 290	26 314 073	27 943 943	--	--	--	--	--	
ITTO Total	Logs	All	19 138 902	16 659 867	14 694 232	20 332 212	17 682 465	143	129	112	150	152
		C	10 445 917	9 649 287	9 103 054	13 074 466	10 298 131	114	105	96	132	129
		NC	8 692 983	7 010 579	5 591 179	7 257 751	7 384 334	205	188	154	196	201
	Sawn	All	37 856 714	33 791 388	34 550 282	50 603 884	48 837 226	273	254	274	394	414
		C	26 356 753	23 701 042	25 553 339	40 674 072	37 993 732	227	211	238	376	390
		NC	11 499 963	10 090 346	8 996 945	9 929 815	10 843 488	508	489	475	491	528
	Ven	All	3 276 660	3 185 215	3 024 237	4 155 827	4 192 404	795	746	685	580	742
		C	631 868	567 552	509 918	767 019	761 807	625	597	584	594	702
		NC	2 644 792	2 617 663	2 514 318	3 388 808	3 430 597	850	789	710	576	751
	Ply	All	13 765 451	12 182 033	11 887 440	16 468 115	17 568 769	566	527	524	630	772
		C	3 553 829	2 820 720	2 854 945	3 997 668	4 709 263	455	415	413	534	650
		NC	10 211 622	9 361 314	9 032 495	12 470 448	12 859 506	619	574	572	669	828
Total	All	74 037 726	65 818 503	64 156 191	91 560 038	88 280 864	--	--	--	--	--	
	C	40 988 368	36 738 601	38 021 257	58 513 225	53 762 934	--	--	--	--	--	
	NC	33 049 359	29 079 902	26 134 938	33 046 822	34 517 924	--	--	--	--	--	

Exports Value (1000\$)					Exports Unit Value (\$/m <sup>3</sup> )					Species	Product	Country	
2018	2019	2020	2021	2022	2018	2019	2020	2021	2022				
73 607	64 060 <sup>1</sup>	56 225 <sup>1</sup>	59 917 <sup>1</sup>	64 514 <sup>1</sup>	98	92	99	105	114	All	Logs	Switzerland	
50 401	42 475 <sup>ch</sup>	39 623	40 744 <sup>c</sup>	39 305 <sup>c</sup>	95	82	92	96	103	C			
23 207	21 585 <sup>c</sup>	16 602 <sup>c</sup>	19 173 <sup>c</sup>	25 209 <sup>c</sup>	105	121	121	133	138	NC			
52 241	53 239	56 345	50 315	73 017 <sup>1</sup>	239	239	253	231	416	All	Sawn		
44 369	42 773	45 268	43 971	63 831 <sup>c</sup>	224	213	226	223	415	C			
7 872	10 467	11 077	6 344	9 185 <sup>c</sup>	382	467	494	310	425	NC			
6 673 <sup>1</sup>	4 227	4 474	5 578	4 224 <sup>1</sup>	3 248	4 927	5 214	3 878	5 069	All	Ven		
1 153 <sup>c</sup>	704	746	1 203	1 094 <sup>c</sup>	4 616	5 796	6 134	4 548	6 135	C			
5 521	3 522	3 728	4 375	3 130 <sup>c</sup>	3 059	4 783	5 062	3 727	4 778	NC			
6 952	6 340	6 710	5 360	8 714 <sup>1</sup>	1 608	1 725	1 825	1 656	2 200	All	Ply		
2 249	2 315	2 450	2 078	4 800 <sup>c</sup>	3 055	3 447	3 649	2 646	3 174	C			
4 703	4 026	4 260	3 281	3 914 <sup>c</sup>	1 311	1 340	1 418	1 338	1 599	NC			
		22 169	41 042	33 330 <sup>1</sup>			151	243	227	All	Logs		U.K.
		19 429	38 119	31 280 <sup>ch</sup>			142	231	230	C			
		2 740	2 923	2 050 <sup>c</sup>			296	665	194	NC			
		80 744	132 306	110 769 <sup>1</sup>			350	478	553	All	Sawn		
		54 911	103 478	82 316 <sup>c</sup>			264	436	447	C			
		25 833	28 827	28 453 <sup>c</sup>			1 125	735	1 741	NC			
		3 305	4 582	6 056 <sup>1</sup>			1 999	12 111	7 977	All	Ven		
		1 516	1 024	888 <sup>c</sup>			1 370	21 381	7 863	C			
		1 789	3 558	5 168 <sup>c</sup>			3 274	10 767	7 997	NC			
		44 644 <sup>1</sup>	51 485 <sup>1</sup>	49 740 <sup>1</sup>			523	767	1 221	All	Ply		
		8 326 <sup>c</sup>	6 770 <sup>c</sup>	9 089 <sup>c</sup>			373	302	1 102	C			
		36 319	44 715	40 651 <sup>c</sup>			577	1 000	1 252	NC			
2 431 097	1 675 994	1 626 489	2 148 401	2 053 942	198	202	221	228	296	All	Logs	U.S.A.	
1 542 160	1 006 510	994 971	1 316 788	1 150 131	157	158	177	181	221	C			
888 937	669 485	631 518	831 613	903 811	363	352	362	390	524	NC			
3 471 183	2 977 536	2 719 294	3 559 310	3 533 060	520	431	436	491	1 131	All	Sawn		
816 942	921 871	806 376	1 231 043	1 144 714	371	288	296	346	960	C			
2 654 241	2 055 665	1 912 917	2 328 267	2 388 346	594	554	545	630	1 237	NC			
338 099	301 825	278 822	360 099	396 465	1 169	1 178	1 294	1 283	2 637	All	Ven		
45 926	37 445	24 174	37 424	40 134	495	456	458	462	890	C			
292 173	264 379	254 648	322 675	356 332	1 487	1 517	1 565	1 616	3 385	NC			
330 751	244 135	221 287	363 164	363 164	473	439	419	479	479	All	Ply		
192 447	136 631	132 706	233 440	233 440	411	374	367	432	432	C			
138 304	107 504	88 580	129 723	129 723	598	564	531	594	594	NC			
2 431 097	1 675 994 <sup>1</sup>	1 626 489	2 148 401	2 053 942 <sup>1</sup>	198	202	221	228	296	All	Logs		U.S.A.
1 542 160	1 006 510 <sup>c</sup>	994 971	1 316 788	1 150 131 <sup>ch</sup>	157	158	177	181	221	C			
888 937	669 485 <sup>c</sup>	631 518	831 613	903 811 <sup>c</sup>	363	352	362	390	524	NC			
3 471 183 <sup>1</sup>	2 977 536	2 719 294	3 559 310	3 533 060 <sup>1</sup>	520	431	436	491	1 131	All	Sawn		
816 942 <sup>ch</sup>	921 871	806 376	1 231 043	1 144 714 <sup>c</sup>	371	288	296	346	960	C			
2 654 241	2 055 665	1 912 917	2 328 267	2 388 346 <sup>c</sup>	594	554	545	630	1 237	NC			
338 099 <sup>es</sup>	301 825 <sup>es</sup>	278 822	360 099	396 465 <sup>1</sup>	1 169	1 178	1 294	1 283	2 637	All	Ven		
45 926 <sup>es</sup>	37 445 <sup>es</sup>	24 174	37 424	40 134 <sup>ch</sup>	495	456	458	462	890	C			
292 173 <sup>es</sup>	264 379 <sup>es</sup>	254 648	322 675	356 332 <sup>c</sup>	1 487	1 517	1 565	1 616	3 385	NC			
330 751	244 135	221 287	363 164	363 164 <sup>x</sup>	473	439	419	479	479	All	Ply		
192 447	136 631	132 706	233 440	233 440 <sup>x</sup>	411	374	367	432	432	C			
138 304	107 504	88 580	129 723	129 723 <sup>x</sup>	598	564	531	594	594	NC			
10 710 877	9 448 261	8 942 031	11 321 408	10 960 688	115	98	91	118	115	All	Logs	Consumers Total	
8 025 797	7 247 794	6 992 680	8 852 247	8 013 088	107	92	85	111	105	C			
2 685 079	2 200 468	1 949 351	2 469 161	2 947 599	146	129	126	152	158	NC			
20 385 080	18 305 405	18 739 352	28 958 398	27 571 450	298	263	265	395	418	All	Sawn		
14 685 548	13 591 643	14 221 319	23 172 381	21 489 244	252	225	230	368	376	C			
5 699 532	4 713 761	4 518 033	5 786 018	6 082 208	555	507	508	565	684	NC			
2 091 446	2 101 170	2 014 349	2 689 093	2 682 931	1 241	1 222	1 277	1 386	1 644	All	Ven		
215 134	201 226	164 511	208 316	217 364	572	564	571	630	805	C			
1 876 312	1 899 943	1 849 837	2 480 778	2 465 567	1 432	1 394	1 435	1 542	1 810	NC			
9 578 355	8 204 685	7 789 716	10 439 171	10 729 277	638	604	592	653	765	All	Ply		
1 953 814	1 646 360	1 642 037	2 223 532	2 582 595	539	534	516	557	735	C			
7 624 541	6 558 325	6 147 679	8 215 638	8 146 681	669	624	616	685	775	NC			
42 765 758	38 059 522	37 485 448	53 408 070	51 944 346	--	--	--	--	--	All	Total		
24 880 294	22 687 024	23 020 547	34 456 475	32 302 291	--	--	--	--	--	C			
17 885 464	15 372 497	14 464 900	18 951 595	19 642 055	--	--	--	--	--	NC			
14 093 800	12 358 327	11 047 420	13 944 222	13 539 374	134	115	103	131	129	All	Logs	ITTO Total	
8 065 615	7 302 674	7 034 320	8 933 707	8 064 295	108	92	85	110	105	C			
6 028 184	5 055 654	4 013 101	5 010 515	5 475 078	200	182	165	195	191	NC			
26 154 401	23 129 551	23 185 225	33 927 200	32 670 191	313	277	279	389	414	All	Sawn		
15 297 523	13 999 148	14 765 228	24 054 534	22 400 347	249	221	230	360	372	C			
10 856 879	9 130 401	8 419 997	9 872 666	10 269 847	495	454	443	483	550	NC			
2 799 106	2 829 889	2 624 763	3 533 429	3 488 450	845	802	735	617	819	All	Ven		
272 778	253 645	218 708	270 411	281 907	534	526	487	560	693	C			
2 526 328	2 576 244	2 406 055	3 263 018	3 206 543	902	845	771	622	832	NC			
14 431 691	12 793 523	12 055 176	16 602 844	16 897 933	575	553	535	619	718	All	Ply		
2 961 881	2 625 041	2 460 250	3 597 051	3 806 497	415	426	410	512	604	C			
11 469 810	10 168 482	9 594 925	13 005 791	13 091 435	638	600	581	658	760	NC			
57 478 999	51 111 289	48 912 584	68 007 695	66 595 948	--	--	--	--	--	All	Total		
26 597 797	24 180 508	24 478 505	36 855 704	34 553 046	--	--	--	--	--	C			
30 881 202	26 930 780	24 434 078	31 151 990	32 042 902	--	--	--	--	--	NC			

**Table 1-2-a. Trade of All Timber by ITTO Consumers - Value (1000\$ and \$/m<sup>3</sup>)**

Country	Product	Species	Imports Value (1000\$)					Imports Unit Value (\$/m <sup>3</sup> )				
			2018	2019	2020	2021	2022	2018	2019	2020	2021	2022
Rest of the world	Logs	All	776 815	688 581	555 350	648 872	704 464	102	98	86	95	104
		C	391 338	422 283	346 197	380 044	385 945	75	85	72	78	81
		NC	385 476	266 298	209 152	268 828	318 519	163	129	127	136	155
	Sawn	All	5 986 719	5 361 543	4 743 584	6 496 249	5 820 264	245	228	218	269	282
		C	4 386 372	3 840 428	3 469 332	4 930 472	4 265 945	209	194	189	240	248
		NC	1 600 347	1 521 115	1 274 251	1 565 776	1 554 319	463	412	381	435	446
	Ven	All	511 446	453 043	436 724	522 066	556 135	1 318	1 408	1 227	1 245	1 494
		C	68 627	51 943	50 794	67 229	44 408	724	902	637	681	846
		NC	442 819	401 100	385 929	454 837	511 728	1 510	1 518	1 397	1 419	1 600
	Ply	All	3 146 665	2 711 804	2 528 865	3 403 775	3 122 980	438	405	383	451	493
		C	648 488	521 145	422 222	577 475	696 548	356	319	337	415	456
		NC	2 498 177	2 190 659	2 106 643	2 826 300	2 426 432	465	433	394	459	504
Total	All	10 421 644	9 214 970	8 264 523	11 070 962	10 203 843	--	--	--	--	--	
	C	5 494 825	4 835 799	4 288 546	5 955 220	5 392 846	--	--	--	--	--	
	NC	4 926 819	4 379 171	3 975 976	5 115 741	4 810 997	--	--	--	--	--	
World	Logs	All	19 915 716	17 348 448	15 249 582	20 981 084	18 386 929	141	128	111	147	149
		C	10 837 256	10 071 570	9 449 252	13 454 510	10 684 076	112	104	95	130	126
		NC	9 078 459	7 276 877	5 800 331	7 526 579	7 702 853	203	185	152	193	199
	Sawn	All	43 843 433	39 152 931	39 293 866	57 100 133	54 657 490	269	250	265	374	394
		C	30 743 125	27 541 470	29 022 671	45 604 544	42 259 677	224	208	231	354	368
		NC	13 100 310	11 611 461	10 271 196	11 495 591	12 397 807	502	477	461	482	516
	Ven	All	3 788 106	3 638 257	3 460 961	4 677 892	4 748 540	840	792	726	616	788
		C	700 495	619 494	560 713	834 248	806 215	633	614	588	600	708
		NC	3 087 610	3 018 762	2 900 248	3 843 645	3 942 324	907	843	760	620	807
	Ply	All	16 912 116	14 893 837	14 416 305	19 871 890	20 691 749	537	500	492	590	711
		C	4 202 317	3 341 865	3 277 168	4 575 143	5 405 811	436	397	401	515	616
		NC	12 709 799	11 551 973	11 139 138	15 296 748	15 285 938	581	540	527	617	752
	Total	All	84 459 371	75 033 473	72 420 713	102 631 000	98 484 707	--	--	--	--	--
		C	46 483 193	41 574 400	42 309 803	64 468 444	59 155 780	--	--	--	--	--
		NC	37 976 178	33 459 073	30 110 913	38 162 563	39 328 922	--	--	--	--	--

Exports Value (1000\$)					Exports Unit Value (\$/m <sup>3</sup> )					Species	Product	Country
2018	2019	2020	2021	2022	2018	2019	2020	2021	2022			
4 369 737	3 227 526	2 480 592	3 208 914	2 270 937	119	111	88	109	126	All	Logs	
1 998 950	1 591 323	1 192 939	1 694 870	999 526	92	90	76	97	96	C		
2 370 786	1 636 204	1 287 653	1 514 044	1 271 411	157	143	104	127	166	NC		
16 028 130	13 813 360	14 831 480	23 604 430	21 838 480	209	181	205	326	380	All	Sawn	
14 453 690	12 361 870	13 589 800	21 941 480	20 003 500	201	173	199	325	372	C		
1 574 438	1 451 487	1 241 684	1 662 948	1 834 971	341	323	301	339	491	NC		
849 240	790 636	747 831	1 064 670	1 162 724	685	658	697	769	841	All	Ven	Rest of the world
382 635	314 499	284 899	440 809	429 380	535	499	557	644	645	C		
466 605	476 137	462 933	623 861	733 344	890	833	824	890	1 023	NC		
2 710 857	2 479 123	2 365 839	3 655 517	2 085 821	479	423	438	610	643	All	Ply	
816 864	670 048	641 865	910 883	1 108 613	419	386	404	536	547	C		
1 893 992	1 809 075	1 723 973	2 744 634	977 208	510	439	452	639	805	NC		
23 957 964	20 310 645	20 425 742	31 533 531	27 357 962	--	--	--	--	--	All	Total	
17 652 139	14 937 740	15 709 503	24 988 042	22 541 019	--	--	--	--	--	C		
6 305 821	5 372 903	4 716 243	6 545 487	4 816 934	--	--	--	--	--	NC		
18 463 537	15 585 853	13 528 012	17 153 136	15 810 311	130	114	100	126	128	All	Logs	
10 064 565	8 893 997	8 227 259	10 628 577	9 063 820	104	92	83	108	104	C		
8 398 970	6 691 858	5 300 754	6 524 559	6 746 489	186	170	145	173	185	NC		
42 182 531	36 942 911	38 016 705	57 531 630	54 508 671	263	231	244	360	400	All	Sawn	
29 751 213	26 361 018	28 355 028	45 996 014	42 403 847	223	195	214	342	372	C		
12 431 317	10 581 888	9 661 681	11 535 614	12 104 818	469	430	418	455	540	NC		
3 648 346	3 620 525	3 372 594	4 598 099	4 651 174	802	765	727	646	824	All	Ven	World
655 413	568 144	503 606	711 220	711 287	534	511	525	609	663	C		
2 992 933	3 052 381	2 868 988	3 886 879	3 939 887	900	843	779	654	862	NC		
17 142 548	15 272 646	14 421 015	20 258 361	18 983 754	557	527	516	618	709	All	Ply	
3 778 746	3 295 089	3 102 115	4 507 934	4 915 110	416	417	409	516	590	C		
13 363 802	11 977 557	11 318 898	15 750 425	14 068 642	616	568	557	654	763	NC		
81 436 963	71 421 934	69 338 326	99 541 226	93 953 910	--	--	--	--	--	All	Total	
44 249 936	39 118 248	40 188 008	61 843 745	57 094 065	--	--	--	--	--	C		
37 187 023	32 303 684	29 150 321	37 697 477	36 859 836	--	--	--	--	--	NC		

**Table 1-2-b. Trade of Tropical Timber by ITTO Consumers - Value (1000\$ and \$/m<sup>3</sup>)**

Country	Product	Imports Value (1000\$)					Imports Unit Value (\$/m <sup>3</sup> )				
		2018	2019	2020	2021	2022	2018	2019	2020	2021	2022
Asia-Pacific	Logs	3 751 964	2 850 509	2 059 544	2 360 518	1 950 884	316	284	230	289	303
	Sawn	2 983 462	2 405 438	2 241 304	2 065 257	2 184 381	410	372	324	325	324
	Ven	216 964	209 550	224 124	341 336	323 490	238	188	159	108	143
	Ply	2 391 552	1 858 504	1 465 209	1 857 278	2 310 029	692	610	532	647	849
Australia	Logs	1 075	2 545	631	795	1 080	967	682	697	710	1 201
	Sawn	32 265 c	20 142	18 540	16 893	17 212	988	970	895	979	1 025
	Ven	2 095	1 000	2 064 c	2 472 c	3 363 c	1 325	1 070	1 860	2 207	2 150
	Ply	88 244 c	70 504	73 611 c	87 308 c	75 924 c	815	862	837	767	916
China	Logs	3 589 488 c	2 689 591 c	1 965 049 c	2 287 237 c	1 872 540 c	317	280	229	289	303
	Sawn	2 691 828 c	2 129 600 c	2 029 720 c	1 820 672 c	1 903 500 c	393	352	308	304	300
	Ven	94 631 c	118 982 c	151 128 c	254 342 c	216 955 c	130	123	117	84	103
	Ply	33 577 c	26 496 c	27 933 c	24 662 c	22 962 c	567	636	609	710	851
(Hong Kong S.A.R.)	Logs	2 466 c	30 433 c	515 c	112 c	578 c	3 266	19 917	1 494	368	745
	Sawn	8 426 c	5 385 c	2 015 c <sup>ca</sup>	5 781 c <sup>ca</sup>	18 256 c	760	598	450	510	1 328
	Ven	400 c	596 c	282 c	351 c	1 955 c	2 693	2 680	3 750	4 780	12 782
	Ply	32 076 c	17 657 c <sup>ca</sup>	14 206 c <sup>ca</sup>	13 068 c <sup>ca</sup>	22 689 c <sup>ca</sup>	744	505	461	510	603
(Macao S.A.R.)	Logs	0 c	0 c	0 c	0 c	0 c <sup>ca</sup>	--	--	--	--	--
	Sawn	697 c <sup>ca</sup>	666 c <sup>ca</sup>	406 c <sup>ca</sup>	338 c <sup>ca</sup>	263 c <sup>ca</sup>	557	589	456	223	361
	Ven	0 c	0 c <sup>ca</sup>	13 c <sup>ca</sup>	0 c <sup>ca</sup>	0 c <sup>ca</sup>	--	--	14 398	--	--
	Ply	7 994 c <sup>ca</sup>	7 553 c <sup>ca</sup>	4 323 c <sup>ca</sup>	4 802 c <sup>ca</sup>	2 270 c <sup>ca</sup>	543	493	384	394	271
(Taiwan Province of China)	Logs	70 487 c	50 132 c	40 578 c	37 570 c	36 643 c	255	260	228	299	278
	Sawn	80 377 c	81 269 c	61 980 c	86 079 c	96 490 c	436	436	428	477	487
	Ven	49 916 c	39 502 c	33 896 c	33 002 c	33 489 c	520	471	474	521	571
	Ply	140 702 c	156 453 c	151 232 c	123 374 c	132 496 c	512	517	464	510	647
Japan	Logs	53 912 c	47 094 c	27 447 c	11 051 c	15 094 c	334	320	315	395	434
	Sawn	87 425 c	82 950 c	57 905 c	58 275 c	69 316 c	840	862	832	846	861
	Ven	29 696 c	28 120 c	17 402 c	22 731 c	27 235 c	1 513	1 458	1 370	1 481	1 736
	Ply	1 436 661 c	1 046 310	823 108	1 048 275	1 498 778 c	724	582	529	603	905
Korea, Rep. of	Logs	34 167 c	28 459 c	25 306 c	23 745 c	24 935 c	383	405	244	244	265
	Sawn	62 544 c	66 598 c	51 429	53 068	53 068	830	828	732	809	809
	Ven	39 881 c	21 168 c	19 326 c	28 416 c	40 409 c	582	518	529	517	526
	Ply	646 336 c	529 282 c	365 593 c <sup>ca</sup>	545 988	545 108	670	693	532	788	788
New Zealand	Logs	368 c	2 255 c <sup>ca</sup>	18	8	14 c	659	550	913	120	216
	Sawn	19 901 c	18 828 c	19 310 c	24 152 c	26 276 c	1 254	1 184	1 227	1 226	1 408
	Ven	345 c <sup>ca</sup>	183 c <sup>ca</sup>	13 c	23 c <sup>ca</sup>	85 c	1 881	2 152	2 037	4 239	3 372
	Ply	5 962 c <sup>ca</sup>	4 250 c	5 202 c	9 802 c	9 802 c	904	561	648	807	807
EU 28 (to 2019)	Logs	113 545	106 757				520	408			
	Sawn	933 013	937 241				879	795			
	Ven	313 636	296 713				1 225	1 218			
	Ply	720 434	673 941				699	674			
EU 27 (from 2020)	Logs			80 890	173 781	232 085			256	183	152
	Sawn			814 879	923 814	1 103 319			766	890	857
	Ven			286 846	356 389	332 694			1 206	1 228	1 313
	Ply			470 381	609 463	774 106			865	998	1 166
Austria	Logs	491 c	210 c	124	117	90 c	565	208	4 753	2 160	1 365
	Sawn	7 155 c	5 381	4 980	6 533	6 335 c	906	1 050	1 056	1 278	1 780
	Ven	3 522	2 933	2 554	2 640	3 299 c	1 538	1 691	1 765	2 233	2 968
	Ply	7 207 c	8 318 c	9 652 c	19 016 c	33 856 c	725	753	1 211	1 198	1 391
Belgium	Logs	24 721 c	22 101 c <sup>ca</sup>	9 333 c <sup>ca</sup>	14 601 c <sup>ca</sup>	14 601 c	489	417	317	296	296
	Sawn	253 513 c	157 716 c	151 989 c	207 691 c <sup>ca</sup>	362 832 c	929	676	478	727	738
	Ven	9 163 c	7 549 c	5 598 c	8 010 c	12 289 c	1 499	1 152	1 453	1 510	1 549
	Ply	53 543 c <sup>ca</sup>	37 477 c <sup>ca</sup>	37 316 c <sup>ca</sup>	46 918 c <sup>ca</sup>	52 014 c <sup>ca</sup>	591	459	593	622	1 322
Bulgaria	Logs	33	68 c	1	0 c	48 c	1 578	501	1 006	--	1 333
	Sawn	421	516	557	844	1 318 c	896	920	844	1 225	1 552
	Ven	1 580 c	709	397	672	492 c	4 837	6 166	6 301	2 518	5 852
	Ply	669 c	1 656	772	1 535	504 c	818	739	671	891	1 108
Croatia	Logs	1 c	12 c	9	11	152 c	147	193	66	337	114
	Sawn	5 460 c	6 582 c	2 617	1 679	1 280 c	2 380	489	1 914	1 357	1 022
	Ven	256	732	429	264	60 c	2 370	6 077	9 203	11 715	5 769
	Ply	808	896 c	765	986	2 723 c	1 087	748	1 204	1 047	1 193
Cyprus	Logs	268 c	830	377	380	318 c	969	1 033	855	1 230	1 000
	Sawn	2 146	3 054 c	1 380	1 944	2 590 c	934	545	556	829	1 003
	Ven	88 c	217 c	153	22	43 c	5 704	5 426	3 114	2 715	5 564
	Ply	1 056	852	867	1 035	3 169 c	850	815	1 002	1 305	1 218
Czech Republic	Logs	277 c	259 c	189 c	284 c	269 c	465	460	392	608	674
	Sawn	17 338 c <sup>ca</sup>	16 028 c <sup>ca</sup>	15 412 c <sup>ca</sup>	13 324 c <sup>ca</sup>	11 229 c <sup>ca</sup>	1 120	1 048	1 208	1 085	1 385
	Ven	2 390	907	822	822 c	822 c	773	732	702	702	702
	Ply	4 405	4 176	1 357 c	4 095 c	9 001 c	583	522	345	384	349
Denmark	Logs	2 281 c	1 501 c	1 826 c	1 017 c <sup>ca</sup>	95 c <sup>ca</sup>	650	601	587	283	143
	Sawn	42 820 c	43 091 c	68 184 c	49 637 c <sup>ca</sup>	54 782 c	907	504	742	1 013	1 384
	Ven	33 988 c	34 699 c	26 553 c	19 411 c	13 855 c	1 911	1 791	1 837	1 987	1 730
	Ply	4 762 c <sup>ca</sup>	2 483 c <sup>ca</sup>	1 980 c <sup>ca</sup>	2 039 c <sup>ca</sup>	3 767 c <sup>ca</sup>	570	670	619	821	1 024



Exports Value (1000\$)					Exports Unit Value (\$/m <sup>3</sup> )					Product	Country
2018	2019	2020	2021	2022	2018	2019	2020	2021	2022		
<b>49 678</b>	<b>41 489</b>	<b>31 398</b>	<b>6 511</b>	<b>21 213</b>	<b>303</b>	<b>257</b>	<b>284</b>	<b>384</b>	<b>320</b>	Logs	Asia-Pacific
<b>22 865</b>	<b>17 333</b>	<b>10 837</b>	<b>15 680</b>	<b>11 653</b>	<b>855</b>	<b>1 096</b>	<b>938</b>	<b>686</b>	<b>1 094</b>	Sawn	
<b>33 093</b>	<b>33 501</b>	<b>22 244</b>	<b>42 968</b>	<b>29 139</b>	<b>1 996</b>	<b>1 636</b>	<b>1 471</b>	<b>1 662</b>	<b>1 592</b>	Ven	
<b>415 635</b>	<b>324 740</b>	<b>271 265</b>	<b>321 577</b>	<b>295 790</b>	<b>598</b>	<b>510</b>	<b>487</b>	<b>558</b>	<b>592</b>	Ply	
21 697 <sup>CB</sup>	24 149 <sup>CB</sup>	19 929 <sup>CB</sup>	291 <sup>C</sup>	49 <sup>C</sup>	269	245	246	343	329	Logs	Australia
2 761 <sup>CB</sup>	1 877 <sup>CB</sup>	1 828 <sup>CB</sup>	1 620 <sup>CB</sup>	1 319 <sup>C</sup>	586	1 016	640	441	1 373	Sawn	
190 <sup>CB</sup>	171 <sup>CB</sup>	156 <sup>C</sup>	67 <sup>C</sup>	42 <sup>C</sup>	1 358	2 461	5 510	5 336	7 807	Ven	
175 <sup>CB</sup>	50 <sup>CB</sup>	17 <sup>C</sup>	315 <sup>CB</sup>	120 <sup>CB</sup>	618	776	1 655	675	692	Ply	
20 637 <sup>C</sup>	12 906 <sup>C</sup>	5 672 <sup>C</sup>	3 706 <sup>C</sup>	20 203 <sup>C</sup>	271	250	225	310	309	Logs	China
3 207 <sup>C</sup>	3 556 <sup>C</sup>	2 789 <sup>C</sup>	6 294 <sup>C</sup>	3 543 <sup>C</sup>	691	537	520	471	617	Sawn	
25 922 <sup>C</sup>	24 202 <sup>C</sup>	17 277 <sup>C</sup>	35 713 <sup>C</sup>	22 772 <sup>C</sup>	1 752	1 394	1 303	1 757	1 996	Ven	
372 985 <sup>C</sup>	287 596 <sup>C</sup>	242 101 <sup>C</sup>	289 758 <sup>C</sup>	271 825 <sup>C</sup>	554	466	447	516	557	Ply	
2 477 <sup>C</sup>	2 283 <sup>CB</sup>	4 332 <sup>CB</sup>	1 107 <sup>CB</sup>	513 <sup>CB</sup>	1 024	256	1 373	354	1 563	Logs	(Hong Kong S.A.R.)
5 566 <sup>C</sup>	3 455 <sup>C</sup>	736 <sup>C</sup>	442 <sup>C</sup>	80 <sup>C</sup>	615	894	629	271	1 705	Sawn	
3 342 <sup>C</sup>	4 736 <sup>C</sup>	1 484 <sup>CB</sup>	3 405 <sup>CB</sup>	4 649 <sup>CB</sup>	4 181	4 780	1 193	702	702	Ven	
5 042 <sup>C</sup>	4 062 <sup>C</sup>	2 475 <sup>C</sup>	2 558 <sup>C</sup>	1 789 <sup>C</sup>	1 018	970	972	1 118	1 157	Ply	
0 <sup>I</sup>	27 <sup>CB</sup>	0 <sup>CB</sup>	0 <sup>CB</sup>	0 <sup>CB</sup>	--	473	--	--	--	Logs	(Macao S.A.R.)
27 <sup>CB</sup>	0 <sup>C</sup>	0 <sup>CB</sup>	0 <sup>CB</sup>	0 <sup>CB</sup>	1 515	--	--	--	--	Sawn	
0 <sup>I</sup>	0 <sup>C</sup>	0 <sup>CB</sup>	0 <sup>CB</sup>	0 <sup>CB</sup>	--	--	--	--	--	Ven	
6 <sup>CB</sup>	6 <sup>CB</sup>	0 <sup>CB</sup>	17 <sup>C</sup>	0 <sup>CB</sup>	6 360	551	809	213	--	Ply	
4 275 <sup>C</sup>	1 791 <sup>C</sup>	1 342 <sup>C</sup>	1 178 <sup>C</sup>	240 <sup>C</sup>	1 552	1 503	1 148	1 639	1 285	Logs	(Taiwan Province of China)
9 851 <sup>C</sup>	7 065 <sup>C</sup>	4 697 <sup>C</sup>	5 576 <sup>C</sup>	6 062 <sup>C</sup>	1 367	2 938	2 919	2 799	1 756	Sawn	
2 622 <sup>CB</sup>	3 510 <sup>CB</sup>	2 351 <sup>C</sup>	3 019 <sup>C</sup>	917 <sup>C</sup>	3 396	1 762	5 245	4 875	4 209	Ven	
33 679 <sup>C</sup>	28 774 <sup>C</sup>	22 366 <sup>C</sup>	24 792 <sup>C</sup>	17 645 <sup>C</sup>	2 568	2 457	2 499	2 988	3 350	Ply	
491 <sup>CB</sup>	292 <sup>CB</sup>	123 <sup>CB</sup>	229 <sup>CB</sup>	194 <sup>CB</sup>	306	478	634	775	702	Logs	Japan
716	877	358	199	199	1 248	1 165	1 115	869	869	Sawn	
902	750	839	761	749 <sup>C</sup>	16 114	18 368	22 069	19 265	16 923	Ven	
3 321	3 879	4 034 <sup>C</sup>	3 811 <sup>C</sup>	1 925 <sup>C</sup>	1 248	1 293	985	1 139	1 084	Ply	
101 <sup>C</sup>	41 <sup>C</sup>	0 <sup>C</sup>	0 <sup>C</sup>	14 <sup>C</sup>	603	458	--	--	747	Logs	Korea, Rep. of
460 <sup>C</sup>	187 <sup>C</sup>	280	632	341 <sup>C</sup>	1 364	1 208	2 227	2 469	2 385	Sawn	
112 <sup>C</sup>	104 <sup>C</sup>	136 <sup>C</sup>	3 <sup>CB</sup>	10 <sup>CB</sup>	5 025	4 953	1 323	9 975	1 773	Ven	
142 <sup>C</sup>	351 <sup>C</sup>	251	312	2 386 <sup>C</sup>	1 015	968	2 424	1 056	1 073	Ply	
0 <sup>C</sup>	0 <sup>C</sup>	0 <sup>CB</sup>	0 <sup>CB</sup>	0 <sup>X</sup>	--	--	--	--	--	Logs	New Zealand
276 <sup>C</sup>	317 <sup>C</sup>	149	918	109 <sup>C</sup>	1 389	1 773	1 367	539	1 414	Sawn	
2 <sup>C</sup>	26 <sup>C</sup>	0 <sup>C</sup>	0 <sup>C</sup>	0 <sup>X</sup>	5 139	4 265	--	--	--	Ven	
285 <sup>C</sup>	23 <sup>C</sup>	22 <sup>C</sup>	14 <sup>C</sup>	100 <sup>C</sup>	552	561	534	223	183	Ply	
<b>40 061</b>	<b>23 157</b>				<b>568</b>	<b>462</b>				Logs	EU 28 (to 2019)
<b>410 199</b>	<b>295 409</b>				<b>1 272</b>	<b>949</b>				Sawn	
<b>106 587</b>	<b>106 571</b>				<b>3 270</b>	<b>2 748</b>				Ven	
<b>432 156</b>	<b>408 730</b>				<b>973</b>	<b>866</b>				Ply	
		<b>32 617</b>	<b>22 671</b>	<b>20 113</b>			<b>576</b>	<b>513</b>	<b>466</b>	Logs	EU 27 (from 2020)
		<b>272 335</b>	<b>363 425</b>	<b>461 079</b>			<b>1 173</b>	<b>909</b>	<b>1 030</b>	Sawn	
		<b>93 426</b>	<b>124 187</b>	<b>111 528</b>			<b>2 602</b>	<b>2 710</b>	<b>3 474</b>	Ven	
		<b>362 493</b>	<b>430 080</b>	<b>526 031</b>			<b>961</b>	<b>1 137</b>	<b>1 454</b>	Ply	
7 <sup>C</sup>	2 <sup>C</sup>	6 <sup>C</sup>	0 <sup>C</sup>	14 <sup>C</sup>	655	559	14 852	--	880	Logs	Austria
740 <sup>C</sup>	1 172 <sup>C</sup>	1 052 <sup>C</sup>	2 169 <sup>C</sup>	1 836 <sup>C</sup>	1 318	1 183	1 694	1 695	2 033	Sawn	
4 952 <sup>CB</sup>	1 686 <sup>C</sup>	979	1 421	1 421 <sup>X</sup>	3 226	2 813	1 724	4 630	4 630	Ven	
1 637 <sup>C</sup>	1 385 <sup>C</sup>	1 279	998	2 995 <sup>C</sup>	1 023	968	2 920	3 440	2 047	Ply	
17 718 <sup>CB</sup>	5 710 <sup>I</sup>	12 368 <sup>CB</sup>	4 167 <sup>C</sup>	4 167 <sup>X</sup>	525	224	431	194	194	Logs	Belgium
215 257 <sup>C</sup>	104 206 <sup>C</sup>	111 864 <sup>C</sup>	182 922 <sup>C</sup>	277 214 <sup>C</sup>	1 206	686	919	714	1 045	Sawn	
8 407 <sup>C</sup>	5 581 <sup>C</sup>	4 517 <sup>C</sup>	6 095 <sup>C</sup>	8 333 <sup>C</sup>	1 383	1 358	1 355	1 684	1 430	Ven	
34 811 <sup>C</sup>	28 669 <sup>C</sup>	25 789 <sup>C</sup>	41 986 <sup>C</sup>	78 205 <sup>C</sup>	672	590	537	650	942	Ply	
0	0	0 <sup>C</sup>	0 <sup>C</sup>	0 <sup>C</sup>	--	--	--	--	--	Logs	Bulgaria
47 <sup>C</sup>	76 <sup>C</sup>	70 <sup>C</sup>	27 <sup>C</sup>	67 <sup>C</sup>	1 468	911	1 296	1 691	5 958	Sawn	
530 <sup>C</sup>	127 <sup>CB</sup>	104 <sup>CB</sup>	534 <sup>CB</sup>	211 <sup>CB</sup>	3 015	1 641	426	1 343	988	Ven	
3 463 <sup>CB</sup>	1 314 <sup>C</sup>	1 372 <sup>C</sup>	568 <sup>C</sup>	942 <sup>C</sup>	687	419	388	435	850	Ply	
0	0 <sup>C</sup>	0 <sup>C</sup>	0 <sup>C</sup>	10 <sup>CB</sup>	--	--	--	--	661	Logs	Croatia
1 751	4 332	1 539	643 <sup>C</sup>	438 <sup>C</sup>	4 064	5 428	4 232	1 758	1 784	Sawn	
51	1 109 <sup>C</sup>	0 <sup>I</sup>	195 <sup>C</sup>	47 <sup>C</sup>	3 128	10 300	--	8 832	1 779	Ven	
281 <sup>CB</sup>	41 <sup>C</sup>	103 <sup>C</sup>	138 <sup>C</sup>	707 <sup>C</sup>	774	954	411	825	1 342	Ply	
0 <sup>CB</sup>	0 <sup>CB</sup>	0 <sup>CB</sup>	0 <sup>CB</sup>	0 <sup>CB</sup>	400	171	229	--	400	Logs	Cyprus
8 <sup>CB</sup>	329 <sup>CB</sup>	857 <sup>CB</sup>	0 <sup>CB</sup>	5 <sup>CB</sup>	1 149	1 033	850	566	985	Sawn	
0	0 <sup>CB</sup>	6 <sup>CB</sup>	1 <sup>CB</sup>	0 <sup>CB</sup>	--	1 504	179	4 651	--	Ven	
0 <sup>CB</sup>	0 <sup>CB</sup>	0 <sup>CB</sup>	27 <sup>CB</sup>	1 <sup>CB</sup>	1 095	899	1 064	661	745	Ply	
2	0	0 <sup>X</sup>	5 <sup>C</sup>	9 <sup>C</sup>	726	--	--	847	302	Logs	Czech Republic
875 <sup>CB</sup>	1 761 <sup>CB</sup>	492 <sup>C</sup>	529 <sup>C</sup>	1 857 <sup>CB</sup>	887	421	218	220	580	Sawn	
2 294 <sup>CB</sup>	1 364 <sup>CB</sup>	1 156 <sup>CB</sup>	1 980 <sup>CB</sup>	703 <sup>CB</sup>	3 279	2 658	2 566	1 770	3 418	Ven	
7 901	6 226	5 638	7 934 <sup>C</sup>	10 426 <sup>C</sup>	1 347	1 281	1 226	1 011	1 378	Ply	
825 <sup>CB</sup>	883 <sup>CB</sup>	1 522 <sup>CB</sup>	2 542 <sup>CB</sup>	1 167 <sup>I</sup>	1 138	1 029	2 094	2 091	2 211	Logs	Denmark
9 764 <sup>E2</sup>	8 383 <sup>E2</sup>	3 858 <sup>CB</sup>	2 459 <sup>CB</sup>	2 137 <sup>CB</sup>	1 010	1 010	1 079	1 306	939	Sawn	
227 <sup>C</sup>	493 <sup>C</sup>	683 <sup>C</sup>	870 <sup>C</sup>	610 <sup>C</sup>	4 313	4 481	815	1 014	1 863	Ven	
801 <sup>CB</sup>	1 296 <sup>CB</sup>	278 <sup>I</sup>	385 <sup>I</sup>	4 961 <sup>CB</sup>	644	726	278	385	1 394	Ply	

**Table 1-2-b. Trade of Tropical Timber by ITTO Consumers - Value (1000\$ and \$/m<sup>3</sup>)**

Country	Product	Imports Value (1000\$)					Imports Unit Value (\$/m <sup>3</sup> )				
		2018	2019	2020	2021	2022	2018	2019	2020	2021	2022
Estonia	Logs	2 <sup>ca</sup>	44 <sup>c</sup>	6	4	15	252	213	388	2 103	1 978
	Sawn	878 <sup>ca</sup>	2 308 <sup>c</sup>	3 980	4 468	3 275	1 234	843	856	879	819
	Ven	528 <sup>c</sup>	570 <sup>c</sup>	489	622	611	8 322	7 934	6 922	8 183	6 110
	Ply	700 <sup>c</sup>	714 <sup>c</sup>	473	907	852	784	763	936	981	852
Finland	Logs	4	28 <sup>c</sup>	58	43	94 <sup>ca</sup>	4 414	1 130	19 345	10 647	560
	Sawn	3 225 <sup>c</sup>	3 552	5 852	7 246	6 062 <sup>c</sup>	1 328	1 174	1 360	1 510	1 573
	Ven	606	1 782 <sup>ca</sup>	819	1 304	1 484 <sup>c</sup>	4 092	5 572	600	471	1 322
	Ply	1 379 <sup>ca</sup>	1 327 <sup>ca</sup>	1 905	2 644	2 366 <sup>c</sup>	565	949	2 179	3 244	1 732
France	Logs	22 851	20 727 <sup>c</sup>	15 865 <sup>c</sup>	28 459	20 806 <sup>c</sup>	425	438	344	613	476
	Sawn	97 161	122 830 <sup>c</sup>	136 929	163 048	140 310 <sup>c</sup>	804	912	1 060	1 207	900
	Ven	74 624	74 098 <sup>c</sup>	105 184	125 361	87 278 <sup>c</sup>	1 087	1 029	1 337	1 456	1 050
	Ply	117 729	107 733	121 792	145 155	117 252 <sup>c</sup>	865	856	1 337	1 456	1 120
Germany	Logs	5 483 <sup>c</sup>	5 755 <sup>c</sup>	5 246	7 258	10 430 <sup>c</sup>	566	566	531	631	628
	Sawn	80 453 <sup>c</sup>	67 553 <sup>c</sup>	62 568 <sup>c</sup>	74 525	72 334 <sup>c</sup>	1 079	884	934	1 004	907
	Ven	15 153	14 105	11 642	13 338	13 065 <sup>c</sup>	1 507	1 677	1 431	1 395	2 768
	Ply	117 780	114 455	95 990	120 032	171 267 <sup>c</sup>	749	742	729	921	1 014
Greece	Logs	1 210 <sup>ca</sup>	1 419 <sup>c</sup>	677 <sup>c</sup>	1 490 <sup>c</sup>	1 827 <sup>c</sup>	250	267	215	323	387
	Sawn	8 267 <sup>ca</sup>	7 386 <sup>ca</sup>	5 396 <sup>ca</sup>	4 670 <sup>ca</sup>	2 560 <sup>ca</sup>	1 276	1 037	968	1 229	1 516
	Ven	12 968 <sup>c</sup>	16 029 <sup>c</sup>	14 401 <sup>c</sup>	19 514 <sup>c</sup>	16 900 <sup>c</sup>	813	940	864	907	955
	Ply	3 303 <sup>ca</sup>	3 521	2 999	1 811 <sup>ca</sup>	3 105 <sup>ca</sup>	558	688	713	642	655
Hungary	Logs	53 <sup>ca</sup>	9 <sup>ca</sup>	123 <sup>ca</sup>	217 <sup>ca</sup>	309 <sup>ca</sup>	495	606	1 067	734	1 086
	Sawn	813 <sup>ca</sup>	858 <sup>ca</sup>	1 063 <sup>ca</sup>	464 <sup>c</sup>	306 <sup>c</sup>	995	870	843	1 186	914
	Ven	1 502 <sup>c</sup>	2 047 <sup>c</sup>	3 112 <sup>c</sup>	2 172 <sup>c</sup>	1 487 <sup>c</sup>	1 838	1 239	1 169	1 207	1 304
	Ply	10 186 <sup>c</sup>	9 911 <sup>c</sup>	9 502 <sup>c</sup>	12 503 <sup>c</sup>	15 102 <sup>c</sup>	1 771	1 047	862	1 277	1 684
Ireland	Logs	4 389 <sup>c</sup>	4 653 <sup>c</sup>	3 382	4 663	5 525 <sup>c</sup>	507	1 433	3 188	3 123	2 043
	Sawn	11 806	19 111 <sup>c</sup>	8 904 <sup>ca</sup>	8 500 <sup>ca</sup>	12 490 <sup>c</sup>	906	893	636	500	914
	Ven	1 037 <sup>c</sup>	863 <sup>c</sup>	434	859	4 306 <sup>c</sup>	1 137	951	1 058	749	994
	Ply	14 729	13 997	10 769	9 118	4 881 <sup>c</sup>	480	456	507	798	993
Italy	Logs	6 379 <sup>ca</sup>	8 463 <sup>ca</sup>	3 234 <sup>ca</sup>	3 126 <sup>ca</sup>	14 555 <sup>ca</sup>	480	273	539	521	205
	Sawn	99 970 <sup>c</sup>	101 494 <sup>c</sup>	80 117 <sup>c</sup>	76 737 <sup>c</sup>	116 116 <sup>c</sup>	695	701	699	639	894
	Ven	61 840 <sup>c</sup>	61 973 <sup>c</sup>	58 405 <sup>c</sup>	92 041 <sup>c</sup>	81 548 <sup>c</sup>	1 250	1 170	1 058	1 087	1 336
	Ply	40 133 <sup>c</sup>	33 479	33 481 <sup>c</sup>	43 724 <sup>c</sup>	90 185 <sup>c</sup>	708	845	779	854	1 190
Latvia	Logs	56 <sup>c</sup>	109 <sup>c</sup>	20	0	1 <sup>c</sup>	1 510	1 728	699	--	1 418
	Sawn	413 <sup>c</sup>	391 <sup>c</sup>	367 <sup>c</sup>	631 <sup>c</sup>	548 <sup>c</sup>	1 576	1 509	1 446	1 569	1 308
	Ven	150 <sup>ca</sup>	516 <sup>ca</sup>	491 <sup>c</sup>	839 <sup>c</sup>	596 <sup>c</sup>	2 421	2 420	9 659	7 551	10 979
	Ply	289 <sup>c</sup>	146	85	342	1 315 <sup>c</sup>	611	582	582	1 059	1 020
Lithuania	Logs	6 <sup>ca</sup>	2	20	52	157 <sup>c</sup>	612	416	920	1 253	910
	Sawn	1 167	1 104	1 320	1 565	1 711 <sup>c</sup>	710	1 121	1 275	1 254	1 547
	Ven	229	278	399	770	965 <sup>c</sup>	3 923	4 395	4 134	4 447	3 852
	Ply	865	866	917	1 169	6 221 <sup>c</sup>	709	764	772	1 158	1 071
Luxembourg	Logs	187 <sup>ca</sup>	60 <sup>ca</sup>	50 <sup>ca</sup>	98 <sup>ca</sup>	10 <sup>ca</sup>	226	680	474	158	194
	Sawn	2 819 <sup>c</sup>	1 399 <sup>ca</sup>	1 488 <sup>ca</sup>	2 121 <sup>ca</sup>	3 557 <sup>c</sup>	654	394	469	618	836
	Ven	149 <sup>c</sup>	98 <sup>c</sup>	68 <sup>c</sup>	75 <sup>c</sup>	94 <sup>c</sup>	1 896	1 922	1 768	1 911	1 903
	Ply	4 199 <sup>ca</sup>	3 574 <sup>ca</sup>	3 415 <sup>ca</sup>	4 783 <sup>ca</sup>	6 497 <sup>ca</sup>	540	565	564	726	875
Malta	Logs	16 <sup>ca</sup>	9 <sup>ca</sup>	9 <sup>ca</sup>	22 <sup>ca</sup>	13 <sup>ca</sup>	578	254	295	401	454
	Sawn	956 <sup>c</sup>	913 <sup>ca</sup>	952 <sup>c</sup>	757 <sup>c</sup>	2 123 <sup>c</sup>	980	893	849	1 014	1 277
	Ven	30	162 <sup>c</sup>	29 <sup>c</sup>	59 <sup>c</sup>	34 <sup>c</sup>	352	452	3 479	3 826	5 718
	Ply	961 <sup>ca</sup>	1 855 <sup>c</sup>	1 284 <sup>c</sup>	800 <sup>ca</sup>	960 <sup>ca</sup>	811	731	446	826	1 071
Netherlands	Logs	19 268	15 060	11 818	13 746	7 984 <sup>c</sup>	799	772	869	923	625
	Sawn	99 804 <sup>ca</sup>	166 429	150 099	175 665	183 800 <sup>ca</sup>	808	920	914	1 103	919
	Ven	7 154	4 650	9 340	11 095	5 918 <sup>c</sup>	738	775	708	1 009	1 476
	Ply	104 324 <sup>c</sup>	107 944 <sup>c</sup>	97 976	139 752	172 369 <sup>c</sup>	885	996	900	940	1 359
Poland	Logs	1 000 <sup>c</sup>	1 489 <sup>c</sup>	1 331	1 132	2 106	319	809	854	1 107	1 053
	Sawn	37 199 <sup>c</sup>	34 884 <sup>ca</sup>	45 884 <sup>c</sup>	49 157 <sup>c</sup>	33 042 <sup>c</sup>	1 095	1 026	1 154	743	1 205
	Ven	717	1 014	1 478	1 737	7 098	3 550	4 737	7 862	8 311	7 098
	Ply	7 857	7 106	5 101	8 559	8 281	1 442	1 695	1 908	2 178	2 070
Portugal	Logs	11 810	14 784	23 956	92 055 <sup>c</sup>	147 712 <sup>c</sup>	536	206	124	115	113
	Sawn	23 016	28 381 <sup>c</sup>	20 985 <sup>c</sup>	25 415 <sup>c</sup>	27 679 <sup>c</sup>	688	718	705	708	701
	Ven	8 524	7 023	7 519 <sup>c</sup>	8 263 <sup>c</sup>	6 610 <sup>c</sup>	1 157	1 109	1 367	2 566	2 069
	Ply	2 037	2 329	2 002	1 707	6 873 <sup>c</sup>	707	695	234	423	1 019
Romania	Logs	208	284 <sup>c</sup>	61	100	164 <sup>c</sup>	787	955	721	1 046	588
	Sawn	2 456	2 275 <sup>c</sup>	2 255	3 833	3 802 <sup>c</sup>	1 028	1 024	932	1 249	1 612
	Ven	9 928 <sup>c</sup>	10 236 <sup>c</sup>	8 208 <sup>c</sup>	8 568 <sup>c</sup>	9 293 <sup>c</sup>	1 202	1 201	1 095	976	1 052
	Ply	739	654 <sup>c</sup>	387	911 <sup>c</sup>	4 546 <sup>c</sup>	683	592	627	977	902
Slovakia	Logs	98 <sup>ca</sup>	102 <sup>ca</sup>	15	27	26 <sup>c</sup>	231	452	224	282	112
	Sawn	317	676 <sup>c</sup>	317	130	152 <sup>c</sup>	1 111	1 000	1 188	2 342	1 072
	Ven	15 212	11 772 <sup>c</sup>	3 687	5 006	20 074 <sup>c</sup>	2 973	2 494	963	1 085	3 735
	Ply	1 276	775	914	1 002	5 605 <sup>c</sup>	714	617	643	590	1 241
Slovenia	Logs	836	895	672	860	1 235 <sup>c</sup>	887	960	1 035	905	853
	Sawn	2 941	2 700	2 413	2 803	3 647 <sup>c</sup>	1 279	1 304	1 000	994	1 173
	Ven	671	1 328	778	897	1 105 <sup>c</sup>	4 375	5 606	2 284	3 271	9 581
	Ply	19 336	16 734	21 174	29 695	31 211 <sup>c</sup>	1 340	1 234	1 322	1 490	1 717

Exports Value (1000\$)					Exports Unit Value (\$/m <sup>3</sup> )					Product	Country
2018	2019	2020	2021	2022	2018	2019	2020	2021	2022		
0	0	0	0	0	--	--	--	--	--	Logs	Estonia
197	984	2 118	2 460	2 545 <sup>c</sup>	418	1 020	887	991	880	Sawn	
35 <sup>c</sup>	42 <sup>c</sup>	112	70	66	10 194	7 906	3 429	9 349	6 551	Ven	
421 <sup>c</sup>	484 <sup>c</sup>	306	451	404	933	867	685	817	808	Ply	
0	0 <sup>c</sup>	0 <sup>c</sup>	0 <sup>c</sup>	0 <sup>c</sup>	--	--	--	--	--	Logs	Finland
1 728 <sup>c</sup>	4 123 <sup>c</sup>	3 174	4 278	2 340 <sup>c</sup>	1 111	2 603	1 022	1 086	1 155	Sawn	
22 <sup>c</sup>	11 <sup>c</sup>	7 <sup>cb</sup>	4 <sup>c</sup>	14 <sup>c</sup>	2 899	10 791	2 069	1 517	1 001	Ven	
1 326 <sup>c</sup>	865 <sup>c</sup>	857	900	372 <sup>c</sup>	3 790	3 681	4 983	4 370	4 023	Ply	
1 668 <sup>c</sup>	1 134 <sup>c</sup>	700	663	817 <sup>c</sup>	603	450	229	346	332	Logs	France
4 104	4 221	4 471	7 424	4 018 <sup>c</sup>	741	872	1 524	1 507	1 201	Sawn	
1 423	890 <sup>c</sup>	600 <sup>c</sup>	1 338 <sup>cb</sup>	1 171 <sup>c</sup>	2 603	3 827	3 367	3 456	4 677	Ven	
88 529 <sup>c</sup>	89 509 <sup>c</sup>	90 684 <sup>c</sup>	97 026 <sup>c</sup>	90 427 <sup>c</sup>	1 017	802	898	1 550	1 620	Ply	
2 835	2 925 <sup>c</sup>	3 044	3 371	2 548 <sup>c</sup>	612	665	609	675	587	Logs	Germany
50 022	41 670	44 567	65 154	44 808 <sup>c</sup>	1 373	1 247	1 435	1 753	891	Sawn	
12 438	12 138	9 771	11 813	9 973 <sup>c</sup>	4 641	4 788	5 398	5 551	6 851	Ven	
64 421	54 130	48 074	54 017	81 062 <sup>c</sup>	1 428	1 333	1 292	1 439	1 490	Ply	
51 <sup>cb</sup>	73 <sup>cb</sup>	45 <sup>cb</sup>	33 <sup>cb</sup>	178 <sup>cb</sup>	1 335	1 006	135	426	748	Logs	Greece
686 <sup>cb</sup>	3 382 <sup>cb</sup>	2 526 <sup>c</sup>	2 487 <sup>c</sup>	742 <sup>cb</sup>	656	1 207	1 732	2 996	1 436	Sawn	
2 940 <sup>c</sup>	2 563 <sup>cb</sup>	2 471 <sup>cb</sup>	1 598 <sup>cb</sup>	46 <sup>cb</sup>	2 055	3 854	2 074	1 753	1 947	Ven	
19 461 <sup>c</sup>	22 721 <sup>c</sup>	22 332 <sup>c</sup>	19 502 <sup>cb</sup>	25 455 <sup>cb</sup>	1 190	1 102	1 227	1 150	1 516	Ply	
0 <sup>cb</sup>	4 <sup>c</sup>	0	71 <sup>cb</sup>	143 <sup>cb</sup>	421	148	--	655	1 089	Logs	Hungary
123 <sup>c</sup>	480 <sup>cb</sup>	104 <sup>c</sup>	98 <sup>c</sup>	28 <sup>c</sup>	1 070	935	222	1 582	7 663	Sawn	
2 550 <sup>c</sup>	2 486 <sup>c</sup>	2 754 <sup>c</sup>	3 071 <sup>c</sup>	3 215 <sup>c</sup>	1 486	1 509	1 599	1 772	1 839	Ven	
6 939 <sup>c</sup>	8 111 <sup>c</sup>	8 856 <sup>c</sup>	11 195 <sup>c</sup>	8 822 <sup>c</sup>	918	904	1 010	1 065	1 304	Ply	
46 <sup>cb</sup>	2 <sup>c</sup>	19 <sup>cb</sup>	0 <sup>cb</sup>	1 <sup>cb</sup>	141	490	111	118	287	Logs	Ireland
2 233 <sup>c</sup>	1 629 <sup>c</sup>	347	176	101 <sup>c</sup>	1 044	963	946	913	1 022	Sawn	
1 017 <sup>cb</sup>	494 <sup>cb</sup>	484 <sup>cb</sup>	30 <sup>cb</sup>	8 <sup>cb</sup>	1 375	2 000	1 551	1 884	1 451	Ven	
125 <sup>c</sup>	93 <sup>c</sup>	125	93	98 <sup>c</sup>	600	486	669	638	1 075	Ply	
2 068 <sup>c</sup>	2 823 <sup>c</sup>	4 000	2 012	2 701 <sup>c</sup>	603	1 137	1 370	1 228	1 155	Logs	Italy
21 976 <sup>c</sup>	29 456 <sup>c</sup>	18 488 <sup>c</sup>	15 225 <sup>c</sup>	23 675 <sup>c</sup>	1 504	1 440	1 515	1 341	1 783	Sawn	
46 067 <sup>c</sup>	50 051 <sup>cb</sup>	42 055 <sup>cb</sup>	51 187 <sup>cb</sup>	50 827 <sup>cb</sup>	6 268	3 162	2 943	3 038	5 424	Ven	
54 973 <sup>c</sup>	55 971 <sup>c</sup>	54 769 <sup>c</sup>	65 119 <sup>c</sup>	74 020 <sup>c</sup>	1 074	1 065	1 051	1 184	2 016	Ply	
0 <sup>l</sup>	0 <sup>c</sup>	0 <sup>c</sup>	3 <sup>c</sup>	0 <sup>c</sup>	--	--	--	1 741	--	Logs	Latvia
3 <sup>c</sup>	0 <sup>c</sup>	38 <sup>c</sup>	132 <sup>c</sup>	25 <sup>c</sup>	425	--	1 297	2 206	2 281	Sawn	
0 <sup>vcf</sup>	0 <sup>c</sup>	0	0	0	--	--	--	--	--	Ven	
67 <sup>c</sup>	104 <sup>c</sup>	161	229	17 <sup>c</sup>	1 093	1 240	1 521	3 274	3 330	Ply	
2	0 <sup>c</sup>	0	0	0 <sup>c</sup>	767	--	--	--	--	Logs	Lithuania
623	659 <sup>l2</sup>	925	499	332 <sup>c</sup>	975	834	1 392	2 197	958	Sawn	
221 <sup>c</sup>	159 <sup>c</sup>	256	276	185 <sup>c</sup>	5 131	5 957	4 989	3 549	3 829	Ven	
59	145	238	48	330 <sup>c</sup>	1 243	1 894	1 906	2 377	875	Ply	
0 <sup>l5</sup>	0	0 <sup>c</sup>	0 <sup>c</sup>	0 <sup>x</sup>	--	--	--	--	--	Logs	Luxembourg
223 <sup>c</sup>	462 <sup>cb</sup>	682 <sup>cb</sup>	399 <sup>cb</sup>	248 <sup>cb</sup>	464	1 052	1 061	1 117	1 381	Sawn	
0 <sup>cb</sup>	0 <sup>c</sup>	0	18 <sup>cb</sup>	2 <sup>cb</sup>	919	--	--	1 109	2 096	Ven	
388 <sup>cb</sup>	176 <sup>cb</sup>	142 <sup>cb</sup>	312 <sup>cb</sup>	15 <sup>cb</sup>	275	425	187	409	762	Ply	
0	0 <sup>cb</sup>	0 <sup>cb</sup>	0 <sup>cb</sup>	0 <sup>c</sup>	--	173	250	100	--	Logs	Malta
0 <sup>cb</sup>	85 <sup>cb</sup>	6 <sup>cb</sup>	215 <sup>cb</sup>	519 <sup>cb</sup>	1 183	543	4 550	640	1 159	Sawn	
0	0	0	8 <sup>cb</sup>	0 <sup>cb</sup>	--	--	--	746	--	Ven	
58 <sup>cb</sup>	0 <sup>cb</sup>	0 <sup>cb</sup>	1 <sup>cb</sup>	72 <sup>cb</sup>	727	1 019	1 169	945	1 564	Ply	
6 261	5 127	7 780	5 452	5 452 <sup>x</sup>	666	827	763	852	852	Logs	Netherlands
57 938 <sup>c</sup>	48 504 <sup>c</sup>	34 547	28 698	53 173 <sup>c</sup>	1 154	1 032	1 191	1 226	1 103	Sawn	
416	1 257 <sup>cb</sup>	3 667 <sup>cb</sup>	7 949 <sup>cb</sup>	4 379 <sup>cb</sup>	1 039	1 703	2 000	1 636	2 074	Ven	
37 118 <sup>c</sup>	38 454 <sup>c</sup>	41 341 <sup>c</sup>	59 397 <sup>c</sup>	74 290 <sup>c</sup>	690	632	901	950	2 038	Ply	
100	75 <sup>c</sup>	109 <sup>c</sup>	165 <sup>c</sup>	141 <sup>c</sup>	1 521	893	940	1 039	686	Logs	Poland
8 604	8 362	17 408	25 503	19 400	4 628	4 275	5 285	6 781	6 467	Sawn	
29	26	542	707	3 667	1 154	1 554	1 977	3 904	3 667	Ven	
671	596	1 102	2 079	2 957	1 591	2 347	1 893	3 013	2 957	Ply	
7 085 <sup>c</sup>	3 465 <sup>c</sup>	2 790	3 378	2 115 <sup>c</sup>	601	578	552	600	472	Logs	Portugal
9 043 <sup>c</sup>	7 975 <sup>c</sup>	6 272	8 970	8 275	1 288	429	615	209	193	Sawn	
6 306 <sup>l2</sup>	5 973 <sup>l2</sup>	5 429 <sup>c</sup>	9 926 <sup>c</sup>	6 920 <sup>c</sup>	1 681	1 379	3 011	3 463	3 683	Ven	
749	886 <sup>c</sup>	922	2 145	1 979	632	614	225	845	779	Ply	
5	1 <sup>c</sup>	3	6	4 <sup>c</sup>	386	309	210	485	2 351	Logs	Romania
29	14 <sup>c</sup>	25	51	76 <sup>c</sup>	771	2 011	1 952	1 559	3 429	Sawn	
317	587	485	473	476 <sup>c</sup>	2 417	3 393	3 086	2 295	736	Ven	
3 925 <sup>cb</sup>	3 778 <sup>cb</sup>	3 798 <sup>cb</sup>	3 747 <sup>cb</sup>	3 747 <sup>x</sup>	763	747	678	696	696	Ply	
74 <sup>l2</sup>	8 <sup>c</sup>	20	9 <sup>c</sup>	2 <sup>c</sup>	617	503	115	225	2 189	Logs	Slovakia
10 <sup>c</sup>	15	0 <sup>c</sup>	56 <sup>c</sup>	128 <sup>cb</sup>	1 203	1 545	--	4 696	426	Sawn	
362	1 566	2 276	5 128	678 <sup>c</sup>	3 478	3 409	2 645	2 182	3 412	Ven	
354	13	109	86	26 <sup>c</sup>	1 582	1 417	714	822	3 429	Ply	
5 <sup>cb</sup>	51 <sup>c</sup>	13	106	101 <sup>c</sup>	514	314	346	1 431	1 060	Logs	Slovenia
1 686	1 309	868	1 118	1 144 <sup>c</sup>	2 670	1 848	2 026	2 313	1 649	Sawn	
2 025	3 132	1 987	1 536	2 080 <sup>c</sup>	3 025	4 235	3 380	2 967	4 072	Ven	
166	205	128	147	2 215 <sup>c</sup>	1 660	1 558	894	1 595	1 446	Ply	

**Table 1-2-b. Trade of Tropical Timber by ITTO Consumers - Value (1000\$ and \$/m<sup>3</sup>)**

Country	Product	Imports Value (1000\$)					Imports Unit Value (\$/m <sup>3</sup> )				
		2018	2019	2020	2021	2022	2018	2019	2020	2021	2022
Spain	Logs	7 038 <sup>ca</sup>	3 886 <sup>ca</sup>	2 418	3 904	3 343 <sup>c</sup>	583	491	331	532	584
	Sawn	41 844	46 958	34 173	37 338	47 093 <sup>c</sup>	751	719	747	794	671
	Ven	43 264	34 923	21 034	28 979	39 931 <sup>c</sup>	935	1 095	975	816	1 054
	Ply	5 896	4 080	3 254	3 438	8 663 <sup>c</sup>	981	936	1 268	1 446	1 250
Sweden	Logs	617	161	72	116	198 <sup>c</sup>	1 360	1 409	938	1 428	1 135
	Sawn	2 730	4 220	4 699	3 091	2 346 <sup>c</sup>	1 884	4 237	3 254	2 747	2 186
	Ven	2 739	2 255	2 823	3 048	3 437 <sup>c</sup>	3 113	2 960	2 384	3 159	3 280
	Ply	5 551	4 227	4 253 <sup>c</sup>	5 790 <sup>c</sup>	11 522 <sup>c</sup>	530	508	496	1 123	1 588
U.K.	Logs	3 962 <sup>ca</sup>	3 837 <sup>ca</sup>				514	1 178			
	Sawn	85 924	89 451				958	914			
	Ven	5 626	3 244 <sup>c</sup>				2 926	1 906			
	Ply	188 715 <sup>ca</sup>	182 655 <sup>ca</sup>				547	495			
Europe Non-EU	Logs	457	165	3 715	1 230	3 054	686	1 306	706	773	1252
	Sawn	15 680	15 046	82 353	106 661	138 180	1 686	1 555	1 024	924	1 121
	Ven	1 797	1 326	5 903	2 219	4 401	2 613	4 428	2 670	4 414	6 025
	Ply	13 185	11 970	116 994	159 140	171 244	725	633	519	687	953
Albania	Logs	0 <sup>e</sup>	0 <sup>c</sup>	16 <sup>ca</sup>	6 <sup>ca</sup>	0 <sup>ca</sup>	--	--	238	89	--
	Sawn	188 <sup>ca</sup>	447 <sup>ca</sup>	158 <sup>ca</sup>	160 <sup>ca</sup>	317 <sup>ca</sup>	518	545	558	598	673
	Ven	8 <sup>ca</sup>	76 <sup>ca</sup>	31 <sup>ca</sup>	74 <sup>ca</sup>	78 <sup>ca</sup>	746	1 192	861	1 566	1 784
	Ply	244 <sup>ca</sup>	97 <sup>ca</sup>	39 <sup>ca</sup>	165 <sup>ca</sup>	486 <sup>ca</sup>	448	394	419	492	698
Norway	Logs	355 <sup>t</sup>	65	54 <sup>c</sup>	53 <sup>c</sup>	37 <sup>c</sup>	590	2 483	691	1 595	439
	Sawn	4 552	4 233	3 973	6 888	3 045 <sup>c</sup>	2 547	2 283	2 068	3 254	788
	Ven	154 <sup>c</sup>	43	71 <sup>c</sup>	70 <sup>c</sup>	77 <sup>c</sup>	1 268	2 513	6 700	9 936	8 972
	Ply	8 035	7 243	4 875	4 172	4 624 <sup>c</sup>	543	456	563	716	483
Switzerland	Logs	102	101	107	194 <sup>c</sup>	2 336 <sup>t</sup>	1 585	1 001	1 060	1 907	2 272
	Sawn	10 939	10 366	10 971	9 625	8 514 <sup>c</sup>	1 530	1 480	1 567	1 555	1 689
	Ven	1 636	1 208	1 278	875	1 111 <sup>c</sup>	2 941	5 520	5 842	7 845	7 609
	Ply	4 907	4 630	4 900	4 266	8 584 <sup>c</sup>	1 725	1 672	1 769	1 755	1 612
U.K.	Logs			3 538 <sup>ca</sup>	978 <sup>ca</sup>	681 <sup>ca</sup>			706	706	513
	Sawn			67 251	89 987 <sup>c</sup>	126 303 <sup>c</sup>			944	842	1 109
	Ven			4 522	1 200 <sup>c</sup>	3 135 <sup>c</sup>			2 325	3 564	5 891
	Ply			107 180	150 537	157 551 <sup>c</sup>			501	675	960
U.S.A.	Logs	7 461	3 614	2 438	6 171	4 228	274	132	84	442	1 191
	Sawn	295 724	330 100	260 429	326 401	521 521	810	1 094	1 268	1 150	3 661
	Ven	53 549	46 544	22 063	21 894	45 395	1 681	2 332	2 226	2 706	3 835
	Ply	786 448	1 086 576	1 280 759	2 000 378	2 478 006	744	678	664	769	1 351
U.S.A.	Logs	7 461 <sup>t</sup>	3 614 <sup>c</sup>	2 438 <sup>c</sup>	6 171 <sup>c</sup>	4 228 <sup>c</sup>	274	132	84	442	1 191
	Sawn	295 724 <sup>c</sup>	330 100 <sup>c</sup>	260 429 <sup>c</sup>	326 401 <sup>c</sup>	521 521 <sup>c</sup>	810	1 094	1 268	1 150	3 661
	Ven	53 549 <sup>c</sup>	46 544 <sup>c</sup>	22 063 <sup>c</sup>	21 894 <sup>c</sup>	45 395 <sup>c</sup>	1 681	2 332	2 226	2 706	3 835
	Ply	786 448 <sup>c</sup>	1 086 576 <sup>c</sup>	1 280 759 <sup>c</sup>	2 000 378 <sup>c</sup>	2 478 006 <sup>c</sup>	744	678	664	769	1 351
Consumers Total	Logs	3 873 427	2 961 045	2 146 586	2 541 700	2 190 252	320	287	231	278	275
	Sawn	4 227 878	3 687 826	3 398 964	3 422 133	3 947 401	486	464	411	439	476
	Ven	585 947	554 133	538 936	721 839	705 980	488	403	325	208	280
	Ply	3 911 619	3 630 991	3 333 342	4 626 259	5 733 385	703	641	612	732	1 062
	Total	12 598 871	10 833 996	9 417 829	11 311 930	12 577 017	--	--	--	--	--
ITTO Total	Logs	5 096 304	4 109 463	2 908 562	3 464 757	3 035 681	306	281	237	285	286
	Sawn	5 146 897	4 589 152	4 251 152	4 397 403	4 883 408	483	464	425	445	466
	Ven	810 511	829 766	722 196	1 028 222	1 002 116	515	466	366	261	337
	Ply	4 371 474	4 057 784	3 710 892	5 150 088	6 266 356	662	593	574	679	940
	Total	15 425 186	13 586 165	11 592 854	14 040 471	15 187 562	--	--	--	--	--
Rest of the world	Logs	70 630	67 073	48 437	59 439	62 922	339	298	262	307	310
	Sawn	621 859	543 917	474 432	516 945	506 908	565	477	436	503	537
	Ven	95 978	88 520	81 239	102 342	85 247	1 387	1 264	979	1 080	1 094
	Ply	461 171	404 388	378 620	462 413	463 537	453	440	411	452	458
	Total	1 249 637	1 103 897	982 727	1 141 138	1 118 614	--	--	--	--	--
World	Logs	5 166 934	4 176 535	2 956 999	3 524 196	3 098 603	307	281	237	285	287
	Sawn	5 768 756	5 133 068	4 725 636	4 914 348	5 390 316	490	466	426	451	472
	Ven	906 489	918 287	803 435	1 130 564	1 087 363	552	496	391	280	356
	Ply	4 832 645	4 462 171	4 089 512	5 612 501	6 729 894	634	575	554	652	876
	Total	16 674 824	14 690 062	12 575 581	15 181 609	16 306 176	--	--	--	--	--

Exports Value (1000\$)					Exports Unit Value (\$/m <sup>3</sup> )					Product	Country
2018	2019	2020	2021	2022	2018	2019	2020	2021	2022		
934 <sup>c</sup>	158 <sup>c</sup>	177	673	519 <sup>c</sup>	375	3 672	1 668	1 549	1 246	Logs	Spain
18 153	16 527	15 812	11 563	15 807 <sup>c</sup>	3 228	3 364	3 846	2 282	2 206	Sawn	
12 568	14 234	12 792	17 845	16 488 <sup>c</sup>	3 015	2 573	2 405	2 798	2 784	Ven	
75 162	64 691	53 236	60 647	60 647 <sup>x</sup>	1 434	1 097	1 238	1 335	1 335	Ply	
21 <sup>c</sup>	21 <sup>c</sup>	20 <sup>c</sup>	11 <sup>c</sup>	24 <sup>c</sup>	1 184	1 865	2 551	2 285	2 827	Logs	Sweden
416	825	227	169 <sup>c</sup>	140 <sup>c</sup>	956	2 104	858	906	2 154	Sawn	
659	396	293	118	7 <sup>c</sup>	8 564	19 793	26 680	19 591	7 928	Ven	
676	1 003	855	904	839 <sup>c</sup>	656	579	900	504	1 786	Ply	
354 <sup>cb</sup>	696 <sup>cb</sup>				349	384				Logs	U.K.
3 960	4 469				1 132	1 229				Sawn	
731	204				3 774	3 464				Ven	
27 673 <sup>c</sup>	27 862				511	585				Ply	
<b>224</b>	<b>4</b>	<b>260</b>	<b>183</b>	<b>115</b>	<b>1 256</b>	<b>1 252</b>	<b>175</b>	<b>310</b>	<b>189</b>	Logs	Europe Non-EU
<b>1 726</b>	<b>3 507</b>	<b>6 234</b>	<b>7 764</b>	<b>4 433</b>	<b>1 249</b>	<b>5 342</b>	<b>1 284</b>	<b>1 577</b>	<b>1 503</b>	Sawn	
<b>169</b>	<b>163</b>	<b>797</b>	<b>543</b>	<b>210</b>	<b>2 723</b>	<b>8 214</b>	<b>5 299</b>	<b>9 169</b>	<b>1 981</b>	Ven	
<b>846</b>	<b>883</b>	<b>27 017</b>	<b>25 274</b>	<b>30 593</b>	<b>1 035</b>	<b>1 202</b>	<b>546</b>	<b>791</b>	<b>1 233</b>	Ply	
0 <sup>es</sup>	0 <sup>cb</sup>	0 <sup>cb</sup>	0 <sup>x</sup>	0 <sup>x</sup>	--	--	--	--	--	Logs	Albania
10 <sup>cb</sup>	26 <sup>cb</sup>	60 <sup>cb</sup>	71 <sup>cb</sup>	5 <sup>cb</sup>	1 605	1 135	1 826	2 166	2 504	Sawn	
3 <sup>cb</sup>	2 <sup>cb</sup>	0 <sup>cb</sup>	4 <sup>cb</sup>	6 <sup>cb</sup>	3 575	2 812	--	1 628	5 448	Ven	
0 <sup>cbx</sup>	79 <sup>cb</sup>	31 <sup>cb</sup>	4 <sup>cb</sup>	0 <sup>cb</sup>	866	300	669	461	--	Ply	
224	3 <sup>c</sup>	18 <sup>cb</sup>	0 <sup>c</sup>	11 <sup>c</sup>	1 256	1 137	1 207	--	444	Logs	Norway
1 319	3 078	1 046	2 821	747 <sup>cb</sup>	1 387	6 765	9 096	1 662	2 474	Sawn	
64 <sup>c</sup>	60 <sup>c</sup>	164 <sup>c</sup>	10 <sup>c</sup>	10 <sup>c</sup>	1 242	5 735	5 753	658	128	Ven	
816 <sup>cb</sup>	761 <sup>cb</sup>	812 <sup>cb</sup>	887 <sup>cb</sup>	526 <sup>cb</sup>	1 204	1 692	793	1 327	1 747	Ply	
0 <sup>c</sup>	0 <sup>cb</sup>	0 <sup>cbx</sup>	21 <sup>cb</sup>	62 <sup>c</sup>	--	24 267	1 058	920	137	Logs	Switzerland
398 <sup>c</sup>	403	426	219	76 <sup>c</sup>	936	2 255	2 387	5 402	1 485	Sawn	
102	101	107	109	75 <sup>c</sup>	10 213	11 730	12 414	19 122	11 518	Ven	
31 <sup>c</sup>	43 <sup>c</sup>	13 <sup>c</sup>	21 <sup>c</sup>	31 <sup>c</sup>	220	1 945	1 058	3 509	1 695	Ply	
		242 <sup>cb</sup>	162 <sup>cb</sup>	42 <sup>c</sup>			164	285	327	Logs	U.K.
		4 702	4 653	3 605 <sup>c</sup>			1 038	1 475	1 390	Sawn	
		527	420	118 <sup>c</sup>			4 645	11 806	7 174	Ven	
		26 161	24 362	30 037 <sup>c</sup>			540	779	1 226	Ply	
<b>9 386</b>	<b>2 442</b>	<b>3 229</b>	<b>2 167</b>	<b>1 183</b>	<b>427</b>	<b>374</b>	<b>370</b>	<b>346</b>	<b>4 872</b>	Logs	U.S.A.
<b>24 232</b>	<b>35 119</b>	<b>34 677</b>	<b>27 984</b>	<b>25 507</b>	<b>564</b>	<b>660</b>	<b>752</b>	<b>710</b>	<b>1 980</b>	Sawn	
<b>23 382</b>	<b>17 182</b>	<b>15 304</b>	<b>16 754</b>	<b>15 156</b>	<b>5 141</b>	<b>1 000</b>	<b>1 798</b>	<b>1 871</b>	<b>5 896</b>	Ven	
<b>7 810</b>	<b>9 834</b>	<b>9 780</b>	<b>11 360</b>	<b>20 096</b>	<b>493</b>	<b>436</b>	<b>432</b>	<b>536</b>	<b>740</b>	Ply	
9 386	2 442 <sup>c</sup>	3 229 <sup>c</sup>	2 167 <sup>c</sup>	1 183 <sup>c</sup>	427	374	370	346	4 872	Logs	U.S.A.
24 232 <sup>c</sup>	35 119	34 677	27 984	25 507 <sup>c</sup>	564	660	752	710	1 980	Sawn	
23 382 <sup>c</sup>	17 182 <sup>c</sup>	15 304	16 754	15 156 <sup>c</sup>	5 141	1 000	1 798	1 871	5 896	Ven	
7 810 <sup>c</sup>	9 834	9 780	11 360	20 096 <sup>c</sup>	493	436	432	536	740	Ply	
<b>99 349</b>	<b>67 092</b>	<b>67 503</b>	<b>31 531</b>	<b>42 624</b>	<b>387</b>	<b>308</b>	<b>380</b>	<b>464</b>	<b>386</b>	Logs	Consumers Total
<b>459 023</b>	<b>351 369</b>	<b>324 083</b>	<b>414 853</b>	<b>502 672</b>	<b>1 166</b>	<b>922</b>	<b>1 099</b>	<b>888</b>	<b>1 060</b>	Sawn	
<b>163 231</b>	<b>157 416</b>	<b>131 772</b>	<b>184 453</b>	<b>156 032</b>	<b>3 035</b>	<b>2 059</b>	<b>2 208</b>	<b>2 286</b>	<b>2 939</b>	Ven	
<b>856 448</b>	<b>744 187</b>	<b>670 555</b>	<b>788 290</b>	<b>872 511</b>	<b>741</b>	<b>657</b>	<b>666</b>	<b>782</b>	<b>955</b>	Ply	
<b>1 578 050</b>	<b>1 320 064</b>	<b>1 193 913</b>	<b>1 419 127</b>	<b>1 573 840</b>	--	--	--	--	--	Total	
<b>3 439 656</b>	<b>2 919 617</b>	<b>2 131 149</b>	<b>2 572 884</b>	<b>2 563 766</b>	<b>287</b>	<b>266</b>	<b>237</b>	<b>270</b>	<b>253</b>	Logs	ITTO Total
<b>5 616 370</b>	<b>4 768 009</b>	<b>4 220 778</b>	<b>4 501 091</b>	<b>4 689 948</b>	<b>467</b>	<b>426</b>	<b>406</b>	<b>423</b>	<b>458</b>	Sawn	
<b>813 247</b>	<b>833 716</b>	<b>687 989</b>	<b>966 693</b>	<b>889 193</b>	<b>527</b>	<b>473</b>	<b>364</b>	<b>260</b>	<b>351</b>	Ven	
<b>4 701 716</b>	<b>4 354 082</b>	<b>4 117 449</b>	<b>5 578 375</b>	<b>5 599 272</b>	<b>607</b>	<b>575</b>	<b>546</b>	<b>635</b>	<b>763</b>	Ply	
<b>14 570 989</b>	<b>12 875 425</b>	<b>11 157 366</b>	<b>13 619 043</b>	<b>13 742 179</b>	--	--	--	--	--	Total	
<b>1 661 174</b>	<b>1 076 131</b>	<b>681 323</b>	<b>797 130</b>	<b>790 183</b>	<b>284</b>	<b>296</b>	<b>265</b>	<b>319</b>	<b>307</b>	Logs	Rest of the world
<b>407 351</b>	<b>319 979</b>	<b>271 910</b>	<b>409 171</b>	<b>568 461</b>	<b>619</b>	<b>590</b>	<b>527</b>	<b>500</b>	<b>752</b>	Sawn	
<b>42 951</b>	<b>35 743</b>	<b>35 890</b>	<b>52 824</b>	<b>46 484</b>	<b>1 078</b>	<b>618</b>	<b>515</b>	<b>418</b>	<b>324</b>	Ven	
<b>89 886</b>	<b>81 611</b>	<b>79 717</b>	<b>127 208</b>	<b>138 364</b>	<b>558</b>	<b>436</b>	<b>427</b>	<b>414</b>	<b>454</b>	Ply	
<b>2 201 362</b>	<b>1 513 463</b>	<b>1 068 840</b>	<b>1 386 332</b>	<b>1 543 493</b>	--	--	--	--	--	Total	
<b>5 100 830</b>	<b>3 995 748</b>	<b>2 812 472</b>	<b>3 370 014</b>	<b>3 353 950</b>	<b>286</b>	<b>273</b>	<b>243</b>	<b>280</b>	<b>264</b>	Logs	World
<b>6 023 721</b>	<b>5 087 988</b>	<b>4 492 689</b>	<b>4 910 261</b>	<b>5 258 409</b>	<b>474</b>	<b>434</b>	<b>412</b>	<b>428</b>	<b>478</b>	Sawn	
<b>856 198</b>	<b>869 459</b>	<b>723 879</b>	<b>1 019 516</b>	<b>935 677</b>	<b>541</b>	<b>478</b>	<b>369</b>	<b>265</b>	<b>350</b>	Ven	
<b>4 791 603</b>	<b>4 435 694</b>	<b>4 197 166</b>	<b>5 705 593</b>	<b>5 737 636</b>	<b>606</b>	<b>571</b>	<b>543</b>	<b>627</b>	<b>751</b>	Ply	
<b>16 772 351</b>	<b>14 388 889</b>	<b>12 226 205</b>	<b>15 005 375</b>	<b>15 285 672</b>	--	--	--	--	--	Total	

**Table 1-2-c. Trade of All Timber by ITTO Producers - Value (1000 \$ and \$/m<sup>3</sup>)**

Country	Product	Species	Imports Value (1000 \$)					Imports Unit Value (\$/m <sup>3</sup> )				
			2018	2019	2020	2021	2022	2018	2019	2020	2021	2022
Africa	Logs	All	21 475	29 503	19 943	15 721	11 818	195	186	182	144	129
		C	16 447	23 707	16 020	11 978	9 620	165	206	195	229	239
	Sawn	NC	5 027	5 796	3 923	3 743	2 198	480	133	143	66	43
		All	14 949	23 254	33 581	19 484	10 800	347	166	266	146	67
	Ven	C	9 704	18 929	29 512	13 445	9 669	281	142	292	117	63
		NC	5 245	4 325	4 069	6 039	1 132	620	576	163	314	166
	Ply	All	3 902	1 792	1 726	1 311	736	1 438	418	1 010	871	1 459
		C	356	67	163	492	6	551	425	611	630	1 036
	Ven	NC	3 546	1 725	1 564	819	730	1 715	418	1 084	1 131	1 464
		All	32 862	36 918	44 140	56 094	45 649	471	420	411	421	550
	Ply	C	4 131	4 372	2 312	3 518	3 513	410	314	336	318	927
		NC	28 730	32 546	41 829	52 575	42 136	482	441	416	430	532
Angola	Logs	All	98 <sup>1</sup>	112 <sup>CR</sup>	139 <sup>1</sup>	94 <sup>CR</sup>	210 <sup>1</sup>	294	280	80	331	510
		C	91 <sup>CR</sup>	104 <sup>CR</sup>	59 <sup>CR</sup>	26 <sup>CR</sup>	146 <sup>CR</sup>	302	272	46	327	500
	Sawn	NC	7 <sup>CR</sup>	8 <sup>CR</sup>	81 <sup>CR</sup>	67 <sup>CR</sup>	64 <sup>CR</sup>	224	447	169	332	536
		All	219 <sup>1</sup>	125 <sup>1</sup>	130 <sup>1</sup>	124 <sup>CR</sup>	200 <sup>1</sup>	266	203	362	138	488
	Ven	C	78 <sup>CR</sup>	66 <sup>CR</sup>	53 <sup>CR</sup>	82 <sup>CR</sup>	130 <sup>CR</sup>	264	188	177	124	555
		NC	141 <sup>CR</sup>	59 <sup>CR</sup>	77 <sup>CR</sup>	42 <sup>CR</sup>	70 <sup>CR</sup>	267	222	1 285	177	398
	Ply	All	574 <sup>1</sup>	125 <sup>1</sup>	67 <sup>1</sup>	345 <sup>1</sup>	49 <sup>1</sup>	1 944	3 071	379	1 777	1 303
		C	9 <sup>C</sup>	0 <sup>CR</sup>	1 <sup>CR</sup>	106 <sup>CR</sup>	0 <sup>CR</sup>	419	21 394	991	1 242	--
	Ven	NC	565 <sup>C</sup>	125 <sup>CR</sup>	66 <sup>CR</sup>	239 <sup>CR</sup>	49 <sup>CR</sup>	2 068	3 064	375	2 194	1 303
		All	4 159 <sup>1</sup>	4 843 <sup>1</sup>	2 654 <sup>1</sup>	3 688 <sup>1</sup>	4 498 <sup>1</sup>	479	442	480	370	467
	Ply	C	1 510 <sup>C</sup>	1 749 <sup>C</sup>	44 <sup>CR</sup>	383 <sup>CR</sup>	322 <sup>CR</sup>	472	435	261	481	1 157
		NC	2 650 <sup>CR</sup>	3 094 <sup>CR</sup>	2 610 <sup>CR</sup>	3 305 <sup>CR</sup>	4 175 <sup>CR</sup>	484	446	487	360	446
Benin	Logs	All	55 <sup>1</sup>	247 <sup>1</sup>	740 <sup>1</sup>	126 <sup>1</sup>	48 <sup>1</sup>	306	398	447	222	324
		C	53 <sup>CR</sup>	247 <sup>CR</sup>	488 <sup>CR</sup>	83 <sup>CR</sup>	48 <sup>CR</sup>	307	398	423	193	322
	Sawn	NC	2 <sup>C</sup>	0 <sup>C</sup>	252 <sup>CR</sup>	43 <sup>C</sup>	1 <sup>CR</sup>	270	--	504	311	551
		All	82 <sup>1</sup>	1 <sup>1</sup>	56 <sup>1</sup>	78 <sup>1</sup>	29 <sup>1</sup>	708	383	523	817	636
	Ven	C	9 <sup>CR</sup>	1 <sup>C</sup>	0 <sup>CR</sup>	9 <sup>C</sup>	28 <sup>CR</sup>	252	382	--	438	615
		NC	73 <sup>C</sup>	0 <sup>CR</sup>	56 <sup>C</sup>	69 <sup>C</sup>	1 <sup>CR</sup>	904	932	523	918	4 042
	Ply	All	175 <sup>1</sup>	38 <sup>1</sup>	84 <sup>1</sup>	16 <sup>1</sup>	16 <sup>X</sup>	416	421	1 019	607	607
		C	14 <sup>C</sup>	13 <sup>C</sup>	1 <sup>C</sup>	3 <sup>C</sup>	3 <sup>X</sup>	419	397	300	1 356	1 356
	Ven	NC	162 <sup>CR</sup>	25 <sup>CR</sup>	83 <sup>C</sup>	13 <sup>CR</sup>	13 <sup>X</sup>	415	435	1 050	528	528
		All	2 225 <sup>1</sup>	2 489 <sup>1</sup>	1 974 <sup>1</sup>	2 617 <sup>1</sup>	739 <sup>1</sup>	508	617	555	681	510
	Ply	C	272 <sup>C</sup>	252 <sup>C</sup>	296 <sup>C</sup>	577 <sup>C</sup>	89 <sup>CR</sup>	472	430	431	569	289
		NC	1 954 <sup>CR</sup>	2 237 <sup>C</sup>	1 679 <sup>C</sup>	2 040 <sup>C</sup>	650 <sup>CR</sup>	513	648	585	721	570
Cameroon	Logs	All	1 515 <sup>1</sup>	2 119 <sup>1</sup>	1 249 <sup>1</sup>	270 <sup>CR</sup>	0 <sup>CR</sup>	584	449	137	193	138
		C	0 <sup>1</sup>	0 <sup>C</sup>	838 <sup>CR</sup>	253 <sup>CR</sup>	0 <sup>CR</sup>	--	--	106	190	--
	Sawn	NC	1 515 <sup>CR</sup>	2 119 <sup>CR</sup>	411 <sup>CR</sup>	17 <sup>CR</sup>	0 <sup>CR</sup>	584	449	345	240	138
		All	33 <sup>1</sup>	1 349 <sup>1</sup>	88 <sup>1</sup>	49 <sup>1</sup>	83 <sup>1</sup>	426	509	143	527	652
	Ven	C	0 <sup>C</sup>	36 <sup>CR</sup>	3 <sup>CR</sup>	23 <sup>CR</sup>	12 <sup>CR</sup>	--	420	256	679	226
		NC	33 <sup>CR</sup>	1 313 <sup>CR</sup>	85 <sup>CR</sup>	27 <sup>CR</sup>	71 <sup>CR</sup>	426	512	140	444	953
	Ply	All	6 <sup>1</sup>	2 <sup>1</sup>	14 <sup>1</sup>	7 <sup>1</sup>	0 <sup>CR</sup>	614	13 597	29 070	793	--
		C	0 <sup>1</sup>	0 <sup>CR</sup>	0 <sup>CR</sup>	7 <sup>CR</sup>	0 <sup>CR</sup>	--	--	--	793	--
	Ven	NC	6 <sup>C</sup>	2 <sup>CR</sup>	14 <sup>CR</sup>	0 <sup>CR</sup>	0 <sup>CR</sup>	614	13 597	29 070	--	--
		All	824 <sup>1</sup>	386 <sup>1</sup>	650 <sup>1</sup>	1 105 <sup>1</sup>	1 191 <sup>1</sup>	386	485	277	339	692
	Ply	C	268 <sup>C</sup>	17 <sup>CR</sup>	28 <sup>CR</sup>	77 <sup>CR</sup>	139 <sup>CR</sup>	474	377	402	472	705
		NC	557 <sup>CR</sup>	368 <sup>CR</sup>	623 <sup>CR</sup>	1 028 <sup>CR</sup>	1 052 <sup>CR</sup>	354	492	273	332	691
Central Afr. Rep.	Logs	All	0 <sup>X</sup>	0 <sup>CR</sup>	2 <sup>CR</sup>	0 <sup>CR</sup>	0 <sup>CR</sup>	--	--	196	--	--
		C	0 <sup>X</sup>	0 <sup>CR</sup>	0 <sup>CR</sup>	0 <sup>CR</sup>	0 <sup>CR</sup>	--	--	--	--	--
	Sawn	NC	0 <sup>X</sup>	0 <sup>CR</sup>	2 <sup>CR</sup>	0 <sup>CR</sup>	0 <sup>CR</sup>	--	--	196	--	--
		All	1 196 <sup>1</sup>	12 <sup>1</sup>	5 <sup>CR</sup>	0 <sup>CR</sup>	0 <sup>CR</sup>	901	222	347	72	--
	Ven	C	0 <sup>X</sup>	11 <sup>CR</sup>	5 <sup>CR</sup>	0 <sup>CR</sup>	0 <sup>CR</sup>	--	220	347	--	--
		NC	1 196 <sup>C</sup>	1 <sup>CR</sup>	0 <sup>CR</sup>	0 <sup>CR</sup>	0 <sup>CR</sup>	901	247	--	72	--
	Ply	All	1 963 <sup>1</sup>	0 <sup>CR</sup>	0 <sup>CR</sup>	0 <sup>CR</sup>	0 <sup>CR</sup>	5 249	--	--	--	--
		C	0 <sup>X</sup>	0 <sup>CR</sup>	0 <sup>CR</sup>	0 <sup>CR</sup>	0 <sup>CR</sup>	--	--	--	--	--
	Ven	NC	1 963 <sup>C</sup>	0 <sup>CR</sup>	0 <sup>CR</sup>	0 <sup>CR</sup>	0 <sup>CR</sup>	5 249	--	--	--	--
		All	166 <sup>1</sup>	87 <sup>1</sup>	34 <sup>1</sup>	11 <sup>1</sup>	0 <sup>CR</sup>	1 180	507	312	303	--
	Ply	C	16 <sup>C</sup>	23 <sup>CR</sup>	10 <sup>CR</sup>	1 <sup>CR</sup>	0 <sup>CR</sup>	478	369	195	1 481	--
		NC	150 <sup>C</sup>	64 <sup>CR</sup>	24 <sup>CR</sup>	10 <sup>CR</sup>	0 <sup>CR</sup>	1 404	584	422	271	--
Congo, Dem. Rep.	Logs	All	1 808 <sup>CR</sup>	863 <sup>1</sup>	231 <sup>1</sup>	432 <sup>CR</sup>	174 <sup>1</sup>	55	55	245	143	55
		C	1 799 <sup>CR</sup>	809 <sup>CR</sup>	7 <sup>CR</sup>	27 <sup>CR</sup>	10 <sup>CR</sup>	55	53	92	45	13
	Sawn	NC	9 <sup>CR</sup>	54 <sup>C</sup>	224 <sup>CR</sup>	405 <sup>CR</sup>	164 <sup>CR</sup>	138	224	259	167	68
		All	205 <sup>1</sup>	130 <sup>1</sup>	155 <sup>1</sup>	3 637 <sup>1</sup>	49 <sup>CR</sup>	114	324	108	382	28
	Ven	C	138 <sup>CR</sup>	25 <sup>C</sup>	25 <sup>CR</sup>	14 <sup>CR</sup>	49 <sup>CR</sup>	292	117	37	37	28
		NC	68 <sup>CR</sup>	106 <sup>CR</sup>	131 <sup>CR</sup>	3 623 <sup>CR</sup>	0 <sup>CR</sup>	51	556	168	396	--
	Ply	All	49 <sup>1</sup>	235 <sup>1</sup>	413 <sup>1</sup>	312 <sup>1</sup>	0 <sup>CR</sup>	860	422	563	1 856	--
		C	31 <sup>CR</sup>	33 <sup>CR</sup>	79 <sup>CR</sup>	176 <sup>CR</sup>	0 <sup>CR</sup>	657	514	1 037	1 307	--
	Ven	NC	18 <sup>CR</sup>	202 <sup>C</sup>	334 <sup>C</sup>	136 <sup>CR</sup>	0 <sup>CR</sup>	1 930	410	508	4 087	--
		All	1 211 <sup>1</sup>	1 897 <sup>1</sup>	2 865 <sup>1</sup>	3 186 <sup>1</sup>	1 971 <sup>1</sup>	533	321	372	272	661
	Ply	C	50 <sup>CR</sup>	869 <sup>C</sup>	1 078 <sup>C</sup>	170 <sup>CR</sup>	216 <sup>CR</sup>	386	305	309	454	733
		NC	1 161 <sup>CR</sup>	1 029 <sup>C</sup>	1 787 <sup>CR</sup>	3 016 <sup>CR</sup>	1 755 <sup>CR</sup>	542	336	423	266	653
Congo, Rep.	Logs	All	223 <sup>1</sup>	8 <sup>1</sup>	44 <sup>1</sup>	82 <sup>1</sup>	143 <sup>1</sup>	275	346	322	336	247
		C	223 <sup>CR</sup>	3 <sup>C</sup>	0 <sup>CR</sup>	82 <sup>CR</sup>	2 <sup>X</sup>	275	541	--	334	1 100
	Sawn	NC	1 <sup>C</sup>	5 <sup>C</sup>	44 <sup>CR</sup>	0 <sup>CR</sup>	141 <sup>CR</sup>	526	291	322	15 836	244
		All	32 <sup>1</sup>	44 <sup>1</sup>	20 <sup>1</sup>	14 <sup>1</sup>	0 <sup>CR</sup>	682	598	1 612	128	104
	Ven	C	13 <sup>CR</sup>	1 <sup>C</sup>	0 <sup>CR</sup>	6 <sup>C</sup>	0 <sup>CR</sup>	481	386	414	96	104
		NC	19 <sup>CR</sup>	43 <sup>CR</sup>	19 <sup>CR</sup>	8 <sup>C</sup>	0 <sup>CR</sup>	936	604	1 719	167	--
	Ply	All	34 <sup>1</sup>	45 <sup>1</sup>	543 <sup>1</sup>	79 <sup>1</sup>	199 <sup>1</sup>	2 140	2 180	5 364	737	2 311
		C	1 <sup>C</sup>	0 <sup>C</sup>	5 <sup>C</sup>	58 <sup>CR</sup>	0 <sup>CR</sup>	724	--	451	725	--
	Ven	NC	33 <sup>CR</sup>	45 <sup>CR</sup>	539 <sup>C</sup>	21 <sup>CR</sup>	199 <sup>CR</sup>	2 229	2 180	5 925	776	2 311
		All	94 <sup>1</sup>	255 <sup>1</sup>	372 <sup>1</sup>	187 <sup>1</sup>	414 <sup>1</sup>	608	1 199	516	236	688
	Ply	C	2 <sup>C</sup>	168 <sup>C</sup>	159 <sup>C</sup>	5 <sup>CR</sup>	3 <sup>CR</sup>	579	3 046	429	186	470
		NC	92 <sup>CR</sup>	87 <sup>C</sup>	213 <sup>CR</sup>	182 <sup>C</sup>	411 <sup>CR</sup>	609	551	609	237	691

Exports Value (1000 \$)					Exports Unit Value (\$/m³)					Species	Product	Country
2018	2019	2020	2021	2022	2018	2019	2020	2021	2022			
1 391 817	1 193 915	882 863	996 743	929 280	334	338	320	336	325	All	Logs	
1 453	3 053	8 506	7 829	19 011	220	473	369	444	860	C		
1 390 365	1 190 862	874 356	988 915	910 269	334	338	319	335	321	NC		
1 404 477	1 312 415	1 172 117	1 174 058	1 378 310	552	463	451	482	488	All	Sawn	
9 212	7 966	8 221	9 551	2 649	144	157	241	174	251	C		
1 395 265	1 304 449	1 163 897	1 164 507	1 375 661	562	469	453	489	489	NC		Africa
283 200	340 939	277 795	361 538	381 671	888	810	757	778	733	All	Ven	
2 610	4 068	2 779	6 152	5 859	575	864	736	559	687	C		
280 590	336 871	275 016	355 386	375 812	892	810	757	783	734	NC		
48 635	47 345	49 927	63 995	57 572	504	504	484	456	484	All	Ply	
1 414	1 283	1 389	766	748	494	298	319	662	811	C		
47 221	46 062	48 538	63 229	56 824	504	514	491	454	482	NC		
40 005	23 433	4 155	10 275	10 275	310	313	338	314	314	All	Logs	Angola
19	0	9	0	0	245	--	238	--	--	C		
39 987	23 433	4 146	10 275	10 275	310	313	338	314	314	NC		
7 878	19 690	13 004	20 898	20 898	540	556	591	582	582	All	Sawn	
29	169	23	313	313	81	375	330	431	431	C		
7 849	19 521	12 980	20 585	20 585	552	558	592	585	585	NC		
12	8	0	5	0	465	850	1 934	446	--	All	Ven	
0	0	0	0	0	--	--	--	--	--	C		
12	8	0	5	0	465	850	1 934	446	--	NC		
497	4	35	2	0	828	137	164	243	--	All	Ply	
17	1	1	0	0	451	241	176	1 190	--	C		
480	3	34	2	0	854	127	164	238	--	NC		
29 903	8 285	6 434	16 319	11 206	440	237	188	603	2 388	All	Logs	Benin
117	0	42	0	52	234	--	281	--	282	C		
29 786	8 285	6 392	16 319	11 154	442	237	187	603	2 475	NC		
18 909	24 466	21 960	29 122	31 848	399	308	390	396	3 447	All	Sawn	
913	18	745	555	9	246	361	286	425	704	C		
17 996	24 448	21 214	28 566	31 840	412	308	395	396	3 451	NC		
0	1	0	0	0	--	2 412	741	--	--	All	Ven	
0	0	0	0	0	--	--	--	--	--	C		
0	1	0	0	0	--	2 412	741	--	--	NC		
0	0	0	0	0	--	662	--	390	--	All	Ply	
0	0	0	0	0	--	--	--	--	--	C		
0	0	0	0	0	--	662	--	390	--	NC		
391 581	280 045	219 837	222 935	225 902	290	288	263	283	266	All	Logs	Cameroon
20	40	27	68	68	480	453	82	272	272	C		
391 561	280 005	219 810	222 867	225 834	290	288	263	283	266	NC		
516 604	502 139	452 696	405 655	545 542	578	484	482	503	461	All	Sawn	
627	602	480	2 124	179	332	434	321	478	528	C		
515 977	501 537	452 216	403 531	545 363	579	484	483	503	461	NC		
43 327	56 718	43 619	46 126	62 692	712	889	874	923	894	All	Ven	
261	246	2	14	1	1 710	1 222	1 000	1 128	1 000	C		
43 067	56 472	43 617	46 112	62 690	709	888	874	923	894	NC		
3 558	3 893	2 467	2 272	400	518	600	358	341	757	All	Ply	
428	275	186	89	94	476	465	544	373	1 798	C		
3 130	3 618	2 281	2 183	305	524	613	349	340	643	NC		
65 236	40 486	58 325	43 052	41 122	397	366	338	387	374	All	Logs	Central Afr. Rep.
2	0	0	27	0	81	--	--	515	--	C		
65 234	40 486	58 325	43 025	41 122	397	366	338	387	374	NC		
11 950	12 042	10 502	9 851	9 517	591	628	652	614	653	All	Sawn	
0	0	0	63	0	--	--	--	500	--	C		
11 950	12 042	10 502	9 788	9 517	591	628	652	615	653	NC		
202	4	9	0	0	1 661	2 598	3 465	--	--	All	Ven	
0	0	0	0	0	--	3 308	--	--	--	C		
202	4	9	0	0	1 661	2 587	3 465	--	--	NC		
0	0	2	0	235	--	--	588	--	1 077	All	Ply	
0	0	0	0	0	--	--	--	--	--	C		
0	0	2	0	235	--	--	588	--	1 077	NC		
38 930	35 051	62 797	108 017	118 070	528	398	401	475	387	All	Logs	Congo, Dem. Rep.
0	0	0	0	0	--	--	--	--	--	C		
38 930	35 051	62 797	108 017	118 070	528	398	401	475	387	NC		
30 613	31 531	33 724	44 275	21 843	545	423	349	575	374	All	Sawn	
0	0	0	0	0	--	--	--	--	--	C		
30 613	31 531	33 724	44 275	21 843	545	423	349	575	374	NC		
2 460	2 678	1 267	764	1 352	838	802	887	1 125	686	All	Ven	
0	0	0	0	0	--	--	--	--	--	C		
2 460	2 678	1 267	764	1 352	838	802	887	1 125	686	NC		
74	0	3	9	0	475	--	340	114	--	All	Ply	
74	0	3	1	0	475	--	319	506	--	C		
0	0	0	8	0	--	--	2 532	108	--	NC		
290 570	293 889	238 466	245 094	220 138	357	378	352	376	369	All	Logs	Congo, Rep.
2	1 362	702	214	214	82	640	629	506	506	C		
290 567	292 526	237 764	244 880	219 924	357	378	352	376	369	NC		
161 046	167 646	170 591	176 737	142 610	627	658	701	628	579	All	Sawn	
153	266	12	112	8	447	657	953	478	1 276	C		
160 893	167 380	170 579	176 624	142 602	627	658	701	628	579	NC		
22 491	8 561	6 608	12 273	11 442	1 288	513	610	946	815	All	Ven	
34	23	16	0	0	2 246	2 034	815	--	--	C		
22 457	8 538	6 592	12 273	11 442	1 287	512	610	946	815	NC		
158	185	48	55	0	1 057	896	682	1 215	--	All	Ply	
0	0	0	0	0	--	--	--	--	--	C		
158	185	48	55	0	1 057	896	682	1 215	--	NC		



**Table 1-2-c. Trade of All Timber by ITTO Producers - Value (1000 \$ and \$/m<sup>3</sup>)**

Country	Product	Species	Imports Value (1000 \$)					Imports Unit Value (\$/m <sup>3</sup> )				
			2018	2019	2020	2021	2022	2018	2019	2020	2021	2022
Côte d'Ivoire	Logs	All	909 <sup>1</sup>	86 <sup>1</sup>	18 <sup>1</sup>	3 <sup>CR</sup>	2 <sup>1</sup>	295	158	1 356	1 255	1 283
		C	356 <sup>CR</sup>	5 <sup>C</sup>	18 <sup>C</sup>	0	0 <sup>CR</sup>	278	160	1 356	--	--
		NC	554 <sup>C</sup>	81 <sup>C</sup>	0 <sup>CR</sup>	3	2 <sup>CR</sup>	308	158	--	1 255	1 283
	Sawn	All	117 <sup>1</sup>	158 <sup>1</sup>	200 <sup>1</sup>	287 <sup>1</sup>	143 <sup>1</sup>	227	381	584	352	1 154
		C	100 <sup>CR</sup>	94 <sup>C</sup>	16 <sup>C</sup>	108 <sup>CR</sup>	65 <sup>CR</sup>	201	283	330	280	678
		NC	17 <sup>C</sup>	63 <sup>C</sup>	184 <sup>CR</sup>	179 <sup>CR</sup>	78 <sup>CR</sup>	941	791	625	418	2 765
	Ven	All	412 <sup>1</sup>	276 <sup>1</sup>	92 <sup>1</sup>	183 <sup>1</sup>	89 <sup>1</sup>	881	452	461	453	1 425
		C	72 <sup>CR</sup>	0 <sup>CR</sup>	1 <sup>CR</sup>	34 <sup>CR</sup>	0 <sup>CR</sup>	1 233	--	778	937	--
		NC	340 <sup>CR</sup>	276 <sup>CR</sup>	91 <sup>CR</sup>	148 <sup>CR</sup>	89 <sup>CR</sup>	831	452	460	405	1 425
	Ply	All	2 281 <sup>1</sup>	2 713 <sup>1</sup>	2 230 <sup>1</sup>	5 422 <sup>1</sup>	3 802 <sup>1</sup>	522	511	448	589	598
		C	207 <sup>C</sup>	308 <sup>C</sup>	133 <sup>CR</sup>	303 <sup>CR</sup>	822 <sup>CR</sup>	474	447	371	525	994
		NC	2 074 <sup>C</sup>	2 405 <sup>CR</sup>	2 097 <sup>C</sup>	5 119 <sup>CR</sup>	2 980 <sup>CR</sup>	527	521	454	593	539
Gabon	Logs	All	0 <sup>1</sup>	110 <sup>1</sup>	0 <sup>CR</sup>	1 <sup>CR</sup>	1 <sup>1</sup>	--	928	--	114	463
		C	0 <sup>1</sup>	0 <sup>CR</sup>	0 <sup>CR</sup>	1 <sup>CR</sup>	1 <sup>CR</sup>	--	126	--	114	463
		NC	0 <sup>1</sup>	109 <sup>CR</sup>	0 <sup>CR</sup>	0 <sup>CR</sup>	0 <sup>CR</sup>	--	935	--	--	--
	Sawn	All	92 <sup>CR</sup>	14 <sup>1</sup>	356 <sup>1</sup>	31 <sup>1</sup>	5 <sup>1</sup>	590	320	2 297	518	683
		C	15 <sup>CR</sup>	14 <sup>CR</sup>	1 <sup>CR</sup>	24 <sup>CR</sup>	4 <sup>CR</sup>	298	318	257	416	567
		NC	77 <sup>CR</sup>	0 <sup>CR</sup>	355 <sup>CR</sup>	7 <sup>CR</sup>	1 <sup>CR</sup>	728	3 097	2 337	3 519	1 753
	Ven	All	3 <sup>1</sup>	42 <sup>1</sup>	41 <sup>1</sup>	46 <sup>1</sup>	4 <sup>1</sup>	2 715	730	1 216	855	8 056
		C	0 <sup>1</sup>	0 <sup>C</sup>	0 <sup>CR</sup>	0 <sup>CR</sup>	0 <sup>CR</sup>	--	--	--	--	--
		NC	3 <sup>CR</sup>	42 <sup>CR</sup>	41 <sup>CR</sup>	46 <sup>CR</sup>	4 <sup>CR</sup>	2 715	730	1 216	855	8 056
	Ply	All	167 <sup>1</sup>	111 <sup>1</sup>	147 <sup>1</sup>	36 <sup>1</sup>	164 <sup>1</sup>	267	452	792	481	459
		C	13 <sup>CR</sup>	33 <sup>CR</sup>	4 <sup>CR</sup>	14 <sup>CR</sup>	106 <sup>CR</sup>	514	315	744	398	361
		NC	154 <sup>CR</sup>	78 <sup>CR</sup>	144 <sup>CR</sup>	22 <sup>CR</sup>	58 <sup>CR</sup>	256	555	793	556	917
Ghana	Logs	All	8 542 <sup>1</sup>	14 013 <sup>1</sup>	8 717 <sup>1</sup>	4 371 <sup>1</sup>	3 062 <sup>1</sup>	280	332	293	300	336
		C	7 757 <sup>CR</sup>	13 840 <sup>CR</sup>	8 713 <sup>CR</sup>	4 246 <sup>CR</sup>	3 062 <sup>CR</sup>	278	346	293	298	336
		NC	784 <sup>C</sup>	173 <sup>C</sup>	4 <sup>CR</sup>	125 <sup>CR</sup>	0 <sup>CR</sup>	298	80	1 684	377	--
	Sawn	All	1 821 <sup>1</sup>	4 942 <sup>1</sup>	1 929 <sup>1</sup>	809 <sup>1</sup>	699 <sup>1</sup>	230	104	251	340	643
		C	1 734 <sup>CR</sup>	4 749 <sup>CR</sup>	1 852 <sup>CR</sup>	687 <sup>CR</sup>	129 <sup>CR</sup>	227	101	246	314	431
		NC	87 <sup>CR</sup>	193 <sup>CR</sup>	76 <sup>CR</sup>	122 <sup>CR</sup>	570 <sup>CR</sup>	291	460	541	630	724
	Ven	All	248 <sup>1</sup>	161 <sup>1</sup>	300 <sup>1</sup>	130 <sup>1</sup>	317 <sup>1</sup>	898	1 671	4 244	4 109	1 241
		C	46 <sup>C</sup>	0 <sup>CR</sup>	0 <sup>CR</sup>	0 <sup>CR</sup>	0 <sup>CR</sup>	411	238	--	--	--
		NC	202 <sup>C</sup>	161 <sup>C</sup>	300 <sup>CR</sup>	130 <sup>CR</sup>	317 <sup>CR</sup>	1 224	1 675	4 244	4 109	1 241
	Ply	All	7 482 <sup>1</sup>	8 483 <sup>1</sup>	15 197 <sup>1</sup>	26 394 <sup>1</sup>	21 732 <sup>1</sup>	398	423	418	431	565
		C	950 <sup>C</sup>	417 <sup>C</sup>	68 <sup>CR</sup>	225 <sup>CR</sup>	743 <sup>CR</sup>	472	255	309	909	1 918
		NC	6 532 <sup>CR</sup>	8 066 <sup>CR</sup>	15 129 <sup>CR</sup>	26 169 <sup>CR</sup>	20 989 <sup>CR</sup>	389	438	418	429	552
Liberia	Logs	All	1 033 <sup>CR</sup>	1 021 <sup>1</sup>	757 <sup>1</sup>	1 433 <sup>1</sup>	649 <sup>1</sup>	322	283	202	187	388
		C	1 029 <sup>CR</sup>	987 <sup>CR</sup>	194 <sup>CR</sup>	867 <sup>CR</sup>	429 <sup>CR</sup>	322	283	286	188	513
		NC	4 <sup>CR</sup>	34 <sup>CR</sup>	563 <sup>CR</sup>	565 <sup>CR</sup>	220 <sup>CR</sup>	232	290	183	186	264
	Sawn	All	151 <sup>CR</sup>	130 <sup>1</sup>	25 <sup>1</sup>	1 481 <sup>CR</sup>	5 <sup>CR</sup>	262	231	200	532	118
		C	9 <sup>CR</sup>	62 <sup>CR</sup>	11 <sup>CR</sup>	22 <sup>CR</sup>	0 <sup>CR</sup>	295	280	199	229	--
		NC	142 <sup>CR</sup>	67 <sup>CR</sup>	14 <sup>CR</sup>	1 459 <sup>CR</sup>	5 <sup>CR</sup>	260	199	201	543	118
	Ven	All	41 <sup>1</sup>	6 <sup>1</sup>	22 <sup>1</sup>	32 <sup>1</sup>	0 <sup>CR</sup>	2 502	473	471	862	--
		C	0 <sup>CR</sup>	0 <sup>CR</sup>	0 <sup>CR</sup>	12 <sup>CR</sup>	0 <sup>CR</sup>	802	--	--	1 444	--
		NC	41 <sup>CR</sup>	6 <sup>CR</sup>	22 <sup>CR</sup>	20 <sup>CR</sup>	0 <sup>CR</sup>	2 519	473	471	697	--
	Ply	All	2 246 <sup>1</sup>	1 903 <sup>1</sup>	3 144 <sup>1</sup>	3 161 <sup>1</sup>	2 650 <sup>1</sup>	462	442	430	488	492
		C	3 <sup>CR</sup>	31 <sup>CR</sup>	22 <sup>CR</sup>	42 <sup>CR</sup>	69 <sup>CR</sup>	254	208	236	819	950
		NC	2 244 <sup>CR</sup>	1 872 <sup>CR</sup>	3 122 <sup>CR</sup>	3 119 <sup>CR</sup>	2 581 <sup>CR</sup>	463	450	432	486	486
Madagascar	Logs	All	576 <sup>1</sup>	628 <sup>CR</sup>	582 <sup>CR</sup>	265 <sup>CR</sup>	718 <sup>1</sup>	396	212	322	191	170
		C	80 <sup>C</sup>	598 <sup>CR</sup>	28 <sup>CR</sup>	125 <sup>CR</sup>	142 <sup>CR</sup>	213	215	251	168	88
		NC	496 <sup>C</sup>	30 <sup>CR</sup>	554 <sup>CR</sup>	140 <sup>CR</sup>	576 <sup>CR</sup>	459	163	327	218	220
	Sawn	All	142 <sup>1</sup>	37 <sup>1</sup>	216 <sup>1</sup>	86 <sup>CR</sup>	126 <sup>1</sup>	534	566	355	773	734
		C	41 <sup>C</sup>	2 <sup>CR</sup>	109 <sup>CR</sup>	4 <sup>CR</sup>	94 <sup>CR</sup>	274	799	248	327	660
		NC	101 <sup>C</sup>	35 <sup>CR</sup>	107 <sup>C</sup>	82 <sup>CR</sup>	32 <sup>CR</sup>	869	557	638	832	1 102
	Ven	All	285 <sup>1</sup>	49 <sup>1</sup>	103 <sup>1</sup>	31 <sup>1</sup>	12 <sup>1</sup>	489	591	541	775	1 740
		C	182 <sup>C</sup>	19 <sup>C</sup>	72 <sup>C</sup>	17 <sup>C</sup>	0 <sup>CR</sup>	489	329	417	619	--
		NC	102 <sup>C</sup>	30 <sup>C</sup>	30 <sup>C</sup>	14 <sup>C</sup>	12 <sup>CR</sup>	489	1 212	1 821	1 129	1 740
	Ply	All	1 686 <sup>1</sup>	1 462 <sup>1</sup>	2 028 <sup>1</sup>	2 275 <sup>1</sup>	2 010 <sup>1</sup>	403	372	262	359	512
		C	95 <sup>CR</sup>	8 <sup>CR</sup>	271 <sup>C</sup>	629 <sup>C</sup>	279 <sup>CR</sup>	489	725	429	429	3 718
		NC	1 591 <sup>CR</sup>	1 454 <sup>CR</sup>	1 758 <sup>CR</sup>	1 646 <sup>CR</sup>	1 731 <sup>CR</sup>	399	371	247	338	450
Mali	Logs	All	0 <sup>1</sup>	6 <sup>1</sup>	99 <sup>CR</sup>	67 <sup>CR</sup>	0 <sup>CR</sup>	--	95	1 012	2 778	--
		C	0 <sup>1</sup>	6 <sup>CR</sup>	99 <sup>CR</sup>	0 <sup>CR</sup>	0 <sup>CR</sup>	--	95	1 012	--	--
		NC	0 <sup>C</sup>	0 <sup>C</sup>	0 <sup>CR</sup>	67 <sup>CR</sup>	0 <sup>CR</sup>	--	--	--	2 778	--
	Sawn	All	3 021 <sup>CR</sup>	2 263 <sup>1</sup>	2 228 <sup>1</sup>	0 <sup>CR</sup>	11 <sup>1</sup>	1 218	963	144	646	490
		C	38 <sup>CR</sup>	174 <sup>CR</sup>	18 <sup>CR</sup>	0 <sup>CR</sup>	11 <sup>CR</sup>	278	336	173	646	490
		NC	2 983 <sup>CR</sup>	2 089 <sup>CR</sup>	2 210 <sup>CR</sup>	0 <sup>CR</sup>	0 <sup>CR</sup>	1 272	1 139	144	--	--
	Ven	All	1 <sup>1</sup>	307 <sup>1</sup>	0 <sup>CR</sup>	82 <sup>1</sup>	0 <sup>CR</sup>	1 071	381	--	202	--
		C	0 <sup>1</sup>	0 <sup>CR</sup>	0 <sup>CR</sup>	75 <sup>CR</sup>	0 <sup>CR</sup>	--	--	--	192	--
		NC	1 <sup>CR</sup>	307 <sup>C</sup>	0 <sup>CR</sup>	7 <sup>CR</sup>	0 <sup>CR</sup>	1 071	381	--	429	--
	Ply	All	5 256 <sup>1</sup>	6 079 <sup>1</sup>	6 987 <sup>1</sup>	391 <sup>1</sup>	53 <sup>1</sup>	953	929	409	619	658
		C	9 <sup>CR</sup>	72 <sup>CR</sup>	76 <sup>CR</sup>	172 <sup>CR</sup>	0 <sup>CR</sup>	395	396	453	603	--
		NC	5 246 <sup>CR</sup>	6 007 <sup>CR</sup>	6 911 <sup>CR</sup>	219 <sup>CR</sup>	53 <sup>CR</sup>	956	944	409	632	658
Mozambique	Logs	All	6 544 <sup>1</sup>	10 191 <sup>1</sup>	6 954 <sup>1</sup>	6 773 <sup>1</sup>	6 773 <sup>X</sup>	197	117	118	93	93
		C	4 931 <sup>CR</sup>	7 072 <sup>CR</sup>	5 576 <sup>CR</sup>	5 765 <sup>CR</sup>	5 765 <sup>X</sup>	157	136	136	210	210
		NC	1 613 <sup>CR</sup>	3 119 <sup>CR</sup>	1 378 <sup>CR</sup>	1 008 <sup>CR</sup>	1 008 <sup>X</sup>	896	88	76	22	22
	Sawn	All	7 778 <sup>1</sup>	13 954 <sup>1</sup>	28 134 <sup>1</sup>	12 886 <sup>1</sup>	9 343 <sup>1</sup>	290	163	284	110	60
		C	7 516 <sup>CR</sup>	13 692 <sup>CR</sup>	27 412 <sup>CR</sup>	12 465 <sup>CR</sup>	9 065 <sup>CR</sup>	298	163	298	113	60
		NC	262 <sup>CR</sup>	262 <sup>X</sup>	722 <sup>C</sup>	421 <sup>CR</sup>	279 <sup>CR</sup>	166	166	101	68	50
	Ven	All	93 <sup>1</sup>	230 <sup>1</sup>	40 <sup>1</sup>	46 <sup>1</sup>	51 <sup>1</sup>	597	210	719	2 039	1 744
		C	1 <sup>CR</sup>	1 <sup>CR</sup>	4 <sup>CR</sup>	3 <sup>CR</sup>	3 <sup>CR</sup>	1 510	11 861	2 251	478	786
		NC	92 <sup>C</sup>	230 <sup>CR</sup>	36 <sup>CR</sup>	43 <sup>CR</sup>	48 <sup>CR</sup>	592	209	666	2 591	1 863
	Ply	All	3 148 <sup>1</sup>	4 666 <sup>1</sup>	4 295 <sup>1</sup>	4 702 <sup>1</sup>	4 172 <sup>1</sup>	320	220	409	469	516
		C	303 <sup>CR</sup>	333 <sup>CR</sup>	34 <sup>CR</sup>	90 <sup>CR</sup>	713 <sup>CR</sup>	156	103	102	659	696
		NC	2 844 <sup>CR</sup>	4 333 <sup>CR</sup>	4 262 <sup>CR</sup>	4 612 <sup>CR</sup>	3 458 <sup>CR</sup>	361	241	419	467	490

Exports Value (1000 \$)					Exports Unit Value (\$/m³)					Species	Product	Country
2018	2019	2020	2021	2022	2018	2019	2020	2021	2022			
3 683	1 740	1 553	1 898	1 898	469	360	319	401	401	All	Logs	Côte d'Ivoire
1	0	0	90	90	91	119	430	121	121	C		
3 683	1 740	1 553	1 808	1 808	469	360	319	452	452	NC		
70 197	56 303	45 844	54 013	54 013	620	499	447	525	525	All	Sawn	
973	303	148	361	361	289	409	310	398	398	C		
69 224	56 000	45 696	53 652	53 652	630	500	448	526	526	NC		
43 050	46 325	33 390	42 780	50 475	770	953	920	987	1 022	All	Ven	
372	180	115	42	0	252	209	344	355	--	C		
42 678	46 146	33 275	42 738	50 475	784	967	926	989	1 022	NC		
13 904	12 379	11 449	14 174	11 767	352	407	347	283	354	All	Ply	
35	62	61	83	1	497	467	584	1 051	4 317	C		
13 870	12 317	11 388	14 091	11 766	352	407	346	282	354	NC		
19 797	16 876	4 222	5 978	1 122	482	344	418	461	826	All	Logs	Gabon
14	20	11	0	0	54	217	215	--	--	C		
19 783	16 856	4 211	5 978	1 122	485	344	419	461	826	NC		
466 120	352 569	310 728	328 351	423 869	554	411	387	467	473	All	Sawn	
444	658	693	517	61	320	345	345	323	581	C		
465 676	351 911	310 035	327 834	423 808	554	411	387	467	473	NC		
145 960	205 011	180 349	242 170	241 254	900	761	736	727	656	All	Ven	
1 115	3 318	2 261	4 794	4 575	500	984	732	694	723	C		
144 845	201 693	178 087	237 376	236 679	906	759	736	727	654	NC		
23 530	22 883	27 305	35 464	35 464	779	745	746	672	672	All	Ply	
120	84	0	520	520	543	456	--	694	694	C		
23 410	22 800	27 305	34 944	34 944	780	747	746	672	672	NC		
168 757	166 780	72 230	83 574	91 538	360	361	320	313	304	All	Logs	Ghana
1 200	1 452	49	38	38	229	420	73	45	45	C		
167 557	165 328	72 181	83 536	91 500	361	360	320	314	305	NC		
74 490	90 656	77 999	74 083	79 045	583	563	372	337	436	All	Sawn	
137	48	541	454	237	286	383	334	503	451	C		
74 353	90 608	77 458	73 628	78 808	585	563	373	336	436	NC		
25 034	20 980	11 857	17 006	13 737	1 646	1 535	660	800	957	All	Ven	
824	271	351	989	1 014	1 284	1 846	1 873	1 194	1 867	C		
24 209	20 709	11 506	16 017	12 723	1 662	1 532	647	784	921	NC		
6 572	7 929	8 429	11 862	9 630	353	305	323	388	301	All	Ply	
695	832	1 115	74	56	488	248	288	825	1 136	C		
5 877	7 097	7 314	11 787	9 573	342	313	329	386	299	NC		
50 628	20 227	19 261	22 864	7 743	281	226	203	237	310	All	Logs	Liberia
0	0	43	0	0	--	--	203	--	--	C		
50 628	20 227	19 218	22 864	7 743	281	226	203	237	310	NC		
831	1 793	3 051	1 228	557	384	211	250	380	436	All	Sawn	
0	0	18	36	0	--	--	213	166	--	C		
831	1 793	3 033	1 192	557	384	211	251	395	436	NC		
0	0	0	0	0	--	--	--	--	--	All	Ven	
0	0	0	0	0	--	--	--	--	--	C		
0	0	0	0	0	--	--	--	--	--	NC		
0	0	0	0	29	--	--	--	--	971	All	Ply	
0	0	0	0	29	--	--	--	--	971	C		
0	0	0	0	0	--	--	--	--	--	NC		
69	60	6 042	6 864	18 396	1 136	441	442	542	1 016	All	Logs	Madagascar
5	11	5 572	6 737	18 287	125	95	472	552	1 025	C		
65	49	470	127	109	2 695	2 727	253	284	400	NC		
5 996	6 361	6 398	5 946	1 347	124	130	217	123	173	All	Sawn	
5 349	5 670	5 513	4 976	1 325	117	126	223	112	171	C		
647	691	885	970	22	271	169	187	242	483	NC		
525	568	641	361	246	122	107	116	115	149	All	Ven	
5	30	33	314	236	178	251	227	100	143	C		
520	538	608	47	10	122	104	113	7 050	3 640	NC		
40	1	4	0	0	999	364	161	54	--	All	Ply	
40	0	0	0	0	999	--	--	--	--	C		
0	1	4	0	0	890	364	161	54	--	NC		
37 376	57 829	60 489	29 583	32 816	458	525	577	592	590	All	Logs	Mali
4	3	0	0	0	258	236	--	--	--	C		
37 372	57 826	60 489	29 583	32 816	458	525	577	592	590	NC		
5	2 486	2 205	0	116	5 058	444	627	--	837	All	Sawn	
0	0	0	0	116	--	--	--	--	837	C		
5	2 486	2 205	0	0	5 058	444	627	--	--	NC		
1	5	0	16	0	1 207	419	--	137	--	All	Ven	
0	0	0	0	0	--	--	--	--	--	C		
1	5	0	16	0	1 207	419	--	137	--	NC		
0	0	0	0	0	--	--	--	1 710	--	All	Ply	
0	0	0	0	0	--	--	--	--	--	C		
0	0	0	0	0	--	--	--	1 710	--	NC		
246 103	238 668	118 294	190 150	138 912	320	328	306	292	265	All	Logs	Mozambique
23	164	1 805	394	0	82	295	227	314	--	C		
246 080	238 503	116 489	189 756	138 912	320	329	307	292	265	NC		
39 627	44 431	22 666	23 206	30 184	323	327	343	362	343	All	Sawn	
587	231	46	38	0	91	306	43	270	--	C		
39 040	44 201	22 620	23 168	30 184	336	327	348	362	343	NC		
139	79	55	40	473	1 227	762	2 681	2 435	417	All	Ven	
0	0	0	0	33	--	3 862	--	--	2 980	C		
139	79	55	40	441	1 227	759	2 681	2 435	392	NC		
60	8	10	0	0	862	1 746	1 005	552	--	All	Ply	
0	0	0	0	0	--	--	--	--	--	C		
60	8	10	0	0	862	1 746	1 005	552	--	NC		

**Table 1-2-c. Trade of All Timber by ITTO Producers - Value (1000 \$ and \$/m<sup>3</sup>)**

Country	Product	Species	Imports Value (1000 \$)					Imports Unit Value (\$/m <sup>3</sup> )				
			2018	2019	2020	2021	2022	2018	2019	2020	2021	2022
Togo	Logs	All	172 <sup>1</sup>	101 <sup>1</sup>	410 <sup>CR</sup>	1 805 <sup>1</sup>	37 <sup>1</sup>	119	264	293	241	569
		C	128 <sup>C</sup>	37 <sup>C</sup>	0 <sup>C</sup>	504 <sup>C</sup>	15 <sup>CR</sup>	130	120	--	196	446
	Sawn	All	44 <sup>CR</sup>	64 <sup>CR</sup>	410 <sup>CR</sup>	1 301 <sup>CR</sup>	22 <sup>CR</sup>	97	849	293	264	707
		C	60 <sup>CR</sup>	94 <sup>1</sup>	40 <sup>CR</sup>	3 <sup>1</sup>	108 <sup>1</sup>	428	887	394	133	423
	Ven	All	15 <sup>CR</sup>	3 <sup>CR</sup>	8 <sup>CR</sup>	2 <sup>CR</sup>	84 <sup>CR</sup>	259	437	1 609	786	399
		C	45 <sup>CR</sup>	91 <sup>CR</sup>	32 <sup>CR</sup>	1 <sup>CR</sup>	24 <sup>CR</sup>	549	916	330	57	536
	Ply	All	18 <sup>1</sup>	276 <sup>1</sup>	8 <sup>1</sup>	2 <sup>1</sup>	0 <sup>CR</sup>	453	338	410	430	--
		C	0 <sup>C</sup>	0 <sup>C</sup>	0 <sup>CR</sup>	0 <sup>CR</sup>	0 <sup>CR</sup>	--	--	--	--	--
		All	18 <sup>C</sup>	276 <sup>CR</sup>	8 <sup>CR</sup>	2 <sup>CR</sup>	0 <sup>CR</sup>	453	338	410	430	--
		C	1 916 <sup>1</sup>	1 543 <sup>1</sup>	1 562 <sup>1</sup>	2 918 <sup>1</sup>	2 254 <sup>1</sup>	510	373	477	301	573
		All	434 <sup>C</sup>	92 <sup>CR</sup>	92 <sup>CR</sup>	828 <sup>C</sup>	11 <sup>CR</sup>	471	285	388	141	485
		C	1 482 <sup>CR</sup>	1 451 <sup>CR</sup>	1 471 <sup>CR</sup>	2 089 <sup>CR</sup>	2 243 <sup>CR</sup>	522	381	484	547	574
Asia-Pacific	Logs	All	1 865 606	1 766 835	1 324 889	2 253 119	2 373 842	249	229	219	295	300
		C	187 728	263 280	164 501	414 716	420 371	118	136	123	139	140
	Sawn	All	1 677 878	1 503 555	1 160 388	1 838 403	1 953 471	285	260	245	396	399
		C	2 580 090	2 761 775	2 391 266	2 837 428	2 906 544	412	403	393	408	424
	Ven	All	724 675	702 669	634 962	1 112 528	1 177 356	260	224	218	293	325
		C	1 855 416	2 059 106	1 756 304	1 724 901	1 729 188	535	554	555	546	535
	Ply	All	625 496	735 946	646 509	1 006 211	932 963	806	848	879	961	955
		C	108 280	123 656	82 112	118 183	109 780	729	688	734	653	661
		All	517 216	612 290	564 397	888 028	823 183	824	889	905	1 026	1 015
		C	1 551 880	1 451 501	1 413 100	1 685 732	1 607 170	449	409	421	478	487
		All	296 368	249 405	262 109	223 194	280 971	362	378	428	432	506
		C	1 255 512	1 202 096	1 150 991	1 462 538	1 326 199	476	417	419	486	483
Cambodia	Logs	All	11 686 <sup>1</sup>	7 418 <sup>CR</sup>	8 774 <sup>CR</sup>	11 299 <sup>CR</sup>	8 391 <sup>1</sup>	517	213	172	211	179
		C	171 <sup>CR</sup>	25 <sup>CR</sup>	170 <sup>CR</sup>	147 <sup>CR</sup>	198 <sup>CR</sup>	325	278	148	106	88
	Sawn	All	11 515 <sup>C</sup>	7 393 <sup>C</sup>	8 604 <sup>CR</sup>	11 152 <sup>CR</sup>	8 193 <sup>CR</sup>	522	213	173	214	184
		C	4 696 <sup>CR</sup>	5 273 <sup>CR</sup>	8 832 <sup>CR</sup>	13 629 <sup>1</sup>	15 131 <sup>1</sup>	443	389	227	281	363
	Ven	All	1 630 <sup>CR</sup>	2 484 <sup>CR</sup>	5 643 <sup>CR</sup>	8 826 <sup>CR</sup>	10 357 <sup>CR</sup>	233	289	182	215	290
		C	3 066 <sup>C</sup>	2 790 <sup>C</sup>	3 189 <sup>CR</sup>	4 803 <sup>CR</sup>	4 775 <sup>CR</sup>	848	562	404	650	802
	Ply	All	45 013 <sup>1</sup>	70 831 <sup>1</sup>	82 073 <sup>1</sup>	131 919 <sup>1</sup>	131 919 <sup>X</sup>	1 233	601	692	876	876
		C	29 256 <sup>C</sup>	33 304 <sup>C</sup>	18 490 <sup>C</sup>	11 868 <sup>C</sup>	11 868 <sup>X</sup>	2 545	542	569	608	608
		All	15 758 <sup>CR</sup>	37 527 <sup>CR</sup>	63 584 <sup>CR</sup>	120 052 <sup>CR</sup>	120 052 <sup>X</sup>	630	664	739	916	916
		C	143 560 <sup>1</sup>	116 811 <sup>1</sup>	62 937 <sup>1</sup>	54 201 <sup>1</sup>	54 201 <sup>X</sup>	608	523	465	468	468
		All	51 648 <sup>C</sup>	52 104 <sup>C</sup>	26 962 <sup>C</sup>	16 977 <sup>C</sup>	16 977 <sup>X</sup>	471	434	429	387	387
		C	91 912 <sup>CR</sup>	64 706 <sup>CR</sup>	35 975 <sup>CR</sup>	37 224 <sup>CR</sup>	37 224 <sup>X</sup>	726	626	496	517	517
Fiji	Logs	All	97 <sup>1</sup>	74 <sup>1</sup>	85 <sup>1</sup>	264 <sup>C</sup>	0 <sup>CR</sup>	377	818	1 980	1 443	390
		C	67 <sup>C</sup>	7 <sup>CR</sup>	17 <sup>CR</sup>	204 <sup>C</sup>	0 <sup>CR</sup>	571	388	4 313	1 500	390
	Sawn	All	30 <sup>CR</sup>	67 <sup>C</sup>	68 <sup>C</sup>	60 <sup>C</sup>	0 <sup>C</sup>	213	925	1 740	1 278	--
		C	2 473 <sup>1</sup>	1 013 <sup>1</sup>	818 <sup>1</sup>	481 <sup>1</sup>	621 <sup>1</sup>	252	249	312	234	730
	Ven	All	2 028 <sup>C</sup>	636 <sup>C</sup>	701 <sup>C</sup>	359 <sup>C</sup>	324 <sup>CR</sup>	213	231	279	192	570
		C	445 <sup>CR</sup>	377 <sup>CR</sup>	117 <sup>CR</sup>	122 <sup>CR</sup>	297 <sup>CR</sup>	1 551	289	1 102	666	1 050
	Ply	All	521 <sup>1</sup>	139 <sup>1</sup>	95 <sup>1</sup>	68 <sup>1</sup>	113 <sup>1</sup>	596	1 493	2 524	1 914	1 536
		C	110 <sup>C</sup>	56 <sup>CR</sup>	13 <sup>C</sup>	0 <sup>CR</sup>	0 <sup>CR</sup>	569	1 020	4 981	11 350	--
		All	411 <sup>C</sup>	83 <sup>CR</sup>	82 <sup>CR</sup>	67 <sup>CR</sup>	113 <sup>CR</sup>	604	2 168	2 337	1 907	1 536
		C	3 198 <sup>1</sup>	2 515 <sup>1</sup>	2 057 <sup>1</sup>	1 430 <sup>1</sup>	5 367 <sup>1</sup>	506	459	444	360	585
		All	347 <sup>C</sup>	269 <sup>C</sup>	188 <sup>C</sup>	34 <sup>C</sup>	94 <sup>CR</sup>	472	435	430	570	1 270
		C	2 851 <sup>CR</sup>	2 246 <sup>CR</sup>	1 868 <sup>CR</sup>	1 396 <sup>CR</sup>	5 273 <sup>CR</sup>	511	462	446	356	580
India	Logs	All	1 022 010 <sup>1</sup>	995 738 <sup>1</sup>	649 040 <sup>1</sup>	1 039 367 <sup>C</sup>	1 062 360 <sup>1</sup>	251	227	215	216	216
		C	163 790 <sup>CR</sup>	237 266 <sup>C</sup>	131 933 <sup>C</sup>	368 114 <sup>C</sup>	375 624 <sup>1</sup>	110	137	121	141	141
	Sawn	All	858 220 <sup>1</sup>	758 472 <sup>CR</sup>	517 107 <sup>C</sup>	671 254 <sup>C</sup>	686 736 <sup>CR</sup>	332	286	268	304	304
		C	422 360 <sup>C</sup>	469 667 <sup>1</sup>	325 042 <sup>1</sup>	387 054 <sup>1</sup>	489 257 <sup>1</sup>	362	301	284	235	285
	Ven	All	148 677 <sup>C</sup>	176 968 <sup>C</sup>	111 065 <sup>CR</sup>	137 134 <sup>C</sup>	190 773 <sup>CR</sup>	231	202	174	178	287
		C	273 683 <sup>C</sup>	292 699 <sup>C</sup>	213 976 <sup>C</sup>	249 920 <sup>CR</sup>	298 484 <sup>CR</sup>	523	426	422	284	284
	Ply	All	233 659 <sup>1</sup>	283 015 <sup>1</sup>	169 370 <sup>1</sup>	294 843 <sup>1</sup>	277 467 <sup>1</sup>	586	665	606	652	711
		C	16 257 <sup>C</sup>	18 020 <sup>C</sup>	16 435 <sup>C</sup>	28 437 <sup>C</sup>	23 077 <sup>C</sup>	982	790	699	755	958
		All	217 402 <sup>C</sup>	264 995 <sup>C</sup>	152 934 <sup>C</sup>	266 406 <sup>C</sup>	254 390 <sup>C</sup>	569	658	597	642	695
		C	120 391 <sup>1</sup>	108 114 <sup>1</sup>	78 743 <sup>1</sup>	100 947 <sup>1</sup>	123 184 <sup>1</sup>	710	394	351	534	705
		All	5 360 <sup>C</sup>	4 443 <sup>C</sup>	3 142 <sup>C</sup>	3 142 <sup>X</sup>	47 290 <sup>C</sup>	234	397	312	312	1 326
		C	115 031 <sup>C</sup>	103 671 <sup>C</sup>	75 601 <sup>C</sup>	97 806 <sup>C</sup>	75 894 <sup>CR</sup>	785	394	353	546	546
Indonesia	Logs	All	61 899 <sup>1</sup>	54 577 <sup>1</sup>	34 150 <sup>1</sup>	7 524 <sup>1</sup>	14 169 <sup>1</sup>	89	95	88	366	240
		C	788 <sup>C</sup>	120 <sup>CR</sup>	1 251 <sup>CR</sup>	1 025 <sup>CR</sup>	283 <sup>C</sup>	346	309	408	180	438
	Sawn	All	61 111 <sup>C</sup>	54 457 <sup>C</sup>	32 899 <sup>C</sup>	6 499 <sup>C</sup>	13 886 <sup>C</sup>	88	95	85	438	238
		C	146 227 <sup>1</sup>	135 353 <sup>1</sup>	119 023 <sup>1</sup>	156 408 <sup>1</sup>	177 448 <sup>1</sup>	508	498	442	587	652
	Ven	All	61 674 <sup>C</sup>	53 805 <sup>C</sup>	49 261 <sup>C</sup>	52 663 <sup>C</sup>	66 827 <sup>C</sup>	364	347	301	386	454
		C	84 553 <sup>C</sup>	81 548 <sup>C</sup>	69 762 <sup>C</sup>	103 745 <sup>C</sup>	110 622 <sup>C</sup>	714	698	663	799	886
	Ply	All	40 250 <sup>1</sup>	44 473 <sup>1</sup>	53 158 <sup>1</sup>	82 249 <sup>1</sup>	77 434 <sup>1</sup>	2 349	2 155	1 869	2 068	2 021
		C	5 291 <sup>C</sup>	4 609 <sup>C</sup>	3 801 <sup>C</sup>	6 120 <sup>C</sup>	6 588 <sup>C</sup>	3 433	2 028	3 592	3 907	4 171
		All	34 958 <sup>C</sup>	39 864 <sup>C</sup>	49 357 <sup>C</sup>	76 130 <sup>C</sup>	70 846 <sup>C</sup>	2 242	2 171	1 802	1 993	1 928
		C	47 042 <sup>1</sup>	52 351 <sup>1</sup>	43 166 <sup>1</sup>	58 721 <sup>1</sup>	52 626 <sup>1</sup>	566	538	580	502	690
		All	16 623 <sup>C</sup>	18 240 <sup>C</sup>	14 621 <sup>C</sup>	17 445 <sup>C</sup>	21 291 <sup>C</sup>	489	476	537	612	649
		C	30 419 <sup>CR</sup>	34 111 <sup>CR</sup>	28 546 <sup>CR</sup>	41 276 <sup>CR</sup>	31 335 <sup>CR</sup>	620	578	605	466	721
Malaysia	Logs	All	37 786 <sup>1</sup>	22 352 <sup>1</sup>	35 560 <sup>1</sup>	53 809 <sup>C</sup>	52 541 <sup>1</sup>	150	149	105	127	126
		C	1 049 <sup>CR</sup>	546 <sup>CR</sup>	958 <sup>CR</sup>	1 614 <sup>C</sup>	165 <sup>C</sup>	411	316	119	128	282
	Sawn	All	36 737 <sup>C</sup>	21 806 <sup>C</sup>	34 601 <sup>C</sup>	52 195 <sup>C</sup>	52 376 <sup>CR</sup>	148	147	104	127	126
		C	154 029 <sup>1</sup>	140 268 <sup>1</sup>	133 899 <sup>C</sup>	192 430 <sup>1</sup>	171 789 <sup>1</sup>	402	262	351	437	422
	Ven	All	49 695 <sup>C</sup>	56 427 <sup>C</sup>	57 834 <sup>C</sup>	91 960 <sup>C</sup>	96 945 <sup>CR</sup>	273	198	243	345	345
		C	104 333 <sup>C</sup>	83 841 <sup>C</sup>	76 065 <sup>C</sup>	100 470 <sup>C</sup>	74 844 <sup>CR</sup>	519	334	530	577	594
	Ply	All	96 084 <sup>1</sup>	85 925 <sup>1</sup>	71 297 <sup>1</sup>	84 139 <sup>1</sup>	107 199 <sup>1</sup>	805	959	988	660	745
		C	28 092 <sup>CR</sup>	31 343 <sup>C</sup>	18 317 <sup>C</sup>	35 359 <sup>C</sup>	35 359 <sup>X</sup>	329	513	509	613	613
		All	67 992 <sup>CR</sup>	54 582 <sup>CR</sup>	52 980 <sup>CR</sup>	48 780 <sup>CR</sup>	71 840 <sup>CR</sup>	2 004	1 915	1 464	698	833
		C	284 460 <sup>1</sup>	254 020 <sup>1</sup>	253 826 <sup>1</sup>	395 387 <sup>1</sup>	384 364 <sup>1</sup>	281	253	269	334	329
		All	104 915 <sup>C</sup>	83 427 <sup>C</sup>	78 254 <sup>C</sup>	84 034 <sup>C</sup>	79 554 <sup>X</sup>	258	312	251	350	342
		C										

Exports Value (1000 \$)					Exports Unit Value (\$/m³)					Species	Product	Country
2018	2019	2020	2021	2022	2018	2019	2020	2021	2022			
9 179	10 548	10 757	10 142	10 142	367	347	337	313	313	All	Logs	Togo
47	0	245	262	262	436	--	339	143	143	C		
9 133	10 548	10 511	9 881	9 881	367	347	337	323	323	NC		
210	301	749	694	16 923	730	531	404	352	11 658	All	Sawn	
0	1	0	0	41	--	382	--	319	704	C		
210	300	749	693	16 882	730	531	404	352	12 122	NC		
1	0	0	0	0	2 564	2 404	--	545	--	All	Ven	
0	0	0	0	0	--	--	--	--	--	C		
1	0	0	0	0	2 564	2 404	--	545	--	NC		
242	63	175	159	48	737	893	532	630	1 156	All	Ply	
5	30	24	0	48	391	1 010	910	10 909	1 152	C		
237	33	152	159	1	751	807	499	630	1 582	NC		
<b>1 408 375</b>	<b>1 166 686</b>	<b>785 631</b>	<b>841 970</b>	<b>911 988</b>	<b>246</b>	<b>219</b>	<b>192</b>	<b>257</b>	<b>255</b>	All	Logs	
<b>4 676</b>	<b>19 719</b>	<b>1 586</b>	<b>2 812</b>	<b>3 258</b>	<b>289</b>	<b>451</b>	<b>176</b>	<b>325</b>	<b>322</b>	C		
<b>1 403 699</b>	<b>1 146 967</b>	<b>784 045</b>	<b>839 159</b>	<b>908 730</b>	<b>246</b>	<b>217</b>	<b>192</b>	<b>257</b>	<b>254</b>	NC		
<b>3 192 045</b>	<b>2 497 260</b>	<b>2 111 130</b>	<b>2 208 959</b>	<b>2 017 356</b>	<b>391</b>	<b>359</b>	<b>330</b>	<b>334</b>	<b>335</b>	All	Sawn	
<b>15 731</b>	<b>13 239</b>	<b>26 569</b>	<b>42 432</b>	<b>50 991</b>	<b>329</b>	<b>383</b>	<b>544</b>	<b>576</b>	<b>573</b>	C		
<b>3 176 315</b>	<b>2 484 020</b>	<b>2 084 560</b>	<b>2 166 527</b>	<b>1 966 366</b>	<b>392</b>	<b>358</b>	<b>328</b>	<b>331</b>	<b>332</b>	NC		Asia-Pacific
<b>368 953</b>	<b>344 508</b>	<b>280 847</b>	<b>438 116</b>	<b>366 790</b>	<b>312</b>	<b>270</b>	<b>196</b>	<b>139</b>	<b>193</b>	All	Ven	
<b>28 185</b>	<b>27 714</b>	<b>25 259</b>	<b>34 624</b>	<b>31 239</b>	<b>1 102</b>	<b>871</b>	<b>622</b>	<b>677</b>	<b>1 137</b>	C		
<b>340 768</b>	<b>316 794</b>	<b>255 588</b>	<b>403 492</b>	<b>335 551</b>	<b>294</b>	<b>255</b>	<b>183</b>	<b>130</b>	<b>179</b>	NC		
<b>3 941 830</b>	<b>3 592 071</b>	<b>3 428 803</b>	<b>4 697 361</b>	<b>5 010 495</b>	<b>581</b>	<b>559</b>	<b>537</b>	<b>619</b>	<b>737</b>	All	Ply	
<b>305 091</b>	<b>204 858</b>	<b>214 199</b>	<b>241 691</b>	<b>325 317</b>	<b>486</b>	<b>492</b>	<b>619</b>	<b>588</b>	<b>677</b>	C		
<b>3 636 740</b>	<b>3 387 213</b>	<b>3 214 604</b>	<b>4 455 669</b>	<b>4 685 178</b>	<b>590</b>	<b>564</b>	<b>532</b>	<b>621</b>	<b>741</b>	NC		
17 929	18 380	4 181	22 148	13 721	341	453	340	342	261	All	Logs	Cambodia
39	0	0	0	0	1 438	--	--	--	--	C		
17 891	18 380	4 181	22 148	13 721	340	453	340	342	261	NC		
104 852	34 073	10 133	12 386	12 386	645	601	474	516	516	All	Sawn	
0	0	0	0	0	--	--	--	--	--	C		
104 852	34 073	10 133	12 386	12 386	645	601	474	516	516	NC		
1 925	2 473	1 560	1 423	1 423	344	550	126	109	109	All	Ven	
294	67	218	107	107	1 024	510	412	311	311	C		
1 630	2 406	1 342	1 316	1 316	307	551	113	103	103	NC		
33 083	150 491	188 687	273 469	278 556	1 135	1 256	1 509	1 533	899	All	Ply	
0	233	313	448	3 529	--	861	210	214	1 011	C		
33 083	150 258	188 374	273 021	275 027	1 135	1 257	1 525	1 548	897	NC		
974	1 424	346	1 152	177	766	582	468	926	341	All	Logs	Fiji
2	0	34	10	2	78	285	184	577	397	C		
972	1 424	312	1 142	175	780	582	563	930	340	NC		
5 867	8 196	7 585	15 980	12 911	580	517	384	435	474	All	Sawn	
256	172	120	1 687	122	854	847	280	479	593	C		
5 611	8 025	7 465	14 293	12 789	571	513	386	430	473	NC		
35	23	55	1	0	614	678	649	1 340	--	All	Ven	
32	22	21	0	0	588	833	962	--	--	C		
3	0	34	1	0	1 162	73	538	1 340	--	NC		
69	566	164	15	0	549	994	781	553	--	All	Ply	
59	8	6	15	0	496	429	375	544	--	C		
10	558	157	0	0	1 611	1 012	816	1 011	--	NC		
54 199	55 778	6 924	33 268	6 676	8 581	9 168	1 070	5 415	1 192	All	Logs	India
106	141	606	503	185	273	313	126	197	550	C		
54 093	55 637	6 318	32 765	6 491	9 126	9 876	3 827	9 123	1 233	NC		
18 359	34 999	3 157	10 019	16 014	583	794	741	706	3 348	All	Sawn	
239	116	56	761	823	198	388	390	261	641	C		
18 119	34 883	3 101	9 258	15 191	598	796	753	821	4 340	NC		
19 734	21 030	19 924	32 058	38 551	1 296	1 682	588	531	724	All	Ven	
5 703	4 879	4 553	5 270	3 344	573	873	211	168	241	C		
14 031	16 151	15 370	26 788	35 207	2 665	2 337	1 254	925	895	NC		
39 125	33 411	33 970	64 547	73 478	591	479	393	411	485	All	Ply	
9 889	2 423	5 258	11 150	2 734	489	345	422	457	787	C		
29 236	30 988	28 712	53 398	70 744	636	494	388	402	478	NC		
29 632	19 243	5 303	5 939	5 939	637	274	282	250	250	All	Logs	Indonesia
150	193	144	403	403	906	662	1 008	860	860	C		
29 481	19 050	5 159	5 536	5 536	636	272	276	238	238	NC		
397 190	233 865	211 911	192 514	243 806	809	761	596	447	996	All	Sawn	
5 700	4 043	14 109	21 714	24 098	557	774	631	703	592	C		
391 490	229 822	197 802	170 800	219 708	814	761	594	427	1 077	NC		
113 353	92 151	77 961	117 444	115 437	876	836	749	762	918	All	Ven	
15 399	13 302	14 017	16 551	15 888	2 189	2 075	1 468	1 709	3 567	C		
97 954	78 849	63 943	100 893	99 549	800	760	676	699	821	NC		
2 091 828	1 739 204	1 629 117	2 269 521	2 246 501	632	564	520	618	826	All	Ply	
71 617	61 850	52 038	70 734	70 734	606	583	507	697	697	C		
2 020 211	1 677 354	1 577 079	2 198 787	2 175 767	633	563	520	616	831	NC		
335 492	267 585	159 694	176 763	184 634	194	198	174	289	596	All	Logs	Malaysia
2 398	5 374	309	1 051	1 669	307	272	513	338	333	C		
333 094	262 211	159 384	175 712	182 964	194	197	174	289	600	NC		
905 664	814 312	576 631	610 506	411 887	469	450	433	490	495	All	Sawn	
4 240	3 909	3 253	4 536	10 087	370	306	306	428	881	C		
901 424	810 403	573 378	605 971	401 800	470	451	434	491	490	NC		
76 081	63 499	23 484	22 924	30 154	369	377	428	407	612	All	Ven	
1 886	3 674	1 746	1 633	764	802	272	645	808	710	C		
74 195	59 825	21 738	21 291	29 391	364	386	417	392	610	NC		
1 105 398	822 061	711 694	887 336	912 000	516	490	446	533	600	All	Ply	
47 023	38 498	32 860	64 613	74 400	376	526	530	615	600	C		
1 058 375	783 563	678 834	822 722	837 600	525	489	443	528	600	NC		

**Table 1-2-c. Trade of All Timber by ITTO Producers - Value (1000 \$ and \$/m<sup>3</sup>)**

Country	Product	Species	Imports Value (1000 \$)					Imports Unit Value (\$/m <sup>3</sup> )				
			2018	2019	2020	2021	2022	2018	2019	2020	2021	2022
Myanmar	Logs	All	95 <sup>1</sup>	110 <sup>c</sup>	0 <sup>ch</sup>	456 <sup>ch</sup>	0 <sup>ch</sup>	81	228	--	957	--
		C	44 <sup>c</sup>	53 <sup>c</sup>	0 <sup>ch</sup>	0 <sup>ch</sup>	0 <sup>ch</sup>	43	325	--	--	--
	NC	All	50 <sup>c</sup>	57 <sup>c</sup>	0 <sup>ch</sup>	456 <sup>ch</sup>	0 <sup>ch</sup>	354	179	--	957	--
		C	240 <sup>1</sup>	878 <sup>1</sup>	1 506 <sup>ch</sup>	696 <sup>ch</sup>	513 <sup>1</sup>	197	171	129	110	118
	Sawn	All	204 <sup>ch</sup>	852 <sup>ch</sup>	1 227 <sup>ch</sup>	696 <sup>ch</sup>	509 <sup>ch</sup>	177	168	116	110	117
		C	36 <sup>c</sup>	26 <sup>ch</sup>	279 <sup>ch</sup>	0 <sup>ch</sup>	4 <sup>ch</sup>	558	506	243	--	608
	Ven	All	2 858 <sup>1</sup>	2 555 <sup>1</sup>	2 663 <sup>1</sup>	1 568 <sup>1</sup>	4 201 <sup>1</sup>	317	517	565	753	1 304
		C	709 <sup>c</sup>	1 544 <sup>c</sup>	1 797 <sup>c</sup>	866 <sup>c</sup>	866 <sup>x</sup>	536	574	643	1 167	1 167
	NC	All	2 149 <sup>c</sup>	1 011 <sup>c</sup>	867 <sup>c</sup>	702 <sup>c</sup>	3 335 <sup>ch</sup>	280	450	452	524	1 346
		C	32 215 <sup>1</sup>	29 409 <sup>1</sup>	25 980 <sup>1</sup>	13 369 <sup>1</sup>	20 497 <sup>1</sup>	507	513	443	397	589
	Ply	All	3 141 <sup>ch</sup>	2 556 <sup>ch</sup>	3 748 <sup>ch</sup>	2 002 <sup>ch</sup>	2 695 <sup>ch</sup>	378	316	296	299	348
		C	29 074 <sup>ch</sup>	26 854 <sup>ch</sup>	22 232 <sup>ch</sup>	11 367 <sup>ch</sup>	17 802 <sup>ch</sup>	526	545	484	421	659
Papua New Guinea	Logs	All	0 <sup>ch</sup>	7 <sup>ch</sup>	7 <sup>ch</sup>	35 <sup>ch</sup>	21 <sup>ch</sup>	263	1 184	271	458	98
		C	0 <sup>ch</sup>	7 <sup>ch</sup>	7 <sup>ch</sup>	0 <sup>ch</sup>	2 <sup>ch</sup>	263	1 184	271	--	258
	NC	All	0 <sup>c</sup>	0 <sup>ch</sup>	0 <sup>ch</sup>	35 <sup>ch</sup>	19 <sup>ch</sup>	--	--	--	458	93
		C	80 <sup>1</sup>	74 <sup>ch</sup>	424 <sup>1</sup>	77 <sup>ch</sup>	102 <sup>ch</sup>	503	1 683	6 628	576	135
	Sawn	All	34 <sup>ch</sup>	10 <sup>ch</sup>	11 <sup>ch</sup>	41 <sup>ch</sup>	83 <sup>ch</sup>	603	1 158	438	399	134
		C	46 <sup>1</sup>	64 <sup>ch</sup>	413 <sup>ch</sup>	36 <sup>ch</sup>	19 <sup>ch</sup>	447	1 818	10 584	1 155	140
	Ven	All	269 <sup>1</sup>	4 <sup>1</sup>	35 <sup>1</sup>	32 <sup>1</sup>	137 <sup>1</sup>	3 449	403	777	1 144	3 639
		C	41 <sup>ch</sup>	4 <sup>ch</sup>	3 <sup>ch</sup>	0 <sup>ch</sup>	20 <sup>ch</sup>	961	398	2 604	--	2 715
	NC	All	228 <sup>ch</sup>	0 <sup>ch</sup>	32 <sup>ch</sup>	32 <sup>ch</sup>	116 <sup>ch</sup>	6 488	2 957	730	1 144	3 872
		C	2 471 <sup>1</sup>	906 <sup>1</sup>	2 059 <sup>1</sup>	2 228 <sup>1</sup>	1 500 <sup>1</sup>	776	463	329	431	607
	Ply	All	402 <sup>ch</sup>	116 <sup>ch</sup>	137 <sup>ch</sup>	289 <sup>ch</sup>	708 <sup>ch</sup>	566	372	161	413	660
		C	2 069 <sup>ch</sup>	790 <sup>ch</sup>	1 923 <sup>ch</sup>	1 939 <sup>ch</sup>	792 <sup>ch</sup>	836	480	356	434	567
Philippines	Logs	All	15 896 <sup>1</sup>	9 494 <sup>1</sup>	7 284 <sup>1</sup>	4 744 <sup>1</sup>	6 041 <sup>1</sup>	221	213	125	157	251
		C	7 747 <sup>1</sup>	1 755 <sup>ch</sup>	5 912 <sup>ch</sup>	1 517 <sup>ch</sup>	2 814 <sup>ch</sup>	367	136	111	128	498
	NC	All	8 149 <sup>ch</sup>	7 739 <sup>ch</sup>	1 372 <sup>ch</sup>	3 227 <sup>ch</sup>	3 227 <sup>ch</sup>	160	244	272	175	175
		C	418 864 <sup>1</sup>	396 270 <sup>1</sup>	279 858 <sup>1</sup>	858 473 <sup>1</sup>	858 473 <sup>x</sup>	414	398	406	640	640
	Sawn	All	197 827 <sup>ch</sup>	164 420 <sup>ch</sup>	135 100 <sup>ch</sup>	445 432 <sup>ch</sup>	445 432 <sup>x</sup>	340	302	341	523	523
		C	221 037 <sup>c</sup>	231 850 <sup>c</sup>	144 759 <sup>c</sup>	413 041 <sup>1</sup>	413 041 <sup>x</sup>	515	513	494	842	842
	Ven	All	54 772 <sup>1</sup>	51 184 <sup>1</sup>	44 675 <sup>1</sup>	46 037 <sup>1</sup>	52 007 <sup>1</sup>	641	763	627	517	519
		C	19 143 <sup>ch</sup>	21 868 <sup>ch</sup>	15 086 <sup>ch</sup>	24 620 <sup>ch</sup>	22 629 <sup>ch</sup>	899	1 356	1 520	439	396
	NC	All	35 629 <sup>ch</sup>	29 316 <sup>ch</sup>	29 589 <sup>ch</sup>	21 417 <sup>ch</sup>	29 378 <sup>ch</sup>	555	576	482	649	682
		C	467 913 <sup>1</sup>	437 364 <sup>1</sup>	448 468 <sup>1</sup>	532 910 <sup>1</sup>	514 741 <sup>1</sup>	464	458	517	556	584
	Ply	All	57 353 <sup>ch</sup>	57 651 <sup>ch</sup>	82 160 <sup>c</sup>	62 706 <sup>ch</sup>	84 761 <sup>ch</sup>	486	396	760	528	557
		C	410 560 <sup>ch</sup>	379 714 <sup>ch</sup>	366 308 <sup>ch</sup>	470 204 <sup>ch</sup>	429 981 <sup>ch</sup>	460	469	483	560	589
Thailand	Logs	All	5 683 <sup>1</sup>	6 450 <sup>1</sup>	4 293 <sup>1</sup>	4 533 <sup>1</sup>	3 176 <sup>1</sup>	278	224	242	194	359
		C	1 603 <sup>ch</sup>	2 448 <sup>c</sup>	1 626 <sup>c</sup>	1 527 <sup>c</sup>	718 <sup>ch</sup>	142	180	202	111	179
	NC	All	4 079 <sup>c</sup>	4 002 <sup>ch</sup>	2 667 <sup>ch</sup>	3 006 <sup>ch</sup>	2 457 <sup>ch</sup>	445	264	276	311	508
		C	223 606 <sup>1</sup>	187 108 <sup>1</sup>	156 418 <sup>1</sup>	183 238 <sup>1</sup>	173 926 <sup>1</sup>	229	303	218	262	287
	Sawn	All	70 192 <sup>ch</sup>	56 356 <sup>ch</sup>	49 423 <sup>ch</sup>	88 510 <sup>ch</sup>	79 198 <sup>ch</sup>	214	193	165	253	306
		C	153 414 <sup>c</sup>	130 752 <sup>c</sup>	106 995 <sup>c</sup>	94 728 <sup>c</sup>	94 728 <sup>x</sup>	236	401	255	272	272
	Ven	All	32 320 <sup>1</sup>	25 648 <sup>1</sup>	22 264 <sup>1</sup>	24 468 <sup>1</sup>	26 180 <sup>1</sup>	1 294	1 659	1 364	1 861	2 276
		C	1 949 <sup>c</sup>	1 214 <sup>ch</sup>	944 <sup>ch</sup>	459 <sup>ch</sup>	336 <sup>ch</sup>	897	1 494	887	440	443
	NC	All	30 371 <sup>c</sup>	24 434 <sup>ch</sup>	21 319 <sup>c</sup>	24 010 <sup>c</sup>	25 844 <sup>ch</sup>	1 332	1 668	1 398	1 984	2 405
		C	180 064 <sup>1</sup>	183 401 <sup>1</sup>	214 607 <sup>1</sup>	262 360 <sup>1</sup>	186 511 <sup>1</sup>	473	466	504	609	540
	Ply	All	17 464 <sup>ch</sup>	14 064 <sup>ch</sup>	38 317 <sup>ch</sup>	16 642 <sup>ch</sup>	7 677 <sup>x</sup>	512	457	881	500	533
		C	162 599 <sup>ch</sup>	169 337 <sup>ch</sup>	176 290 <sup>ch</sup>	245 718 <sup>ch</sup>	178 834 <sup>ch</sup>	470	467	461	618	540
Viet Nam	Logs	All	710 455 <sup>1</sup>	670 617 <sup>1</sup>	585 696 <sup>1</sup>	1 131 088 <sup>1</sup>	1 227 144 <sup>1</sup>	302	269	267	499	504
		C	12 469 <sup>ch</sup>	21 054 <sup>ch</sup>	22 626 <sup>ch</sup>	40 568 <sup>ch</sup>	40 568 <sup>x</sup>	182	121	130	121	121
	NC	All	697 986 <sup>1</sup>	649 563 <sup>1</sup>	563 070 <sup>1</sup>	1 090 520 <sup>1</sup>	1 186 576 <sup>1</sup>	306	280	279	565	565
		C	1 207 514 <sup>1</sup>	1 425 871 <sup>1</sup>	1 365 445 <sup>1</sup>	1 044 944 <sup>1</sup>	1 019 283 <sup>1</sup>	501	501	483	417	414
	Sawn	All	192 712 <sup>ch</sup>	190 711 <sup>ch</sup>	224 695 <sup>ch</sup>	286 908 <sup>ch</sup>	286 908 <sup>x</sup>	223	198	198	209	209
		C	1 014 802 <sup>1</sup>	1 235 160 <sup>1</sup>	1 140 750 <sup>1</sup>	758 036 <sup>c</sup>	732 375 <sup>1</sup>	657	657	675	670	675
	Ven	All	119 749 <sup>1</sup>	172 171 <sup>1</sup>	200 879 <sup>1</sup>	340 888 <sup>1</sup>	256 305 <sup>1</sup>	1 422	1 356	1 388	1 983	1 843
		C	7 432 <sup>ch</sup>	11 694 <sup>ch</sup>	7 225 <sup>ch</sup>	10 455 <sup>ch</sup>	9 036 <sup>ch</sup>	893	939	1 418	1 546	2 013
	NC	All	112 317 <sup>ch</sup>	160 477 <sup>ch</sup>	193 654 <sup>ch</sup>	330 433 <sup>ch</sup>	247 269 <sup>ch</sup>	1 480	1 402	1 387	2 001	1 838
		C	270 566 <sup>1</sup>	266 610 <sup>1</sup>	281 257 <sup>1</sup>	264 178 <sup>1</sup>	264 178 <sup>x</sup>	549	500	457	538	538
	Ply	All	39 116 <sup>c</sup>	16 535 <sup>c</sup>	14 581 <sup>c</sup>	19 923 <sup>c</sup>	19 923 <sup>x</sup>	471	444	428	579	579
		C	231 451 <sup>ch</sup>	250 074 <sup>ch</sup>	266 676 <sup>ch</sup>	244 255 <sup>ch</sup>	244 255 <sup>x</sup>	565	504	458	535	535
Latin America/ Caribbean	Logs	All	23 823	31 291	23 904	41 986	33 889	231	272	183	293	283
		C	20 501	28 136	20 497	26 210	27 235	342	282	244	297	362
	NC	All	3 322	3 156	3 407	15 776	6 654	77	206	73	287	149
		C	597 055	738 362	688 160	1 092 826	1 136 727	275	271	302	319	345
	Sawn	All	401 752	529 651	470 559	815 438	869 927	237	244	268	294	325
		C	195 303	208 711	217 602	277 388	266 800	412	378	412	430	434
	Ven	All	95 488	95 854	84 221	122 593	112 274	1 969	1 624	1 723	2 058	1 851
		C	14 551	16 363	13 892	23 122	22 602	641	607	666	773	709
	NC	All	89 937	79 490	70 329	99 471	89 673	3 139	2 481	2 512	3 356	3 114
		C	507 561	386 315	391 310	612 535	584 861	505	400	383	456	547
	Ply	All	263 426	165 016	154 464	249 467	252 243	468	291	277	366	485
		C	244 135	221 299	236 846	363 068	332 618	551	555	509	549	606
Brazil	Logs	All	779 <sup>1</sup>	592 <sup>c</sup>	577 <sup>1</sup>	1 076 <sup>1</sup>	876 <sup>1</sup>	20	66	15	68	28
		C	0 <sup>c</sup>	1 <sup>c</sup>	0 <sup>ch</sup>	311 <sup>ch</sup>	6 <sup>ch</sup>	--	146	298	106	594
	NC	All	779 <sup>ch</sup>	591 <sup>c</sup>	577 <sup>c</sup>	765 <sup>c</sup>	870 <sup>c</sup>	20	66	15	59	28
		C	28 457 <sup>c</sup>	35 088 <sup>1</sup>	42 886 <sup>1</sup>	32 110 <sup>c</sup>	22 831 <sup>1</sup>	462	522	402	540	625
	Sawn	All	5 025 <sup>c</sup>	5 879 <sup>c</sup>	1 780 <sup>c</sup>	3 097 <sup>c</sup>	4 601 <sup>c</sup>	479	419	311	239	477
		C	23 432 <sup>c</sup>	29 209 <sup>c</sup>	41 106 <sup>c</sup>	29 012 <sup>c</sup>	18 230 <sup>c</sup>	459	550	407	625	677
	Ven	All	7 388 <sup>1</sup>	6 817 <sup>1</sup>	6 463 <sup>1</sup>	8 813 <sup>1</sup>	13 444 <sup>1</sup>	2 728	2 724	2 259	1 861	1 880
		C	181 <sup>c</sup>	178 <sup>c</sup>	29 <sup>c</sup>	305 <sup>c</sup>	178 <sup>c</sup>	3 189	1 814	698	474	550
	NC	All	7 207 <sup>c</sup>	6 638 <sup>c</sup>	6 434 <sup>c</sup>	8 508 <sup>c</sup>	13 266 <sup>c</sup>	2 718	2 761	2 283	2 079	1 943
		C	2 789 <sup>1</sup>	2 844 <sup>1</sup>	2 810 <sup>1</sup>	3 900 <sup>1</sup>	5 607 <sup>1</sup>	594	350	641	1 037	1 160
	Ply	All	5 <sup>ch</sup>	23 <sup>ch</sup>	5 <sup>ch</sup>	36 <sup>c</sup>	596 <sup>c</sup>	1 192	960	2 540	1 726	1 49

Exports Value (1000 \$)					Exports Unit Value (\$/m³)					Species	Product	Country
2018	2019	2020	2021	2022	2018	2019	2020	2021	2022			
22 248	28 265	3 619	22 780	6 166	800	792	1 186	986	983	All	Logs	Myanmar
11	13 166	11	0	0	80	628	2 831	--	--	C		
22 237	15 100	3 608	22 780	6 166	803	1 025	1 184	986	983	NC		
157 206	132 057	139 209	103 990	122 026	1 147	950	748	590	989	All	Sawn	
10	7	54	150	114	370	406	263	1 341	680	C		
157 196	132 050	139 154	103 840	121 912	1 148	950	749	590	989	NC		
64 960	64 110	48 986	55 005	52 868	554	713	476	267	234	All	Ven	
2 752	3 683	3 449	3 727	3 702	858	936	714	834	915	C		
62 208	60 426	45 537	51 278	49 167	546	703	464	254	222	NC		
5 367	2 340	2 293	3 250	9 573	624	693	511	508	902	All	Ply	
1 186	169	388	1 027	7 349	480	1 116	695	777	1 326	C		
4 181	2 171	1 905	2 223	2 223	681	673	485	438	438	NC		
896 369	753 215	587 086	560 262	675 430	239	200	192	227	214	All	Logs	Papua New Guinea
261	139	208	419	688	210	171	198	245	210	C		
896 108	753 076	586 877	559 843	674 742	239	200	192	227	214	NC		
18 096	33 140	63 938	49 133	49 406	282	270	1 462	531	530	All	Sawn	
134	1	27	7	279	362	1 444	210	73	363	C		
17 961	33 139	63 911	49 126	49 126	281	270	1 466	532	532	NC		
293	810	4 334	1 446	1 894	953	460	260	240	278	All	Ven	
0	0	55	0	0	--	--	362	--	--	C		
293	810	4 279	1 446	1 894	953	460	259	240	278	NC		
6 543	5 237	4 989	6 166	9 550	565	363	713	783	971	All	Ply	
1 613	2 922	3 304	4 337	8 200	652	519	611	707	938	C		
4 930	2 315	1 685	1 830	1 350	541	263	1 055	1 055	1 230	NC		
883	224	7	43	98	411	537	1 366	1 766	610	All	Logs	Philippines
0	1	0	0	0	--	302	--	--	--	C		
883	223	7	43	98	411	539	1 366	1 766	610	NC		
47 034	48 387	32 472	60 190	61 010	184	163	126	125	123	All	Sawn	
491	448	1 197	2 126	5 744	689	264	950	925	576	C		
46 543	47 939	31 274	58 064	55 266	183	163	122	122	114	NC		
12 931	11 166	1 419	3 374	3 227	2 931	4 760	3 701	2 104	2 747	All	Ven	
43	117	58	32	55	1 021	1 003	2 604	2 522	2 896	C		
12 888	11 049	1 362	3 342	3 172	2 950	4 957	3 768	2 101	2 744	NC		
7 392	8 908	7 907	11 033	11 033	486	356	993	1 016	1 016	All	Ply	
3 499	3 897	4 810	7 026	7 026	378	224	1 398	1 391	1 391	C		
3 893	5 011	3 097	4 007	4 007	653	659	685	689	689	NC		
3 671	3 833	6 776	10 456	14 533	398	379	112	164	735	All	Logs	Thailand
0	104	1	63	97	1 259	652	151	215	253	C		
3 670	3 729	6 775	10 393	14 436	398	375	112	164	744	NC		
1 427 893	1 053 550	971 050	1 057 481	1 008 399	297	267	245	274	253	All	Sawn	
596	627	359	1 758	953	306	151	218	254	659	C		
1 427 297	1 052 923	970 691	1 055 722	1 007 446	297	268	245	274	253	NC		
9 754	10 725	10 198	20 634	15 428	94	87	76	82	97	All	Ven	
811	378	259	374	450	576	730	299	767	479	C		
8 943	10 347	9 939	20 260	14 978	87	85	74	81	95	NC		
41 977	49 169	66 915	77 531	97 104	704	497	518	715	1 110	All	Ply	
1 323	2 032	1 894	1 273	12 379	435	349	321	313	844	C		
40 655	47 137	65 022	76 258	84 725	718	506	527	731	1 163	NC		
46 979	18 740	11 695	9 161	4 614	521	450	823	435	559	All	Logs	Viet Nam
1 708	602	271	364	213	267	463	123	736	342	C		
45 271	18 138	11 424	8 797	4 401	541	449	952	428	577	NC		
109 886	104 680	95 045	96 759	79 512	401	443	415	386	423	All	Sawn	
4 064	3 916	7 394	9 692	8 771	189	384	614	593	382	C		
105 821	100 764	87 651	87 068	70 741	419	446	404	371	428	NC		
69 888	78 521	92 926	183 806	107 808	116	103	95	76	85	All	Ven	
1 264	1 591	882	6 930	6 930	1 021	1 003	2 604	2 522	2 522	C		
68 623	76 930	92 044	176 875	100 878	115	101	94	74	80	NC		
611 050	780 683	783 067	1 104 493	1 372 701	533	586	605	619	693	All	Ply	
168 883	92 826	113 328	81 069	138 966	487	462	745	502	648	C		
442 167	687 857	669 739	1 023 423	1 233 735	553	608	586	630	699	NC		
<b>582 731</b>	<b>549 464</b>	<b>436 896</b>	<b>784 101</b>	<b>737 418</b>	<b>292</b>	<b>254</b>	<b>184</b>	<b>195</b>	<b>192</b>	All	Logs	
<b>33 690</b>	<b>32 108</b>	<b>31 548</b>	<b>70 820</b>	<b>28 938</b>	<b>256</b>	<b>154</b>	<b>83</b>	<b>89</b>	<b>133</b>	C		
<b>549 042</b>	<b>517 357</b>	<b>405 348</b>	<b>713 281</b>	<b>708 480</b>	<b>294</b>	<b>265</b>	<b>204</b>	<b>221</b>	<b>196</b>	NC		
<b>1 172 799</b>	<b>1 014 471</b>	<b>1 162 627</b>	<b>1 585 785</b>	<b>1 703 075</b>	<b>273</b>	<b>251</b>	<b>330</b>	<b>319</b>	<b>420</b>	All	Sawn	
<b>587 031</b>	<b>386 299</b>	<b>509 119</b>	<b>830 171</b>	<b>857 463</b>	<b>181</b>	<b>131</b>	<b>218</b>	<b>224</b>	<b>283</b>	C		
<b>585 768</b>	<b>628 172</b>	<b>653 508</b>	<b>755 614</b>	<b>845 613</b>	<b>557</b>	<b>573</b>	<b>552</b>	<b>596</b>	<b>825</b>	NC		Latin America/ Caribbean
<b>55 506</b>	<b>43 272</b>	<b>51 772</b>	<b>44 681</b>	<b>57 058</b>	<b>452</b>	<b>374</b>	<b>272</b>	<b>261</b>	<b>274</b>	All	Ven	
<b>26 848</b>	<b>20 636</b>	<b>26 158</b>	<b>21 318</b>	<b>27 445</b>	<b>256</b>	<b>233</b>	<b>225</b>	<b>235</b>	<b>272</b>	C		
<b>28 658</b>	<b>22 636</b>	<b>25 614</b>	<b>23 363</b>	<b>29 613</b>	<b>1 583</b>	<b>839</b>	<b>345</b>	<b>289</b>	<b>276</b>	NC		
<b>862 871</b>	<b>949 422</b>	<b>786 730</b>	<b>1 402 317</b>	<b>1 100 589</b>	<b>268</b>	<b>316</b>	<b>275</b>	<b>454</b>	<b>426</b>	All	Ply	
<b>701 562</b>	<b>772 540</b>	<b>602 625</b>	<b>1 131 062</b>	<b>897 837</b>	<b>243</b>	<b>290</b>	<b>244</b>	<b>431</b>	<b>390</b>	C		
<b>161 308</b>	<b>176 882</b>	<b>184 105</b>	<b>271 255</b>	<b>202 752</b>	<b>489</b>	<b>515</b>	<b>466</b>	<b>587</b>	<b>717</b>	NC		
93 856	137 961	152 810	340 462	294 229	267	182	120	136	123	All	Logs	Brazil
1 362	4 084	17 873	49 024	7 373	70	42	56	70	63	C		
92 493	133 877	134 937	291 438	286 856	278	203	141	162	126	NC		
923 388	746 522	852 526	1 351 648	1 443 395	247	220	305	306	408	All	Sawn	
549 556	349 412	481 076	778 646	817 637	179	125	217	221	284	C		
373 832	397 110	371 450	573 002	625 758	563	651	646	646	951	NC		
47 688	34 481	44 527	42 402	55 401	398	310	238	248	266	All	Ven	
26 616	20 208	26 018	20 986	27 429	254	230	224	232	272	C		
21 072	14 273	18 509	21 416	27 972	1 399	609	260	266	261	NC		
774 735	861 215	679 932	1 266 096	950 234	252	301	253	440	394	All	Ply	
697 296	768 819	597 936	1 122 984	887 784	243	290	243	430	388	C		
77 439	92 396	81 996	143 112	62 450	393	435	352	536	497	NC		

**Table 1-2-c. Trade of All Timber by ITTO Producers - Value (1000 \$ and \$/m<sup>3</sup>)**

Country	Product	Species	Imports Value (1000 \$)					Imports Unit Value (\$/m <sup>3</sup> )				
			2018	2019	2020	2021	2022	2018	2019	2020	2021	2022
Colombia	Logs	All	2 230 <sup>1</sup>	1 479 <sup>CR</sup>	61 <sup>CR</sup>	1 463 <sup>1</sup>	1 827 <sup>1</sup>	788	674	350	342	206
		C	975 <sup>C</sup>	1 243 <sup>CR</sup>	24 <sup>CR</sup>	1 419 <sup>CR</sup>	1 369 <sup>CR</sup>	733	677	195	336	202
		NC	1 255 <sup>C</sup>	235 <sup>CR</sup>	37 <sup>CR</sup>	44 <sup>CR</sup>	458 <sup>CR</sup>	835	659	745	767	220
	Sawn	All	10 499 <sup>1</sup>	11 319 <sup>1</sup>	8 605 <sup>1</sup>	18 052 <sup>1</sup>	15 750 <sup>1</sup>	348	356	287	394	462
		C	8 959 <sup>CR</sup>	10 797 <sup>CR</sup>	8 143 <sup>CR</sup>	17 202 <sup>CR</sup>	15 227 <sup>CR</sup>	317	354	281	388	453
		NC	1 540 <sup>C</sup>	522 <sup>CR</sup>	462 <sup>CR</sup>	850 <sup>CR</sup>	523 <sup>CR</sup>	806	412	481	581	1 129
	Ven	All	3 106 <sup>1</sup>	3 156 <sup>1</sup>	2 469 <sup>1</sup>	2 676 <sup>1</sup>	3 995 <sup>1</sup>	3 157	2 880	2 574	3 225	3 454
		C	901 <sup>C</sup>	1 080 <sup>C</sup>	701 <sup>C</sup>	48 <sup>CR</sup>	555 <sup>C</sup>	3 287	3 617	2 256	2 793	1 869
		NC	2 205 <sup>CR</sup>	2 076 <sup>CR</sup>	1 768 <sup>CR</sup>	2 628 <sup>CR</sup>	3 440 <sup>CR</sup>	3 107	2 604	2 726	3 234	4 002
	Ply	All	21 874 <sup>1</sup>	18 074 <sup>1</sup>	15 375 <sup>1</sup>	19 507 <sup>1</sup>	22 235 <sup>1</sup>	493	471	467	586	620
		C	11 057 <sup>CR</sup>	9 147 <sup>CR</sup>	6 692 <sup>CR</sup>	7 021 <sup>CR</sup>	13 012 <sup>CR</sup>	413	382	357	467	588
		NC	10 817 <sup>CR</sup>	8 927 <sup>CR</sup>	8 683 <sup>CR</sup>	12 486 <sup>CR</sup>	9 223 <sup>CR</sup>	616	617	611	683	673
Costa Rica	Logs	All	1 770 <sup>1</sup>	2 422 <sup>C</sup>	1 330 <sup>C</sup>	2 148 <sup>1</sup>	2 108 <sup>1</sup>	239	246	209	322	209
		C	1 326 <sup>C</sup>	2 140 <sup>C</sup>	948 <sup>C</sup>	1 590 <sup>CR</sup>	1 550 <sup>CR</sup>	227	240	179	361	199
		NC	445 <sup>C</sup>	282 <sup>C</sup>	382 <sup>C</sup>	558 <sup>C</sup>	558 <sup>C</sup>	283	306	360	246	246
	Sawn	All	55 203 <sup>1</sup>	39 774 <sup>C</sup>	44 009 <sup>C</sup>	44 386 <sup>1</sup>	58 463 <sup>1</sup>	274	285	264	311	355
		C	54 719 <sup>C</sup>	38 833 <sup>C</sup>	43 550 <sup>C</sup>	43 787 <sup>CR</sup>	57 861 <sup>CR</sup>	272	281	263	310	353
		NC	484 <sup>C</sup>	942 <sup>C</sup>	459 <sup>C</sup>	599 <sup>C</sup>	602 <sup>C</sup>	749	709	546	362	745
	Ven	All	303 <sup>1</sup>	316 <sup>1</sup>	317 <sup>1</sup>	575 <sup>1</sup>	972 <sup>1</sup>	3 999	3 052	2 244	3 196	4 109
		C	19 <sup>C</sup>	23 <sup>C</sup>	4 <sup>CR</sup>	1 <sup>CR</sup>	2 <sup>CR</sup>	1 199	6 523	7 517	4 911	7 626
		NC	284 <sup>CR</sup>	293 <sup>CR</sup>	313 <sup>CR</sup>	574 <sup>CR</sup>	970 <sup>CR</sup>	4 730	2 930	2 223	3 195	4 105
	Ply	All	9 601 <sup>1</sup>	9 353 <sup>1</sup>	8 075 <sup>1</sup>	9 646 <sup>1</sup>	5 262 <sup>1</sup>	477	560	486	522	552
		C	3 334 <sup>C</sup>	1 973 <sup>C</sup>	2 013 <sup>C</sup>	1 331 <sup>CR</sup>	2 137 <sup>CR</sup>	471	435	429	517	517
		NC	6 267 <sup>CR</sup>	7 381 <sup>CR</sup>	6 062 <sup>CR</sup>	8 316 <sup>CR</sup>	3 125 <sup>CR</sup>	480	606	509	523	580
Ecuador	Logs	All	60 <sup>C</sup>	21 <sup>1</sup>	31 <sup>CR</sup>	47 <sup>1</sup>	0 <sup>C</sup>	554	186	219	343	--
		C	58 <sup>C</sup>	17 <sup>C</sup>	18 <sup>CR</sup>	44 <sup>CR</sup>	0 <sup>C</sup>	562	543	208	323	--
		NC	2 <sup>C</sup>	5 <sup>CR</sup>	14 <sup>CR</sup>	3 <sup>C</sup>	0 <sup>C</sup>	394	54	235	6 187	--
	Sawn	All	4 709 <sup>1</sup>	5 759 <sup>1</sup>	9 710 <sup>1</sup>	7 762 <sup>1</sup>	8 431 <sup>1</sup>	312	303	307	165	180
		C	3 499 <sup>CR</sup>	4 305 <sup>CR</sup>	4 133 <sup>CR</sup>	3 148 <sup>CR</sup>	3 818 <sup>CR</sup>	270	264	258	284	351
		NC	1 210 <sup>C</sup>	1 453 <sup>C</sup>	5 576 <sup>C</sup>	4 613 <sup>C</sup>	4 613 <sup>C</sup>	562	536	357	128	128
	Ven	All	3 179 <sup>1</sup>	3 012 <sup>1</sup>	1 496 <sup>1</sup>	2 030 <sup>1</sup>	1 656 <sup>1</sup>	2 019	2 223	2 732	2 938	2 698
		C	421 <sup>C</sup>	339 <sup>C</sup>	67 <sup>C</sup>	17 <sup>C</sup>	9 <sup>CR</sup>	2 006	2 149	7 687	6 005	8 101
		NC	2 757 <sup>C</sup>	2 673 <sup>C</sup>	1 430 <sup>C</sup>	2 013 <sup>C</sup>	1 646 <sup>CR</sup>	2 021	2 233	2 653	2 925	2 688
	Ply	All	847 <sup>1</sup>	943 <sup>1</sup>	522 <sup>1</sup>	785 <sup>1</sup>	299 <sup>1</sup>	456	616	553	537	765
		C	237 <sup>C</sup>	185 <sup>CR</sup>	117 <sup>CR</sup>	503 <sup>C</sup>	121 <sup>CR</sup>	221	280	325	430	512
		NC	610 <sup>CR</sup>	758 <sup>CR</sup>	405 <sup>CR</sup>	282 <sup>C</sup>	178 <sup>CR</sup>	773	872	694	971	1 150
Guatemala	Logs	All	90 <sup>CR</sup>	64 <sup>1</sup>	224 <sup>1</sup>	253 <sup>1</sup>	513 <sup>1</sup>	162	208	113	291	421
		C	73 <sup>CR</sup>	35 <sup>CR</sup>	224 <sup>CR</sup>	241 <sup>CR</sup>	243 <sup>CR</sup>	139	160	113	285	343
		NC	17 <sup>CR</sup>	28 <sup>C</sup>	0 <sup>CR</sup>	12 <sup>CR</sup>	270 <sup>CR</sup>	552	331	287	510	529
	Sawn	All	32 610 <sup>1</sup>	27 678 <sup>1</sup>	30 324 <sup>1</sup>	43 013 <sup>1</sup>	31 613 <sup>1</sup>	146	243	225	306	378
		C	28 438 <sup>CR</sup>	25 286 <sup>CR</sup>	27 801 <sup>CR</sup>	38 248 <sup>CR</sup>	26 337 <sup>CR</sup>	130	227	212	283	331
		NC	4 172 <sup>C</sup>	2 392 <sup>C</sup>	2 523 <sup>C</sup>	4 765 <sup>C</sup>	5 276 <sup>CR</sup>	956	907	693	879	1 278
	Ven	All	523 <sup>1</sup>	468 <sup>1</sup>	336 <sup>1</sup>	598 <sup>1</sup>	626 <sup>1</sup>	565	806	961	959	1 007
		C	368 <sup>CR</sup>	266 <sup>C</sup>	209 <sup>C</sup>	413 <sup>C</sup>	412 <sup>CR</sup>	416	509	673	779	833
		NC	155 <sup>CR</sup>	201 <sup>C</sup>	127 <sup>CR</sup>	186 <sup>CR</sup>	215 <sup>CR</sup>	3 643	3 541	3 228	1 979	1 679
	Ply	All	18 106 <sup>1</sup>	17 636 <sup>1</sup>	17 934 <sup>1</sup>	28 915 <sup>1</sup>	29 457 <sup>1</sup>	461	512	489	566	635
		C	6 256 <sup>C</sup>	5 802 <sup>C</sup>	5 898 <sup>C</sup>	12 758 <sup>C</sup>	15 425 <sup>C</sup>	471	444	408	568	669
		NC	11 850 <sup>CR</sup>	11 833 <sup>CR</sup>	12 036 <sup>CR</sup>	16 157 <sup>CR</sup>	14 032 <sup>CR</sup>	456	553	542	565	601
Guyana	Logs	All	3 <sup>1</sup>	17 <sup>1</sup>	4 <sup>CR</sup>	590 <sup>CR</sup>	0 <sup>C</sup>	468	193	600	524	--
		C	0 <sup>1</sup>	0 <sup>CR</sup>	3 <sup>CR</sup>	11 <sup>CR</sup>	0 <sup>C</sup>	--	--	2 650	440	--
		NC	3 <sup>CR</sup>	17 <sup>C</sup>	2 <sup>CR</sup>	579 <sup>CR</sup>	0 <sup>C</sup>	468	193	258	526	--
	Sawn	All	385 <sup>CR</sup>	470 <sup>1</sup>	583 <sup>CR</sup>	943 <sup>CR</sup>	582 <sup>1</sup>	355	397	581	571	688
		C	233 <sup>CR</sup>	469 <sup>CR</sup>	548 <sup>CR</sup>	901 <sup>CR</sup>	543 <sup>CR</sup>	455	396	569	567	660
		NC	151 <sup>CR</sup>	1 <sup>C</sup>	36 <sup>CR</sup>	42 <sup>CR</sup>	39 <sup>CR</sup>	265	1 216	889	674	1 634
	Ven	All	22 <sup>1</sup>	23 <sup>1</sup>	39 <sup>1</sup>	73 <sup>1</sup>	73 <sup>X</sup>	410	596	2 720	1 336	1 336
		C	7 <sup>C</sup>	19 <sup>C</sup>	0 <sup>CR</sup>	66 <sup>C</sup>	66 <sup>X</sup>	278	505	277	1 234	1 234
		NC	15 <sup>C</sup>	4 <sup>CR</sup>	39 <sup>CR</sup>	7 <sup>C</sup>	7 <sup>X</sup>	523	2 900	2 805	5 412	5 412
	Ply	All	1 725 <sup>1</sup>	1 735 <sup>1</sup>	1 808 <sup>1</sup>	1 317 <sup>1</sup>	1 954 <sup>1</sup>	438	326	349	479	500
		C	860 <sup>CR</sup>	1 254 <sup>C</sup>	978 <sup>CR</sup>	287 <sup>CR</sup>	832 <sup>CR</sup>	355	295	284	343	428
		NC	865 <sup>CR</sup>	482 <sup>CR</sup>	830 <sup>CR</sup>	1 030 <sup>CR</sup>	1 122 <sup>CR</sup>	571	447	478	538	572
Honduras	Logs	All	35 <sup>1</sup>	586 <sup>1</sup>	854 <sup>1</sup>	328 <sup>1</sup>	23 <sup>1</sup>	446	229	429	316	226
		C	1 <sup>CR</sup>	560 <sup>CR</sup>	587 <sup>CR</sup>	31 <sup>CR</sup>	18 <sup>CR</sup>	543	224	801	337	196
		NC	34 <sup>CR</sup>	27 <sup>CR</sup>	267 <sup>CR</sup>	297 <sup>CR</sup>	5 <sup>CR</sup>	444	474	213	314	512
	Sawn	All	4 977 <sup>1</sup>	4 544 <sup>1</sup>	3 929 <sup>1</sup>	7 446 <sup>CR</sup>	6 970 <sup>1</sup>	457	435	389	482	968
		C	880 <sup>CR</sup>	755 <sup>CR</sup>	1 455 <sup>CR</sup>	1 812 <sup>CR</sup>	1 481 <sup>CR</sup>	259	234	294	358	546
		NC	4 097 <sup>CR</sup>	3 789 <sup>CR</sup>	2 474 <sup>CR</sup>	5 634 <sup>CR</sup>	5 489 <sup>CR</sup>	547	525	481	541	1 222
	Ven	All	6 193 <sup>1</sup>	4 756 <sup>1</sup>	3 950 <sup>1</sup>	7 316 <sup>1</sup>	7 856 <sup>1</sup>	3 785	2 394	2 530	2 515	1 673
		C	26 <sup>CR</sup>	565 <sup>CR</sup>	52 <sup>CR</sup>	391 <sup>CR</sup>	77 <sup>CR</sup>	1 022	1 002	1 000	1 000	1 000
		NC	6 167 <sup>CR</sup>	4 192 <sup>CR</sup>	3 898 <sup>CR</sup>	6 925 <sup>CR</sup>	7 779 <sup>CR</sup>	3 830	2 946	2 583	2 750	1 685
	Ply	All	4 784 <sup>1</sup>	2 541 <sup>1</sup>	5 036 <sup>1</sup>	8 247 <sup>1</sup>	4 417 <sup>1</sup>	596	578	571	673	687
		C	599 <sup>CR</sup>	369 <sup>C</sup>	1 400 <sup>C</sup>	2 521 <sup>C</sup>	409 <sup>CR</sup>	471	435	467	641	526
		NC	4 185 <sup>CR</sup>	2 172 <sup>CR</sup>	3 636 <sup>CR</sup>	5 727 <sup>CR</sup>	4 008 <sup>CR</sup>	619	612	624	689	709
Mexico	Logs	All	2 625 <sup>1</sup>	10 109 <sup>1</sup>	12 161 <sup>1</sup>	26 776 <sup>1</sup>	17 975 <sup>1</sup>	333	277	286	325	512
		C	1 913 <sup>CR</sup>	9 014 <sup>CR</sup>	10 749 <sup>CR</sup>	13 632 <sup>CR</sup>	13 599 <sup>CR</sup>	317	267	272	298	505
		NC	712 <sup>CR</sup>	1 095 <sup>CR</sup>	1 412 <sup>CR</sup>	13 144 <sup>CR</sup>	4 376 <sup>CR</sup>	386	389	459	359	537
	Sawn	All	407 473 <sup>1</sup>	552 305 <sup>CR</sup>	498 958 <sup>1</sup>	864 433 <sup>1</sup>	920 953 <sup>1</sup>	281	259	309	315	336
		C	249 935 <sup>CR</sup>	385 046 <sup>CR</sup>	336 050 <sup>CR</sup>	634 280 <sup>CR</sup>	690 800 <sup>CR</sup>	238	232	275	287	314
		NC	157 538 <sup>CR</sup>	167 258 <sup>CR</sup>	162 908 <sup>CR</sup>	230 153 <sup>CR</sup>	230 153 <sup>X</sup>	392	350	413	427	427
	Ven	All	72 030 <sup>1</sup>	74 749 <sup>1</sup>	66 077 <sup>1</sup>	95 013 <sup>1</sup>	82 018 <sup>1</sup>	1 860	1 517	1 656	2 097	1 803
		C	11 303 <sup>CR</sup>	12 361 <sup>CR</sup>	10 669 <sup>CR</sup>	19 137 <sup>CR</sup>	21 241 <sup>CR</sup>	560	516	582	736	694
		NC	60 727 <sup>CR</sup>	62 388 <sup>CR</sup>	55 408 <sup>CR</sup>	75 876 <sup>CR</sup>	60 778 <sup>CR</sup>	3 272	2 464	2 569	3 931	4 083
	Ply	All	369 844 <sup>1</sup>	265 941 <sup>1</sup>	269 705 <sup>1</sup>	448 227 <sup>1</sup>	442 234 <sup>1</sup>	535	400	363	443	553
		C	209 642 <sup>C</sup>	117 312 <sup>CR</sup>	118 812 <sup>CR</sup>	193 467 <sup>CR</sup>	192 442 <sup>CR</sup>	491	282	258	338	467
		NC	160 202 <sup>CR</sup>	148 629 <sup>CR</sup>	150 893 <sup>CR</sup>	254 760 <sup>CR</sup>	249 7					



Exports Value (1000 \$)					Exports Unit Value (\$/m <sup>3</sup> )					Species	Product	Country
2018	2019	2020	2021	2022	2018	2019	2020	2021	2022			
36 766	35 992	19 213	23 453	23 452	362	308	221	196	196	All	Logs	Colombia
12 886	14 455	6 882	12 194	12 194	379	295	210	230	230	C		
23 880	21 537	12 331	11 259	11 258	354	317	229	169	169	NC		
12 548	12 329	14 328	7 853	7 784	700	625	732	578	584	All	Sawn	
21	36	205	184	115	273	256	581	388	562	C		
12 527	12 293	14 123	7 669	7 669	702	627	735	585	585	NC		
3	3	0	87	70	2 462	6 004	4 743	5 676	7 006	All	Ven	
0	0	0	0	3	--	--	--	--	602	C		
3	3	0	87	67	2 462	6 004	4 743	5 676	11 800	NC		
266	215	150	190	303	496	707	664	678	724	All	Ply	
34	53	30	38	144	950	445	5 980	913	620	C		
232	162	121	152	159	463	878	544	637	854	NC		
61 426	54 917	30 456	43 882	45 315	370	367	372	369	351	All	Logs	Costa Rica
11 542	6 733	3 002	2 385	3 818	272	239	217	233	184	C		
49 884	48 184	27 454	41 497	41 497	403	397	404	382	382	NC		
16 823	9 219	8 745	7 778	7 813	577	501	590	368	368	All	Sawn	
74	329	9	19	54	284	279	230	172	257	C		
16 749	8 890	8 737	7 759	7 759	580	516	591	369	369	NC		
115	84	7	255	69	3 701	153	570	2 998	6 935	All	Ven	
0	80	0	247	0	--	145	--	3 008	--	C		
115	5	7	8	69	3 701	2 408	570	2 739	6 935	NC		
249	228	330	241	2	641	592	926	821	1 051	All	Ply	
59	23	29	9	2	469	400	347	611	1 066	C		
190	205	300	232	0	723	626	1 107	833	882	NC		
93 129	88 821	58 682	127 216	98 557	277	296	256	245	234	All	Logs	Ecuador
185	555	38	286	1 032	196	240	184	220	147	C		
92 944	88 265	58 644	126 930	97 525	277	297	256	245	235	NC		
79 340	100 607	175 727	58 410	73 166	761	470	446	502	1 163	All	Sawn	
84	163	126	62	262	125	151	157	245	424	C		
79 256	100 445	175 602	58 348	72 905	765	472	447	503	1 170	NC		
4 379	6 327	5 026	603	210	2 559	2 476	2 316	4 316	11 167	All	Ven	
0	0	0	1	2	--	--	--	1 000	1 000	C		
4 379	6 327	5 026	602	208	2 559	2 476	2 316	4 339	12 353	NC		
47 234	50 078	67 561	84 923	103 833	638	590	587	604	979	All	Ply	
1	1	8	0	0	3 588	1 046	1 074	803	--	C		
47 232	50 077	67 553	84 923	103 833	638	590	587	604	979	NC		
8 055	11 280	6 913	12 144	12 156	298	289	293	309	273	All	Logs	Guatemala
2 855	3 461	1 611	2 858	2 355	251	253	244	280	205	C		
5 200	7 819	5 302	9 286	9 801	333	308	312	319	297	NC		
13 369	14 076	10 948	14 132	15 161	458	380	350	500	469	All	Sawn	
5 389	6 865	6 185	7 352	6 231	260	233	228	348	256	C		
7 980	7 211	4 763	6 780	8 930	944	948	1 153	950	1 116	NC		
33	19	5	38	7	1 616	2 389	1 260	2 755	3 640	All	Ven	
0	0	0	0	0	--	--	--	--	--	C		
33	19	5	38	7	1 616	2 389	1 260	2 755	3 640	NC		
19 492	18 135	15 100	20 366	17 593	840	1 095	927	1 201	752	All	Ply	
231	168	244	86	44	472	463	739	769	115	C		
19 261	17 967	14 856	20 280	17 549	848	1 109	931	1 204	763	NC		
42 314	25 069	20 088	20 036	25 595	229	242	175	248	269	All	Logs	Guyana
1 037	0	0	8	0	233	347	--	339	--	C		
41 277	25 069	20 088	20 028	25 595	229	242	175	248	269	NC		
15 328	18 580	11 708	28 105	28 105	962	1 002	284	624	624	All	Sawn	
128	212	257	185	185	532	510	623	724	724	C		
15 200	18 368	11 451	27 920	27 920	968	1 013	281	624	624	NC		
27	145	102	15	16	576	645	596	485	1 880	All	Ven	
12	0	0	0	0	358	--	--	--	--	C		
15	145	102	15	16	1 059	645	596	485	1 880	NC		
1 554	1 065	966	873	782	512	460	510	580	566	All	Ply	
224	380	188	122	30	537	482	414	549	310	C		
1 329	685	778	751	751	508	449	540	586	586	NC		
3 612	2 849	1 712	2 340	1 630	377	300	317	444	592	All	Logs	Honduras
1 176	1 414	998	1 174	113	256	221	259	493	193	C		
2 437	1 435	714	1 166	1 517	488	461	461	404	700	NC		
25 367	22 635	15 034	30 501	24 984	228	248	252	270	251	All	Sawn	
24 668	21 260	13 843	28 701	24 368	224	238	242	260	246	C		
700	1 375	1 191	1 800	616	629	688	491	654	1 066	NC		
860	24	21	1	35	2 546	28 381	1 808	3 297	5 959	All	Ven	
0	0	0	1	0	--	--	1 013	3 241	--	C		
860	24	21	0	35	2 546	28 381	1 813	4 699	5 959	NC		
5 884	5 037	3 514	5 352	8 609	507	408	471	608	637	All	Ply	
2 075	1 527	1 465	1 672	4 928	463	266	412	640	672	C		
3 809	3 510	2 050	3 680	3 680	535	532	525	594	594	NC		
9 946	8 712	13 888	73 000	83 381	261	280	536	573	575	All	Logs	Mexico
210	351	842	2 810	1 808	167	233	269	303	305	C		
9 735	8 362	13 047	70 190	81 572	264	282	572	594	586	NC		
2 916	8 809	7 953	13 142	14 332	325	523	347	358	342	All	Sawn	
1 120	2 563	3 066	6 226	7 416	211	401	614	712	531	C		
1 796	6 247	4 887	6 916	6 916	490	597	273	247	247	NC		
1 044	962	1 146	843	85	2 936	2 562	5 469	5 171	8 152	All	Ven	
213	289	140	30	6	1 316	1 281	1 763	1 000	1 214	C		
831	672	1 005	814	79	4 292	4 501	7 743	6 095	14 791	NC		
5 277	9 483	11 308	18 269	14 740	408	559	495	691	930	All	Ply	
1 174	1 249	2 259	4 198	4 297	303	452	344	531	883	C		
4 104	8 233	9 049	14 071	10 442	452	580	556	760	951	NC		

**Table 1-2-c. Trade of All Timber by ITTO Producers - Value (1000 \$ and \$/m<sup>3</sup>)**

Country	Product	Species	Imports Value (1000 \$)					Imports Unit Value (\$/m <sup>3</sup> )				
			2018	2019	2020	2021	2022	2018	2019	2020	2021	2022
Panama	Logs	All	38 <sup>1</sup>	234 <sup>1</sup>	540 <sup>1</sup>	507 <sup>1</sup>	166 <sup>1</sup>	406	367	293	237	177
		C	20	99 <sup>CB</sup>	95 <sup>CB</sup>	343 <sup>CB</sup>	125 <sup>CB</sup>	560	302	303	216	146
		NC	18 <sup>CB</sup>	135 <sup>CB</sup>	445 <sup>CB</sup>	165 <sup>CB</sup>	41 <sup>CB</sup>	313	434	291	295	512
	Sawn	All	11 662 <sup>1</sup>	9 122 <sup>1</sup>	5 557 <sup>1</sup>	12 036 <sup>CB</sup>	12 099 <sup>1</sup>	410	366	313	370	376
		C	10 458	8 205	5 360 <sup>CB</sup>	11 768 <sup>CB</sup>	11 768 <sup>x</sup>	393	368	316	374	374
		NC	1 204 <sup>CB</sup>	918 <sup>CB</sup>	197 <sup>CB</sup>	267 <sup>CB</sup>	331 <sup>CB</sup>	657	346	245	246	446
	Ven	All	116 <sup>1</sup>	62 <sup>1</sup>	21 <sup>1</sup>	55 <sup>1</sup>	56 <sup>1</sup>	3 094	4 934	5 612	2 839	5 979
		C	12	0 <sup>CB</sup>	2 <sup>CB</sup>	4 <sup>C</sup>	19 <sup>CB</sup>	1 146	10 285	3 355	526	11 362
		NC	104 <sup>CB</sup>	62 <sup>CB</sup>	19 <sup>CB</sup>	50 <sup>CB</sup>	37 <sup>CB</sup>	3 816	4 919	5 943	4 644	4 832
	Ply	All	35 110 <sup>1</sup>	19 403 <sup>1</sup>	10 903 <sup>1</sup>	19 182 <sup>1</sup>	10 138 <sup>1</sup>	468	475	406	475	406
		C	9 714	7 006	3 184 <sup>C</sup>	8 593 <sup>C</sup>	2 613 <sup>CB</sup>	485	479	398	539	534
		NC	25 396 <sup>CB</sup>	12 397 <sup>CB</sup>	7 719 <sup>CB</sup>	10 589 <sup>CB</sup>	7 525 <sup>CB</sup>	462	473	410	433	374
Peru	Logs	All	15 094	15 558 <sup>C</sup>	7 449 <sup>1</sup>	8 612 <sup>1</sup>	10 288 <sup>1</sup>	363	292	212	305	324
		C	15 079	14 945 <sup>C</sup>	7 424 <sup>CB</sup>	8 457 <sup>CB</sup>	10 214 <sup>CB</sup>	363	288	211	304	324
		NC	15	613 <sup>C</sup>	26 <sup>C</sup>	155 <sup>CB</sup>	74 <sup>CB</sup>	4 084	449	3 194	422	280
	Sawn	All	33 154 <sup>1</sup>	34 769 <sup>1</sup>	30 743 <sup>1</sup>	44 694 <sup>1</sup>	41 887 <sup>1</sup>	266	260	237	309	354
		C	32 138 <sup>CB</sup>	33 756 <sup>CB</sup>	29 385 <sup>CB</sup>	43 921 <sup>CB</sup>	40 970 <sup>CB</sup>	262	257	236	307	351
		NC	1 015	1 013	1 358 <sup>C</sup>	773 <sup>C</sup>	917	550	518	276	426	558
	Ven	All	2 038	2 099	2 741	5 080 <sup>1</sup>	845 <sup>1</sup>	1 303	1 187	1 217	1 250	2 540
		C	1 239	1 469	2 157	2 696	42 <sup>CB</sup>	1 232	1 139	1 192	1 192	2 083
		NC	800	630	584	2 383 <sup>CB</sup>	803 <sup>CB</sup>	1 430	1 316	1 315	1 322	2 569
	Ply	All	30 822 <sup>1</sup>	38 191 <sup>1</sup>	51 768 <sup>1</sup>	60 627 <sup>1</sup>	53 911 <sup>1</sup>	364	324	432	437	467
		C	14 112 <sup>C</sup>	15 669 <sup>C</sup>	10 454	15 088	18 860	338	241	441	526	526
		NC	16 710 <sup>CB</sup>	22 522 <sup>CB</sup>	41 313 <sup>CB</sup>	45 539 <sup>CB</sup>	35 051 <sup>CB</sup>	389	425	429	413	440
Suriname	Logs	All	2 <sup>1</sup>	2 <sup>1</sup>	6 <sup>1</sup>	5 <sup>CB</sup>	3 <sup>1</sup>	250	1 787	119	277	512
		C	0	0	6 <sup>CB</sup>	0 <sup>CB</sup>	0 <sup>x</sup>	--	--	119	--	--
		NC	2 <sup>CB</sup>	2 <sup>CB</sup>	0	5 <sup>CB</sup>	3 <sup>CB</sup>	250	1 787	--	277	512
	Sawn	All	1 <sup>1</sup>	24 <sup>1</sup>	12 <sup>1</sup>	24 <sup>1</sup>	16 <sup>1</sup>	735	222	642	744	370
		C	0	13 <sup>CB</sup>	0	1 <sup>C</sup>	2 <sup>CB</sup>	--	158	--	637	759
		NC	1 <sup>CB</sup>	10 <sup>CB</sup>	12 <sup>C</sup>	23 <sup>C</sup>	13 <sup>CB</sup>	735	471	642	751	339
	Ven	All	38 <sup>1</sup>	2 <sup>1</sup>	13 <sup>1</sup>	15 <sup>1</sup>	24 <sup>1</sup>	491	1 073	2 458	461	648
		C	0	0	0	0 <sup>CB</sup>	0 <sup>CB</sup>	--	--	--	--	--
		NC	38 <sup>CB</sup>	2 <sup>CB</sup>	13 <sup>CB</sup>	15 <sup>CB</sup>	24 <sup>CB</sup>	491	1 073	2 458	461	648
	Ply	All	2 307 <sup>1</sup>	1 892 <sup>1</sup>	1 258 <sup>1</sup>	2 048 <sup>1</sup>	954 <sup>1</sup>	412	397	341	452	399
		C	353 <sup>C</sup>	497 <sup>C</sup>	377 <sup>C</sup>	396 <sup>C</sup>	56 <sup>CB</sup>	472	445	430	569	681
		NC	1 954 <sup>CB</sup>	1 394 <sup>CB</sup>	881 <sup>CB</sup>	1 652 <sup>CB</sup>	898 <sup>CB</sup>	403	383	313	430	389
Trinidad and Tobago	Logs	All	1 081 <sup>1</sup>	195 <sup>1</sup>	488 <sup>1</sup>	181 <sup>1</sup>	111 <sup>1</sup>	238	471	412	283	196
		C	1 059 <sup>C</sup>	81 <sup>C</sup>	419 <sup>C</sup>	131 <sup>CB</sup>	111 <sup>CB</sup>	237	417	459	239	196
		NC	23 <sup>CB</sup>	114 <sup>CB</sup>	69 <sup>CB</sup>	50 <sup>CB</sup>	0 <sup>CB</sup>	285	519	254	546	--
	Sawn	All	7 826 <sup>1</sup>	17 429 <sup>1</sup>	12 736 <sup>1</sup>	17 865 <sup>1</sup>	17 006 <sup>1</sup>	322	346	343	400	605
		C	7 461 <sup>CB</sup>	16 295 <sup>CB</sup>	12 350 <sup>CB</sup>	17 248 <sup>CB</sup>	16 445 <sup>CB</sup>	315	337	343	405	598
		NC	365 <sup>CB</sup>	1 134 <sup>CB</sup>	386 <sup>CB</sup>	617 <sup>CB</sup>	561 <sup>CB</sup>	552	561	354	289	963
	Ven	All	46 <sup>1</sup>	172 <sup>1</sup>	103 <sup>1</sup>	114 <sup>1</sup>	49 <sup>1</sup>	2 934	815	592	5 015	4 011
		C	0 <sup>CB</sup>	21 <sup>CB</sup>	1 <sup>C</sup>	44 <sup>CB</sup>	0 <sup>CB</sup>	--	1 000	19 012	5 865	--
		NC	46 <sup>CB</sup>	151 <sup>C</sup>	102 <sup>C</sup>	70 <sup>CB</sup>	49 <sup>CB</sup>	2 934	795	585	4 597	4 011
	Ply	All	9 503 <sup>1</sup>	7 640 <sup>1</sup>	5 873 <sup>1</sup>	9 279 <sup>1</sup>	6 859 <sup>1</sup>	364	281	266	412	416
		C	7 202 <sup>CB</sup>	5 760 <sup>CB</sup>	4 433 <sup>CB</sup>	7 235 <sup>CB</sup>	5 308 <sup>CB</sup>	340	251	236	399	387
		NC	2 301 <sup>CB</sup>	1 880 <sup>CB</sup>	1 440 <sup>CB</sup>	2 044 <sup>CB</sup>	1 551 <sup>CB</sup>	471	447	433	464	558
Venezuela	Logs	All	17 <sup>CB</sup>	13 <sup>CB</sup>	178 <sup>CB</sup>	0 <sup>CB</sup>	0 <sup>CB</sup>	195	363	475	--	--
		C	0 <sup>CB</sup>	0 <sup>CB</sup>	0 <sup>CB</sup>	0 <sup>CB</sup>	0 <sup>CB</sup>	--	--	--	--	--
		NC	17 <sup>CB</sup>	13 <sup>CB</sup>	178 <sup>CB</sup>	0 <sup>CB</sup>	0 <sup>CB</sup>	195	363	475	--	--
	Sawn	All	99 <sup>CB</sup>	82 <sup>1</sup>	110 <sup>CB</sup>	64 <sup>CB</sup>	127 <sup>1</sup>	3 808	366	785	569	892
		C	5 <sup>CB</sup>	13 <sup>CB</sup>	4 <sup>CB</sup>	24 <sup>CB</sup>	74 <sup>CB</sup>	1 800	326	846	327	746
		NC	94 <sup>CB</sup>	69 <sup>CB</sup>	106 <sup>CB</sup>	40 <sup>CB</sup>	53 <sup>CB</sup>	4 070	374	783	1 040	1 232
	Ven	All	507 <sup>1</sup>	221 <sup>1</sup>	196 <sup>1</sup>	235 <sup>1</sup>	661 <sup>1</sup>	4 079	2 368	2 105	2 504	2 523
		C	75 <sup>CB</sup>	42 <sup>CB</sup>	0 <sup>CB</sup>	1 <sup>CB</sup>	1 <sup>CB</sup>	1 690	1 503	--	2 280	13 563
		NC	432 <sup>CB</sup>	179 <sup>CB</sup>	196 <sup>CB</sup>	234 <sup>CB</sup>	660 <sup>CB</sup>	5 393	2 739	2 105	2 504	2 520
	Ply	All	249 <sup>1</sup>	122 <sup>1</sup>	244 <sup>1</sup>	854 <sup>1</sup>	1 533 <sup>1</sup>	594	466	405	643	588
		C	56 <sup>CB</sup>	19 <sup>CB</sup>	100 <sup>CB</sup>	231 <sup>CB</sup>	432 <sup>CB</sup>	358	347	282	644	457
		NC	193 <sup>CB</sup>	103 <sup>CB</sup>	144 <sup>CB</sup>	623 <sup>CB</sup>	1 101 <sup>CB</sup>	734	497	580	642	662
Producers Total	Logs	All	1 910 904	1 827 629	1 368 735	2 310 826	2 419 550	248	229	217	293	298
		C	224 677	315 123	201 017	452 904	457 226	128	147	134	145	146
		NC	1 686 228	1 512 507	1 167 718	1 857 923	1 962 324	284	259	243	390	393
	Sawn	All	3 192 094	3 523 391	3 113 007	3 949 739	4 054 071	377	363	367	376	393
		C	1 136 131	1 251 250	1 135 033	1 941 411	2 056 953	251	230	238	290	319
		NC	2 055 964	2 272 141	1 977 974	2 008 328	1 997 119	520	531	532	525	518
	Ven	All	724 886	833 592	732 456	1 130 114	1 045 973	876	895	931	1 020	1 008
		C	123 188	140 086	96 167	141 797	132 387	717	677	723	669	669
		NC	601 698	693 506	636 290	988 317	913 586	918	957	974	1 103	1 087
	Ply	All	2 092 302	1 874 734	1 848 550	2 354 361	2 237 679	462	408	412	470	503
		C	563 925	418 793	418 885	476 179	536 727	406	338	356	394	497
		NC	1 528 377	1 455 941	1 429 666	1 878 182	1 700 953	486	434	432	495	504
Total	All	7 920 187	8 059 346	7 062 749	9 745 040	9 757 274	--	--	--	--	--	
	C	2 047 920	2 125 251	1 851 101	3 012 291	3 183 293	--	--	--	--	--	
	NC	5 872 267	5 934 095	5 211 648	6 732 749	6 573 981	--	--	--	--	--	

Exports Value (1000 \$)					Exports Unit Value (\$/m³)					Species	Product	Country
2018	2019	2020	2021	2022	2018	2019	2020	2021	2022			
76 529	56 746	32 883	51 251	51 447	433	409	380	352	347	All	Logs	Panama
0	10	0	37	233	--	417	--	113	80	C		
76 529	56 736	32 883	51 214	51 214	433	409	380	352	352	NC		
1 644	1 495	682	1 633	1 633	957	492	456	423	423	All	Sawn	
30	389	173	38	38	272	283	270	143	143	C		
1 614	1 107	510	1 595	1 595	1 004	664	594	443	443	NC		
8	13	13	0	0	873	5 686	272	--	69 925	All	Ven	
0	0	0	0	0	--	--	--	--	--	C		
8	13	13	0	0	873	5 686	272	--	69 925	NC		
3 006	1 103	5 107	2 317	757	480	287	886	467	753	All	Ply	
110	132	399	1 352	0	477	396	461	658	--	C		
2 896	970	4 709	965	757	480	276	961	332	753	NC		
4 612	3 437	3 396	6 176	3 484	470	291	423	439	429	All	Logs	Peru
0	0	0	0	0	--	--	--	--	--	C		
4 612	3 437	3 396	6 176	3 484	470	291	423	439	429	NC		
65 568	67 809	53 043	53 971	54 016	365	399	590	485	484	All	Sawn	
4	4	10	181	226	323	323	125	135	135	C		
65 564	67 805	53 033	53 790	53 790	365	399	591	489	489	NC		
1 332	1 194	916	430	1 160	2 007	2 027	1 754	3 153	5 544	All	Ven	
0	40	0	48	0	--	5 207	--	3 196	--	C		
1 332	1 154	916	382	1 160	2 007	1 985	1 754	3 148	5 544	NC		
4 970	2 586	2 578	3 656	3 656	459	709	703	361	361	All	Ply	
187	36	29	593	593	449	439	447	345	345	C		
4 783	2 550	2 549	3 063	3 063	459	716	707	365	365	NC		
149 194	121 237	94 801	74 258	93 852	255	246	220	234	297	All	Logs	Suriname
2 147	128	302	45	0	209	201	216	371	--	C		
147 047	121 109	94 498	74 213	93 852	256	246	220	234	297	NC		
5 242	4 589	5 787	4 266	19 670	315	215	319	316	568	All	Sawn	
39	35	18	0	9	253	416	339	--	704	C		
5 203	4 554	5 769	4 266	19 662	315	214	319	316	568	NC		
0	0	6	0	0	19 318	12 030	2 251	--	--	All	Ven	
0	0	0	0	0	--	--	--	--	--	C		
0	0	6	0	0	19 318	12 030	2 251	--	--	NC		
1	20	0	6	7	915	6 369	--	2 631	5 404	All	Ply	
0	0	0	0	0	--	--	--	--	--	C		
1	20	0	6	7	915	6 369	--	2 631	5 404	NC		
698	493	125	2	166	271	649	650	305	1 084	All	Logs	Trinidad and Tobago
0	0	0	0	12	--	--	--	--	794	C		
698	493	125	2	153	271	649	650	305	1 117	NC		
928	1 048	286	601	201	933	1 011	1 031	1 085	1 428	All	Sawn	
16	25	33	134	70	115	209	904	409	998	C		
911	1 023	253	467	131	1 072	1 114	1 050	2 066	1 859	NC		
1	0	2	1	0	1 653	900	9 441	6 198	--	All	Ven	
0	0	0	0	0	--	--	--	--	--	C		
1	0	2	1	0	1 653	900	9 441	6 198	--	NC		
43	122	64	29	74	492	424	433	794	1 300	All	Ply	
38	40	39	8	15	475	161	429	590	665	C		
6	83	25	21	59	646	1 952	441	910	1 731	NC		
2 594	1 950	1 930	9 881	4 154	287	166	447	355	359	All	Logs	Venezuela
290	917	0	0	0	91	102	--	--	--	C		
2 303	1 033	1 930	9 881	4 154	393	371	447	355	359	NC		
10 336	6 753	5 859	13 743	12 814	286	263	173	253	290	All	Sawn	
5 901	5 008	4 119	8 442	852	228	241	151	247	259	C		
4 436	1 745	1 740	5 301	11 962	434	357	264	263	293	NC		
15	19	0	5	5	189	193	--	2 840	2 840	All	Ven	
7	19	0	5	5	249	193	--	2 840	2 840	C		
8	0	0	0	0	158	--	--	--	--	NC		
161	135	119	0	0	307	385	420	--	1 353	All	Ply	
133	112	0	0	0	335	351	202	--	1 353	C		
28	24	119	0	0	219	698	421	--	--	NC		
<b>3 382 924</b>	<b>2 910 065</b>	<b>2 105 389</b>	<b>2 622 815</b>	<b>2 578 686</b>	<b>285</b>	<b>264</b>	<b>228</b>	<b>255</b>	<b>251</b>	All	Logs	Producers Total
<b>39 819</b>	<b>54 880</b>	<b>41 640</b>	<b>81 461</b>	<b>51 207</b>	<b>257</b>	<b>213</b>	<b>101</b>	<b>100</b>	<b>204</b>	C		
<b>3 343 105</b>	<b>2 855 186</b>	<b>2 063 749</b>	<b>2 541 354</b>	<b>2 527 479</b>	<b>285</b>	<b>265</b>	<b>234</b>	<b>269</b>	<b>252</b>	NC		
<b>5 769 321</b>	<b>4 824 146</b>	<b>4 445 874</b>	<b>4 968 802</b>	<b>5 098 742</b>	<b>385</b>	<b>349</b>	<b>355</b>	<b>355</b>	<b>395</b>	All	Sawn	
<b>611 974</b>	<b>407 505</b>	<b>543 909</b>	<b>882 153</b>	<b>911 103</b>	<b>182</b>	<b>135</b>	<b>225</b>	<b>230</b>	<b>292</b>	C		
<b>5 157 347</b>	<b>4 416 640</b>	<b>3 901 965</b>	<b>4 086 648</b>	<b>4 187 639</b>	<b>443</b>	<b>409</b>	<b>386</b>	<b>401</b>	<b>429</b>	NC		
<b>707 660</b>	<b>728 719</b>	<b>610 414</b>	<b>844 335</b>	<b>805 519</b>	<b>435</b>	<b>402</b>	<b>306</b>	<b>223</b>	<b>306</b>	All	Ven	
<b>57 644</b>	<b>52 418</b>	<b>54 196</b>	<b>62 095</b>	<b>64 543</b>	<b>427</b>	<b>419</b>	<b>337</b>	<b>407</b>	<b>472</b>	C		
<b>650 016</b>	<b>676 301</b>	<b>556 218</b>	<b>782 240</b>	<b>740 976</b>	<b>436</b>	<b>401</b>	<b>304</b>	<b>215</b>	<b>297</b>	NC		
<b>4 853 336</b>	<b>4 588 837</b>	<b>4 265 460</b>	<b>6 163 673</b>	<b>6 168 656</b>	<b>480</b>	<b>482</b>	<b>456</b>	<b>570</b>	<b>649</b>	All	Ply	
<b>1 008 067</b>	<b>978 681</b>	<b>818 213</b>	<b>1 373 520</b>	<b>1 223 902</b>	<b>287</b>	<b>318</b>	<b>290</b>	<b>452</b>	<b>439</b>	C		
<b>3 845 269</b>	<b>3 610 156</b>	<b>3 447 247</b>	<b>4 790 153</b>	<b>4 944 753</b>	<b>584</b>	<b>560</b>	<b>528</b>	<b>616</b>	<b>736</b>	NC		
<b>14 713 241</b>	<b>13 051 767</b>	<b>11 427 137</b>	<b>14 599 625</b>	<b>14 651 602</b>	--	--	--	--	--	All	Total	
<b>1 717 504</b>	<b>1 493 484</b>	<b>1 457 958</b>	<b>2 399 229</b>	<b>2 250 754</b>	--	--	--	--	--	C		
<b>12 995 738</b>	<b>11 558 283</b>	<b>9 969 179</b>	<b>12 200 395</b>	<b>12 400 848</b>	--	--	--	--	--	NC		

**Table 1-2-c. Trade of All Timber by ITTO Producers - Value (1000 \$ and \$/m<sup>3</sup>)**

Country	Product	Species	Imports Value (1000 \$)					Imports Unit Value (\$/m <sup>3</sup> )				
			2018	2019	2020	2021	2022	2018	2019	2020	2021	2022
ITTO Total	Logs	All	19 138 902	16 659 867	14 694 232	20 332 212	17 682 465	143	129	112	150	152
		C	10 445 917	9 649 287	9 103 054	13 074 466	10 298 131	114	105	96	132	129
		NC	8 692 983	7 010 579	5 591 179	7 257 751	7 384 334	205	188	154	196	201
	Sawn	All	37 856 714	33 791 388	34 550 282	50 603 884	48 837 226	273	254	274	394	414
		C	26 356 753	23 701 042	25 553 339	40 674 072	37 993 732	227	211	238	376	390
		NC	11 499 963	10 090 346	8 996 945	9 929 815	10 843 488	508	489	475	491	528
	Ven	All	3 276 660	3 185 215	3 024 237	4 155 827	4 192 404	795	746	685	580	742
		C	631 868	567 552	509 918	767 019	761 807	625	597	584	594	702
		NC	2 644 792	2 617 663	2 514 318	3 388 808	3 430 597	850	789	710	576	751
	Ply	All	13 765 451	12 182 033	11 887 440	16 468 115	17 568 769	566	527	524	630	772
		C	3 553 829	2 820 720	2 854 945	3 997 668	4 709 263	455	415	413	534	650
		NC	10 211 622	9 361 314	9 032 495	12 470 448	12 859 506	619	574	572	669	828
	Total	All	74 037 726	65 818 503	64 156 191	91 560 038	88 280 864	--	--	--	--	--
		C	40 988 368	36 738 601	38 021 257	58 513 225	53 762 934	--	--	--	--	--
		NC	33 049 359	29 079 902	26 134 938	33 046 822	34 517 924	--	--	--	--	--
Rest of the World	Logs	All	776 815	688 581	555 350	648 872	704 464	102	98	86	95	104
		C	391 338	422 283	346 197	380 044	385 945	75	85	72	78	81
		NC	385 476	266 298	209 152	268 828	318 519	163	129	127	136	155
	Sawn	All	5 986 719	5 361 543	4 743 584	6 496 249	5 820 264	245	228	218	269	282
		C	4 386 372	3 840 428	3 469 332	4 930 472	4 265 945	209	194	189	240	248
		NC	1 600 347	1 521 115	1 274 251	1 565 776	1 554 319	463	412	381	435	446
	Ven	All	511 446	453 043	436 724	522 066	556 135	1 318	1 408	1 227	1 245	1 494
		C	68 627	51 943	50 794	67 229	44 408	724	902	637	681	846
		NC	442 819	401 100	385 929	454 837	511 728	1 510	1 518	1 397	1 419	1 600
	Ply	All	3 146 665	2 711 804	2 528 865	3 403 775	3 122 980	438	405	383	451	493
		C	648 488	521 145	422 222	577 475	696 548	356	319	337	415	456
		NC	2 498 177	2 190 659	2 106 643	2 826 300	2 426 432	465	433	394	459	504
	Total	All	10 421 644	9 214 970	8 264 523	11 070 962	10 203 843	--	--	--	--	--
		C	5 494 825	4 835 799	4 288 546	5 955 220	5 392 846	--	--	--	--	--
		NC	4 926 819	4 379 171	3 975 976	5 115 741	4 810 997	--	--	--	--	--
World	Logs	All	19 915 716	17 348 448	15 249 582	20 981 084	18 386 929	141	128	111	147	149
		C	10 837 256	10 071 570	9 449 252	13 454 510	10 684 076	112	104	95	130	126
		NC	9 078 459	7 276 877	5 800 331	7 526 579	7 702 853	203	185	152	193	199
	Sawn	All	43 843 433	39 152 931	39 293 866	57 100 133	54 657 490	269	250	265	374	394
		C	30 743 125	27 541 470	29 022 671	45 604 544	42 259 677	224	208	231	354	368
		NC	13 100 310	11 611 461	10 271 196	11 495 591	12 397 807	502	477	461	482	516
	Ven	All	3 788 106	3 638 257	3 460 961	4 677 892	4 748 540	840	792	726	616	788
		C	700 495	619 494	560 713	834 248	806 215	633	614	588	600	708
		NC	3 087 610	3 018 762	2 900 248	3 843 645	3 942 324	907	843	760	620	807
	Ply	All	16 912 116	14 893 837	14 416 305	19 871 890	20 691 749	537	500	492	590	711
		C	4 202 317	3 341 865	3 277 168	4 575 143	5 405 811	436	397	401	515	616
		NC	12 709 799	11 551 973	11 139 138	15 296 748	15 285 938	581	540	527	617	752
	Total	All	84 459 371	75 033 473	72 420 713	102 631 000	98 484 707	--	--	--	--	--
		C	46 483 193	41 574 400	42 309 803	64 468 444	59 155 780	--	--	--	--	--
		NC	37 976 178	33 459 073	30 110 913	38 162 563	39 328 922	--	--	--	--	--

Exports Value (1000 \$)					Exports Unit Value (\$/m <sup>3</sup> )					Species	Product	Country	
2018	2019	2020	2021	2022	2018	2019	2020	2021	2022				
14 093 800	12 358 327	11 047 420	13 944 222	13 539 374	134	115	103	131	129	All	Logs	ITTO Total	
8 065 615	7 302 674	7 034 320	8 933 707	8 064 295	108	92	85	110	105	C			
6 028 184	5 055 654	4 013 101	5 010 515	5 475 078	200	182	165	195	191	NC			
26 154 401	23 129 551	23 185 225	33 927 200	32 670 191	313	277	279	389	414	All	Sawn		
15 297 523	13 999 148	14 765 228	24 054 534	22 400 347	249	221	230	360	372	C			
10 856 879	9 130 401	8 419 997	9 872 666	10 269 847	495	454	443	483	550	NC			
2 799 106	2 829 889	2 624 763	3 533 429	3 488 450	845	802	735	617	819	All	Ven		
272 778	253 645	218 708	270 411	281 907	534	526	487	560	693	C			
2 526 328	2 576 244	2 406 055	3 263 018	3 206 543	902	845	771	622	832	NC			
14 431 691	12 793 523	12 055 176	16 602 844	16 897 933	575	553	535	619	718	All	Ply		
2 961 881	2 625 041	2 460 250	3 597 051	3 806 497	415	426	410	512	604	C			
11 469 810	10 168 482	9 594 925	13 005 791	13 091 435	638	600	581	658	760	NC			
57 478 999	51 111 289	48 912 584	68 007 695	66 595 948	--	--	--	--	--	All	Total		
26 597 797	24 180 508	24 478 505	36 855 704	34 553 046	--	--	--	--	--	C			
30 881 202	26 930 780	24 434 078	31 151 990	32 042 902	--	--	--	--	--	NC			
4 369 737	3 227 526	2 480 592	3 208 914	2 270 937	119	111	88	109	126	All	Logs		Rest of the World
1 998 950	1 591 323	1 192 939	1 694 870	999 526	92	90	76	97	96	C			
2 370 786	1 636 204	1 287 653	1 514 044	1 271 411	157	143	104	127	166	NC			
16 028 130	13 813 360	14 831 480	23 604 430	21 838 480	209	181	205	326	380	All	Sawn		
14 453 690	12 361 870	13 589 800	21 941 480	20 003 500	201	173	199	325	372	C			
1 574 438	1 451 487	1 241 684	1 662 948	1 834 971	341	323	301	339	491	NC			
849 240	790 636	747 831	1 064 670	1 162 724	685	658	697	769	841	All	Ven		
382 635	314 499	284 899	440 809	429 380	535	499	557	644	645	C			
466 605	476 137	462 933	623 861	733 344	890	833	824	890	1 023	NC			
2 710 857	2 479 123	2 365 839	3 655 517	2 085 821	479	423	438	610	643	All	Ply		
816 864	670 048	641 865	910 883	1 108 613	419	386	404	536	547	C			
1 893 992	1 809 075	1 723 973	2 744 634	977 208	510	439	452	639	805	NC			
23 957 964	20 310 645	20 425 742	31 533 531	27 357 962	--	--	--	--	--	All	Total		
17 652 139	14 937 740	15 709 503	24 988 042	22 541 019	--	--	--	--	--	C			
6 305 821	5 372 903	4 716 243	6 545 487	4 816 934	--	--	--	--	--	NC			
18 463 537	15 585 853	13 528 012	17 153 136	15 810 311	130	114	100	126	128	All	Logs	World	
10 064 565	8 893 997	8 227 259	10 628 577	9 063 820	104	92	83	108	104	C			
8 398 970	6 691 858	5 300 754	6 524 559	6 746 489	186	170	145	173	185	NC			
42 182 531	36 942 911	38 016 705	57 531 630	54 508 671	263	231	244	360	400	All	Sawn		
29 751 213	26 361 018	28 355 028	45 996 014	42 403 847	223	195	214	342	372	C			
12 431 317	10 581 888	9 661 681	11 535 614	12 104 818	469	430	418	455	540	NC			
3 648 346	3 620 525	3 372 594	4 598 099	4 651 174	802	765	727	646	824	All	Ven		
655 413	568 144	503 606	711 220	711 287	534	511	525	609	663	C			
2 992 933	3 052 381	2 868 988	3 886 879	3 939 887	900	843	779	654	862	NC			
17 142 548	15 272 646	14 421 015	20 258 361	18 983 754	557	527	516	618	709	All	Ply		
3 778 746	3 295 089	3 102 115	4 507 934	4 915 110	416	417	409	516	590	C			
13 363 802	11 977 557	11 318 898	15 750 425	14 068 642	616	568	557	654	763	NC			
81 436 963	71 421 934	69 338 326	99 541 226	93 953 910	--	--	--	--	--	All	Total		
44 249 936	39 118 248	40 188 008	61 843 745	57 094 065	--	--	--	--	--	C			
37 187 023	32 303 684	29 150 321	37 697 477	36 859 836	--	--	--	--	--	NC			

**Table 1-2-d. Trade of Tropical Timber by ITTO Producers - Value (1000 \$ and \$/m<sup>3</sup>)**

Country	Product	Imports Value (1000\$)					Imports Unit Value (\$/m <sup>3</sup> )				
		2018	2019	2020	2021	2022	2018	2019	2020	2021	2022
Africa	Logs	3 265	2 594	477	274	56	646	386	340	528	655
	Sawn	4 581	3 773	2 965	3 821	148	1 057	764	171	386	345
	Ven	1 058	1 143	689	227	42	982	431	941	2 190	1 430
	Ply	8 447	9 965	10 429	4 735	1 056	717	662	439	378	619
Angola	Logs	0 <sup>CBR</sup>	1 <sup>C</sup>	14 <sup>CB</sup>	13 <sup>CB</sup>	0 <sup>CB</sup>	433	546	13 400	610	--
	Sawn	58 <sup>CB</sup>	48 <sup>CB</sup>	18 <sup>CB</sup>	30 <sup>CB</sup>	9 <sup>CB</sup>	332	290	707	317	354
	Ven	61 <sup>C</sup>	4 <sup>CB</sup>	2 <sup>CB</sup>	8 <sup>CB</sup>	11 <sup>CB</sup>	1 128	3 445	2 230	2 279	8 510
	Ply	62 <sup>CB</sup>	124 <sup>CB</sup>	9 <sup>CB</sup>	67 <sup>CB</sup>	189 <sup>CB</sup>	559	1 237	136	214	255
Benin	Logs	0 <sup>C</sup>	0 <sup>C</sup>	0 <sup>CB</sup>	43 <sup>C</sup>	0 <sup>CB</sup>	--	--	418	311	--
	Sawn	73 <sup>C</sup>	0 <sup>CBR</sup>	55 <sup>C</sup>	67 <sup>C</sup>	1 <sup>CB</sup>	904	932	683	926	4 042
	Ven	162 <sup>CB</sup>	25 <sup>CB</sup>	83 <sup>C</sup>	13 <sup>CB</sup>	13 <sup>X</sup>	415	435	1 050	528	528
	Ply	1 463 <sup>CB</sup>	2 067 <sup>C</sup>	1 637 <sup>C</sup>	1 749 <sup>C</sup>	0 <sup>C</sup>	584	669	624	771	--
Cameroon	Logs	1 515 <sup>CB</sup>	2 119 <sup>CB</sup>	342 <sup>CB</sup>	0 <sup>CB</sup>	0 <sup>CBR</sup>	584	449	397	--	138
	Sawn	5 <sup>CB</sup>	1 277 <sup>CB</sup>	0 <sup>CB</sup>	0 <sup>CBR</sup>	0 <sup>CB</sup>	1 812	513	--	1 751	--
	Ven	1 <sup>C</sup>	0 <sup>CB</sup>	14 <sup>CB</sup>	0 <sup>CB</sup>	0 <sup>CB</sup>	172	--	29 070	--	--
	Ply	61 <sup>C</sup>	46 <sup>CB</sup>	0 <sup>CB</sup>	35 <sup>CB</sup>	5 <sup>CB</sup>	712	1 525	--	1 303	3 003
Central Afr. Rep.	Logs	0 <sup>X</sup>	0 <sup>CB</sup>	0 <sup>CB</sup>	0 <sup>CB</sup>	0 <sup>CB</sup>	--	--	--	--	--
	Sawn	1 196 <sup>C</sup>	1 <sup>CBR</sup>	0 <sup>CB</sup>	0 <sup>CB</sup>	0 <sup>CB</sup>	901	247	--	--	--
	Ven	460 <sup>C</sup>	0 <sup>CB</sup>	0 <sup>CB</sup>	0 <sup>CB</sup>	0 <sup>CB</sup>	2 187	--	--	--	--
	Ply	58 <sup>C</sup>	1 <sup>CB</sup>	0 <sup>CB</sup>	0 <sup>CB</sup>	0 <sup>CB</sup>	725	686	--	--	--
Congo, Dem. Rep.	Logs	0 <sup>CBR</sup>	54 <sup>C</sup>	99 <sup>CB</sup>	7 <sup>CB</sup>	24 <sup>CB</sup>	667	224	234	4 000	4 082
	Sawn	11 <sup>CB</sup>	46 <sup>CB</sup>	119 <sup>CB</sup>	3 623 <sup>CBR</sup>	0 <sup>CB</sup>	58	415	197	396	--
	Ven	0 <sup>CBR</sup>	185 <sup>C</sup>	320 <sup>C</sup>	133 <sup>CB</sup>	0 <sup>CB</sup>	605	407	579	4 507	--
	Ply	260 <sup>CB</sup>	682 <sup>C</sup>	949 <sup>C</sup>	1 472 <sup>CB</sup>	255 <sup>CB</sup>	459	280	269	219	1 114
Congo, Rep.	Logs	1 <sup>C</sup>	5 <sup>C</sup>	9 <sup>CB</sup>	0 <sup>CB</sup>	0 <sup>X</sup>	526	291	375	--	--
	Sawn	19 <sup>CB</sup>	5 <sup>CB</sup>	9 <sup>CB</sup>	8 <sup>C</sup>	0 <sup>CB</sup>	936	1 067	1 144	167	--
	Ven	27 <sup>CB</sup>	41 <sup>CB</sup>	2 <sup>CB</sup>	10 <sup>CB</sup>	5 <sup>CB</sup>	2 480	2 133	3 248	493	9 254
	Ply	12 <sup>CB</sup>	37 <sup>CB</sup>	1 <sup>C</sup>	53 <sup>C</sup>	15 <sup>CB</sup>	478	1 411	448	113	1 682
Côte d'Ivoire	Logs	0 <sup>C</sup>	62 <sup>C</sup>	0 <sup>CB</sup>	3 <sup>CB</sup>	0 <sup>CB</sup>	--	311	--	1 255	--
	Sawn	8 <sup>C</sup>	46 <sup>C</sup>	0 <sup>CBR</sup>	0 <sup>CBR</sup>	47 <sup>CB</sup>	1 124	916	2 953	1 179	2 537
	Ven	212 <sup>CB</sup>	210 <sup>CB</sup>	36 <sup>CB</sup>	0 <sup>CB</sup>	0 <sup>CB</sup>	678	496	1 288	--	--
	Ply	109 <sup>C</sup>	30 <sup>CB</sup>	188 <sup>C</sup>	92 <sup>CB</sup>	34 <sup>CB</sup>	376	462	428	472	1 321
Gabon	Logs	0 <sup>I</sup>	84 <sup>CB</sup>	0 <sup>CB</sup>	0 <sup>CB</sup>	0 <sup>CB</sup>	--	2 717	--	--	--
	Sawn	61 <sup>CB</sup>	0 <sup>CB</sup>	0 <sup>CB</sup>	0 <sup>CB</sup>	0 <sup>CB</sup>	693	--	--	--	--
	Ven	0 <sup>CB</sup>	0 <sup>CB</sup>	21 <sup>CB</sup>	0 <sup>CBR</sup>	0 <sup>CB</sup>	--	--	2 858	940	--
	Ply	34 <sup>CB</sup>	0 <sup>CBR</sup>	0 <sup>CB</sup>	0 <sup>CB</sup>	11 <sup>CB</sup>	516	6 061	--	--	4 006
Ghana	Logs	101 <sup>C</sup>	135 <sup>C</sup>	4 <sup>CB</sup>	100 <sup>CB</sup>	0 <sup>CB</sup>	512	110	2 617	466	--
	Sawn	39 <sup>C</sup>	74 <sup>CB</sup>	0 <sup>CB</sup>	4 <sup>CB</sup>	0 <sup>CB</sup>	872	1 077	--	914	--
	Ven	98 <sup>C</sup>	133 <sup>C</sup>	182 <sup>CB</sup>	53 <sup>CB</sup>	12 <sup>CB</sup>	2 041	2 878	6 149	16 664	13 572
	Ply	185 <sup>CB</sup>	327 <sup>CB</sup>	88 <sup>CB</sup>	256 <sup>CBR</sup>	77 <sup>CB</sup>	257	542	692	291	1 585
Liberia	Logs	4 <sup>CB</sup>	2 <sup>CB</sup>	1 <sup>CB</sup>	2 <sup>CB</sup>	1 <sup>CB</sup>	232	224	156	585	246
	Sawn	55 <sup>CB</sup>	13 <sup>CB</sup>	14 <sup>CB</sup>	77 <sup>CB</sup>	5 <sup>CB</sup>	813	731	200	151	118
	Ven	0 <sup>CB</sup>	0 <sup>CB</sup>	0 <sup>CB</sup>	0 <sup>CB</sup>	0 <sup>CB</sup>	--	--	--	--	--
	Ply	82 <sup>CB</sup>	74 <sup>CB</sup>	78 <sup>CB</sup>	118 <sup>CB</sup>	4 <sup>CB</sup>	1 029	571	227	930	746
Madagascar	Logs	0 <sup>C</sup>	0 <sup>CB</sup>	0 <sup>CB</sup>	0 <sup>CB</sup>	0 <sup>CB</sup>	--	--	--	--	--
	Sawn	92 <sup>C</sup>	33 <sup>CB</sup>	6 <sup>C</sup>	12 <sup>CB</sup>	0 <sup>CB</sup>	873	559	676	525	--
	Ven	2 <sup>C</sup>	2 <sup>C</sup>	0 <sup>CB</sup>	0 <sup>CB</sup>	0 <sup>CB</sup>	343	1 184	--	714	--
	Ply	32 <sup>CB</sup>	17 <sup>CB</sup>	46 <sup>CB</sup>	14 <sup>CB</sup>	157 <sup>CB</sup>	455	368	183	415	569
Mali	Logs	0 <sup>C</sup>	0 <sup>C</sup>	0 <sup>CB</sup>	67 <sup>CB</sup>	0 <sup>CB</sup>	--	--	--	2 778	--
	Sawn	2 873 <sup>CB</sup>	2 084 <sup>CB</sup>	2 210 <sup>CB</sup>	0 <sup>CB</sup>	0 <sup>CB</sup>	1 339	1 144	144	--	--
	Ven	1 <sup>CB</sup>	175 <sup>C</sup>	0 <sup>CB</sup>	2 <sup>CB</sup>	0 <sup>CB</sup>	1 071	248	--	142	--
	Ply	5 207 <sup>CB</sup>	5 958 <sup>CB</sup>	6 768 <sup>CB</sup>	35 <sup>CB</sup>	0 <sup>CB</sup>	953	940	462	1 678	--
Mozambique	Logs	1 613 <sup>CBR</sup>	68 <sup>CBR</sup>	9 <sup>CB</sup>	9 <sup>CB</sup>	9 <sup>X</sup>	896	350	102	200	200
	Sawn	55 <sup>CBR</sup>	55 <sup>X</sup>	513 <sup>C</sup>	0 <sup>C</sup>	87 <sup>CB</sup>	1 063	1 063	451	--	252
	Ven	24 <sup>C</sup>	93 <sup>CBR</sup>	21 <sup>CB</sup>	5 <sup>CB</sup>	2 <sup>CB</sup>	1 091	718	1 622	2 310	599
	Ply	130 <sup>CB</sup>	152 <sup>CB</sup>	425 <sup>CB</sup>	450 <sup>CB</sup>	286 <sup>CB</sup>	302	327	362	471	927
Togo	Logs	32 <sup>CB</sup>	64 <sup>CB</sup>	0 <sup>CB</sup>	30 <sup>C</sup>	22 <sup>CB</sup>	71	849	--	442	707
	Sawn	35 <sup>CB</sup>	90 <sup>CB</sup>	21 <sup>CB</sup>	0 <sup>CB</sup>	0 <sup>C</sup>	1 444	972	343	--	--
	Ven	10 <sup>C</sup>	275 <sup>CB</sup>	8 <sup>CB</sup>	2 <sup>CB</sup>	0 <sup>CB</sup>	682	338	410	430	--
	Ply	752 <sup>CB</sup>	451 <sup>CB</sup>	240 <sup>C</sup>	393 <sup>C</sup>	23 <sup>CB</sup>	584	261	420	769	409
Asia-Pacific	Logs	1 217 392	1 144 178	759 993	921 175	844 258	270	266	257	305	325
	Sawn	873 209	842 349	780 485	920 057	896 531	469	482	485	476	438
	Ven	210 442	259 816	171 503	287 337	275 217	575	662	566	618	636
	Ply	396 869	362 607	314 842	454 995	452 422	429	342	356	401	396
Cambodia	Logs	1 827 <sup>C</sup>	34 <sup>CB</sup>	21 <sup>CB</sup>	0 <sup>CB</sup>	0 <sup>CB</sup>	390	333	283	--	--
	Sawn	2 701 <sup>C</sup>	285 <sup>CB</sup>	918 <sup>CB</sup>	1 200 <sup>CB</sup>	4 <sup>CB</sup>	864	550	571	521	265
	Ven	899 <sup>CB</sup>	394 <sup>CB</sup>	1 090 <sup>CB</sup>	7 596 <sup>CB</sup>	7 596 <sup>X</sup>	4 120	1 075	603	1 730	1 730
	Ply	12 352 <sup>C</sup>	6 705 <sup>CB</sup>	4 158 <sup>C</sup>	4 983 <sup>C</sup>	4 983 <sup>X</sup>	895	609	473	442	442
Fiji	Logs	6 <sup>C</sup>	67 <sup>C</sup>	68 <sup>C</sup>	60 <sup>C</sup>	0 <sup>C</sup>	558	925	1 740	1 278	--
	Sawn	7 <sup>CB</sup>	5 <sup>CB</sup>	8 <sup>CB</sup>	0 <sup>CBR</sup>	2 <sup>CB</sup>	373	764	514	1 175	492
	Ven	160 <sup>C</sup>	0 <sup>CB</sup>	13 <sup>C</sup>	12 <sup>C</sup>	1 <sup>CB</sup>	3 446	--	3 853	2 206	12 195
	Ply	309 <sup>CB</sup>	382 <sup>CB</sup>	27 <sup>CB</sup>	55 <sup>CB</sup>	250 <sup>CB</sup>	771	701	453	497	594

Exports Value (1000\$)					Exports Unit Value (\$/m <sup>3</sup> )					Product	Country
2018	2019	2020	2021	2022	2018	2019	2020	2021	2022		
<b>1 387 567</b>	<b>1 188 202</b>	<b>874 356</b>	<b>988 915</b>	<b>910 269</b>	<b>334</b>	<b>338</b>	<b>319</b>	<b>335</b>	<b>321</b>	<b>Logs</b>	<b>Africa</b>
<b>1 395 265</b>	<b>1 304 449</b>	<b>1 162 896</b>	<b>1 164 507</b>	<b>1 375 661</b>	<b>562</b>	<b>469</b>	<b>453</b>	<b>489</b>	<b>489</b>	<b>Sawn</b>	
<b>280 590</b>	<b>336 871</b>	<b>275 016</b>	<b>355 386</b>	<b>375 812</b>	<b>892</b>	<b>810</b>	<b>757</b>	<b>783</b>	<b>734</b>	<b>Ven</b>	
<b>47 221</b>	<b>45 801</b>	<b>48 294</b>	<b>63 229</b>	<b>56 824</b>	<b>504</b>	<b>513</b>	<b>490</b>	<b>454</b>	<b>482</b>	<b>Ply</b>	
39 987 <sup>CB</sup>	23 433 <sup>CB</sup>	4 146 <sup>CB</sup>	10 275 <sup>CB</sup>	10 275 <sup>X</sup>	310	313	338	314	314	Logs	Angola
7 849 <sup>CB</sup>	19 521 <sup>CB</sup>	11 979 <sup>CB</sup>	20 585 <sup>CB</sup>	20 585 <sup>X</sup>	552	558	596	585	585	Sawn	
12 <sup>C</sup>	8 <sup>C</sup>	0 <sup>CB</sup>	5 <sup>C</sup>	0 <sup>CB</sup>	465	850	1 934	446	--	Ven	
480 <sup>C</sup>	3 <sup>CB</sup>	34 <sup>CB</sup>	2 <sup>C</sup>	0 <sup>CB</sup>	854	127	164	238	--	Ply	
29 786 <sup>CB</sup>	8 285 <sup>CB</sup>	6 392 <sup>CB</sup>	16 319 <sup>CB</sup>	11 154 <sup>CB</sup>	448	237	187	603	2 475	Logs	Benin
17 996 <sup>CB</sup>	24 448 <sup>CB</sup>	21 214 <sup>CB</sup>	28 566 <sup>CB</sup>	31 840 <sup>CB</sup>	412	308	395	396	3 451	Sawn	
0 <sup>X</sup>	1 <sup>CB</sup>	0 <sup>CB</sup>	0 <sup>CB</sup>	0 <sup>CB</sup>	--	2 412	741	--	--	Ven	
0 <sup>CB</sup>	0 <sup>CB</sup>	0 <sup>CB</sup>	0 <sup>CB</sup>	0 <sup>CB</sup>	--	662	--	390	--	Ply	
388 763 <sup>CB</sup>	277 344 <sup>CB</sup>	219 810 <sup>CB</sup>	222 867 <sup>CB</sup>	225 834 <sup>I</sup>	289	288	263	283	266	Logs	Cameroon
515 977 <sup>I</sup>	501 537 <sup>CB</sup>	452 216 <sup>I</sup>	403 531 <sup>CB</sup>	545 363 <sup>I</sup>	579	484	483	503	461	Sawn	
43 067 <sup>C</sup>	56 472 <sup>CB</sup>	43 617 <sup>CB</sup>	46 112 <sup>CB</sup>	62 690 <sup>CB</sup>	709	888	874	923	894	Ven	
3 130 <sup>CB</sup>	3 618 <sup>CB</sup>	2 281 <sup>CB</sup>	2 183 <sup>CB</sup>	305 <sup>CB</sup>	524	613	349	340	643	Ply	
65 234 <sup>CB</sup>	40 486 <sup>CB</sup>	58 325 <sup>CB</sup>	43 025 <sup>CB</sup>	41 122 <sup>CB</sup>	397	366	338	387	374	Logs	Central Afr. Rep.
11 950 <sup>CB</sup>	12 042 <sup>CB</sup>	10 502 <sup>CB</sup>	9 788 <sup>CB</sup>	9 517 <sup>CB</sup>	591	628	652	615	653	Sawn	
202 <sup>CB</sup>	4 <sup>CB</sup>	9 <sup>CB</sup>	0 <sup>CB</sup>	0 <sup>CB</sup>	1 661	2 587	3 465	--	--	Ven	
0 <sup>CB</sup>	0 <sup>CB</sup>	2 <sup>CB</sup>	0 <sup>CB</sup>	235 <sup>CB</sup>	--	--	588	--	1 077	Ply	
38 930 <sup>CB</sup>	35 051 <sup>CB</sup>	62 797 <sup>CB</sup>	108 017 <sup>CB</sup>	118 070 <sup>CB</sup>	528	398	401	475	387	Logs	Congo, Dem. Rep
30 613 <sup>CB</sup>	31 531 <sup>CB</sup>	33 724 <sup>CB</sup>	44 275 <sup>CB</sup>	21 843 <sup>CB</sup>	545	423	349	575	374	Sawn	
2 460 <sup>CB</sup>	2 678 <sup>CB</sup>	1 267 <sup>CB</sup>	764 <sup>CB</sup>	1 352 <sup>CB</sup>	838	802	887	1 125	686	Ven	
0 <sup>C</sup>	0 <sup>X</sup>	0 <sup>CB</sup>	8 <sup>CB</sup>	0 <sup>CB</sup>	--	--	2 532	108	--	Ply	
290 567 <sup>CB</sup>	292 526 <sup>CB</sup>	237 764 <sup>CB</sup>	244 880 <sup>CB</sup>	219 924 <sup>I</sup>	357	378	352	376	369	Logs	Congo, Rep.
160 893 <sup>I</sup>	167 380 <sup>I</sup>	170 579 <sup>I</sup>	176 624 <sup>I</sup>	142 602 <sup>CB</sup>	627	658	701	628	579	Sawn	
22 457 <sup>I</sup>	8 538 <sup>C</sup>	6 592 <sup>C</sup>	12 273 <sup>CB</sup>	11 442 <sup>CB</sup>	1 287	512	610	946	815	Ven	
158 <sup>CB</sup>	185 <sup>CB</sup>	48 <sup>CB</sup>	55 <sup>CB</sup>	0 <sup>CB</sup>	1 057	896	682	1 215	--	Ply	
3 683 <sup>CB</sup>	1 740 <sup>CB</sup>	1 553 <sup>CB</sup>	1 808 <sup>I</sup>	1 808 <sup>X</sup>	469	360	319	452	452	Logs	Côte d'Ivoire
69 224 <sup>I</sup>	56 000 <sup>CB</sup>	45 696 <sup>CB</sup>	53 652 <sup>CB</sup>	53 652 <sup>X</sup>	630	500	448	526	526	Sawn	
42 678 <sup>C</sup>	46 146 <sup>CB</sup>	33 275 <sup>CB</sup>	42 738 <sup>CB</sup>	50 475 <sup>CB</sup>	784	967	926	989	1 022	Ven	
13 870 <sup>CB</sup>	12 317 <sup>CB</sup>	11 388 <sup>CB</sup>	14 091 <sup>CB</sup>	11 766 <sup>CB</sup>	352	407	346	282	354	Ply	
19 783 <sup>CB</sup>	16 856 <sup>CB</sup>	4 211 <sup>CB</sup>	5 978 <sup>CB</sup>	1 122 <sup>CB</sup>	485	344	419	461	826	Logs	Gabon
465 676 <sup>CB</sup>	351 911 <sup>CB</sup>	310 035 <sup>CB</sup>	327 834 <sup>CB</sup>	423 808 <sup>I</sup>	554	411	387	467	473	Sawn	
144 845 <sup>CB</sup>	201 693 <sup>CB</sup>	178 087 <sup>CB</sup>	237 376 <sup>CB</sup>	236 679 <sup>CB</sup>	906	759	736	727	654	Ven	
23 410 <sup>CB</sup>	22 539 <sup>CB</sup>	27 061 <sup>CB</sup>	34 944 <sup>CB</sup>	34 944 <sup>X</sup>	780	746	745	672	672	Ply	
167 557 <sup>CB</sup>	165 328 <sup>CB</sup>	72 181 <sup>CB</sup>	83 536 <sup>CB</sup>	91 500 <sup>CB</sup>	361	360	320	314	305	Logs	Ghana
74 353 <sup>CB</sup>	90 608 <sup>CB</sup>	77 458 <sup>CB</sup>	73 628 <sup>CB</sup>	78 808 <sup>CB</sup>	585	563	373	336	436	Sawn	
24 209 <sup>CB</sup>	20 709 <sup>CB</sup>	11 506 <sup>CB</sup>	16 017 <sup>CB</sup>	12 723 <sup>CB</sup>	1 662	1 532	647	784	921	Ven	
5 877 <sup>CB</sup>	7 097 <sup>CB</sup>	7 314 <sup>CB</sup>	11 787 <sup>CB</sup>	9 573 <sup>CB</sup>	342	313	329	386	299	Ply	
50 628 <sup>CB</sup>	20 227 <sup>CB</sup>	19 218 <sup>CB</sup>	22 864 <sup>CB</sup>	7 743 <sup>CB</sup>	281	226	203	237	310	Logs	Liberia
831 <sup>CB</sup>	1 793 <sup>CB</sup>	3 033 <sup>CB</sup>	1 192 <sup>CB</sup>	557 <sup>CB</sup>	384	211	251	395	436	Sawn	
0 <sup>X</sup>	0 <sup>CB</sup>	0 <sup>CB</sup>	0 <sup>CB</sup>	0 <sup>C</sup>	--	--	--	--	--	Ven	
0 <sup>C</sup>	0 <sup>CB</sup>	0 <sup>CB</sup>	0 <sup>CB</sup>	0 <sup>CB</sup>	--	--	--	--	--	Ply	
65 <sup>C</sup>	49 <sup>C</sup>	470 <sup>CB</sup>	127 <sup>CB</sup>	109 <sup>CB</sup>	2 695	2 727	253	284	400	Logs	Madagascar
647 <sup>CB</sup>	691 <sup>CB</sup>	885 <sup>CB</sup>	970 <sup>CB</sup>	22 <sup>CB</sup>	271	169	187	242	483	Sawn	
520 <sup>CB</sup>	538 <sup>CB</sup>	608 <sup>CB</sup>	47 <sup>CB</sup>	10 <sup>CB</sup>	122	104	113	7 050	3 640	Ven	
0 <sup>CB</sup>	1 <sup>C</sup>	4 <sup>CB</sup>	0 <sup>CB</sup>	0 <sup>CB</sup>	890	364	161	54	--	Ply	
37 372 <sup>CB</sup>	57 826 <sup>CB</sup>	60 489 <sup>CB</sup>	29 583 <sup>CB</sup>	32 816 <sup>CB</sup>	458	525	577	592	590	Logs	Mali
5 <sup>CB</sup>	2 486 <sup>CB</sup>	2 205 <sup>CB</sup>	0 <sup>CB</sup>	0 <sup>CB</sup>	5 058	444	627	--	--	Sawn	
1 <sup>CB</sup>	5 <sup>C</sup>	0 <sup>CB</sup>	16 <sup>CB</sup>	0 <sup>CB</sup>	1 207	419	--	137	--	Ven	
0 <sup>CB</sup>	0 <sup>CB</sup>	0 <sup>CB</sup>	0 <sup>CB</sup>	0 <sup>CB</sup>	--	--	--	1 710	--	Ply	
246 080 <sup>CB</sup>	238 503 <sup>CB</sup>	116 489 <sup>CB</sup>	189 756 <sup>CB</sup>	138 912 <sup>CB</sup>	320	329	307	292	265	Logs	Mozambique
39 040 <sup>CB</sup>	44 201 <sup>CB</sup>	22 620 <sup>CB</sup>	23 168 <sup>CB</sup>	30 184 <sup>CB</sup>	336	327	348	362	343	Sawn	
139 <sup>CB</sup>	79 <sup>CB</sup>	55 <sup>CB</sup>	40 <sup>CB</sup>	441 <sup>CB</sup>	1 227	759	2 681	2 435	392	Ven	
60 <sup>C</sup>	8 <sup>C</sup>	10 <sup>C</sup>	0 <sup>CB</sup>	0 <sup>CB</sup>	862	1 746	1 005	552	--	Ply	
9 133 <sup>CB</sup>	10 548 <sup>CB</sup>	10 511 <sup>CB</sup>	9 881 <sup>CB</sup>	9 881 <sup>X</sup>	367	347	337	323	323	Logs	Togo
210 <sup>CB</sup>	300 <sup>CB</sup>	749 <sup>CB</sup>	693 <sup>CB</sup>	16 882 <sup>CB</sup>	730	531	404	352	12 122	Sawn	
1 <sup>CB</sup>	0 <sup>CB</sup>	0 <sup>CB</sup>	0 <sup>CB</sup>	0 <sup>CB</sup>	2 564	2 404	--	545	--	Ven	
237 <sup>CB</sup>	33 <sup>CB</sup>	152 <sup>CB</sup>	159 <sup>CB</sup>	1 <sup>CB</sup>	751	807	499	630	1 582	Ply	
<b>1 403 699</b>	<b>1 146 967</b>	<b>784 045</b>	<b>839 157</b>	<b>902 393</b>	<b>246</b>	<b>217</b>	<b>192</b>	<b>257</b>	<b>253</b>	<b>Logs</b>	<b>Asia-Pacific</b>
<b>3 176 315</b>	<b>2 484 020</b>	<b>2 080 303</b>	<b>2 166 525</b>	<b>1 966 366</b>	<b>392</b>	<b>358</b>	<b>327</b>	<b>331</b>	<b>332</b>	<b>Sawn</b>	
<b>340 768</b>	<b>316 794</b>	<b>255 588</b>	<b>403 492</b>	<b>327 736</b>	<b>294</b>	<b>255</b>	<b>183</b>	<b>130</b>	<b>176</b>	<b>Ven</b>	
<b>3 636 740</b>	<b>3 387 213</b>	<b>3 214 604</b>	<b>4 455 609</b>	<b>4 467 186</b>	<b>590</b>	<b>564</b>	<b>532</b>	<b>621</b>	<b>742</b>	<b>Ply</b>	
17 891 <sup>CB</sup>	18 380 <sup>CB</sup>	4 181 <sup>CB</sup>	22 148 <sup>CB</sup>	13 721 <sup>CB</sup>	340	453	340	342	261	Logs	Cambodia
104 852 <sup>CB</sup>	34 073 <sup>CB</sup>	10 133 <sup>CB</sup>	12 386 <sup>CB</sup>	12 386 <sup>X</sup>	645	601	474	516	516	Sawn	
1 630 <sup>CB</sup>	2 406 <sup>CB</sup>	1 342 <sup>CB</sup>	1 316 <sup>C</sup>	1 316 <sup>X</sup>	307	551	113	103	103	Ven	
33 083 <sup>CB</sup>	150 258 <sup>CB</sup>	188 374 <sup>CB</sup>	272 961 <sup>CB</sup>	275 027 <sup>CB</sup>	1 135	1 257	1 525	1 549	897	Ply	
972 <sup>CB</sup>	1 424 <sup>CB</sup>	312 <sup>CB</sup>	1 142 <sup>CB</sup>	175 <sup>CB</sup>	780	582	563	930	340	Logs	Fiji
5 611 <sup>CB</sup>	8 025 <sup>CB</sup>	7 465 <sup>CB</sup>	14 293 <sup>CB</sup>	12 789 <sup>CB</sup>	571	513	386	430	473	Sawn	
3 <sup>C</sup>	0 <sup>CB</sup>	34 <sup>C</sup>	1 <sup>CB</sup>	0 <sup>C</sup>	1 162	73	538	1 340	--	Ven	
10 <sup>CB</sup>	558 <sup>C</sup>	157 <sup>CB</sup>	0 <sup>CB</sup>	0 <sup>CB</sup>	1 611	1 012	816	1 011	--	Ply	



**Table 1-2-d. Trade of Tropical Timber by ITTO Producers - Value (1000 \$ and \$/m<sup>3</sup>)**

Country	Product	Imports Value (1000\$)					Imports Unit Value (\$/m <sup>3</sup> )				
		2018	2019	2020	2021	2022	2018	2019	2020	2021	2022
India	Logs	799 625 c	733 815 c	447 377 c	642 782 c	432 245 c	317	291	311	319	319
	Sawn	239 745 c	254 862 c	184 916 c	189 520 c	237 720 c	536	423	414	295	283
	Ven	177 871 c	228 941 c	139 620 c	244 236 c	231 805 c	547	643	576	618	655
	Ply	80 266 c	62 906 c	40 862 c	61 058 c	56 112 c	777	549	600	668	668
Indonesia	Logs	52 903 c	48 439 c	27 492 c	87 c	258 c	78	87	74	423	372
	Sawn	13 050 c	12 994 c	10 554 c	12 040 c	12 146 c	630	693	576	700	803
	Ven	4 502 c	5 723 c	3 082 c	4 818 c	5 320 c	1 921	2 215	1 645	2 514	1 917
	Ply	3 139 c	4 243 c	7 191 c	4 391 c	4 132 c	419	742	701	910	946
Malaysia	Logs	6 268 c	6 108 c	7 801 c	8 432 c	14 076 c	173	153	104	138	138
	Sawn	38 906 c	32 680	38 982 c	52 699 c	27 500 c	522	383	524	521	550
	Ven	5 246 c	2 969 c	6 980 c	15 699 c	13 823 c	976	764	506	317	254
	Ply	170 373 c	158 631 c	126 836 c	261 900 c	285 760 c	296	228	240	316	320
Myanmar	Logs	50 c	57 c	0 c	456 c	0 c	354	179	--	957	--
	Sawn	36 c	26 c	93 c	0 c	0 c	558	505	204	--	--
	Ven	131 c	79 c	14 c	22 c	120 c	666	537	1 113	4 021	823
	Ply	2 212 c	1 183 c	1 340 c	1 465 c	966 c	716	691	412	151	326
Papua New Guinea	Logs	0 c	0 c	0 c	0 c	0 c	--	--	--	--	--
	Sawn	0 c	48 c	413 c	36 c	0 c	--	4 777	10 584	1 155	--
	Ven	0 c	0 c	0 c	0 c	0 c	5 198	2 957	--	--	--
	Ply	159 c	62 c	60 c	114 c	73 c	735	500	584	114	536
Philippines	Logs	5 437 c	6 742 c	1 304 c	2 995 c	388	135	288	269	194	369
	Sawn	104 715 c	66 107 c	42 274 c	52 270 c	29 691 c	431	396	336	413	216
	Ven	9 039 c	8 128 c	8 964 c	2 175 c	4 270 c	563	440	274	435	487
	Ply	60 702 c	54 907 c	57 671 c	58 451 c	58 753 c	537	519	499	628	678
Thailand	Logs	2 279 c	1 255 c	595 c	540 c	42 c	373	362	656	482	1 001
	Sawn	125 236 c	104 664 c	76 341 c	56 273 c	56 273 c	239	363	284	343	343
	Ven	5 858 c	5 511 c	2 404 c	803 c	306 c	486	963	589	1 305	4 294
	Ply	46 243 c	49 001 c	53 654 c	45 819 c	24 633 c	595	586	540	708	764
Viet Nam	Logs	348 997 c	347 660 c	275 335 c	265 824 c	397 250 c	285	301	258	288	350
	Sawn	348 812 c	370 679 c	425 986 c	556 018 c	533 194 c	634	634	634	634	634
	Ven	6 736 c	8 071 c	9 335 c	11 976 c	11 976 c	1 619	1 561	1 451	1 417	1 417
	Ply	21 114 c	24 586 c	23 044 c	16 760 c	16 760 c	689	571	455	608	608
Latin America/ Caribbean	Logs	2 220	1 645	1 505	1 608	1 115	150	141	126	103	34
	Sawn	41 229	55 204	68 790	51 393	39 327	441	304	588	347	293
	Ven	13 064	14 673	11 068	18 819	20 877	2 866	1 406	1 582	1 329	1 227
	Ply	54 540	54 220	52 279	64 100	79 494	520	516	516	521	634
Brazil	Logs	695 c	566 c	514 c	681 c	776 c	61	65	61	55	25
	Sawn	20 152 c	23 001 c	31 535 c	18 504 c	8 188 c	437	516	1 067	822	605
	Ven	2 701 c	2 103 c	1 327 c	1 840 c	3 803 c	2 053	1 683	1 136	861	1 012
	Ply	1 574 c	1 149 c	731 c	1 197 c	1 292 c	489	210	550	1 184	910
Colombia	Logs	930 c	12 c	0 c	12 c	0 c	678	317	--	469	--
	Sawn	1 054 c	73 c	12 c	23 c	14 c	651	620	548	250	3 310
	Ven	592 c	455 c	218 c	501 c	670 c	2 143	2 720	2 440	3 508	7 240
	Ply	2 368 c	2 357 c	2 327 c	3 910 c	2 811 c	585	637	632	650	673
Costa Rica	Logs	445 c	273 c	353 c	153 c	103	283	306	371	92	70
	Sawn	118 c	715 c	143 c	232 c	95	844	850	679	166	468
	Ven	60 c	6 c	18 c	17 c	26 c	15 450	16 787	502	13 449	14 671
	Ply	4 021 c	3 830 c	3 421 c	2 814 c	1 341 c	494	513	493	495	542
Ecuador	Logs	0 c	0 c	14 c	0 c	0 c	167	--	235	--	--
	Sawn	2 c	537 c	4 815 c	3 742 c	3 742 c	2 432	464	383	109	109
	Ven	1 054 c	584 c	281 c	370 c	52 c	2 710	2 780	3 350	3 835	3 555
	Ply	62 c	258 c	74 c	11 c	23 c	312	818	531	107	453
Guatemala	Logs	17 c	20 c	0 c	12 c	0 c	552	314	287	510	--
	Sawn	220 c	221 c	63 c	251 c	125 c	751	549	1 390	835	3 279
	Ven	31 c	27 c	33 c	52 c	119 c	7 942	2 898	6 965	796	1 118
	Ply	3 813 c	2 231 c	2 372 c	3 412 c	1 819 c	495	473	467	519	570
Guyana	Logs	0 c	17 c	2 c	579 c	0 c	--	193	258	526	--
	Sawn	0 c	1 c	1 c	24 c	0 c	--	1 216	78	791	--
	Ven	15 c	0 c	0 c	0 c	0 c	522	--	710	--	--
	Ply	27 c	16 c	31 c	22 c	101 c	466	714	519	723	514
Honduras	Logs	15 c	0 c	224 c	0 c	0 c	357	--	194	--	--
	Sawn	1 638 c	1 173 c	684 c	1 201 c	22 c	537	526	506	667	449
	Ven	0 c	229 c	659 c	987 c	1 146 c	6 262	15 600	17 565	1 657	590
	Ply	668 c	584 c	389 c	1 144 c	1 047 c	632	833	485	624	483
Mexico	Logs	78 c	75 c	10 c	123 c	234 c	335	406	369	284	1 793
	Sawn	16 240 c	27 503 c	30 098 c	26 520 c	26 520 c	415	216	447	312	312
	Ven	8 204 c	11 022 c	8 327 c	14 822 c	14 822 c	3 302	1 284	1 545	1 340	1 340
	Ply	36 031 c	38 628 c	31 576 c	40 172 c	57 911 c	538	545	512	484	640
Panama	Logs	12 c	118 c	328 c	2 c	2 c	308	464	288	164	164
	Sawn	649 c	635 c	111 c	169 c	297 c	707	312	184	207	416
	Ven	24 c	4 c	0 c	3 c	0 c	3 130	6 876	4 743	5 681	--
	Ply	1 680 c	1 647 c	611 c	1 177 c	967 c	405	393	349	448	414

Exports Value (1000\$)					Exports Unit Value (\$/m <sup>3</sup> )					Product	Country
2018	2019	2020	2021	2022	2018	2019	2020	2021	2022		
54 093 <sup>c</sup>	55 637 <sup>c</sup>	6 318 <sup>c</sup>	32 763 <sup>c</sup>	154 <sup>c</sup>	9 126	9 876	3 831	9 150	1 595	Logs	India
18 119 <sup>cbi</sup>	34 883 <sup>cb</sup>	3 101 <sup>c</sup>	9 258 <sup>cb</sup>	15 191 <sup>cb</sup>	598	796	753	821	4 340	Sawn	
14 031 <sup>c</sup>	16 151 <sup>c</sup>	15 370 <sup>c</sup>	26 788 <sup>c</sup>	27 392 <sup>c</sup>	2 665	2 337	1 254	925	1 047	Ven	
29 236 <sup>c</sup>	30 988 <sup>c</sup>	28 712 <sup>ci</sup>	53 398 <sup>ci</sup>	70 744 <sup>ci</sup>	636	494	388	402	478	Ply	
29 481 <sup>cb</sup>	19 050 <sup>cb</sup>	5 159 <sup>cb</sup>	5 536 <sup>cb</sup>	5 536 <sup>x</sup>	636	272	276	238	238	Logs	Indonesia
391 490 <sup>cb</sup>	229 822 <sup>cbi</sup>	197 802 <sup>cbi</sup>	170 800 <sup>cbi</sup>	219 708 <sup>cbi</sup>	814	761	594	427	1 077	Sawn	
97 954 <sup>c</sup>	78 849 <sup>c</sup>	63 943 <sup>c</sup>	100 893 <sup>c</sup>	99 549 <sup>ci</sup>	800	760	676	699	821	Ven	
2 020 211 <sup>cb</sup>	1 677 354 <sup>cb</sup>	1 577 079 <sup>cb</sup>	2 198 787 <sup>cb</sup>	1 957 775 <sup>c</sup>	633	563	520	616	843	Ply	
333 094 <sup>cb</sup>	262 211 <sup>cbi</sup>	159 384 <sup>cbi</sup>	175 712 <sup>cbi</sup>	182 964 <sup>cbi</sup>	194	197	174	289	600	Logs	Malaysia
901 424 <sup>c</sup>	810 403 <sup>c</sup>	573 378 <sup>i</sup>	605 971 <sup>i</sup>	401 800 <sup>i</sup>	470	451	434	491	490	Sawn	
74 195 <sup>i</sup>	59 825 <sup>cb</sup>	21 738 <sup>c</sup>	21 291 <sup>c</sup>	29 391 <sup>cb</sup>	364	386	417	392	610	Ven	
1 058 375	783 563 <sup>c</sup>	678 834 <sup>i</sup>	822 722 <sup>i</sup>	837 600 <sup>i</sup>	525	489	443	528	600	Ply	
22 237 <sup>cb</sup>	15 100 <sup>cb</sup>	3 608 <sup>cb</sup>	22 780 <sup>cb</sup>	6 166 <sup>cb</sup>	803	1 025	1 184	986	983	Logs	Myanmar
157 196 <sup>cb</sup>	132 050 <sup>cbi</sup>	134 897 <sup>cb</sup>	103 840 <sup>cbi</sup>	121 912 <sup>cb</sup>	1 148	950	733	590	989	Sawn	
62 208 <sup>cb</sup>	60 426 <sup>cb</sup>	45 537 <sup>cb</sup>	51 278 <sup>cb</sup>	49 167 <sup>cb</sup>	546	703	464	254	222	Ven	
4 181 <sup>cb</sup>	2 171 <sup>cb</sup>	1 905 <sup>cb</sup>	2 223 <sup>cb</sup>	2 223 <sup>x</sup>	681	673	485	438	438	Ply	
896 108 <sup>cb</sup>	753 076 <sup>i</sup>	586 877 <sup>i</sup>	559 843 <sup>cb</sup>	674 742 <sup>i</sup>	239	200	192	227	214	Logs	Papua New Guinea
17 961 <sup>cb</sup>	33 139 <sup>cb</sup>	63 911 <sup>cb</sup>	49 126 <sup>cb</sup>	49 126 <sup>x</sup>	281	270	1 466	532	532	Sawn	
293 <sup>cb</sup>	810 <sup>cb</sup>	4 279 <sup>cb</sup>	1 446 <sup>cb</sup>	1 894 <sup>cb</sup>	953	460	259	240	278	Ven	
4 930 <sup>cb</sup>	2 315 <sup>cb</sup>	1 685 <sup>cbi</sup>	1 830 <sup>cb</sup>	1 350 <sup>cb</sup>	541	263	1 055	1 055	1 230	Ply	
883 <sup>cb</sup>	223 <sup>cb</sup>	7 <sup>cb</sup>	43 <sup>cbi</sup>	98 <sup>cb</sup>	411	539	1 366	1 766	610	Logs	Philippines
46 543 <sup>cb</sup>	47 939 <sup>cb</sup>	31 274 <sup>i</sup>	58 062 <sup>cb</sup>	55 266 <sup>cb</sup>	183	163	122	122	114	Sawn	
12 888 <sup>c</sup>	11 049 <sup>c</sup>	1 362 <sup>cb</sup>	3 342 <sup>cb</sup>	3 172 <sup>cb</sup>	2 950	4 957	3 768	2 101	2 744	Ven	
3 893 <sup>cb</sup>	5 011 <sup>cb</sup>	3 097 <sup>cb</sup>	4 007 <sup>cb</sup>	4 007 <sup>x</sup>	653	659	685	689	689	Ply	
3 670 <sup>cb</sup>	3 729 <sup>i</sup>	6 775 <sup>i</sup>	10 393 <sup>i</sup>	14 436 <sup>cb</sup>	398	375	112	164	744	Logs	Thailand
1 427 297 <sup>cb</sup>	1 052 923 <sup>cb</sup>	970 691 <sup>cb</sup>	1 055 722 <sup>i</sup>	1 007 446 <sup>i</sup>	297	268	245	274	253	Sawn	
8 943 <sup>cb</sup>	10 347 <sup>cb</sup>	9 939 <sup>cb</sup>	20 260 <sup>cb</sup>	14 978 <sup>cb</sup>	87	85	74	81	95	Ven	
40 655 <sup>cb</sup>	47 137 <sup>cb</sup>	65 022 <sup>cb</sup>	76 258 <sup>cb</sup>	84 725 <sup>cb</sup>	718	506	527	731	1 163	Ply	
45 271 <sup>cbi</sup>	18 138 <sup>cb</sup>	11 424 <sup>cbi</sup>	8 797 <sup>cb</sup>	4 401 <sup>cb</sup>	541	449	952	428	577	Logs	Viet Nam
105 821 <sup>cb</sup>	100 764 <sup>cb</sup>	87 651 <sup>cb</sup>	87 068 <sup>cb</sup>	70 741 <sup>cb</sup>	419	446	404	371	428	Sawn	
68 623 <sup>cb</sup>	76 930 <sup>cb</sup>	92 044 <sup>cb</sup>	176 875 <sup>cb</sup>	100 878 <sup>cb</sup>	115	101	94	74	80	Ven	
442 167 <sup>cb</sup>	687 857 <sup>cb</sup>	669 739 <sup>cbi</sup>	1 023 423 <sup>cb</sup>	1 233 735 <sup>cbi</sup>	553	608	586	630	699	Ply	
<b>549 042</b>	<b>517 357</b>	<b>405 245</b>	<b>713 281</b>	<b>708 480</b>	<b>294</b>	<b>265</b>	<b>203</b>	<b>221</b>	<b>196</b>	Logs	Latin America/Caribbean
<b>585 768</b>	<b>628 172</b>	<b>653 496</b>	<b>755 205</b>	<b>845 249</b>	<b>557</b>	<b>573</b>	<b>552</b>	<b>596</b>	<b>825</b>	Sawn	
<b>28 658</b>	<b>22 636</b>	<b>25 614</b>	<b>23 363</b>	<b>29 613</b>	<b>1 583</b>	<b>839</b>	<b>345</b>	<b>289</b>	<b>276</b>	Ven	
<b>161 308</b>	<b>176 882</b>	<b>183 996</b>	<b>271 248</b>	<b>202 752</b>	<b>489</b>	<b>515</b>	<b>466</b>	<b>587</b>	<b>717</b>	Ply	
92 493 <sup>cb</sup>	133 877 <sup>cb</sup>	134 937 <sup>ci</sup>	291 438 <sup>cbi</sup>	286 856 <sup>cb</sup>	278	203	141	162	126	Logs	Brazil
373 832 <sup>cbi</sup>	397 110 <sup>cbi</sup>	371 450 <sup>cbi</sup>	573 002 <sup>cbi</sup>	625 758 <sup>cbi</sup>	563	651	646	646	951	Sawn	
21 072 <sup>cb</sup>	14 273 <sup>c</sup>	18 509 <sup>c</sup>	21 416 <sup>c</sup>	27 972 <sup>c</sup>	1 399	609	260	266	261	Ven	
77 439 <sup>c</sup>	92 396 <sup>cb</sup>	81 996 <sup>cb</sup>	143 112 <sup>cb</sup>	62 450 <sup>ci</sup>	393	435	352	536	497	Ply	
23 880 <sup>cb</sup>	21 537 <sup>cb</sup>	12 331 <sup>i</sup>	11 259 <sup>i</sup>	11 258 <sup>i</sup>	354	317	229	169	169	Logs	Colombia
12 527 <sup>cb</sup>	12 293 <sup>cb</sup>	14 123 <sup>cb</sup>	7 305 <sup>cb</sup>	7 305 <sup>cb</sup>	702	627	735	576	576	Sawn	
3 <sup>c</sup>	3 <sup>c</sup>	0 <sup>cb</sup>	87 <sup>cb</sup>	67 <sup>cb</sup>	2 462	6 004	4 743	5 676	11 800	Ven	
232 <sup>cb</sup>	162 <sup>c</sup>	121 <sup>c</sup>	145 <sup>c</sup>	159 <sup>cb</sup>	463	878	544	738	854	Ply	
49 884 <sup>cb</sup>	48 184 <sup>cb</sup>	27 449 <sup>cb</sup>	41 497 <sup>cb</sup>	41 497 <sup>x</sup>	403	397	404	382	382	Logs	Costa Rica
16 749 <sup>c</sup>	8 890 <sup>ci</sup>	8 737 <sup>i</sup>	7 759 <sup>c</sup>	7 759 <sup>x</sup>	580	516	591	369	369	Sawn	
115 <sup>cb</sup>	5 <sup>cb</sup>	7 <sup>cb</sup>	8 <sup>cb</sup>	69 <sup>cb</sup>	3 701	2 408	570	2 739	6 935	Ven	
190 <sup>cb</sup>	205 <sup>cb</sup>	191 <sup>c</sup>	232 <sup>cb</sup>	0 <sup>cbi</sup>	723	626	1 018	833	882	Ply	
92 944 <sup>cb</sup>	88 265 <sup>cb</sup>	58 546 <sup>cb</sup>	126 930 <sup>cb</sup>	97 525 <sup>cbi</sup>	277	297	256	245	235	Logs	Ecuador
79 256 <sup>cb</sup>	100 445 <sup>cb</sup>	175 602 <sup>cb</sup>	58 348 <sup>cbi</sup>	72 905 <sup>c</sup>	765	472	447	503	1 170	Sawn	
4 379 <sup>cb</sup>	6 327 <sup>cb</sup>	5 026 <sup>cb</sup>	602 <sup>cb</sup>	208 <sup>cb</sup>	2 559	2 476	2 316	4 339	12 353	Ven	
47 232 <sup>c</sup>	50 077 <sup>cb</sup>	67 553 <sup>cb</sup>	84 923 <sup>cb</sup>	103 833 <sup>cb</sup>	638	590	587	604	979	Ply	
5 200 <sup>cb</sup>	7 819 <sup>cb</sup>	5 302 <sup>cb</sup>	9 286 <sup>cb</sup>	9 801 <sup>cbi</sup>	333	308	312	319	297	Logs	Guatemala
7 980 <sup>c</sup>	7 211 <sup>c</sup>	4 763 <sup>c</sup>	6 735 <sup>c</sup>	8 930 <sup>cb</sup>	944	948	1 153	958	1 116	Sawn	
33 <sup>cb</sup>	19 <sup>cb</sup>	5 <sup>c</sup>	38 <sup>cb</sup>	7 <sup>cb</sup>	1 616	2 389	1 260	2 755	3 640	Ven	
19 261 <sup>cb</sup>	17 967 <sup>cb</sup>	14 856 <sup>cb</sup>	20 280 <sup>cb</sup>	17 549 <sup>cbi</sup>	848	1 109	931	1 204	763	Ply	
41 277 <sup>cb</sup>	25 069 <sup>cb</sup>	20 088 <sup>cb</sup>	20 028 <sup>cb</sup>	25 595 <sup>cb</sup>	229	242	175	248	269	Logs	Guyana
15 200 <sup>cb</sup>	18 368 <sup>cb</sup>	11 439 <sup>c</sup>	27 920 <sup>c</sup>	27 920 <sup>x</sup>	968	1 013	280	624	624	Sawn	
15 <sup>cb</sup>	145 <sup>cb</sup>	102 <sup>cb</sup>	15 <sup>cb</sup>	16 <sup>cb</sup>	1 059	645	596	485	1 880	Ven	
1 328 <sup>c</sup>	685 <sup>c</sup>	778 <sup>c</sup>	751 <sup>c</sup>	751 <sup>x</sup>	508	449	540	586	586	Ply	
2 437 <sup>cb</sup>	1 435 <sup>cb</sup>	714 <sup>cb</sup>	1 166 <sup>cb</sup>	1 517 <sup>cb</sup>	488	461	461	404	700	Logs	Honduras
700 <sup>cb</sup>	1 375 <sup>cb</sup>	1 191 <sup>cb</sup>	1 800 <sup>cb</sup>	616 <sup>cb</sup>	629	688	491	654	1 066	Sawn	
860 <sup>cb</sup>	24 <sup>cb</sup>	21 <sup>cb</sup>	0 <sup>cb</sup>	35 <sup>cb</sup>	2 546	28 381	1 813	4 699	5 959	Ven	
3 809 <sup>cb</sup>	3 510 <sup>cb</sup>	2 050 <sup>cb</sup>	3 680 <sup>cb</sup>	3 680 <sup>x</sup>	535	532	525	594	594	Ply	
9 735 <sup>c</sup>	8 362 <sup>cb</sup>	13 047 <sup>cb</sup>	70 190 <sup>cb</sup>	81 572 <sup>cb</sup>	264	282	572	594	586	Logs	Mexico
1 796 <sup>c</sup>	6 247 <sup>cb</sup>	4 887 <sup>cb</sup>	6 916 <sup>cb</sup>	6 916 <sup>x</sup>	490	597	273	247	247	Sawn	
831 <sup>cb</sup>	672 <sup>cb</sup>	1 005 <sup>cb</sup>	814 <sup>cb</sup>	79 <sup>cb</sup>	4 292	4 501	7 743	6 095	14 791	Ven	
4 104 <sup>cb</sup>	8 233 <sup>cb</sup>	9 049 <sup>cb</sup>	14 071 <sup>cb</sup>	10 442 <sup>cb</sup>	452	580	556	760	951	Ply	
76 529 <sup>cb</sup>	56 736 <sup>cb</sup>	32 883 <sup>cb</sup>	51 214 <sup>cb</sup>	51 214 <sup>x</sup>	433	409	380	352	352	Logs	Panama
1 614 <sup>cb</sup>	1 107 <sup>cb</sup>	510 <sup>cb</sup>	1 595 <sup>cb</sup>	1 595 <sup>x</sup>	1 004	664	594	443	443	Sawn	
8 <sup>cb</sup>	13 <sup>cb</sup>	13 <sup>cb</sup>	0 <sup>cb</sup>	0 <sup>cbi</sup>	873	5 686	272	--	69 925	Ven	
2 896 <sup>cb</sup>	970 <sup>cb</sup>	4 709 <sup>c</sup>	965 <sup>cb</sup>	757 <sup>cb</sup>	480	276	961	332	753	Ply	

**Table 1-2-d. Trade of Tropical Timber by ITTO Producers - Value (1000 \$ and \$/m<sup>3</sup>)**

Country	Product	Imports Value (1000\$)					Imports Unit Value (\$/m <sup>3</sup> )				
		2018	2019	2020	2021	2022	2018	2019	2020	2021	2022
Peru	Logs	15	520 <sup>c</sup>	0 <sup>c</sup>	0 <sup>c</sup>	0 <sup>c</sup>	4 084	404	--	--	--
	Sawn	723	803 <sup>c</sup>	1 184 <sup>c</sup>	620 <sup>c</sup>	226 <sup>ca</sup>	477	451	249	572	601
	Ven	52 <sup>c</sup>	54	96	129 <sup>ca</sup>	149 <sup>ca</sup>	3 983	7 348	10 946	5 996	5 461
	Ply	3 403 <sup>ca</sup>	2 656 <sup>ca</sup>	9 666	9 208	11 511	478	502	569	657	657
Suriname	Logs	0	0	0	1 <sup>c</sup>	0 <sup>x</sup>	--	--	--	1 021	--
	Sawn	1 <sup>ca</sup>	7 <sup>ca</sup>	0	19 <sup>c</sup>	0 <sup>ca</sup>	735	754	--	748	--
	Ven	0 <sup>ca</sup>	0 <sup>ca</sup>	0 <sup>ca</sup>	0 <sup>ca</sup>	0 <sup>ca</sup>	--	--	--	--	--
	Ply	182 <sup>ca</sup>	94 <sup>c</sup>	38 <sup>c</sup>	236 <sup>ca</sup>	107 <sup>ca</sup>	402	251	233	489	469
Trinidad and Tobago	Logs	0 <sup>ca</sup>	43 <sup>ca</sup>	60 <sup>ca</sup>	45 <sup>ca</sup>	0 <sup>ca</sup>	--	328	233	602	--
	Sawn	365 <sup>ca</sup>	529 <sup>ca</sup>	144 <sup>ca</sup>	78 <sup>ca</sup>	98 <sup>ca</sup>	552	731	344	91	2 229
	Ven	0 <sup>ca</sup>	146 <sup>c</sup>	101 <sup>c</sup>	20 <sup>ca</sup>	0 <sup>ca</sup>	--	770	587	1 636	--
	Ply	671 <sup>ca</sup>	769 <sup>ca</sup>	992 <sup>ca</sup>	548 <sup>ca</sup>	303 <sup>ca</sup>	398	383	376	414	502
Venezuela	Logs	12 <sup>ca</sup>	0 <sup>ca</sup>	0 <sup>ca</sup>	0 <sup>ca</sup>	0 <sup>ca</sup>	186	--	--	--	--
	Sawn	66 <sup>ca</sup>	7 <sup>ca</sup>	0 <sup>ca</sup>	9 <sup>ca</sup>	0 <sup>ca</sup>	5 059	384	--	939	--
	Ven	332 <sup>ca</sup>	42 <sup>ca</sup>	7 <sup>ca</sup>	79 <sup>ca</sup>	89 <sup>ca</sup>	9 637	9 063	1 000	3 221	5 718
	Ply	39 <sup>ca</sup>	1 <sup>ca</sup>	51 <sup>ca</sup>	248 <sup>ca</sup>	261 <sup>ca</sup>	1 067	1 047	727	661	624
Producers Total	Logs	1 222 877	1 148 417	761 976	923 057	845 430	270	266	256	304	322
	Sawn	919 019	901 326	852 240	975 271	936 007	469	466	489	467	429
	Ven	224 564	275 633	183 260	306 383	296 136	604	680	590	639	658
	Ply	459 855	426 792	377 550	523 830	532 972	441	361	374	413	420
	Total	2 826 315	2 752 168	2 175 025	2 728 541	2 610 545	--	--	--	--	--
ITTO Total	Logs	5 096 304	4 109 463	2 908 562	3 464 757	3 035 681	306	281	237	285	286
	Sawn	5 146 897	4 589 152	4 251 204	4 397 403	4 883 408	483	464	425	445	466
	Ven	810 511	829 766	722 196	1 028 222	1 002 116	515	466	366	261	337
	Ply	4 371 474	4 057 784	3 710 892	5 150 088	6 266 356	662	593	574	679	940
	Total	15 425 186	13 586 165	11 592 854	14 040 471	15 187 562	--	--	--	--	--
Rest of the World	Logs	70 630	67 073	48 437	59 439	62 922	339	298	262	307	310
	Sawn	621 859	543 917	474 432	516 945	506 908	565	477	436	503	537
	Ven	95 978	88 520	81 239	102 342	85 247	1 387	1 264	979	1 080	1 094
	Ply	461 171	404 388	378 620	462 413	463 537	453	440	411	452	458
	Total	1 249 637	1 103 897	982 727	1 141 138	1 118 614	--	--	--	--	--
World	Logs	5 166 934	4 176 535	2 956 999	3 524 196	3 098 603	307	281	237	285	287
	Sawn	5 768 756	5 133 068	4 725 636	4 914 348	5 390 316	490	466	426	451	472
	Ven	906 489	918 287	803 435	1 130 564	1 087 363	552	496	391	280	356
	Ply	4 832 645	4 462 171	4 089 512	5 612 501	6 729 894	634	575	554	652	876
	Total	16 674 824	14 690 062	12 575 581	15 181 609	16 306 176	--	--	--	--	--

Exports Value (1000\$)					Exports Unit Value (\$/m <sup>3</sup> )					Product	Country
2018	2019	2020	2021	2022	2018	2019	2020	2021	2022		
4 612 <sup>cb</sup>	3 437 <sup>cb</sup>	3 396 <sup>cb</sup>	6 176 <sup>cb</sup>	3 484 <sup>cb</sup>	470	291	423	439	429	Logs	Peru
65 564 <sup>cb</sup>	67 805 <sup>cb</sup>	53 033 <sup>cb</sup>	53 790 <sup>cb</sup>	53 790 <sup>x</sup>	365	399	591	489	489	Sawn	
1 332	1 154 <sup>c</sup>	916 <sup>c</sup>	382 <sup>cb</sup>	1 160 <sup>cb</sup>	2 007	1 985	1 754	3 148	5 544	Ven	
4 783 <sup>c</sup>	2 550 <sup>c</sup>	2 549 <sup>c</sup>	3 063 <sup>cb</sup>	3 063 <sup>x</sup>	459	716	707	365	365	Ply	
147 047 <sup>cb</sup>	121 109 <sup>cb</sup>	94 498 <sup>cb</sup>	74 213 <sup>cb</sup>	93 852 <sup>i</sup>	256	246	220	234	297	Logs	Suriname
5 203	4 554	5 769	4 266	19 662 <sup>cb</sup>	315	214	319	316	568	Sawn	
0 <sup>cb</sup>	0 <sup>cb</sup>	6 <sup>cb</sup>	0 <sup>cb</sup>	0 <sup>cb</sup>	19 318	12 030	2 251	--	--	Ven	
1 <sup>cb</sup>	20 <sup>cb</sup>	0 <sup>cb</sup>	6 <sup>cb</sup>	7 <sup>cb</sup>	915	6 369	--	2 631	5 404	Ply	
698 <sup>cb</sup>	493	125 <sup>i</sup>	2 <sup>cb</sup>	153 <sup>cb</sup>	271	649	650	305	1 117	Logs	Trinidad and Tobago
911 <sup>cb</sup>	1 023 <sup>cb</sup>	253 <sup>cb</sup>	467 <sup>cb</sup>	131 <sup>cb</sup>	1 072	1 114	1 050	2 066	1 859	Sawn	
1 <sup>cb</sup>	0 <sup>cb</sup>	2 <sup>c</sup>	1 <sup>c</sup>	0 <sup>cb</sup>	1 653	900	9 441	6 198	--	Ven	
6 <sup>cb</sup>	83 <sup>cb</sup>	25 <sup>cb</sup>	21 <sup>cb</sup>	59 <sup>cb</sup>	646	1 952	441	1 910	1 731	Ply	
2 303 <sup>cb</sup>	1 033 <sup>cb</sup>	1 930 <sup>cb</sup>	9 881 <sup>cb</sup>	4 154 <sup>cb</sup>	393	371	447	355	359	Logs	Venezuela
4 436 <sup>cb</sup>	1 745 <sup>cb</sup>	1 740 <sup>cb</sup>	5 301 <sup>cb</sup>	11 962 <sup>cb</sup>	434	357	264	263	293	Sawn	
8 <sup>cb</sup>	0 <sup>cb</sup>	0 <sup>cb</sup>	0 <sup>cb</sup>	0 <sup>x</sup>	158	--	--	--	--	Ven	
28 <sup>cb</sup>	24 <sup>cb</sup>	119 <sup>cb</sup>	0 <sup>cb</sup>	0 <sup>x</sup>	219	698	421	--	--	Ply	
<b>3 340 307</b>	<b>2 852 525</b>	<b>2 063 646</b>	<b>2 541 353</b>	<b>2 521 142</b>	<b>285</b>	<b>265</b>	<b>234</b>	<b>269</b>	<b>251</b>	Logs	Producers Total
<b>5 157 347</b>	<b>4 416 640</b>	<b>3 896 695</b>	<b>4 086 238</b>	<b>4 187 275</b>	<b>443</b>	<b>409</b>	<b>386</b>	<b>401</b>	<b>429</b>	Sawn	
<b>650 016</b>	<b>676 301</b>	<b>556 218</b>	<b>782 240</b>	<b>733 161</b>	<b>436</b>	<b>401</b>	<b>304</b>	<b>215</b>	<b>296</b>	Ven	
<b>3 845 269</b>	<b>3 609 895</b>	<b>3 446 894</b>	<b>4 790 085</b>	<b>4 726 761</b>	<b>584</b>	<b>560</b>	<b>528</b>	<b>616</b>	<b>736</b>	Ply	
<b>12 992 939</b>	<b>11 555 361</b>	<b>9 963 453</b>	<b>12 199 916</b>	<b>12 168 339</b>	<b>--</b>	<b>--</b>	<b>--</b>	<b>--</b>	<b>--</b>	Total	
<b>3 439 656</b>	<b>2 919 617</b>	<b>2 131 149</b>	<b>2 572 884</b>	<b>2 563 766</b>	<b>287</b>	<b>266</b>	<b>237</b>	<b>270</b>	<b>253</b>	Logs	ITTO Total
<b>5 616 370</b>	<b>4 768 009</b>	<b>4 220 778</b>	<b>4 501 091</b>	<b>4 689 948</b>	<b>467</b>	<b>426</b>	<b>406</b>	<b>423</b>	<b>458</b>	Sawn	
<b>813 247</b>	<b>833 716</b>	<b>687 989</b>	<b>966 693</b>	<b>889 193</b>	<b>527</b>	<b>473</b>	<b>364</b>	<b>260</b>	<b>351</b>	Ven	
<b>4 701 716</b>	<b>4 354 082</b>	<b>4 117 449</b>	<b>5 578 375</b>	<b>5 569 272</b>	<b>607</b>	<b>575</b>	<b>546</b>	<b>635</b>	<b>763</b>	Ply	
<b>14 570 989</b>	<b>12 875 425</b>	<b>11 157 366</b>	<b>13 619 043</b>	<b>13 742 179</b>	<b>--</b>	<b>--</b>	<b>--</b>	<b>--</b>	<b>--</b>	Total	
<b>1 661 174</b>	<b>1 076 131</b>	<b>681 323</b>	<b>797 130</b>	<b>790 183</b>	<b>284</b>	<b>296</b>	<b>265</b>	<b>319</b>	<b>307</b>	Logs	Rest of the World
<b>407 351</b>	<b>319 979</b>	<b>271 910</b>	<b>409 171</b>	<b>568 461</b>	<b>619</b>	<b>590</b>	<b>527</b>	<b>500</b>	<b>752</b>	Sawn	
<b>42 951</b>	<b>35 743</b>	<b>35 890</b>	<b>52 824</b>	<b>46 484</b>	<b>1 078</b>	<b>618</b>	<b>515</b>	<b>418</b>	<b>324</b>	Ven	
<b>89 886</b>	<b>81 611</b>	<b>79 717</b>	<b>127 208</b>	<b>138 364</b>	<b>558</b>	<b>436</b>	<b>427</b>	<b>414</b>	<b>454</b>	Ply	
<b>2 201 362</b>	<b>1 513 463</b>	<b>1 068 840</b>	<b>1 386 332</b>	<b>1 543 493</b>	<b>--</b>	<b>--</b>	<b>--</b>	<b>--</b>	<b>--</b>	Total	
<b>5 100 830</b>	<b>3 995 748</b>	<b>2 812 472</b>	<b>3 370 014</b>	<b>3 353 950</b>	<b>286</b>	<b>273</b>	<b>243</b>	<b>280</b>	<b>264</b>	Logs	World
<b>6 023 721</b>	<b>5 087 988</b>	<b>4 492 689</b>	<b>4 910 261</b>	<b>5 258 409</b>	<b>474</b>	<b>434</b>	<b>412</b>	<b>428</b>	<b>478</b>	Sawn	
<b>856 198</b>	<b>869 459</b>	<b>723 879</b>	<b>1 019 516</b>	<b>935 677</b>	<b>541</b>	<b>478</b>	<b>369</b>	<b>265</b>	<b>350</b>	Ven	
<b>4 791 603</b>	<b>4 435 694</b>	<b>4 197 166</b>	<b>5 705 583</b>	<b>5 737 636</b>	<b>606</b>	<b>571</b>	<b>543</b>	<b>627</b>	<b>751</b>	Ply	
<b>16 772 351</b>	<b>14 388 889</b>	<b>12 226 205</b>	<b>15 005 375</b>	<b>15 285 672</b>	<b>--</b>	<b>--</b>	<b>--</b>	<b>--</b>	<b>--</b>	Total	



## APPENDIX 2

### Direction of Trade in Volume of Primary Tropical Timber Products between Major ITTO Producers and Consumers in 2021

Appendix 2

<b>Table 2-1.</b> Logs .....	<b>126</b>
<b>Table 2-2.</b> Sawnwood .....	<b>127</b>
<b>Table 2-3.</b> Veneer .....	<b>128</b>
<b>Table 2-4.</b> Plywood .....	<b>129</b>

N.B. Figures reported by importers are shown in bold typeface while those corresponding to export reports are in italics. Only major trading relationships (the top twelve importers and exporters for each category) are presented.

Table 2-1. Trade of Tropical Logs, 2021 (m<sup>3</sup>)

Exporters	Papua New Guinea+	Brazil++	Cameroon+	Rep. of Congo+++	Mozambique+	Malaysia	Ecuador++++	Suriname+++++	Ghana+	Dem. Rep. of the Congo+	Panama+++++	Mexico+++++	Others	Total Imports
China	2,218,348	870,042	494,794	475,465	593,064	1,490	135,632	192,390	45,350	211,216	12,347	104,773	2,570,291	7,925,202
	--	12,325	--	410,964	--	4,883	140,759	76,996	--	--	3,607	9,660	--	
India	42,544	123,416	10,371	1,048	--	533,802	372,460	120,479	193,694	509	126,506	8,643	481,179	2,014,651
	--	129,678	--	3,506	--	504,957	306,541	70,997	--	--	387,762	--	--	
Viet Nam	138,000	66,383	237,890	136,699	2,944	2,816	4,536	87,600	24,214	--	6,296	3,549	212,073	923,000
	--	17,377	--	28,055	--	4,709	3,055	46,636	--	--	5,423	421	--	
Portugal	--	723,954	4,726	4,874	53,807	3	--	--	--	3,697	--	19	7,844	798,924
	--	1	--	4,318	--	--	--	--	--	--	--	--	--	
Taiwan P.O.C.	60,528	983	2,659	429	--	41,746	--	1,296	28	2,392	23	137	15,492	125,713
	--	68	--	1,192	--	40,334	50	1,073	--	--	--	--	--	
Rep. of Korea	71,451	--	163	166	--	4,504	1,476	2,479	--	110	20	148	16,760	97,277
	--	--	--	12	--	4,501	1,177	538	--	--	--	--	--	
Malaysia	57,052	586	--	253	--	--	--	--	--	--	--	16	3,103	61,010
	--	--	--	--	--	--	--	2,542	--	--	--	--	--	
Belgium	--	--	678	2,101	--	--	1	18	--	794	--	--	45,777	49,369
	--	--	--	35,978	--	--	1,352	29	--	--	--	--	--	
France	--	672	2,979	14,775	--	66	1	--	--	3,913	--	208	23,782	46,396
	--	44	--	12,368	--	--	0	14	--	--	--	--	--	
Japan	12,864	22	256	1,101	--	9,962	555	112	--	382	--	121	2,621	27,996
	--	22	--	225	--	15,376	864	25	--	--	--	--	--	
Philippines	--	--	--	--	--	190	--	--	--	--	--	3	15,230	15,423
	--	--	--	--	--	--	--	31	--	--	--	--	--	
Netherlands	--	1	--	--	--	306	2,622	598	--	--	118	--	11,255	14,900
	--	3	--	--	--	--	45	810	--	--	116	--	--	
Others														
	N/A	1,639,482	N/A	154,547	N/A	33,240	64,592	118,030	N/A	N/A	-251,538	108,025		
Total Exports	2,462,817	1,799,000	788,018	651,165	649,919	608,000	518,435	317,721	266,322	227,335	145,370	118,106		

Figures in **bold** denote imports recorded by importing country. Figures in *italics* denote exports recorded by exporting country.

#### Notes about exporters

+ Papua New Guinea, Cameroon, Mozambique, Ghana and the Dem. Rep. of Congo did not report any data in COMTRADE for the year 2021.

++ Brazil reported 159,276 m<sup>3</sup> of tropical industrial roundwood exports to COMTRADE for the year 2021.

+++ Rep. of Congo reported 507,687 m<sup>3</sup> of tropical industrial roundwood exports to COMTRADE for the year 2021.

++++ Ecuador reported 456,392 m<sup>3</sup> of tropical industrial roundwood exports to COMTRADE for the year 2021.

+++++ Suriname reported 220,435 m<sup>3</sup> of tropical industrial roundwood exports to COMTRADE for the year 2021.

+++++ Panama reported 397,759 m<sup>3</sup> of tropical industrial roundwood exports to COMTRADE for the year 2021.

+++++ Mexico reported 10,407 m<sup>3</sup> of tropical industrial roundwood exports to COMTRADE for the year 2021.



**Table 2-2. Trade of Tropical Sawnwood, 2021 (m<sup>3</sup>)**

Exporters	Thailand <sup>+</sup>	Malaysia	Brazil <sup>+++</sup>	Cameroon <sup>++</sup>	Gabon <sup>++</sup>	Philippines	Indonesia <sup>++++</sup>	Rep. of Congo	Belgium	Viet Nam <sup>+++++</sup>	Ghana <sup>++</sup>	Myanmar <sup>+++++</sup>	Others	Total Imports
<b>Importers</b>														
<b>China</b>	3,767,000 <sup>c</sup>	152,971 <sup>c</sup>	51,456 <sup>c</sup>	189,597 <sup>c</sup>	536,000 <sup>c</sup>	475,732 <sup>c</sup>	101,835 <sup>c</sup>	84,273 <sup>c</sup>	--	59,586 <sup>c</sup>	33,480 <sup>c</sup>	102,882 <sup>c</sup>	430,188 <sup>i</sup>	5,985,000 <sup>c</sup>
	2,350,830 <sup>c</sup>	166,279 <sup>c</sup>	37,407 <sup>c</sup>	--	--	429,497 <sup>c</sup>	43,509 <sup>c</sup>	105,184 <sup>c</sup>	--	34,450 <sup>c</sup>	--	64,881 <sup>c</sup>	--	
<b>Viet Nam</b>	14,552 <sup>c</sup>	25,903 <sup>c</sup>	283,000 <sup>c</sup>	228,000 <sup>c</sup>	--	--	4,217 <sup>c</sup>	15,823 <sup>c</sup>	--	--	7,186 <sup>c</sup>	1,238 <sup>c</sup>	297,082 <sup>i</sup>	877,000 <sup>c</sup>
	32,565 <sup>c</sup>	12,497 <sup>c</sup>	63,169 <sup>c</sup>	--	--	--	1,075 <sup>c</sup>	22,411 <sup>c</sup>	--	--	--	1,608 <sup>c</sup>	--	
<b>India*</b>	3,700 <sup>c</sup>	94,433 <sup>c</sup>	35,611 <sup>c</sup>	1,306 <sup>c</sup>	4,033 <sup>c</sup>	--	158,790 <sup>c</sup>	22 <sup>c</sup>	--	--	12,869 <sup>c</sup>	40,547 <sup>c</sup>	291,129 <sup>i</sup>	642,440 <sup>c</sup>
	4,963 <sup>c</sup>	100,153 <sup>c</sup>	31,285 <sup>c</sup>	--	--	--	197 <sup>c</sup>	--	--	--	--	7,138 <sup>c</sup>	--	
<b>Belgium**</b>	--	6,726 <sup>c</sup>	25,339 <sup>c</sup>	122,984 <sup>c</sup>	26,180 <sup>c</sup>	--	1,239 <sup>c</sup>	21,710 <sup>c</sup>	--	154 <sup>c</sup>	57,625 <sup>c</sup>	--	23,563 <sup>i</sup>	285,520 <sup>c</sup>
	--	8,317 <sup>c</sup>	10,149 <sup>c</sup>	--	--	--	4 <sup>c</sup>	55,788 <sup>c</sup>	--	--	--	20 <sup>c</sup>	--	
<b>USA</b>	1,320 <sup>c</sup>	18,704 <sup>c</sup>	98,428 <sup>c</sup>	24,085 <sup>c</sup>	2,065 <sup>c</sup>	233 <sup>c</sup>	41,310 <sup>c</sup>	17,013 <sup>c</sup>	2 <sup>c</sup>	5,622 <sup>c</sup>	7,011 <sup>c</sup>	2,424 <sup>c</sup>	65,684 <sup>c</sup>	283,901 <sup>c</sup>
	--	18,033 <sup>c</sup>	71,898 <sup>c</sup>	--	--	305 <sup>c</sup>	3,258 <sup>c</sup>	15,883 <sup>c</sup>	352 <sup>c</sup>	4,608 <sup>c</sup>	--	2,535 <sup>c</sup>	--	
<b>Taiwan P.O.C.</b>	2,533 <sup>c</sup>	84,488 <sup>c</sup>	8,203 <sup>c</sup>	1,152 <sup>c</sup>	3,095 <sup>c</sup>	--	2,531 <sup>c</sup>	2,220 <sup>c</sup>	--	63,686 <sup>c</sup>	207 <sup>c</sup>	1,692 <sup>c</sup>	10,716 <sup>i</sup>	180,523 <sup>c</sup>
	2,633 <sup>c</sup>	72,255 <sup>c</sup>	5,881 <sup>c</sup>	--	--	170 <sup>c</sup>	329 <sup>c</sup>	2,065 <sup>c</sup>	14 <sup>c</sup>	10,462 <sup>c</sup>	--	888 <sup>c</sup>	--	
<b>Thailand</b>	--	138,179 <sup>c</sup>	850 <sup>c</sup>	1,605 <sup>c</sup>	--	--	25 <sup>c</sup>	20 <sup>c</sup>	--	51 <sup>c</sup>	552 <sup>c</sup>	3,190 <sup>c</sup>	19,642 <sup>i</sup>	164,114 <sup>c</sup>
	--	139,457 <sup>c</sup>	1,085 <sup>c</sup>	--	--	--	27 <sup>c</sup>	39 <sup>c</sup>	--	15 <sup>c</sup>	--	2,368 <sup>c</sup>	--	
<b>Netherlands***</b>	130 <sup>c</sup>	50,140 <sup>c</sup>	42,832 <sup>c</sup>	17,594 <sup>c</sup>	183 <sup>c</sup>	--	12,090 <sup>c</sup>	4,947 <sup>c</sup>	100,059 <sup>c</sup>	--	365 <sup>c</sup>	6 <sup>c</sup>	-69,146 <sup>i</sup>	159,200 <sup>c</sup>
	--	40,669 <sup>c</sup>	25,470 <sup>c</sup>	--	--	--	688 <sup>c</sup>	10,139 <sup>c</sup>	132,165 <sup>c</sup>	--	--	3 <sup>c</sup>	--	
<b>France****</b>	3,036 <sup>c</sup>	6,333 <sup>c</sup>	13,787 <sup>c</sup>	35,132 <sup>c</sup>	17,764 <sup>c</sup>	--	396 <sup>c</sup>	8,793 <sup>c</sup>	242,011 <sup>c</sup>	4,447 <sup>c</sup>	2,277 <sup>c</sup>	2 <sup>c</sup>	-198,850 <sup>i</sup>	135,128 <sup>c</sup>
	--	6,014 <sup>c</sup>	17,961 <sup>c</sup>	--	--	--	18 <sup>c</sup>	11,707 <sup>c</sup>	78,176 <sup>c</sup>	--	--	256 <sup>c</sup>	--	
<b>Philippines*****</b>	--	86,667 <sup>c</sup>	1,246 <sup>c</sup>	108 <sup>c</sup>	43,853 <sup>c</sup>	--	1,099 <sup>c</sup>	--	--	80 <sup>c</sup>	--	0 <sup>c</sup>	-6,393 <sup>i</sup>	126,660 <sup>c</sup>
	--	123,551 <sup>c</sup>	1,121 <sup>c</sup>	--	--	--	59 <sup>c</sup>	--	--	--	--	--	--	
<b>Italy</b>	--	1,627 <sup>c</sup>	1,098 <sup>c</sup>	68,912 <sup>c</sup>	20,687 <sup>c</sup>	--	33 <sup>c</sup>	2,470 <sup>c</sup>	219 <sup>c</sup>	--	810 <sup>c</sup>	2,233 <sup>c</sup>	21,928 <sup>i</sup>	120,017 <sup>c</sup>
	--	2,078 <sup>c</sup>	926 <sup>c</sup>	--	--	--	43 <sup>c</sup>	2,291 <sup>c</sup>	455 <sup>c</sup>	--	--	2,657 <sup>c</sup>	--	
<b>United Kingdom</b>	--	10,385 <sup>c</sup>	4,746 <sup>c</sup>	25,477 <sup>c</sup>	153 <sup>c</sup>	--	779 <sup>c</sup>	12,533 <sup>c</sup>	1,098 <sup>c</sup>	110 <sup>c</sup>	1,784 <sup>c</sup>	--	49,777 <sup>i</sup>	106,842 <sup>c</sup>
	--	16,113 <sup>c</sup>	4,172 <sup>c</sup>	--	--	--	407 <sup>c</sup>	27,399 <sup>c</sup>	18,001 <sup>c</sup>	--	--	--	--	
<b>Others</b>														
	1,462,009 <sup>i</sup>	529,721 <sup>i</sup>	616,476 <sup>i</sup>	N/A	N/A	47,466 <sup>i</sup>	350,386 <sup>i</sup>	28,261 <sup>i</sup>	26,942 <sup>i</sup>	184,835 <sup>i</sup>	N/A	93,646 <sup>i</sup>		
<b>Total Exports</b>	3,853,000 <sup>c</sup>	1,235,137 <sup>i</sup>	887,000 <sup>cb</sup>	802,248 <sup>cb</sup>	702,000 <sup>cb</sup>	477,438 <sup>cb</sup>	400,000 <sup>cb</sup>	281,167 <sup>i</sup>	256,105 <sup>ci</sup>	234,370 <sup>cb</sup>	218,900 <sup>cb</sup>	176,000 <sup>cb</sup>		

Figures in **bold** denote imports recorded by importing country. Figures in *italics* denote exports recorded by exporting country.

**Notes about importers**

- \* India reported 1,809,642 m<sup>3</sup> of tropical sawnwood imports to COMTRADE for the year 2021.
- \*\* Belgium reported 2,908,372 m<sup>3</sup> of tropical sawnwood imports to COMTRADE for the year 2021.
- \*\*\* The Netherlands reported 303,690 m<sup>3</sup> of tropical sawnwood imports to COMTRADE for the year 2021.
- \*\*\*\* France reported 357,608 m<sup>3</sup> of tropical sawnwood imports to COMTRADE for the year 2021.
- \*\*\*\*\* The Philippines reported 137,254 m<sup>3</sup> of tropical sawnwood imports to COMTRADE for the year 2021.

**Notes about exporters**

- + Thailand reported 2,450,836 m<sup>3</sup> of tropical sawnwood exports to COMTRADE for the year 2021.
- ++ Gabon, Cameroon and Ghana did not report any data in COMTRADE for the year 2021.
- +++ Brazil reported 356,470 m<sup>3</sup> of tropical sawnwood exports to COMTRADE for the year 2021.
- ++++ Indonesia reported 78,926 m<sup>3</sup> of tropical sawnwood exports to COMTRADE for the year 2021.
- +++++ Viet Nam reported 53,831 m<sup>3</sup> of tropical sawnwood exports to COMTRADE for the year 2021.
- ++++++ Myanmar reported 88,924 m<sup>3</sup> of tropical sawnwood exports to COMTRADE for the year 2021.

Table 2-3. Trade of Tropical Veneer, 2021 (m<sup>3</sup>)

Exporters	Viet Nam+	Gabon++	Thailand	Myanmar+++	Indonesia	Brazil	Malaysia	Cameroon++	Côte d'Ivoire++	India	Ghana++	China	Others	Total Imports
<b>Importers</b>														
China	2,356,291 <sup>ci</sup>	37,233 <sup>ci</sup>	247,426 <sup>ci</sup>	145,511 <sup>ci</sup>	3,313 <sup>ci</sup>	27,914 <sup>ci</sup>	29,651 <sup>ci</sup>	21,008 <sup>ci</sup>	--	551 <sup>ci</sup>	421 <sup>ci</sup>	<b>160,976<sup>i</sup></b>	160,976 <sup>i</sup>	3,030,295 <sup>ci</sup>
	53,562 <sup>ci</sup>	--	242,603 <sup>ci</sup>	36,189 <sup>ci</sup>	3,546 <sup>ci</sup>	18,482 <sup>ci</sup>	14,086 <sup>ci</sup>	--	--	603 <sup>ci</sup>	--	--	--	
India	1,554 <sup>ci</sup>	147,451 <sup>ci</sup>	3,142 <sup>ci</sup>	53,671 <sup>ci</sup>	116,545 <sup>ci</sup>	1,456 <sup>ci</sup>	3,859 <sup>ci</sup>	202 <sup>ci</sup>	2,329 <sup>ci</sup>	--	147 <sup>ci</sup>	44,548 <sup>ci</sup>	20,043 <sup>ci</sup>	394,947 <sup>ci</sup>
	81 <sup>ci</sup>	--	4,087 <sup>ci</sup>	20,094 <sup>ci</sup>	127,801 <sup>ci</sup>	151 <sup>ci</sup>	3,696 <sup>ci</sup>	--	--	--	--	6,936 <sup>ci</sup>	--	
France	--	63,772 <sup>ci</sup>	--	--	15 <sup>ci</sup>	0 <sup>ci</sup>	1 <sup>ci</sup>	271 <sup>ci</sup>	66 <sup>ci</sup>	15 <sup>ci</sup>	--	3 <sup>ci</sup>	21,958 <sup>ci</sup>	86,102 <sup>ci</sup>
	--	--	0 <sup>ci</sup>	--	15 <sup>ci</sup>	0 <sup>ci</sup>	--	--	--	16 <sup>ci</sup>	--	--	--	
Italy	--	10,475 <sup>ci</sup>	--	34 <sup>ci</sup>	101 <sup>ci</sup>	62 <sup>ci</sup>	55 <sup>ci</sup>	14,739 <sup>ci</sup>	13,380 <sup>ci</sup>	22 <sup>ci</sup>	3,773 <sup>ci</sup>	13 <sup>ci</sup>	42,016 <sup>ci</sup>	84,670 <sup>ci</sup>
	--	--	--	--	103 <sup>ci</sup>	49 <sup>ci</sup>	140 <sup>ci</sup>	--	--	24 <sup>ci</sup>	--	292 <sup>ci</sup>	--	
Taiwan P.O.C.	16,114 <sup>ci</sup>	606 <sup>ci</sup>	--	30 <sup>ci</sup>	364 <sup>ci</sup>	5,918 <sup>ci</sup>	17,609 <sup>ci</sup>	6,616 <sup>ci</sup>	--	--	--	5,479 <sup>ci</sup>	10,610 <sup>ci</sup>	63,347 <sup>ci</sup>
	1,357 <sup>ci</sup>	--	--	--	654 <sup>ci</sup>	5,967 <sup>ci</sup>	18,267 <sup>ci</sup>	--	--	--	--	1,706 <sup>ci</sup>	--	
Rep. of Korea	614 <sup>ci</sup>	27 <sup>ci</sup>	0 <sup>ci</sup>	262 <sup>ci</sup>	1,706 <sup>ci</sup>	2,442 <sup>ci</sup>	6,897 <sup>ci</sup>	67 <sup>ci</sup>	--	10 <sup>ci</sup>	--	11,100 <sup>ci</sup>	31,786 <sup>ci</sup>	54,910 <sup>ci</sup>
	87 <sup>ci</sup>	--	--	125 <sup>ci</sup>	1,726 <sup>ci</sup>	4,211 <sup>ci</sup>	6,348 <sup>ci</sup>	--	--	13 <sup>ci</sup>	--	74 <sup>ci</sup>	--	
Malaysia	5,211 <sup>ci</sup>	1,364 <sup>ci</sup>	--	--	1,070 <sup>ci</sup>	16,675 <sup>ci</sup>	<b>187<sup>ci</sup></b>	--	--	3 <sup>ci</sup>	--	218 <sup>ci</sup>	24,817 <sup>ci</sup>	49,545 <sup>ci</sup>
	934 <sup>ci</sup>	--	0 <sup>ci</sup>	--	3,398 <sup>ci</sup>	43,599 <sup>ci</sup>	--	--	--	1 <sup>ci</sup>	--	1,391 <sup>ci</sup>	--	
Spain	--	6,057 <sup>ci</sup>	--	--	--	1,000 <sup>ci</sup>	--	3,492 <sup>ci</sup>	9,244 <sup>ci</sup>	69 <sup>ci</sup>	1,505 <sup>ci</sup>	50 <sup>ci</sup>	14,092 <sup>ci</sup>	35,509 <sup>ci</sup>
	--	--	--	--	3 <sup>ci</sup>	1,011 <sup>ci</sup>	--	--	--	40 <sup>ci</sup>	--	61 <sup>ci</sup>	--	
Greece	--	15,810 <sup>ci</sup>	--	37 <sup>ci</sup>	--	--	12 <sup>ci</sup>	129 <sup>ci</sup>	241 <sup>ci</sup>	5 <sup>ci</sup>	77 <sup>ci</sup>	--	5,195 <sup>ci</sup>	21,507 <sup>ci</sup>
	7 <sup>ci</sup>	--	--	--	--	--	--	--	--	1 <sup>ci</sup>	--	--	--	
Japan	39 <sup>ci</sup>	3,322 <sup>ci</sup>	0 <sup>ci</sup>	30 <sup>ci</sup>	4,054 <sup>ci</sup>	77 <sup>ci</sup>	7,040 <sup>ci</sup>	11 <sup>ci</sup>	--	17 <sup>ci</sup>	34 <sup>ci</sup>	115 <sup>ci</sup>	607 <sup>ci</sup>	15,347 <sup>ci</sup>
	5 <sup>ci</sup>	--	2 <sup>ci</sup>	32 <sup>ci</sup>	2,481 <sup>ci</sup>	34 <sup>ci</sup>	5,083 <sup>ci</sup>	--	--	14 <sup>ci</sup>	--	7 <sup>ci</sup>	--	
Mexico	--	758 <sup>ci</sup>	--	--	--	--	--	--	--	110 <sup>ci</sup>	--	949 <sup>ci</sup>	9,243 <sup>ci</sup>	11,059 <sup>ci</sup>
	--	--	--	--	--	117 <sup>ci</sup>	--	--	--	174 <sup>ci</sup>	--	182 <sup>ci</sup>	--	
Netherlands	--	4,524 <sup>ci</sup>	--	--	1,957 <sup>ci</sup>	1 <sup>ci</sup>	--	--	--	1 <sup>ci</sup>	--	91 <sup>ci</sup>	4,427 <sup>ci</sup>	11,000 <sup>ci</sup>
	--	--	0 <sup>ci</sup>	--	49 <sup>ci</sup>	--	--	--	--	--	--	10 <sup>ci</sup>	--	
<b>Others</b>														
	2,344,497 <sup>i</sup>	N/A	3,896 <sup>i</sup>	145,216 <sup>i</sup>	4,645 <sup>ci</sup>	6,813 <sup>ci</sup>	6,714 <sup>ci</sup>	N/A	N/A	28,071 <sup>i</sup>	N/A	9,672 <sup>ci</sup>		
Total Exports	2,400,530 <sup>ci</sup>	326,317 <sup>ci</sup>	250,588 <sup>ci</sup>	201,656 <sup>ci</sup>	144,421 <sup>ci</sup>	80,433 <sup>ci</sup>	54,333 <sup>ci</sup>	49,982 <sup>ci</sup>	43,207 <sup>ci</sup>	28,955 <sup>ci</sup>	20,421 <sup>ci</sup>	20,330 <sup>ci</sup>		

Figures in **bold** denote imports recorded by importing country. Figures in *italics* denote exports recorded by exporting country.

#### Notes about exporters

+ Viet Nam reported 59,681 m<sup>3</sup> of tropical veneer exports in COMTRADE for the year 2021.

++ Gabon, Cameroon, Côte d'Ivoire and Ghana did not report any data in COMTRADE for the year 2021.

+++ Myanmar reported 56,467 m<sup>3</sup> of tropical veneer exports to COMTRADE for the year 2021.

**Table 2-4. Trade of Tropical Plywood, 2021 (m<sup>3</sup>)**

Exporters	Indonesia+	Viet Nam++	Malaysia+++	China	Brazil++++	Cambodia	India	Ecuador	Thailand+++++	Belgium	France+++++	Netherlands	Others	Total Imports
<b>Importers</b>														
USA	910,232 <sup>c</sup>	866,039 <sup>c</sup>	181,792 <sup>c</sup>	5,304 <sup>c</sup>	176,490 <sup>c</sup>	171,403 <sup>c</sup>	5,466 <sup>c</sup>	140,065 <sup>c</sup>	54,513 <sup>c</sup>	-- <sup>c</sup>	1,083 <sup>c</sup>	66 <sup>c</sup>	89,692 <sup>i</sup>	2,602,144 <sup>ci</sup>
	550,277 <sup>c</sup>	45,646 <sup>c</sup>	162,025 <sup>c</sup>	1,203 <sup>c</sup>	55,931 <sup>ci</sup>	28,706 <sup>c</sup>	5,978 <sup>c</sup>	105,154 <sup>c</sup>	64,996 <sup>ci</sup>	18 <sup>c</sup>	2,851 <sup>c</sup>	1,611 <sup>c</sup>	-- <sup>i</sup>	
Japan*	712,146 <sup>c</sup>	139,801 <sup>c</sup>	599,787 <sup>c</sup>	41,690 <sup>c</sup>	422 <sup>ci</sup>	-- <sup>ci</sup>	-- <sup>ci</sup>	-- <sup>ci</sup>	710 <sup>ci</sup>	-- <sup>ci</sup>	13 <sup>c</sup>	-- <sup>c</sup>	244,995 <sup>i</sup>	1,739,564 <sup>ci</sup>
	634,354 <sup>c</sup>	14,324 <sup>c</sup>	749,590 <sup>c</sup>	12,026 <sup>c</sup>	24 <sup>ci</sup>	-- <sup>ci</sup>	0 <sup>ci</sup>	-- <sup>ci</sup>	41,123 <sup>ci</sup>	-- <sup>ci</sup>	14 <sup>c</sup>	15 <sup>c</sup>	-- <sup>i</sup>	
Malaysia	521,238 <sup>c</sup>	284,569 <sup>c</sup>	-- <sup>c</sup>	19,059 <sup>c</sup>	-- <sup>ci</sup>	-- <sup>ci</sup>	4 <sup>ci</sup>	-- <sup>ci</sup>	4,694 <sup>c</sup>	-- <sup>ci</sup>	-- <sup>c</sup>	-- <sup>c</sup>	369 <sup>i</sup>	829,933 <sup>ci</sup>
	177,249 <sup>c</sup>	41,920 <sup>c</sup>	-- <sup>c</sup>	8,838 <sup>c</sup>	-- <sup>ci</sup>	-- <sup>ci</sup>	0 <sup>ci</sup>	-- <sup>ci</sup>	75,699 <sup>c</sup>	-- <sup>ci</sup>	-- <sup>c</sup>	2 <sup>c</sup>	-- <sup>i</sup>	
Rep. of Korea**	646,785 <sup>c</sup>	1,034,612 <sup>c</sup>	115,428 <sup>c</sup>	39,707 <sup>c</sup>	-- <sup>ci</sup>	-- <sup>ci</sup>	-- <sup>ci</sup>	-- <sup>ci</sup>	716 <sup>ci</sup>	-- <sup>ci</sup>	-- <sup>c</sup>	-- <sup>c</sup>	-1,144,268 <sup>i</sup>	692,980 <sup>ci</sup>
	462,085 <sup>c</sup>	93,588 <sup>c</sup>	82,626 <sup>c</sup>	32,013 <sup>c</sup>	-- <sup>ci</sup>	-- <sup>ci</sup>	-- <sup>ci</sup>	-- <sup>ci</sup>	1,440 <sup>ci</sup>	-- <sup>ci</sup>	-- <sup>c</sup>	4 <sup>c</sup>	-- <sup>i</sup>	
Taiwan P.O.C.	118,999 <sup>c</sup>	2,706 <sup>c</sup>	70,283 <sup>c</sup>	46,937 <sup>c</sup>	-- <sup>ci</sup>	42 <sup>ci</sup>	434 <sup>c</sup>	-- <sup>ci</sup>	1,057 <sup>c</sup>	-- <sup>ci</sup>	-- <sup>c</sup>	-- <sup>c</sup>	1,243 <sup>i</sup>	241,701 <sup>ci</sup>
	109,102 <sup>c</sup>	664 <sup>ci</sup>	37,217 <sup>c</sup>	45,598 <sup>c</sup>	-- <sup>ci</sup>	-- <sup>ci</sup>	459 <sup>c</sup>	-- <sup>ci</sup>	-- <sup>ci</sup>	-- <sup>c</sup>	1 <sup>c</sup>	3 <sup>c</sup>	-- <sup>i</sup>	
United Kingdom***	68,186 <sup>c</sup>	16 <sup>ci</sup>	67,105 <sup>c</sup>	193,213 <sup>c</sup>	9,167 <sup>c</sup>	-- <sup>ci</sup>	460 <sup>c</sup>	-- <sup>ci</sup>	6,959 <sup>ci</sup>	1,031 <sup>c</sup>	774 <sup>c</sup>	1,810 <sup>c</sup>	-125,680 <sup>i</sup>	223,041 <sup>ci</sup>
	65,844 <sup>c</sup>	24 <sup>ci</sup>	23,120 <sup>c</sup>	77,095 <sup>c</sup>	1,024 <sup>c</sup>	88 <sup>ci</sup>	804 <sup>c</sup>	-- <sup>ci</sup>	-- <sup>ci</sup>	734 <sup>c</sup>	1,184 <sup>c</sup>	3,044 <sup>c</sup>	-- <sup>i</sup>	
Netherlands	23,248 <sup>c</sup>	-- <sup>c</sup>	1,393 <sup>c</sup>	4,918 <sup>c</sup>	25 <sup>ci</sup>	-- <sup>ci</sup>	1,746 <sup>c</sup>	-- <sup>ci</sup>	-- <sup>ci</sup>	20,084 <sup>c</sup>	40,019 <sup>c</sup>	-- <sup>c</sup>	57,167 <sup>i</sup>	148,600 <sup>ci</sup>
	27,250 <sup>c</sup>	45 <sup>c</sup>	1,031 <sup>c</sup>	4,257 <sup>c</sup>	-- <sup>ci</sup>	-- <sup>ci</sup>	2,207 <sup>c</sup>	-- <sup>ci</sup>	-- <sup>ci</sup>	28,446 <sup>c</sup>	227,110 <sup>c</sup>	-- <sup>c</sup>	-- <sup>i</sup>	
Germany	21,901 <sup>c</sup>	5,198 <sup>c</sup>	43 <sup>c</sup>	8,189 <sup>c</sup>	10,584 <sup>c</sup>	-- <sup>ci</sup>	794 <sup>c</sup>	-- <sup>ci</sup>	18 <sup>c</sup>	13,252 <sup>c</sup>	4,141 <sup>c</sup>	462 <sup>c</sup>	65,785 <sup>i</sup>	130,368 <sup>ci</sup>
	16,049 <sup>c</sup>	3,629 <sup>c</sup>	-- <sup>c</sup>	882 <sup>c</sup>	1,762 <sup>ci</sup>	-- <sup>ci</sup>	1,108 <sup>c</sup>	-- <sup>ci</sup>	0 <sup>ci</sup>	7,235 <sup>c</sup>	6,809 <sup>c</sup>	4,913 <sup>c</sup>	-- <sup>i</sup>	
Australia	55,073 <sup>c</sup>	12,933 <sup>c</sup>	26,332 <sup>c</sup>	10,839 <sup>c</sup>	915 <sup>c</sup>	175 <sup>ci</sup>	674 <sup>c</sup>	-- <sup>ci</sup>	477 <sup>ci</sup>	-- <sup>ci</sup>	-- <sup>c</sup>	-- <sup>c</sup>	6,328 <sup>i</sup>	113,769 <sup>ci</sup>
	38,962 <sup>c</sup>	4,159 <sup>c</sup>	17,444 <sup>c</sup>	1,685 <sup>c</sup>	213 <sup>ci</sup>	328 <sup>ci</sup>	921 <sup>c</sup>	-- <sup>ci</sup>	1,418 <sup>ci</sup>	-- <sup>ci</sup>	30 <sup>c</sup>	1,449 <sup>c</sup>	-- <sup>i</sup>	
France****	388 <sup>c</sup>	1,350 <sup>c</sup>	204 <sup>c</sup>	181,351 <sup>c</sup>	587 <sup>c</sup>	-- <sup>ci</sup>	4,701 <sup>c</sup>	-- <sup>ci</sup>	2 <sup>ci</sup>	62,879 <sup>c</sup>	-- <sup>c</sup>	3,763 <sup>c</sup>	-155,528 <sup>i</sup>	99,697 <sup>ci</sup>
	34 <sup>c</sup>	20 <sup>c</sup>	-- <sup>c</sup>	12,013 <sup>c</sup>	2,083 <sup>c</sup>	-- <sup>ci</sup>	376 <sup>c</sup>	-- <sup>ci</sup>	72,920 <sup>ci</sup>	22,191 <sup>c</sup>	-- <sup>c</sup>	13,927 <sup>c</sup>	-- <sup>i</sup>	
Philippines*****	8,107 <sup>c</sup>	20,412 <sup>c</sup>	725 <sup>c</sup>	280,283 <sup>c</sup>	-- <sup>ci</sup>	-- <sup>ci</sup>	0 <sup>ci</sup>	-- <sup>ci</sup>	66 <sup>c</sup>	-- <sup>ci</sup>	-- <sup>c</sup>	0 <sup>ci</sup>	-216,574 <sup>i</sup>	93,020 <sup>ci</sup>
	18,875 <sup>c</sup>	6,711 <sup>c</sup>	8,464 <sup>c</sup>	58,037 <sup>c</sup>	-- <sup>ci</sup>	-- <sup>ci</sup>	-- <sup>ci</sup>	-- <sup>ci</sup>	355 <sup>ci</sup>	-- <sup>ci</sup>	-- <sup>c</sup>	9 <sup>c</sup>	-- <sup>i</sup>	
India	49,216 <sup>c</sup>	7,908 <sup>c</sup>	10,500 <sup>c</sup>	6,356 <sup>c</sup>	304 <sup>ci</sup>	-- <sup>ci</sup>	-- <sup>ci</sup>	-- <sup>ci</sup>	246 <sup>ci</sup>	-- <sup>ci</sup>	-- <sup>c</sup>	-- <sup>c</sup>	16,837 <sup>i</sup>	91,367 <sup>ci</sup>
	51,632 <sup>c</sup>	3,954 <sup>c</sup>	9,577 <sup>c</sup>	1,080 <sup>c</sup>	174 <sup>ci</sup>	-- <sup>ci</sup>	-- <sup>ci</sup>	-- <sup>ci</sup>	2,111 <sup>ci</sup>	-- <sup>ci</sup>	-- <sup>c</sup>	-- <sup>c</sup>	-- <sup>i</sup>	
Others														
	1,419,570 <sup>i</sup>	1,409,047 <sup>i</sup>	468,396 <sup>i</sup>	435,997 <sup>i</sup>	205,791 <sup>i</sup>	147,124 <sup>i</sup>	120,976 <sup>i</sup>	35,445 <sup>i</sup>	-155,772 <sup>i</sup>	5,980 <sup>i</sup>	-175,383 <sup>i</sup>	37,573 <sup>i</sup>		
Total Exports	3,571,285 <sup>ci</sup>	1,623,730 <sup>ci</sup>	1,559,491 <sup>i</sup>	690,724 <sup>i</sup>	267,000 <sup>ci</sup>	176,245 <sup>ci</sup>	132,830 <sup>ci</sup>	140,599 <sup>ci</sup>	104,289 <sup>ci</sup>	64,604 <sup>ci</sup>	62,616 <sup>i</sup>	62,550 <sup>ci</sup>		

Figures in **bold** denote imports recorded by importing country. Figures in *italics* denote exports recorded by exporting country.

**Notes about importers**

\* Japan reported 1,499,112 m<sup>3</sup> of tropical plywood imports in COMTRADE for the year 2021.

\*\* Rep. of Korea reported 1,840,128 m<sup>3</sup> of tropical plywood imports in COMTRADE for the year 2021.

\*\*\* The United Kingdom reported 576,553 m<sup>3</sup> of tropical plywood imports in COMTRADE for the year 2021.

\*\*\*\* France reported 370,299 m<sup>3</sup> of tropical plywood imports in COMTRADE for the year 2021.

\*\*\*\*\* The Philippines reported 348,106 m<sup>3</sup> of tropical plywood imports to COMTRADE for the year 2021.

**Notes about exporters**

+ Indonesia reported 2,377,393 m<sup>3</sup> of tropical plywood exports to COMTRADE for the year 2021.

++ Viet Nam reported 257,295 m<sup>3</sup> of tropical plywood exports to COMTRADE for the year 2021.

+++ Malaysia reported 1,236,742 m<sup>3</sup> of tropical plywood exports to COMTRADE for the year 2021.

++++ Brazil reported 90,421 m<sup>3</sup> of tropical plywood exports to COMTRADE for the year 2021.

+++++ Thailand reported 561,422 m<sup>3</sup> of tropical plywood exports to COMTRADE for the year 2021.

+++++ France reported 269,250 m<sup>3</sup> of tropical plywood exports to COMTRADE for the year 2021.



## APPENDIX 3

### Major Tropical Species Traded in 2020 and 2021

<b>Table 3-1-a.</b> Log Imports .....	<b>132</b>
<b>Table 3-1-b.</b> Sawnwood Imports .....	<b>135</b>
<b>Table 3-1-c.</b> Veneer Imports .....	<b>143</b>
<b>Table 3-1-d.</b> Plywood Imports .....	<b>146</b>
<b>Table 3-2-a.</b> Log Exports .....	<b>148</b>
<b>Table 3-2-b.</b> Sawnwood Exports .....	<b>151</b>
<b>Table 3-2-c.</b> Veneer Exports .....	<b>157</b>
<b>Table 3-2-d.</b> Plywood Exports .....	<b>160</b>
<b>Explanatory Note</b> .....	<b>163</b>

N.B. Export values/prices are FOB; import values are CIF, unless otherwise stated.

**Table 3-1-a. Major Tropical Log Species Imported by ITTO Members**

Country	Year	Latin Name or HS Code	Pilot Name/Local Name	Volume 1000 m <sup>3</sup>	Avg. Price \$/m <sup>3</sup>
<b>CONSUMERS</b>					
<b>Asia-Pacific</b>					
Australia	2020	<i>Shorea</i> spp.	dark red meranti	0 <sup>R</sup>	875
Australia	2020	<i>Shorea</i> spp.	light red meranti		
Australia	2020	<i>Shorea rugosa</i>	meranti bakau		
Australia	2021	<i>Shorea</i> spp.	dark red meranti	0 <sup>R</sup>	697
Australia	2021	<i>Shorea</i> spp.	light red meranti		
Australia	2021	<i>Shorea rugosa</i>	meranti bakau		
Japan	2020	<i>Shorea</i> spp.	dark red meranti	18	256
Japan	2020	<i>Dipterocarpus</i> spp.	keruing	11	331
Japan	2020	<i>Parashorea</i> spp.	white seraya		
Japan	2020	<i>Aucoumea klaineana</i>	okoumé	1	786
Japan	2021	<i>Shorea</i> spp.	dark red meranti	5	316
Japan	2021	<i>Dipterocarpus</i> spp.	keruing	5	468
Japan	2021	<i>Parashorea</i> spp.	white seraya		
Japan	2021	<i>Aucoumea klaineana</i>	okoumé	1	745
Japan	2021	<i>Tectona grandis</i>	teak	0 <sup>R</sup>	4284
Korea, Rep. of	2020	<i>Dyera costulata</i>	jelutong	0 <sup>R</sup>	345
Korea, Rep. of	2020	<i>Dactylocladus stenostachys</i>	jongkong		
Korea, Rep. of	2020	<i>Dryobalanops</i> spp.	kapur		
Korea, Rep. of	2020	<i>Koompassia malaccensis</i>	kempas		
Korea, Rep. of	2020	<i>Dipterocarpus</i> spp.	keruing		
Korea, Rep. of	2020	<i>Intsia</i> spp.	merbau		
Korea, Rep. of	2020	<i>Gonystylus</i> spp.	ramin		
Korea, Rep. of	2020	<i>Tectona grandis</i>	teak		
Korea, Rep. of	2020	<i>Khaya</i> spp.	acajou d'Afrique	0 <sup>R</sup>	680
Korea, Rep. of	2020	<i>Chlorophora</i> spp.	iroko		
Korea, Rep. of	2020	<i>Tieghella heckelii</i>	makore		
Korea, Rep. of	2020	<i>Triplochyton scleroxylon</i>	obéché		
Korea, Rep. of	2020	<i>Aucoumea klaineana</i>	okoumé		
Korea, Rep. of	2020	<i>Entandrophragma cylindricum</i>	sapelli		
Korea, Rep. of	2020	<i>Entandrophragma utile</i>	sipo		
Korea, Rep. of	2020	<i>Lophira alata</i>	azobé	0 <sup>R</sup>	626
Korea, Rep. of	2020	<i>Lovoa</i> spp.	dibétou		
Korea, Rep. of	2020	<i>Pycnanthus angolensis</i>	ilomba		
Korea, Rep. of	2020	<i>Terminalia superba</i>	limba		
Korea, Rep. of	2020	<i>Mansonia altissima</i>	mansonia		
Korea, Rep. of	2020	<i>Entandrophragma angolense</i>	tiama		
Korea, Rep. of	2021	<i>Dyera costulata</i>	jelutong	0 <sup>R</sup>	343
Korea, Rep. of	2021	<i>Dactylocladus stenostachys</i>	jongkong		
Korea, Rep. of	2021	<i>Dryobalanops</i> spp.	kapur		
Korea, Rep. of	2021	<i>Koompassia malaccensis</i>	kempas		
Korea, Rep. of	2021	<i>Dipterocarpus</i> spp.	keruing		
Korea, Rep. of	2021	<i>Intsia</i> spp.	merbau		
Korea, Rep. of	2021	<i>Gonystylus</i> spp.	ramin		
Korea, Rep. of	2021	<i>Tectona grandis</i>	teak		
Korea, Rep. of	2021	<i>Khaya</i> spp.	acajou d'Afrique	0 <sup>R</sup>	780
Korea, Rep. of	2021	<i>Chlorophora</i> spp.	iroko		
Korea, Rep. of	2021	<i>Tieghella heckelii</i>	makore		
Korea, Rep. of	2021	<i>Triplochyton scleroxylon</i>	obéché		
Korea, Rep. of	2021	<i>Aucoumea klaineana</i>	okoumé		
Korea, Rep. of	2021	<i>Entandrophragma cylindricum</i>	sapelli		
Korea, Rep. of	2021	<i>Entandrophragma utile</i>	sipo		
Korea, Rep. of	2021	<i>Lophira alata</i>	azobé	0 <sup>R</sup>	453
Korea, Rep. of	2021	<i>Lovoa</i> spp.	dibétou		
Korea, Rep. of	2021	<i>Pycnanthus angolensis</i>	ilomba		
Korea, Rep. of	2021	<i>Terminalia superba</i>	limba		
Korea, Rep. of	2021	<i>Mansonia altissima</i>	mansonia		
Korea, Rep. of	2021	<i>Entandrophragma angolense</i>	tiama		

**Table 3-1-a. Major Tropical Log Species Imported by ITTO Members**

Country	Year	Latin Name or HS Code	Pilot Name/Local Name	Volume 1000 m <sup>3</sup>	Avg. Price \$/m <sup>3</sup>
<b>EU</b>					
Cyprus	2020	<i>Aucoumea klaineana</i>	okoumé	0 <sup>R</sup>	1244
Cyprus	2020	<i>Entandrophragma utile</i>	sipo		
France	2020	<i>Shorea</i> spp.	dark red meranti	0 <sup>R</sup>	517
France	2020	<i>Shorea</i> spp.	light red meranti		
France	2020	<i>Shorea rugosa</i>	meranti bakau		
France	2020	<i>Khaya</i> spp.	acajou d'Afrique	7	595
France	2020	<i>Chlorophora</i> spp.	iroko		
France	2020	<i>Entandrophragma cylindricum</i>	sapelli		
France	2020	<i>Aucoumea klaineana</i>	okoumé	12	621
France	2020	<i>Entandrophragma utile</i>	sipo		
France	2021	<i>Khaya</i> spp.	acajou d'Afrique	13	620
France	2021	<i>Chlorophora</i> spp.	iroko		
France	2021	<i>Entandrophragma cylindricum</i>	sapelli		
France	2021	<i>Aucoumea klaineana</i>	okoumé	13	693
France	2021	<i>Entandrophragma utile</i>	sipo		
Poland	2020	44.03.41	(see accompanying notes)	1	1010
Poland	2020	44.03.49		0 <sup>R</sup>	370
Poland	2021	44.03.41	(see accompanying notes)	1	1139
Poland	2021	44.03.49		0 <sup>R</sup>	995
Slovenia	2020	44.03.49.10	(see accompanying notes)	0 <sup>R</sup>	722
Slovenia	2020	44.03.49.35		0 <sup>R</sup>	1025
Slovenia	2020	44.03.49.85		1	1091
Slovenia	2021	44.03.49.10	(see accompanying notes)	0 <sup>R</sup>	790
Slovenia	2021	44.03.49.35		0 <sup>R</sup>	1187
Slovenia	2021	44.03.49.85		0 <sup>R</sup>	888
Spain	2020	<i>Khaya</i> spp.	acajou d'Afrique	1	648
Spain	2020	<i>Chlorophora</i> spp.	iroko		
Spain	2020	<i>Entandrophragma cylindricum</i>	sapelli		
Spain	2020	<i>Shorea</i> spp.	dark red meranti	0 <sup>R</sup>	410
Spain	2020	<i>Shorea</i> spp.	light red meranti		
Spain	2020	<i>Shorea rugosa</i>	meranti bakau		
Spain	2021	<i>Khaya</i> spp.	acajou d'Afrique	1	879
Spain	2021	<i>Chlorophora</i> spp.	iroko		
Spain	2021	<i>Entandrophragma cylindricum</i>	sapelli		
Spain	2021	<i>Aucoumea klaineana</i>	okoumé	0 <sup>R</sup>	770
Spain	2021	<i>Entandrophragma utile</i>	sipo		
Spain	2021	<i>Shorea</i> spp.	dark red meranti	0 <sup>R</sup>	745
Spain	2021	<i>Shorea</i> spp.	light red meranti		
Spain	2021	<i>Shorea rugosa</i>	meranti bakau		
Sweden	2020	<i>Khaya</i> spp.	acajou d'Afrique	0 <sup>R</sup>	868
Sweden	2020	<i>Chlorophora</i> spp.	iroko		
Sweden	2020	<i>Entandrophragma cylindricum</i>	sapelli		
Sweden	2020	<i>Aucoumea klaineana</i>	okoumé	0 <sup>R</sup>	1069
Sweden	2020	<i>Entandrophragma utile</i>	sipo		

APDX3

T3-1-a



**Table 3-1-a. Major Tropical Log Species Imported by ITTO Members**

Country	Year	Latin Name or HS Code	Pilot Name/Local Name	Volume 1000 m <sup>3</sup>	Avg. Price \$/m <sup>3</sup>
<b>PRODUCERS</b>					
<b>Asia-Pacific</b>					
Malaysia	2020	<i>Camposperma panamense</i>	camposperma	33	98
Malaysia	2020	<i>Octemeles sumatrana</i>	erima	2	100
Malaysia	2020	<i>Hymenolobium flavum</i>	maka kabbes	0 <sup>R</sup>	123
Malaysia	2020	<i>Planchonia careya</i>	planchonia	7	102
Malaysia	2020	<i>Endospemum</i> spp.	png basswood	6	103
Malaysia	2020	<i>Drancotomelon doa</i>	png walnut	1	106
Malaysia	2020	<i>Canarium indicum</i>	red canarium	1	110
Malaysia	2020	<i>Eucalyptus maculata</i>	spotted gum	0 <sup>R</sup>	394
Malaysia	2020	<i>Pometia pinnata</i>	taun	10	108
Malaysia	2020	<i>Terminalia</i> spp.	terminalia	7	85
Malaysia	2020	<i>Alstonia scholaris</i>	white cheesewood/milky pine	5	87
Malaysia	2021	<i>Camposperma panamense</i>	camposperma	27	132
Malaysia	2021	<i>Tabebuia serratifolia</i>	groehart	1	247
Malaysia	2021	<i>Pseudopanax crassifolius</i>	lancewood	2	318
Malaysia	2021	<i>Hymenolobium flavum</i>	maka kabbes	2	149
Malaysia	2021	<i>Planchonia careya</i>	planchonia	8	124
Malaysia	2021	<i>Endospemum</i> spp.	png basswood	4	134
Malaysia	2021	<i>Eucalyptus maculata</i>	spotted gum	1	295
Malaysia	2021	<i>Pometia pinnata</i>	taun	14	120
Malaysia	2021	<i>Terminalia</i> spp.	terminalia	2	139
Malaysia	2021	<i>Alstonia scholaris</i>	white cheesewood/milky pine	1	142
Philippines	2020	<i>Shorea</i> spp.	dark red meranti	0 <sup>R</sup>	1521
Philippines	2021	<i>Shorea</i> spp.	dark red meranti	0 <sup>R</sup>	1030
Viet Nam	2020	<i>Lagerstroemia speciosa</i>	bằng lăng	14	268
Viet Nam	2020	<i>Dalbergia oliveri</i>	câm	28	236
Viet Nam	2020	<i>Magnolia</i> spp.	giổi/ menghundor	20	356
Viet Nam	2020	<i>Azelia africana</i> Sm.	gõ/ doussié	113	383
Viet Nam	2020	<i>Sindora tonkinensis</i>	gụ lau	27	589
Viet Nam	2020	<i>Pterocarpus</i> spp.	hương	37	726
Viet Nam	2020	<i>Cylicodiscus gabunensis</i> Harms	lim/tali/okan	155	447
Viet Nam	2021	<i>Lagerstroemia speciosa</i>	bằng lăng	19	270
Viet Nam	2021	<i>Dalbergia oliveri</i>	câm	56	77
Viet Nam	2021	<i>Magnolia</i> spp.	giổi/ menghundor	19	348
Viet Nam	2021	<i>Azelia africana</i> Sm.	gõ/ doussié	96	376
Viet Nam	2021	<i>Sindora tonkinensis</i>	gụ lau	38	574
Viet Nam	2021	<i>Pterocarpus</i> spp.	hương	63	833
Viet Nam	2021	<i>Cylicodiscus gabunensis</i> Harms	lim/tali/okan	175	441

**Table 3-1-b. Major Tropical Sawnwood Species Imported by ITTO Members**

Country	Year	Latin Name or HS Code	Pilot Name/Local Name	Volume 1000 m <sup>3</sup>	Avg. Price \$/m <sup>3</sup>
<b>CONSUMERS</b>					
<b>Asia-Pacific</b>					
Australia	2020	<i>Swietenia</i> spp.	mahogany	0 <sup>R</sup>	879
Australia	2020	<i>Ochroma lagopus</i>	balsa	] 1	249
Australia	2020	<i>Phoebe porosa</i>	imbuia		
Australia	2020	<i>Dialianthera</i> spp.	virola		
Australia	2020	<i>Shorea</i> spp.	dark red meranti	] 6	864
Australia	2020	<i>Shorea</i> spp.	light red meranti		
Australia	2020	<i>Shorea rugosa</i>	meranti bakau		
Australia	2020	<i>Shorea albida</i>	alan	] 0 <sup>R</sup>	1028
Australia	2020	<i>Parashorea</i> spp., <i>Pentacme</i> spp.	white lauan		
Australia	2020	<i>Shorea</i> spp.	white meranti		
Australia	2020	<i>Parashorea</i> spp.	white seraya		
Australia	2020	<i>Shorea</i> spp.	yellow meranti		
Australia	2020	<i>Entandrophragma cylindricum</i>	sapelli	0 <sup>R</sup>	1164
Australia	2020	<i>Milicia</i> spp.	iroko	0 <sup>R</sup>	1169
Australia	2020	<i>Intsia</i> spp.	merbau	1	1601
Australia	2021	<i>Swietenia</i> spp.	mahogany	1 <sup>R</sup>	809
Australia	2021	<i>Ochroma lagopus</i>	balsa	] 0 <sup>R</sup>	618
Australia	2021	<i>Phoebe porosa</i>	imbuia		
Australia	2021	<i>Dialianthera</i> spp.	virola		
Australia	2021	<i>Shorea</i> spp.	dark red meranti	] 6	864
Australia	2021	<i>Shorea</i> spp.	light red meranti		
Australia	2021	<i>Shorea rugosa</i>	meranti bakau		
Australia	2021	<i>Shorea albida</i>	alan	] 0 <sup>R</sup>	1170
Australia	2021	<i>Parashorea</i> spp., <i>Pentacme</i> spp.	white lauan		
Australia	2021	<i>Shorea</i> spp.	white meranti		
Australia	2021	<i>Parashorea</i> spp.	white seraya		
Australia	2021	<i>Shorea</i> spp.	yellow meranti		
Australia	2021	<i>Entandrophragma cylindricum</i>	sapelli	0 <sup>R</sup>	1151
Australia	2021	<i>Milicia</i> spp.	iroko	0 <sup>R</sup>	1273
Australia	2021	<i>Intsia</i> spp.	merbau	1	1723
Japan	2020	<i>Shorea</i> spp.	dark red meranti	1	914
Japan	2020	<i>Dipterocarpus</i> spp.	keruing	8	1127
Japan	2020	<i>Parashorea</i> spp., <i>Pentacme</i> spp.	white lauan	3	1041
Japan	2021	<i>Shorea</i> spp.	dark red meranti	1	1088
Japan	2021	<i>Dipterocarpus</i> spp.	keruing	8	1073
Japan	2021	<i>Gonystylus</i> spp.	ramin	0 <sup>R</sup>	885
Japan	2021	<i>Tectona grandis</i>	teak	0 <sup>R</sup>	5196
Japan	2021	<i>Parashorea</i> spp., <i>Pentacme</i> spp.	white lauan	3	1209
Korea, Rep. of	2020	<i>Swietenia</i> spp.	mahogany	0 <sup>R</sup>	269
Korea, Rep. of	2020	<i>Ochroma lagopus</i>	balsa	] 0 <sup>R</sup>	20419
Korea, Rep. of	2020	<i>Phoebe porosa</i>	imbuia		
Korea, Rep. of	2020	<i>Dialianthera</i> spp.	virola		
Korea, Rep. of	2020	<i>Shorea</i> spp.	dark red meranti	] 4	368
Korea, Rep. of	2020	<i>Shorea</i> spp.	light red meranti		
Korea, Rep. of	2020	<i>Shorea rugosa</i>	meranti bakau		
Korea, Rep. of	2020	<i>Shorea albida</i>	alan	] 0 <sup>R</sup>	1454
Korea, Rep. of	2020	<i>Parashorea</i> spp., <i>Pentacme</i> spp.	white lauan		
Korea, Rep. of	2020	<i>Shorea</i> spp.	white meranti		
Korea, Rep. of	2020	<i>Parashorea</i> spp.	white seraya		
Korea, Rep. of	2020	<i>Shorea</i> spp.	yellow meranti		
Korea, Rep. of	2020	<i>Entandrophragma cylindricum</i>	sapelli	0 <sup>R</sup>	1186
Korea, Rep. of	2020	<i>Chlorophora</i> spp.	iroko	0 <sup>R</sup>	4000

**APDX3**

T3-1-a

T3-1-b

**Table 3-1-b. Major Tropical Sawnwood Species Imported by ITTO Members**

Country	Year	Latin Name or HS Code	Pilot Name/Local Name	Volume 1000 m <sup>3</sup>	Avg. Price \$/m <sup>3</sup>
Korea, Rep. of	2020	<i>Dyera costulata</i>	jelutong	0 <sup>R</sup>	1414
Korea, Rep. of	2020	<i>Dactylocladus stenostachys</i>	jonkong		
Korea, Rep. of	2020	<i>Dryobalanops</i> spp.	kapur		
Korea, Rep. of	2020	<i>Koompassia malaccensis</i>	kempas		
Korea, Rep. of	2020	<i>Dipterocarpus</i> spp.	keruing		
Korea, Rep. of	2020	<i>Intsia</i> spp.	merbau		
Korea, Rep. of	2020	<i>Gonystylus</i> spp.	ramin		
Korea, Rep. of	2020	<i>Tectona grandis</i>	teak	0 <sup>R</sup>	3658
Korea, Rep. of	2020	<i>Khaya</i> spp.	acajou d'Afrique	4	943
Korea, Rep. of	2020	<i>Chlorophora</i> spp.	iroko		
Korea, Rep. of	2020	<i>Tieghella heckelii</i>	makore		
Korea, Rep. of	2020	<i>Triplochyton scleroxylon</i>	obéché		
Korea, Rep. of	2020	<i>Aucoumea klaineana</i>	okoumé		
Korea, Rep. of	2020	<i>Entandrophragma cylindricum</i>	sapelli		
Korea, Rep. of	2020	<i>Entandrophragma utile</i>	sipo		
Korea, Rep. of	2021	<i>Swietenia</i> spp.	mahogany	0 <sup>R</sup>	1196
Korea, Rep. of	2021	<i>Ochroma lagopus</i>	balsa	0 <sup>R</sup>	6417
Korea, Rep. of	2021	<i>Phoebe porosa</i>	imbuia		
Korea, Rep. of	2021	<i>Dialianthera</i> spp.	virola		
Korea, Rep. of	2021	<i>Shorea</i> spp.	dark red meranti	2	401
Korea, Rep. of	2021	<i>Shorea</i> spp.	light red meranti		
Korea, Rep. of	2021	<i>Shorea rugosa</i>	meranti bakau		
Korea, Rep. of	2021	<i>Shorea albida</i>	alan	0 <sup>R</sup>	728
Korea, Rep. of	2021	<i>Parashorea</i> spp., <i>Pentacme</i> spp.	white lauan		
Korea, Rep. of	2021	<i>Shorea</i> spp.	white meranti		
Korea, Rep. of	2021	<i>Parashorea</i> spp.	white seraya		
Korea, Rep. of	2021	<i>Shorea</i> spp.	yellow meranti		
Korea, Rep. of	2021	<i>Entandrophragma cylindricum</i>	sapelli	0 <sup>R</sup>	1262
Korea, Rep. of	2021	<i>Chlorophora</i> spp.	iroko	0 <sup>R</sup>	2431
Korea, Rep. of	2021	<i>Dyera costulata</i>	jelutong	1 <sup>R</sup>	1027
Korea, Rep. of	2021	<i>Dactylocladus stenostachys</i>	jonkong		
Korea, Rep. of	2021	<i>Dryobalanops</i> spp.	kapur		
Korea, Rep. of	2021	<i>Koompassia malaccensis</i>	kempas		
Korea, Rep. of	2021	<i>Dipterocarpus</i> spp.	keruing		
Korea, Rep. of	2021	<i>Intsia</i> spp.	merbau		
Korea, Rep. of	2021	<i>Gonystylus</i> spp.	ramin		
Korea, Rep. of	2021	<i>Tectona grandis</i>	teak	0 <sup>R</sup>	3548
Korea, Rep. of	2021	<i>Khaya</i> spp.	acajou d'Afrique	3	1164
Korea, Rep. of	2021	<i>Chlorophora</i> spp.	iroko		
Korea, Rep. of	2021	<i>Tieghella heckelii</i>	makore		
Korea, Rep. of	2021	<i>Triplochyton scleroxylon</i>	obéché		
Korea, Rep. of	2021	<i>Aucoumea klaineana</i>	okoumé		
Korea, Rep. of	2021	<i>Entandrophragma cylindricum</i>	sapelli		
Korea, Rep. of	2021	<i>Entandrophragma utile</i>	sipo		

**Table 3-1-b. Major Tropical Sawnwood Species Imported by ITTO Members**

Country	Year	Latin Name or HS Code	Pilot Name/Local Name	Volume 1000 m <sup>3</sup>	Avg. Price \$/m <sup>3</sup>
<b>EU</b>					
Cyprus	2020	<i>Shorea</i> spp.	dark red meranti	0 <sup>R</sup>	356
Cyprus	2020	<i>Shorea</i> spp.	light red meranti		
Cyprus	2020	<i>Shorea rugosa</i>	meranti bakau		
Cyprus	2020	<i>Chlorophora</i> spp.	iroko	1	1162
Cyprus	2020	<i>Mitragyna</i> spp.	abura	1	326
Cyprus	2020	<i>Khaya</i> spp.	acajou d'Afrique		
Cyprus	2020	<i>Pericopsis elata</i>	afromosie		
Cyprus	2020	<i>Antiaris africana</i>	ako		
Cyprus	2020	<i>Carapa guianensis</i>	andiroba		
Cyprus	2020	<i>Aningeria</i> spp.	aningré		
Cyprus	2020	<i>Turraeanthus africana</i>	avodiré		
Cyprus	2020	<i>lophira alata</i>	azobé		
Cyprus	2020	<i>Shorea</i> spp.	balau		
Cyprus	2020	<i>Guarea cedrata</i>	bossé clair		
Cyprus	2020	<i>Guarea thompsonii</i>	bossé foncé		
Cyprus	2020	<i>Prioria copaifera</i>	cativo		
Cyprus	2020	<i>Cedrella fissilis</i>	cedro		
Cyprus	2020	<i>Piptadeniastrum africanum</i>	dabema		
Cyprus	2020	<i>Lovoa</i> spp.	dibétou		
Cyprus	2020	<i>Azelia africana</i>	doussié		
Cyprus	2020	<i>Terminalia ivorensis</i>	framiré		
Cyprus	2020	<i>Cordia goeldiana</i>	freijo		
Cyprus	2020	<i>Ceiba pentandra</i>	fromager		
Cyprus	2020	<i>Ceiba pentandra</i>	fuma		
Cyprus	2020	<i>Cratoxylum</i> spp.	geronggang		
Cyprus	2020	<i>Pycnanthus angolensis</i>	ilomba		
Cyprus	2020	<i>Handroanthus heptaphyllus</i>	ipé		
Cyprus	2020	<i>Erismia</i> spp.	jaboty		
Cyprus	2020	<i>Dyera costulata</i>	jelutong		
Cyprus	2020	<i>Cariniana legalis</i>	jequitiba		
Cyprus	2020	<i>Dactylocladus stenostachys</i>	jongkong		
Cyprus	2020	<i>Dryobalanops</i> spp.	kapur		
Cyprus	2020	<i>Parashorea</i> spp., <i>Pentacme</i> spp.	white lauan	0 <sup>R</sup>	96
Cyprus	2020	<i>Shorea</i> spp.	white meranti		
Cyprus	2020	<i>Parashorea</i> spp.	white seraya		
Cyprus	2020	<i>Shorea</i> spp.	yellow meranti		
Cyprus	2020	<i>Ochroma lagopus</i>	balsa	0 <sup>R</sup>	401
Cyprus	2020	<i>Phoebe porosa</i>	imbuia		
Cyprus	2020	<i>Dialianthera</i> spp.	virola		
Cyprus	2021	<i>Shorea</i> spp.	dark red meranti	1	337
Cyprus	2021	<i>Shorea</i> spp.	light red meranti		
Cyprus	2021	<i>Shorea rugosa</i>	meranti bakau		
Cyprus	2021	<i>Chlorophora</i> spp.	iroko	1	1205

APDX3

T3-1-b

**Table 3-1-b. Major Tropical Sawnwood Species Imported by ITTO Members**

Country	Year	Latin Name or HS Code	Pilot Name/Local Name	Volume 1000 m <sup>3</sup>	Avg. Price \$/m <sup>3</sup>
Cyprus	2021	<i>Mitragyna</i> spp.	abura		
Cyprus	2021	<i>Khaya</i> spp.	acajou d'Afrique		
Cyprus	2021	<i>Pericopsis elata</i>	afromosie		
Cyprus	2021	<i>Antiaris africana</i>	ako		
Cyprus	2021	<i>Carapa guianensis</i>	andiroba		
Cyprus	2021	<i>Aningeria</i> spp.	aningré		
Cyprus	2021	<i>Turraeanthus africana</i>	avodiré		
Cyprus	2021	<i>lophira alata</i>	azobé		
Cyprus	2021	<i>Shorea</i> spp.	balau		
Cyprus	2021	<i>Guarea cedrata</i>	bossé clair		
Cyprus	2021	<i>Guarea thompsonii</i>	bossé foncé		
Cyprus	2021	<i>Prioria copaifera</i>	cativo		
Cyprus	2021	<i>Cedrella fissilis</i>	cedro		
Cyprus	2021	<i>Piptadeniastrum africanum</i>	dabema	0 <sup>R</sup>	578
Cyprus	2021	<i>Lovoa</i> spp.	dibétou		
Cyprus	2021	<i>Azelia africana</i>	doussié		
Cyprus	2021	<i>Terminalia ivorensis</i>	framiré		
Cyprus	2021	<i>Cordia goeldiana</i>	freijo		
Cyprus	2021	<i>Ceiba pentandra</i>	fromager		
Cyprus	2021	<i>Ceiba pentandra</i>	fuma		
Cyprus	2021	<i>Cratoxylum</i> spp.	geronggang		
Cyprus	2021	<i>Pycnanthus angolensis</i>	ilomba		
Cyprus	2021	<i>Handroanthus heptaphyllus</i>	ipé		
Cyprus	2021	<i>Erismia</i> spp.	jaboty		
Cyprus	2021	<i>Dyera costulata</i>	jelutong		
Cyprus	2021	<i>Cariniana legalis</i>	jequitiba		
Cyprus	2021	<i>Dactylocladus stenostachys</i>	jongkong		
Cyprus	2021	<i>Dryobalanops</i> spp.	kapur		
Estonia	2020	<i>Ochroma lagopus</i>	balsa		
Estonia	2020	<i>Phoebe porosa</i>	imbuia	0 <sup>R</sup>	1092
Estonia	2020	<i>Dialianthera</i> spp.	virola		
Estonia	2021	<i>Swietenia</i> spp.	mahogany	0 <sup>R</sup>	831
Estonia	2021	<i>Parashorea</i> spp., <i>Pentacme</i> spp.	dark red meranti		
Estonia	2021	<i>Shorea</i> spp.	light red meranti	0 <sup>R</sup>	1200
Estonia	2021	<i>Parashorea</i> spp.	meranti bakau		
France	2020	<i>Swietenia</i> spp.	mahogany	129	1060
France	2021	<i>Swietenia</i> spp.	mahogany	135	1207
Poland	2020	44.07.22	(see accompanying notes)	6	5399
Poland	2020	44.07.25		5	1249
Poland	2020	44.07.26		0 <sup>R</sup>	2274
Poland	2020	44.07.27		1	941
Poland	2020	44.07.28		0 <sup>R</sup>	1180
Poland	2020	44.07.29		6	1573
Poland	2021	44.07.22	(see accompanying notes)	6	5400
Poland	2021	44.07.25		7	714
Poland	2021	44.07.26		0 <sup>R</sup>	1848
Poland	2021	44.07.27		0 <sup>R</sup>	1112
Poland	2021	44.07.28		0 <sup>R</sup>	1253
Poland	2021	44.07.29		6	1795
Slovenia	2020	44.07.21.10	(see accompanying notes)	0 <sup>R</sup>	698
Slovenia	2020	44.07.21.99		0 <sup>R</sup>	1123
Slovenia	2020	44.07.22.10		0 <sup>R</sup>	9039
Slovenia	2020	44.07.22.91		0 <sup>R</sup>	3848
Slovenia	2020	44.07.22.99		0 <sup>R</sup>	2810
Slovenia	2020	44.07.25.90		0 <sup>R</sup>	1109
Slovenia	2020	44.07.27.99		0 <sup>R</sup>	762
Slovenia	2020	44.07.28.99		0 <sup>R</sup>	721
Slovenia	2020	44.07.29.15		0 <sup>R</sup>	608
Slovenia	2020	44.07.29.83		0 <sup>R</sup>	886
Slovenia	2020	44.07.29.85		0 <sup>R</sup>	1417
Slovenia	2020	44.07.29.96		0 <sup>R</sup>	1627
Slovenia	2020	44.07.29.96		1	758
Slovenia	2020	44.07.29.98		0 <sup>R</sup>	1304

**Table 3-1-b. Major Tropical Sawnwood Species Imported by ITTO Members**

Country	Year	Latin Name or HS Code	Pilot Name/Local Name	Volume 1000 m <sup>3</sup>	Avg. Price \$/m <sup>3</sup>
Slovenia	2021	44.07.21.10	(see accompanying notes)	0 <sup>R</sup>	991
Slovenia	2021	44.07.21.99		0 <sup>R</sup>	1208
Slovenia	2021	44.07.22.10		0 <sup>R</sup>	2278
Slovenia	2021	44.07.22.91		0 <sup>R</sup>	6046
Slovenia	2021	44.07.22.99		0 <sup>R</sup>	3133
Slovenia	2021	44.07.25.90		0 <sup>R</sup>	1659
Slovenia	2021	44.07.27.99		0 <sup>R</sup>	857
Slovenia	2021	44.07.29.15		0 <sup>R</sup>	745
Slovenia	2021	44.07.29.83		0 <sup>R</sup>	2240
Slovenia	2021	44.07.29.85		1	1026
Slovenia	2021	44.07.29.96		0 <sup>R</sup>	1831
Slovenia	2021	44.07.29.96		1	755
Slovenia	2021	44.07.29.98		0 <sup>R</sup>	1901
Spain	2020	<i>Chlorophora</i> spp.	iroko	20	628
Spain	2020	<i>Entandrophragma cylindricum</i>	sapelli	4	634
Spain	2020	<i>Swietenia</i> spp.	mahogany	2	270
Spain	2020	<i>Mitragyna</i> spp.	abura		
Spain	2020	<i>Khaya</i> spp.	acajou d'Afrique		
Spain	2020	<i>Pericopsis elata</i>	afromosie		
Spain	2020	<i>Antiaris africana</i>	ako		
Spain	2020	<i>Carapa guianensis</i>	andiroba		
Spain	2020	<i>Anigeria</i> spp.	aningré		
Spain	2020	<i>Turraeanthus africana</i>	avodiré		
Spain	2020	<i>lophira alata</i>	azobé		
Spain	2020	<i>Shorea</i> spp.	balau		
Spain	2020	<i>Guarea cedrata</i>	bossé clair		
Spain	2020	<i>Guarea thompsonii</i>	bossé foncé		
Spain	2020	<i>Prioria copaifera</i>	cativo		
Spain	2020	<i>Cedrella fissilis</i>	cedro		
Spain	2020	<i>Piptadeniastrum africanum</i>	dabema	0 <sup>R</sup>	1122
Spain	2020	<i>Lovoa</i> spp.	dibétou		
Spain	2020	<i>Azelia africana</i>	doussié		
Spain	2020	<i>Terminalia ivorensis</i>	framiré		
Spain	2020	<i>Cordia goeldiana</i>	freijo		
Spain	2020	<i>Ceiba pentandra</i>	fromager		
Spain	2020	<i>Ceiba pentandra</i>	fuma		
Spain	2020	<i>Cratoxylum</i> spp.	geronggang		
Spain	2020	<i>Pycnanthus angolensis</i>	ilomba		
Spain	2020	<i>Handroanthus heptaphyllus</i>	ipé		
Spain	2020	<i>Erisma</i> spp.	jaboty		
Spain	2020	<i>Dyera costulata</i>	jelutong		
Spain	2020	<i>Cariniana legalis</i>	jequitiba		
Spain	2020	<i>Dactylocladus stenostachys</i>	jongkong		
Spain	2020	<i>Dryobalanops</i> spp.	kapur		
Spain	2020	<i>Ochroma lagopus</i>	balsa		
Spain	2020	<i>Phoebe porosa</i>	imbuia	0 <sup>R</sup>	3856
Spain	2020	<i>Dialianthera</i> spp.	virola		
Spain	2020	<i>Shorea albida</i>	alan		
Spain	2020	<i>Parashorea</i> spp., <i>Pentacme</i> spp.	white lauan		
Spain	2020	<i>Shorea</i> spp.	white meranti	0 <sup>R</sup>	7517
Spain	2020	<i>Parashorea</i> spp.	white seraya		
Spain	2020	<i>Shorea</i> spp.	yellow meranti		
Spain	2020	<i>Dalbergia spruceana</i>	palissandre de para		
Spain	2020	<i>Dalbergia spruceana</i>	palissandre de Rio	0 <sup>R</sup>	1173
Spain	2020	<i>Dalbergia decipularis</i>	palissandre de rose		
Spain	2020	<i>Shorea</i> spp.	dark red meranti		
Spain	2020	<i>Shorea</i> spp.	light red meranti	0 <sup>R</sup>	348
Spain	2020	<i>Shorea rugosa</i>	meranti bakau		
Spain	2021	<i>Chlorophora</i> spp.	iroko	17	669
Spain	2021	<i>Entandrophragma cylindricum</i>	sapelli	7	657
Spain	2021	<i>Swietenia</i> spp.	mahogany	1	380

APDX3

T3-1-b

**Table 3-1-b. Major Tropical Sawnwood Species Imported by ITTO Members**

Country	Year	Latin Name or HS Code	Pilot Name/Local Name	Volume 1000 m <sup>3</sup>	Avg. Price \$/m <sup>3</sup>
Spain	2021	<i>Mitragyna</i> spp.	abura		
Spain	2021	<i>Khaya</i> spp.	acajou d'Afrique		
Spain	2021	<i>Pericopsis elata</i>	afromosie		
Spain	2021	<i>Antiaris africana</i>	ako		
Spain	2021	<i>Carapa guianensis</i>	andiroba		
Spain	2021	<i>Aningeria</i> spp.	aningré		
Spain	2021	<i>Turraeanthus africana</i>	avodiré		
Spain	2021	<i>lophira alata</i>	azobé		
Spain	2021	<i>Shorea</i> spp.	balau		
Spain	2021	<i>Guarea cedrata</i>	bossé clair		
Spain	2021	<i>Guarea thompsonii</i>	bossé foncé		
Spain	2021	<i>Prioria copaifera</i>	cativo		
Spain	2021	<i>Cedrella fissilis</i>	cedro		
Spain	2021	<i>Piptadeniastrum africanum</i>	dabema	1	1678
Spain	2021	<i>Lovoa</i> spp.	dibétou		
Spain	2021	<i>Azelia africana</i>	doussié		
Spain	2021	<i>Terminalia ivorensis</i>	framiré		
Spain	2021	<i>Cordia goeldiana</i>	freijo		
Spain	2021	<i>Ceiba pentandra</i>	fromager		
Spain	2021	<i>Ceiba pentandra</i>	fuma		
Spain	2021	<i>Cratoxylum</i> spp.	geronggang		
Spain	2021	<i>Pycnanthus angolensis</i>	ilomba		
Spain	2021	<i>Handroanthus heptaphyllus</i>	ipé		
Spain	2021	<i>Erismia</i> spp.	jaboty		
Spain	2021	<i>Dyera costulata</i>	jelutong		
Spain	2021	<i>Cariniana legalis</i>	jequitiba		
Spain	2021	<i>Dactylocladus stenostachys</i>	jongkong		
Spain	2021	<i>Dryobalanops</i> spp.	kapur		
Spain	2021	<i>Ochroma lagopus</i>	balsa		
Spain	2021	<i>Phoebe porosa</i>	imbuia	0 <sup>R</sup>	4163
Spain	2021	<i>Dialianthera</i> spp.	virola		
Spain	2021	<i>Shorea albida</i>	alan		
Spain	2021	<i>Parashorea</i> spp., <i>Pentacme</i> spp.	white lauan		
Spain	2021	<i>Shorea</i> spp.	white meranti	0 <sup>R</sup>	7812
Spain	2021	<i>Parashorea</i> spp.	white seraya		
Spain	2021	<i>Shorea</i> spp.	yellow meranti		
Spain	2021	<i>Dalbergia spruceana</i>	palissandre de para		
Spain	2021	<i>Dalbergia spruceana</i>	palissandre de Rio	0 <sup>R</sup>	6073
Spain	2021	<i>Dalbergia decipularis</i>	palissandre de rose		
Spain	2021	<i>Shorea</i> spp.	dark red meranti		
Spain	2021	<i>Shorea</i> spp.	light red meranti	0 <sup>R</sup>	457
Spain	2021	<i>Shorea rugosa</i>	meranti bakau		
Sweden	2020	<i>Swietenia</i> spp.	mahogany	0 <sup>R</sup>	1362
Sweden	2020	<i>Chlorophora</i> spp.	iroko	0	2269
Sweden	2020	<i>Entandrophragma cylindricum</i>	sapelli	0	1794
Sweden	2020	<i>Ochroma lagopus</i>	balsa		
Sweden	2020	<i>Phoebe porosa</i>	imbuia	0 <sup>R</sup>	112
Sweden	2020	<i>Dialianthera</i> spp.	virola		
Sweden	2020	<i>Shorea</i> spp.	dark red meranti		
Sweden	2020	<i>Shorea</i> spp.	light red meranti	0 <sup>R</sup>	1663
Sweden	2020	<i>Shorea rugosa</i>	meranti bakau		
<b>U.S.A.</b>					
U.S.A.	2020	<i>Khaya</i> spp.	acajou d'Afrique	9	1013
U.S.A.	2020	<i>Carapa</i> spp.	andiroba/ padauk	0 <sup>R</sup>	873
U.S.A.	2020	<i>Pouteria</i> spp.	aningre /aniegre/aneigre	0 <sup>R</sup>	1415
U.S.A.	2020	<i>Ochroma pyramidale</i>	balsa	14	1351
U.S.A.	2020	<i>Cedrela odorata</i>	cedro/Spanish cedar	5	862
U.S.A.	2020	<i>Shorea</i> spp.	dark red meranti		
U.S.A.	2020	<i>Shorea</i> spp.	light red meranti	8	1039
U.S.A.	2020	<i>Shorea rugosa</i>	meranti bakau		



**Table 3-1-b. Major Tropical Sawnwood Species Imported by ITTO Members**

Country	Year	Latin Name or HS Code	Pilot Name/Local Name	Volume 1000 m <sup>3</sup>	Avg. Price \$/m <sup>3</sup>
U.S.A.	2020	<i>Handroanthus</i> spp.	ipe	36	2340
U.S.A.	2020	<i>Milicia excelsa</i>	iroko	2	403
U.S.A.	2020	<i>Hymenaea courbaril</i>	jatoba/Brazilian cherry	1	919
U.S.A.	2020	<i>Dipterocarpus</i> spp.	keruing	15	975
U.S.A.	2020	<i>Swietenia</i> spp.	mahogany	4	1597
U.S.A.	2020	<i>Entandrophragma cylindricum</i>	sapelli /sapele	20	953
U.S.A.	2020	<i>Tectona grandis</i>	teak	4	4692
U.S.A.	2020	<i>Ocotea porosa</i> & <i>Ochroma pyramidale</i>	virola and imbuia	6	661
U.S.A.	2021	<i>Khaya</i> spp.	acajou d'afrique	10	1054
U.S.A.	2021	<i>Carapa</i> spp.	andiroba/padauk	1	992
U.S.A.	2021	<i>Pouteria</i> spp.	aningre /aniegre/ anegre	0 <sup>R</sup>	620
U.S.A.	2021	<i>Ochroma pyramidale</i>	balsa	10	991
U.S.A.	2021	<i>Cedrela odorata</i>	cedro/Spanish cedar	5	925
U.S.A.	2021	<i>Shorea</i> spp.	dark red meranti	7	1213
U.S.A.	2021	<i>Shorea</i> spp.	light red meranti		
U.S.A.	2021	<i>Shorea rugosa</i>	meranti bakau		
U.S.A.	2021	<i>Handroanthus</i> spp.	ipe	34	2641
U.S.A.	2021	<i>Milicia excelsa</i>	iroko	2	670
U.S.A.	2021	<i>Hymenaea courbaril</i>	jatoba/Brazilian cherry	2	953
U.S.A.	2021	<i>Dipterocarpus</i> spp.	keruing	16	922
U.S.A.	2021	<i>Swietenia</i> spp.	mahogany	10	972
U.S.A.	2021	<i>Entandrophragma cylindricum</i>	sapelli /sapele	27	985
U.S.A.	2021	<i>Tectona grandis</i>	teak	5	4295
U.S.A.	2021	<i>Ocotea porosa</i> & <i>Ochroma pyramidale</i>	virola and imbuia	7	611
<b>PRODUCERS</b>					
<b>Asia-Pacific</b>					
Malaysia	2020	<i>Shorea</i> spp.	dark red meranti	0 <sup>R</sup>	203
Malaysia	2020	<i>Shorea</i> spp.	light red meranti		
Malaysia	2020	<i>Shorea rugosa</i>	meranti bakau		
Malaysia	2020	<i>Dryobalanops</i> spp.	kapur	0 <sup>R</sup>	537
Malaysia	2020	<i>Koompassia malaccensis</i>	kempas	0 <sup>R</sup>	168
Malaysia	2020	<i>Dipterocarpus</i> spp.	keruing	3	745
Malaysia	2020	<i>Intsia</i> spp.	merbau	0 <sup>R</sup>	313
Malaysia	2020	<i>Hevea brasiliensis</i>	rubberwood	17	343
Malaysia	2021	<i>Discorynia guianensis</i>	basalocus	1	253
Malaysia	2021	<i>Shorea</i> spp.	dark red meranti	1	255
Malaysia	2021	<i>Shorea</i> spp.	light red meranti		
Malaysia	2021	<i>Shorea rugosa</i>	meranti bakau		
Malaysia	2021	<i>Dryobalanops</i> spp.	kapur	0 <sup>R</sup>	782
Malaysia	2021	<i>Koompassia malaccensis</i>	kempas	0 <sup>R</sup>	232
Malaysia	2021	<i>Dipterocarpus</i> spp.	keruing	4	688
Malaysia	2021	<i>Intsia</i> spp.	merbau	7	141
Malaysia	2021	<i>Hevea brasiliensis</i>	rubberwood	39	359
Philippines	2020	<i>Shorea albida</i>	alan	1	263
Philippines	2020	<i>Parashorea</i> spp.	white lauan		
Philippines	2020	<i>Shorea</i> spp.	white meranti		
Philippines	2020	<i>Parashorea</i> spp.	white seraya		
Philippines	2020	<i>Shorea</i> spp.	yellow meranti	0 <sup>R</sup>	341
Philippines	2020	<i>Dactylocladus stenostachys</i>	jongkong		
Philippines	2020	<i>Intsia</i> spp.	merbau	0 <sup>R</sup>	757
Philippines	2020	<i>Dryobalanops</i> spp.	kapur		
Philippines	2020	<i>Koompassia malaccensis</i>	kempas		
Philippines	2020	<i>Swietenia macrophylla</i>	mahogany	0 <sup>R</sup>	757
Philippines	2020	<i>Shorea</i> spp.	red meranti	2	773
Philippines	2020	<i>Shorea</i> spp.	light red meranti		
Philippines	2020	<i>Tectona grandis</i>	teak	0 <sup>R</sup>	827

APDX3

T3-1-b

**Table 3-1-b. Major Tropical Sawnwood Species Imported by ITTO Members**

Country	Year	Latin Name or HS Code	Pilot Name/Local Name	Volume 1000 m <sup>3</sup>	Avg. Price \$/m <sup>3</sup>
Philippines	2021	<i>Shorea albida</i>	alan	1	241
Philippines	2021	<i>Parashorea</i> spp.	white lauan		
Philippines	2021	<i>Shorea</i> spp.	white meranti		
Philippines	2021	<i>Parashorea</i> spp.	white seraya		
Philippines	2021	<i>Shorea</i> spp.	yellow meranti		
Philippines	2021	<i>Falcataria falcata</i>	albiza	0 <sup>R</sup>	1645
Philippines	2021	<i>Chlorophora</i> spp.	iroko	1	177
Philippines	2021	<i>Dyera costulata</i>	jelutong	0 <sup>R</sup>	1470
Philippines	2021	<i>Swietenia macrophylla</i>	mahogany	0 <sup>R</sup>	1275
Philippines	2021	<i>Shorea</i> spp.	red meranti	2	953
Philippines	2021	<i>Shorea</i> spp.	light red meranti		
Philippines	2021	<i>Hevea Brasiliensis</i>	rubber	1	1080
Philippines	2021	<i>Entandrophragma cylindricum</i>	sapelli	0 <sup>R</sup>	1333
Philippines	2021	<i>Tectona grandis</i>	teak	0 <sup>R</sup>	1559

**Table 3-1-c. Major Tropical Veneer Species Imported by ITTO Members**

Country	Year	Latin Name or HS Code	Pilot Name/Local Name	Volume 1000 m <sup>3</sup>	Avg. Price \$/m <sup>3</sup>
<b>CONSUMERS</b>					
<b>Asia-Pacific</b>					
Australia	2020	<i>Shorea</i> spp.	dark red meranti	0 <sup>R</sup>	4941
Australia	2020	<i>Shorea</i> spp.	light red meranti		
Australia	2020	<i>Shorea rugosa</i>	meranti bakau		
Australia	2021	<i>Shorea</i> spp.	dark red meranti	0 <sup>R</sup>	6432
Australia	2021	<i>Shorea</i> spp.	light red meranti		
Australia	2021	<i>Shorea rugosa</i>	meranti bakau		
Japan	2020	<i>Shorea</i> spp.	dark red meranti	1	1047
Japan	2021	<i>Pterocarpus soyauxii</i>	padouk	0 <sup>R</sup>	13516
Japan	2021	<i>Tectona grandis</i>	teak	0 <sup>R</sup>	16712
Korea, Rep. of	2020	<i>Shorea</i> spp.	dark red meranti	0 <sup>R</sup>	56881
Korea, Rep. of	2020	<i>Shorea</i> spp.	light red meranti		
Korea, Rep. of	2020	<i>Shorea rugosa</i>	meranti bakau	0 <sup>R</sup>	16710
Korea, Rep. of	2020	<i>Tectona grandis</i>	teak	0 <sup>R</sup>	19570
Korea, Rep. of	2020	<i>Khaya</i> spp.	acajou d'Afrique	5	848
Korea, Rep. of	2020	<i>Triplochyton scleroxylon</i>	obéché		
Korea, Rep. of	2020	<i>Aucoumea klaineana</i>	okoumé		
Korea, Rep. of	2020	<i>Entandrophragma cylindricum</i>	sapelli		
Korea, Rep. of	2020	<i>Entandrophragma utile</i>	sipo		
Korea, Rep. of	2020	<i>Terminalia superba</i>	limba	0 <sup>R</sup>	17569
Korea, Rep. of	2020	<i>Swietenia</i> spp.	mahogany	0 <sup>R</sup>	7761
Korea, Rep. of	2021	<i>Shorea</i> spp.	dark red meranti	0 <sup>R</sup>	47073
Korea, Rep. of	2021	<i>Shorea</i> spp.	light red meranti		
Korea, Rep. of	2021	<i>Shorea rugosa</i>	meranti bakau	0 <sup>R</sup>	3931
Korea, Rep. of	2021	<i>Tectona grandis</i>	teak	0 <sup>R</sup>	17168
Korea, Rep. of	2021	<i>Parashorea</i> spp., <i>Pentacme</i> spp.	white lauan	0 <sup>R</sup>	3090
Korea, Rep. of	2021	<i>Khaya</i> spp.	acajou d'Afrique	5	1043
Korea, Rep. of	2021	<i>Triplochyton scleroxylon</i>	obéché		
Korea, Rep. of	2021	<i>Aucoumea klaineana</i>	okoumé		
Korea, Rep. of	2021	<i>Entandrophragma cylindricum</i>	sapelli		
Korea, Rep. of	2021	<i>Entandrophragma utile</i>	sipo		
Korea, Rep. of	2021	<i>Terminalia superba</i>	limba	0 <sup>R</sup>	13527
Korea, Rep. of	2021	<i>Swietenia</i> spp.	mahogany	0 <sup>R</sup>	22138
<b>EU</b>					
Estonia	2020	<i>Shorea</i> spp.	dark red meranti	0 <sup>R</sup>	9046
Estonia	2020	<i>Shorea</i> spp.	light red meranti		
Estonia	2020	<i>Shorea rugosa</i>	meranti bakau		
Estonia	2020	<i>Khaya</i> spp.	acajou d'Afrique	0 <sup>R</sup>	4923
Estonia	2020	<i>Terminalia superba</i>	limba		
Estonia	2020	<i>Swietenia</i> spp.	mahogany		
Estonia	2020	<i>Aucouméa klainéa</i>	okoumé		
Estonia	2020	<i>Dalbergia decipularis</i>	palissandre de rose		
Estonia	2020	<i>Entandrophragma cylindricum</i>	sapelli		
Estonia	2020	<i>Entandrophragma utile</i>	sipo		
Estonia	2020	<i>Parashorea</i> spp., <i>Pentacme</i> spp.	white lauan		
Estonia	2021	<i>Khaya</i> spp.	acajou d'Afrique	0 <sup>R</sup>	6944
Estonia	2021	<i>Terminalia superba</i>	limba		
Estonia	2021	<i>Swietenia</i> spp.	mahogany		
Estonia	2021	<i>Aucouméa klainéa</i>	okoumé		
Estonia	2021	<i>Dalbergia decipularis</i>	palissandre de rose		
Estonia	2021	<i>Entandrophragma cylindricum</i>	sapelli		
Estonia	2021	<i>Entandrophragma utile</i>	sipo		
Estonia	2021	<i>Parashorea</i> spp., <i>Pentacme</i> spp.	white lauan		

APDX3

T3-1-b

T3-1-c

**Table 3-1-c. Major Tropical Veneer Species Imported by ITTO Members**

Country	Year	Latin Name or HS Code	Pilot Name/Local Name	Volume 1000 m <sup>3</sup>	Avg. Price \$/m <sup>3</sup>
France	2020	<i>Shorea</i> spp.	dark red meranti	79	1337
France	2020	<i>Shorea</i> spp.	light red meranti		
France	2020	<i>Shorea rugosa</i>	meranti bakau		
France	2021	<i>Shorea</i> spp.	dark red meranti	86	1456
France	2021	<i>Shorea</i> spp.	light red meranti		
France	2021	<i>Shorea rugosa</i>	meranti bakau		
Poland	2020	44.08.39		0 <sup>R</sup>	7862
Poland	2021	44.08.39		0 <sup>R</sup>	8311
Slovenia	2020	44.08.39.15	(see accompanying notes)	0 <sup>R</sup>	3534
Slovenia	2020	44.08.39.30		0 <sup>R</sup>	2255
Slovenia	2020	44.08.39.55		0 <sup>R</sup>	5407
Slovenia	2020	44.08.39.70		0 <sup>R</sup>	3661
Slovenia	2020	44.08.39.85		0 <sup>R</sup>	2163
Slovenia	2020	44.08.39.95		0 <sup>R</sup>	2893
Slovenia	2021	44.08.39.15	(see accompanying notes)	0 <sup>R</sup>	6199
Slovenia	2021	44.08.39.30		0 <sup>R</sup>	3141
Slovenia	2021	44.08.39.55		0 <sup>R</sup>	1937
Slovenia	2021	44.08.39.85		0 <sup>R</sup>	3759
Slovenia	2021	44.08.39.95		0 <sup>R</sup>	6862
Spain	2020	<i>Khaya</i> spp.	acajou d'Afrique	10	853
Spain	2020	<i>Terminalia superba</i>	limba		
Spain	2020	<i>Swietenia</i> spp.	mahogany		
Spain	2020	<i>Triplochiton scleroxylon</i>	obeche		
Spain	2020	<i>Aucouméa klainéa</i>	okoumé		
Spain	2020	<i>Dalbergia spruceana</i>	palissandre de para		
Spain	2020	<i>Dalbergia spruceana</i>	palissandre de Rio		
Spain	2020	<i>Dalbergia decipularis</i>	palissandre de rose		
Spain	2020	<i>Entandrophragma cylindricum</i>	sapelli		
Spain	2020	<i>Entandrophragma utile</i>	sipo		
Spain	2020	<i>Dialianthera</i> spp.	virola		
Spain	2020	<i>Parashorea</i> spp., <i>Pentacme</i> spp.	white lauan		
Spain	2020	<i>Shorea</i> spp.	dark red meranti	0 <sup>R</sup>	2934
Spain	2020	<i>Shorea</i> spp.	light red meranti		
Spain	2020	<i>Shorea rugosa</i>	meranti bakau		
Spain	2021	<i>Khaya</i> spp.	acajou d'Afrique	19	561
Spain	2021	<i>Terminalia superba</i>	limba		
Spain	2021	<i>Swietenia</i> spp.	mahogany		
Spain	2021	<i>Triplochiton scleroxylon</i>	obeche		
Spain	2021	<i>Aucouméa klainéa</i>	okoumé		
Spain	2021	<i>Dalbergia spruceana</i>	palissandre de para		
Spain	2021	<i>Dalbergia spruceana</i>	palissandre de Rio		
Spain	2021	<i>Dalbergia decipularis</i>	palissandre de rose		
Spain	2021	<i>Entandrophragma cylindricum</i>	sapelli		
Spain	2021	<i>Entandrophragma utile</i>	sipo		
Spain	2021	<i>Dialianthera</i> spp.	virola		
Spain	2021	<i>Parashorea</i> spp., <i>Pentacme</i> spp.	white lauan		
Spain	2021	<i>Shorea</i> spp.	dark red meranti	0 <sup>R</sup>	8191
Spain	2021	<i>Shorea</i> spp.	light red meranti		
Spain	2021	<i>Shorea rugosa</i>	meranti bakau		

**Table 3-1-c. Major Tropical Veneer Species Imported by ITTO Members**

Country	Year	Latin Name or HS Code	Pilot Name/Local Name	Volume 1000 m <sup>3</sup>	Avg. Price \$/m <sup>3</sup>
Sweden	2020	<i>Shorea</i> spp.	dark red meranti	0 <sup>R</sup>	2711
Sweden	2020	<i>Shorea</i> spp.	light red meranti		
Sweden	2020	<i>Shorea rugosa</i>	meranti bakau		
Sweden	2020	<i>Khaya</i> spp.	acajou d'Afrique	0 <sup>R</sup>	4891
Sweden	2020	<i>Terminalia superba</i>	limba		
Sweden	2020	<i>Swietenia</i> spp.	mahogany		
Sweden	2020	<i>Triplochiton scleroxylon</i>	obeche		
Sweden	2020	<i>Aucouméa klainéa</i>	okoumé		
Sweden	2020	<i>Dalbergia spruceana</i>	palissandre de para		
Sweden	2020	<i>Dalbergia spruceana</i>	palissandre de Rio		
Sweden	2020	<i>Dalbergia decipularis</i>	palissandre de rose		
Sweden	2020	<i>Entandrophragma cylindricum</i>	sapelli		
Sweden	2020	<i>Entandrophragma utile</i>	sipo		
Sweden	2020	<i>Dialianthera</i> spp.	virola		
Sweden	2020	<i>Parashorea</i> spp., <i>Pentacme</i> spp.	white lauan		
<b><u>U.S.A.</u></b>					
U.S.A.	2020	<i>Shorea</i> spp.	dark red meranti	0 <sup>R</sup>	32714
U.S.A.	2020	<i>Shorea</i> spp.	light red meranti		
U.S.A.	2020	<i>Shorea rugosa</i>	meranti bakau		
U.S.A.	2021	<i>Shorea</i> spp.	dark red meranti	0 <sup>R</sup>	61766
U.S.A.	2021	<i>Shorea</i> spp.	light red meranti		
U.S.A.	2021	<i>Shorea rugosa</i>	meranti bakau		
<b><u>PRODUCERS</u></b>					
<b><u>Asia-Pacific</u></b>					
Malaysia	2020	<i>Larix decidua</i>	larch	2	197
Malaysia	2020	<i>Aucoumea klaineana</i>	okoume	3	535
Malaysia	2020	<i>Pinus sylvestris</i>	pine	4	176
Malaysia	2021	<i>Larix decidua</i>	larch	1	273
Malaysia	2021	<i>Aucoumea klaineana</i>	okoume	2	579
Malaysia	2021	<i>Pinus sylvestris</i>	pine	10	201
Philippines	2020	<i>Dyera costulata</i>	jelutong	0 <sup>R</sup>	369
Philippines	2021	<i>Shorea</i> spp.	dark red meranti	0 <sup>R</sup>	975
Philippines	2021	<i>Shorea</i> spp.	light red meranti		
Philippines	2021	<i>Shorea rugosa</i>	meranti bakau		
Philippines	2021	<i>Dyera costulata</i>	jelutong	0 <sup>R</sup>	337

APDX3

T3-1-c

**Table 3-1-d. Major Tropical Plywood Species Imported by ITTO Members**

Country	Year	Latin Name or HS Code	Pilot Name/Local Name	Volume 1000 m <sup>3</sup>	Avg. Price \$/m <sup>3</sup>
<b>CONSUMERS</b>					
<b>Asia-Pacific</b>					
Japan	2020	<i>Shorea</i> spp.	dark red meranti	341	587
Japan	2020	<i>Swietenia macrophylla</i>	mahogany		
Japan	2020	<i>Entandrophragma utile</i>	sipo		
Japan	2021	<i>Shorea</i> spp.	dark red meranti	314	723
Japan	2021	<i>Swietenia macrophylla</i>	mahogany		
Japan	2021	<i>Entandrophragma utile</i>	sipo		
<b>EU</b>					
Cyprus	2020	<i>Khaya</i> spp.	acajou d'Afrique	1	1066
Cyprus	2020	<i>Shorea</i> spp.	dark red meranti		
Cyprus	2020	<i>Shorea</i> spp.	light red meranti		
Cyprus	2020	<i>Terminalia superba</i>	limba		
Cyprus	2020	<i>Swietenia</i> spp.	mahogany		
Cyprus	2021	<i>Khaya</i> spp.	acajou d'Afrique	1	1413
Cyprus	2021	<i>Shorea</i> spp.	dark red meranti		
Cyprus	2021	<i>Shorea</i> spp.	light red meranti		
Cyprus	2021	<i>Terminalia superba</i>	limba		
Cyprus	2021	<i>Swietenia</i> spp.	mahogany		
Estonia	2020	<i>Khaya</i> spp.	acajou d'Afrique	0 <sup>R</sup>	990
Estonia	2020	<i>Shorea</i> spp.	dark red meranti		
Estonia	2020	<i>Shorea</i> spp.	light red meranti		
Estonia	2020	<i>Terminalia superba</i>	limba		
Estonia	2020	<i>Swietenia</i> spp.	mahogany		
Estonia	2020	<i>Triplochiton scleroxylon</i>	obeche		
Estonia	2020	<i>Aucouméa klainéa</i>	okoumé		
Estonia	2020	<i>Dalbergia spruceana</i>	palissandre de para		
Estonia	2020	<i>Dalbergia spruceana</i>	palissandre de Rio		
Estonia	2020	<i>Dalbergia decipularis</i>	palissandre de rose		
Estonia	2020	<i>Entandrophragma cylindricum</i>	sapelli		
Estonia	2020	<i>Entandrophragma utile</i>	sipo		
Estonia	2020	<i>Dialianthera</i> spp.	virola		
Estonia	2020	<i>Parashorea</i> spp., <i>Pentacme</i> spp.	white lauan		
Estonia	2021	<i>Khaya</i> spp.	acajou d'Afrique		
Estonia	2021	<i>Shorea</i> spp.	dark red meranti		
Estonia	2021	<i>Shorea</i> spp.	light red meranti		
Estonia	2021	<i>Terminalia superba</i>	limba		
Estonia	2021	<i>Swietenia</i> spp.	mahogany		
Estonia	2021	<i>Triplochiton scleroxylon</i>	obeche		
Estonia	2021	<i>Aucouméa klainéa</i>	okoumé		
Estonia	2021	<i>Dalbergia spruceana</i>	palissandre de para		
Estonia	2021	<i>Dalbergia spruceana</i>	palissandre de Rio		
Estonia	2021	<i>Dalbergia decipularis</i>	palissandre de rose		
Estonia	2021	<i>Entandrophragma cylindricum</i>	sapelli		
Estonia	2021	<i>Entandrophragma utile</i>	sipo		
Estonia	2021	<i>Dialianthera</i> spp.	virola		
Estonia	2021	<i>Parashorea</i> spp., <i>Pentacme</i> spp.	white lauan		
Poland	2020	44.12.31	(see accompanying notes)	3	1908
Poland	2021	44.12.31	(see accompanying notes)	4	2178
Slovenia	2020	44.12.31.10	(see accompanying notes)	1	1595
Slovenia	2020	44.12.31.90	(see accompanying notes)	15	1317
Slovenia	2020	44.12.99.50	(see accompanying notes)	0 <sup>R</sup>	931
Slovenia	2021	44.12.31.10	(see accompanying notes)	1	1734
Slovenia	2021	44.12.31.90	(see accompanying notes)	19	1474
Slovenia	2021	44.12.99.50	(see accompanying notes)	0 <sup>R</sup>	1546

**Table 3-1-d. Major Tropical Plywood Species Imported by ITTO Members**

Country	Year	Latin Name or HS Code	Pilot Name/Local Name	Volume 1000 m <sup>3</sup>	Avg. Price \$/m <sup>3</sup>
Spain	2020	<i>Khaya</i> spp.	acajou d'Afrique	2	1036
Spain	2020	<i>Shorea</i> spp.	dark red meranti		
Spain	2020	<i>Shorea</i> spp.	light red meranti		
Spain	2020	<i>Terminalia superba</i>	limba		
Spain	2020	<i>Swietenia</i> spp.	mahogany		
Spain	2020	<i>Triplochiton scleroxylon</i>	obeche		
Spain	2020	<i>Aucouméa klainéa</i>	okoumé		
Spain	2020	<i>Dalbergia spruceana</i>	palissandre de para		
Spain	2020	<i>Dalbergia spruceana</i>	palissandre de Rio		
Spain	2020	<i>Dalbergia decipularis</i>	palissandre de rose		
Spain	2020	<i>Entandrophragma cylindricum</i>	sapelli		
Spain	2020	<i>Entandrophragma utile</i>	sipo		
Spain	2020	<i>Dialianthera</i> spp.	virola		
Spain	2020	<i>Parashorea</i> spp., <i>Pentacme</i> spp.	white lauan		
Spain	2021	<i>Khaya</i> spp.	acajou d'Afrique		
Spain	2021	<i>Shorea</i> spp.	dark red meranti		
Spain	2021	<i>Shorea</i> spp.	light red meranti		
Spain	2021	<i>Terminalia superba</i>	limba		
Spain	2021	<i>Swietenia</i> spp.	mahogany		
Spain	2021	<i>Triplochiton scleroxylon</i>	obeche		
Spain	2021	<i>Aucouméa klainéa</i>	okoumé		
Spain	2021	<i>Dalbergia spruceana</i>	palissandre de para		
Spain	2021	<i>Dalbergia spruceana</i>	palissandre de Rio		
Spain	2021	<i>Dalbergia decipularis</i>	palissandre de rose		
Spain	2021	<i>Entandrophragma cylindricum</i>	sapelli		
Spain	2021	<i>Entandrophragma utile</i>	sipo		
Spain	2021	<i>Dialianthera</i> spp.	virola		
Spain	2021	<i>Parashorea</i> spp., <i>Pentacme</i> spp.	white lauan		
Sweden	2020	<i>Khaya</i> spp.	acajou d'Afrique	0 <sup>R</sup>	1876
Sweden	2020	<i>Shorea</i> spp.	dark red meranti		
Sweden	2020	<i>Shorea</i> spp.	light red meranti		
Sweden	2020	<i>Terminalia superba</i>	limba		
Sweden	2020	<i>Swietenia</i> spp.	mahogany		
Sweden	2020	<i>Triplochiton scleroxylon</i>	obeche		
Sweden	2020	<i>Aucouméa klainéa</i>	okoumé		
Sweden	2020	<i>Dalbergia spruceana</i>	palissandre de para		
Sweden	2020	<i>Dalbergia spruceana</i>	palissandre de Rio		
Sweden	2020	<i>Dalbergia decipularis</i>	palissandre de rose		
Sweden	2020	<i>Entandrophragma cylindricum</i>	sapelli		
Sweden	2020	<i>Entandrophragma utile</i>	sipo		
Sweden	2020	<i>Dialianthera</i> spp.	virola		
Sweden	2020	<i>Parashorea</i> spp., <i>Pentacme</i> spp.	white lauan		
<b>U.S.A.</b>					
U.S.A.	2020	<i>Swietenia</i> spp.	mahogany	1	1694
U.S.A.	2020	<i>Cedrela odorata</i>	cedro/Spanish cedar	2	792
U.S.A.	2021	<i>Swietenia</i> spp.	mahogany	0 <sup>R</sup>	1831
U.S.A.	2021	<i>Cedrela odorata</i>	cedro/Spanish cedar	1	824

APDX3  
T3-1-d



**Table 3-2-a. Major Tropical Logs Species Exported by ITTO Members**

Country	Year	Latin Name or HS Code	Pilot Name/Local Name	Volume 1000 m <sup>3</sup>	Avg. Price \$/m <sup>3</sup>
<b>PRODUCERS</b>					
<b>Africa</b>					
Cameroon	2020	<i>Julbernardia pellegriniana</i>	awoura	38	N/A
Cameroon	2020	<i>Lophira alata</i>	azobé	57	N/A
Cameroon	2020	<i>Nuclea diderrichi</i>	bilinga	24	N/A
Cameroon	2020	<i>Piptadeniastrum africanum</i>	dabéma	49	N/A
Cameroon	2020	<i>Pachyelasma tessmannii</i>	eyek	18	N/A
Cameroon	2020	<i>Eribroma oblongum</i>	eyong	18	N/A
Cameroon	2020	<i>Brachestigia leneonsis</i>	naga	15	N/A
Cameroon	2020	<i>Cylicodiscus gabonensis</i>	okan	101	N/A
Cameroon	2020	<i>Erythylum ivorensis</i>	tali	201	N/A
Cameroon	2021	<i>Monopetalanthus</i> spp.	andoung rose	17	N/A
Cameroon	2021	<i>Julbernardia pellegriniana</i>	awoura	68	N/A
Cameroon	2021	<i>Triplochiton scleronxylon</i>	ayous/obéché	18	N/A
Cameroon	2021	<i>Lophira alata</i>	azobé	53	N/A
Cameroon	2021	<i>Nuclea diderrichi</i>	bilinga	26	N/A
Cameroon	2021	<i>Piptadeniastrum africanum</i>	dabéma	44	N/A
Cameroon	2021	<i>Pachyelasma tessmannii</i>	eyek	17	N/A
Cameroon	2021	<i>Eribroma oblongum</i>	eyong	14	N/A
Cameroon	2021	<i>Cylicodiscus gabonensis</i>	okan	125	N/A
Cameroon	2021	<i>Erythylum ivorensis</i>	tali	167	N/A
Central Afr. Rep.	2020	<i>Swietenia macrophylla</i>	acajou	0 <sup>RI</sup>	912
Central Afr. Rep.	2020	<i>Aningeria</i> spp.	aniégré	0 <sup>RI</sup>	1202
Central Afr. Rep.	2020	<i>Triplochiton scleronxylon</i>	ayous	7 <sup>I</sup>	852
Central Afr. Rep.	2020	<i>Lophira alata</i>	azobé	3 <sup>I</sup>	210
Central Afr. Rep.	2020	<i>Mansonia altissima</i>	bété	0 <sup>RI</sup>	210
Central Afr. Rep.	2020	<i>Autranella congolensis</i>	mukulungu	22 <sup>I</sup>	955
Central Afr. Rep.	2020	<i>Entandrophragma cylindricum</i>	sapelli	101 <sup>I</sup>	350
Central Afr. Rep.	2021	<i>Swietenia macrophylla</i>	acajou	0 <sup>RI</sup>	127
Central Afr. Rep.	2021	<i>Aningeria</i> spp.	aniégré	1 <sup>I</sup>	709
Central Afr. Rep.	2021	<i>Triplochiton scleronxylon</i>	ayous	2 <sup>I</sup>	170
Central Afr. Rep.	2021	<i>Lophira alata</i>	azobé	0 <sup>RI</sup>	89
Central Afr. Rep.	2021	<i>Mansonia altissima</i>	bété	0 <sup>RI</sup>	75
Central Afr. Rep.	2021	<i>Chrysophyllum</i> spp.	longhi	0 <sup>RI</sup>	100
Central Afr. Rep.	2021	<i>Autranella congolensis</i>	mukulungu	2 <sup>I</sup>	244
Central Afr. Rep.	2021	<i>Pterocarpus soyauxii</i>	padouk	5 <sup>I</sup>	75
Central Afr. Rep.	2021	<i>Entandrophragma cylindricum</i>	sapelli	99 <sup>I</sup>	400
Ghana	2020	<i>Gmelina arborea</i>	gmelina	1	142
Ghana	2020	<i>Tectona grandis</i>	teak	24	299
Ghana	2021	<i>Eucalyptus camaldulensis</i>	eucalyptus	0 <sup>R</sup>	45
Ghana	2021	<i>Gmelina arborea</i>	gmelina	2	156
Ghana	2021	<i>Tectona grandis</i>	teak	42	353
Mali	2020	<i>Swietenia</i> spp.	acajou	0 <sup>R</sup>	1154
Mali	2021	<i>Swietenia</i> spp.	acajou	0 <sup>RI</sup>	1595
<b>Asia-Pacific</b>					
Malaysia	2020	<i>Austrobuxus</i> spp.	arau	6	229
Malaysia	2020	<i>Shorea</i> spp.	balau	0 <sup>R</sup>	291
Malaysia	2020	<i>Agathis</i> spp.	bindang/damar minyak/agathis	8	188
Malaysia	2020	<i>Dryobalanops</i> spp.	kapur	53	244
Malaysia	2020	<i>Dialium</i> spp.	keranji	1	173
Malaysia	2020	<i>Dipterocarpus</i> spp.	keruing	32	178
Malaysia	2020	<i>Shorea</i> spp.	meranti	311	163
Malaysia	2020	<i>Hopea</i> spp.	merawan	0	227
Malaysia	2020	<i>Anisoptera</i> spp.	mersawa	3	177
Malaysia	2020	<i>Palaquium</i> spp.	nyatoh	1	143
Malaysia	2020	<i>Mesua ferrea</i>	penaga	0 <sup>R</sup>	243
Malaysia	2020	<i>Cotylelobium</i> spp.	resak	6	172
Malaysia	2020	<i>Shorea</i> spp.	selangan batu/balau	43	318
Malaysia	2020	<i>Tristanopsis obovata</i>	selunsur	1	163
Malaysia	2021	<i>Austrobuxus</i> spp.	arau	4	250
Malaysia	2021	<i>Shorea</i> spp.	balau	0 <sup>R</sup>	468

**Table 3-2-a. Major Tropical Logs Species Exported by ITTO Members**

Country	Year	Latin Name or HS Code	Pilot Name/Local Name	Volume 1000 m <sup>3</sup>	Avg. Price \$/m <sup>3</sup>
Malaysia	2021	<i>Agathis</i> spp.	bindang/damar minyak/agathis	1	197
Malaysia	2021	<i>Dryobalanops</i> spp.	kapur	49	300
Malaysia	2021	<i>Dialium</i> spp.	keranji	1	174
Malaysia	2021	<i>Dipterocarpus</i> spp.	keruing	34	227
Malaysia	2021	<i>Shorea</i> spp.	meranti	370	198
Malaysia	2021	<i>Anisoptera</i> spp.	mersawa	3	230
Malaysia	2021	<i>Palaquium</i> spp.	nyatoh	1	161
Malaysia	2021	<i>Mesua ferrea</i>	penaga	0 <sup>R</sup>	243
Malaysia	2021	<i>Cotylelobium</i> spp.	resak	4	218
Malaysia	2021	<i>Shorea</i> spp.	selangan batu/balau	39	363
<b>Latin America</b>					
Suriname	2020	<i>Dicorynia guianensis</i>	basalocus	142	160
Suriname	2020	<i>Martiodendron parviflorum</i>	bosmahonie	12	160
Suriname	2020	<i>Vouacapoua americana</i>	bruinhart	15	160
Suriname	2020	<i>Erisma uncinatum</i>	felikwari	2	160
Suriname	2020	<i>Qualea</i> spp.	grofolo	12	160
Suriname	2020	<i>Bagassa guianensis</i>	kaw-udu	7	160
Suriname	2020	<i>Goupia glabra</i>	kopi	29	160
Suriname	2020	<i>Hymenolobium flavum</i>	maka-kabbes	25	160
Suriname	2021	<i>Dicorynia guianensis</i>	basalocus	103	200
Suriname	2021	<i>Martiodendron parviflorum</i>	bosmahonie	22	2010
Suriname	2021	<i>Vouacapoua americana</i>	bruinhart	13	200
Suriname	2021	<i>Erisma uncinatum</i>	felikwari	11	200
Suriname	2021	<i>Qualea</i> spp.	grofolo	38	200
Suriname	2021	<i>Bagassa guianensis</i>	kaw-udu	11	200
Suriname	2021	<i>Goupia glabra</i>	kopi	20	200
Suriname	2021	<i>Hymenolobium flavum</i>	maka-kabbes	25	200
Trinidad and Tobago	2020	<i>Tectona grandis</i>	teak	0 <sup>R</sup>	650
<b>CONSUMERS</b>					
<b>Asia-Pacific</b>					
Australia	2020	<i>Shorea</i> spp.	dark red meranti	] 1 <sup>I</sup>	197
Australia	2020	<i>Shorea</i> spp.	light red meranti		
Australia	2020	<i>Shorea rugosa</i>	meranti bakau		
<b>EU</b>					
France	2020	<i>Khaya</i> spp.	acajou d'Afrique	] 0 <sup>R</sup>	1641
France	2020	<i>Chlorophora</i> spp.	iroko		
France	2020	<i>Entandrophragma cylindricum</i>	sapelli		
France	2020	<i>Aucoumea klaineana</i>	okoumé	] 1	311
France	2020	<i>Entandrophragma utile</i>	sipo		
France	2021	<i>Khaya</i> spp.	acajou d'Afrique	] 0 <sup>R</sup>	1308
France	2021	<i>Chlorophora</i> spp.	iroko		
France	2021	<i>Entandrophragma cylindricum</i>	sapelli		
France	2021	<i>Aucoumea klaineana</i>	okoumé	] 0 <sup>R</sup>	982
France	2021	<i>Entandrophragma utile</i>	sipo		
Poland	2019	44.03.41	(see accompanying notes)	0 <sup>R</sup>	1380
Poland	2019	44.03.49		0 <sup>R</sup>	1353
Poland	2020	44.03.41	(see accompanying notes)	0 <sup>R</sup>	1377
Poland	2020	44.03.49		0 <sup>R</sup>	94
Poland	2021	44.03.41	(see accompanying notes)	0 <sup>R</sup>	1465
Poland	2021	44.03.49		0 <sup>R</sup>	380
Slovenia	2020	44.03.49.10	(see accompanying notes)	0 <sup>R</sup>	901
Slovenia	2020	44.03.49.85		0 <sup>R</sup>	94
Slovenia	2021	44.03.49.85	(see accompanying notes)	0 <sup>R</sup>	1431

APDX3

T3-2-a

**Table 3-2-a. Major Tropical Logs Species Exported by ITTO Members**

Country	Year	Latin Name or HS Code	Pilot Name/Local Name	Volume 1000 m <sup>3</sup>	Avg. Price \$/m <sup>3</sup>
Spain	2020	<i>Khaya</i> spp.	acajou d'Afrique	0 <sup>R</sup>	2190
Spain	2020	<i>Chlorophora</i> spp.	iroko		
Spain	2020	<i>Entandrophragma cylindricum</i>	sapelli		
Spain	2021	<i>Khaya</i> spp.	acajou d'Afrique	0 <sup>R</sup>	1579
Spain	2021	<i>Chlorophora</i> spp.	iroko		
Spain	2021	<i>Entandrophragma cylindricum</i>	sapelli		
Sweden	2020	<i>Khaya</i> spp.	acajou d'Afrique	0 <sup>R</sup>	2901
Sweden	2020	<i>Chlorophora</i> spp.	iroko		
Sweden	2020	<i>Entandrophragma cylindricum</i>	sapelli		
<b><u>U.S.A.</u></b>					
U.S.A.	2020	<i>Shorea</i> spp.	dark red meranti	2	267
U.S.A.	2020	<i>Shorea</i> spp.	light red meranti		
U.S.A.	2020	<i>Shorea rugosa</i>	meranti bakau		
U.S.A.	2021	<i>Shorea</i> spp.	dark red meranti	1	131
U.S.A.	2021	<i>Shorea</i> spp.	light red meranti		
U.S.A.	2021	<i>Shorea rugosa</i>	meranti bakau		

**Table 3-2-b. Major Tropical Sawnwood Species Exported by ITTO Members**

Country	Year	Latin Name or HS Code	Pilot Name/Local Name	Volume 1000 m <sup>3</sup>	Avg. Price \$/m <sup>3</sup>
<b>PRODUCERS</b>					
<b>Africa</b>					
Cameroon	2020	<i>Triplochiton scleronxylon</i>	ayous	156	N/A
Cameroon	2020	<i>Lophira alata</i>	azobé	26	N/A
Cameroon	2020	<i>Azelia</i> spp.	doussié	16	N/A
Cameroon	2020	<i>Terminalia superba</i>	fraké	43	N/A
Cameroon	2020	<i>Chlofora exersa</i>	iroko	97	N/A
Cameroon	2020	<i>Pterocarpus soyauxii</i>	padouk	18	N/A
Cameroon	2020	<i>Entandrophragma cylindricum</i>	sapelli	118	N/A
Cameroon	2020	<i>Entandrophragma utile</i>	sipo	15	N/A
Cameroon	2020	<i>Erythylum ivorensis</i>	tali	125	N/A
Cameroon	2021	<i>Julbernardia pellegriniana</i>	awoura	16	N/A
Cameroon	2021	<i>Triplochiton scleronxylon</i>	ayous/obéché	181	N/A
Cameroon	2021	<i>Lophira alata</i>	azobé	23	N/A
Cameroon	2021	<i>Lovoa</i> spp.	dibétou	12	N/A
Cameroon	2021	<i>Azelia africana</i>	doussié blanc	14	N/A
Cameroon	2021	<i>Terminalia superba</i>	fraké	40	N/A
Cameroon	2021	<i>Chlofora exersa</i>	iroko	58	N/A
Cameroon	2021	<i>Pterocarpus soyauxii</i>	padouk rouge	24	N/A
Cameroon	2021	<i>Entandrophragma cylindricum</i>	sapelli	133	N/A
Cameroon	2021	<i>Erythylum ivorensis</i>	tali	105	N/A
Ghana	2020	<i>Cedrella odorata</i>	cedrela	2	731
Ghana	2020	<i>Piptadeniastrum africanum</i>	dahoma	2	399
Ghana	2020	<i>Cylicodiscus gabunensis</i>	denya	8	447
Ghana	2020	<i>Lophira alata</i>	kako/ekki	1	408
Ghana	2020	<i>Pterygota macrocarpa</i>	koto/kyere	1	591
Ghana	2020	<i>Khaya ivorensis</i>	mahogany	4	767
Ghana	2020	<i>Heritiera utilis</i>	niangon	2	573
Ghana	2020	<i>Milicia excelsa</i>	odum	1	873
Ghana	2020	<i>Terminalia superba</i>	ofram	2	379
Ghana	2020	<i>Azelia africana</i>	papao	2	785
Ghana	2020	<i>Pterocarpus erinaceus</i>	rosewood	8	518
Ghana	2020	<i>Entandrophragma cylindricum</i>	sapele	1	777
Ghana	2020	<i>Daniellia oliveri</i>	senya	3	391
Ghana	2020	<i>Tectona grandis</i>	teak	84	350
Ghana	2020	<i>Triplochiton scleroxylon</i>	wawa	17	419
Ghana	2021	<i>Cedrella odorata</i>	cedrela	3	762
Ghana	2021	<i>Piptadeniastrum africanum</i>	dahoma	3	414
Ghana	2021	<i>Cylicodiscus gabunensis</i>	denya	10	476
Ghana	2021	<i>Lophira alata</i>	kako/ekki	4	516
Ghana	2021	<i>Pterygota macrocarpa</i>	koto/kyere	2	601
Ghana	2021	<i>Khaya ivorensis</i>	mahogany	5	828
Ghana	2021	<i>Heritiera utilis</i>	niangon	2	763
Ghana	2021	<i>Milicia excelsa</i>	odum	2	887
Ghana	2021	<i>Terminalia superba</i>	ofram	4	400
Ghana	2021	<i>Azelia africana</i>	papao	2	875
Ghana	2021	<i>Pterocarpus erinaceus</i>	rosewood	1	597
Ghana	2021	<i>Entandrophragma cylindricum</i>	sapele	2	739
Ghana	2021	<i>Daniellia oliveri</i>	senya	3	441
Ghana	2021	<i>Tectona grandis</i>	teak	121	386
Ghana	2021	<i>Triplochiton scleroxylon</i>	wawa	21	427
<b>Asia-Pacific</b>					
Malaysia	2020	<i>Shorea albida</i>	alan	39	390
Malaysia	2020	<i>Parashorea</i> spp.	white lauan		
Malaysia	2020	<i>Shorea</i> spp.	white meranti		
Malaysia	2020	<i>Parashorea</i> spp.	white seraya		
Malaysia	2020	<i>Shorea</i> spp.	yellow meranti		
Malaysia	2020	<i>Shorea</i> spp.	balau	20	571
Malaysia	2020	<i>Dicorynia guianensis</i>	basalocus	0 <sup>R</sup>	547
Malaysia	2020	<i>Agathis</i> spp.	bindang/damar minyak/agathis	1	544
Malaysia	2020	<i>Madhuca</i> spp.	bitis	0 <sup>R</sup>	451
Malaysia	2020	<i>Shorea</i> spp.	dark red meranti	0 <sup>R</sup>	585

APDX3

T3-2-a

T3-2-b

**Table 3-2-b. Major Tropical Sawnwood Species Exported by ITTO Members**

Country	Year	Latin Name or HS Code	Pilot Name/Local Name	Volume 1000 m <sup>3</sup>	Avg. Price \$/m <sup>3</sup>
Malaysia	2020	<i>Shorea</i> spp.	dark red meranti	278	525
Malaysia	2020	<i>Shorea</i> spp.	light red meranti		
Malaysia	2020	<i>Couratari</i> spp.	ingipipa	0 <sup>R</sup>	586
Malaysia	2020	<i>Dyera costulata</i>	jelutong	0 <sup>R</sup>	420
Malaysia	2020	<i>Dryobalanops</i> spp.	kapur	59	442
Malaysia	2020	<i>Syzygium buettnerianum</i>	kelat/ubah	3	352
Malaysia	2020	<i>Koompassia malaccensis</i>	kempas	48	469
Malaysia	2020	<i>Dialium</i> spp.	keranji	1	437
Malaysia	2020	<i>Dipterocarpus</i> spp.	keruing	76	491
Malaysia	2020	<i>Pradosia ptychandra</i>	kimboto	0 <sup>R</sup>	362
Malaysia	2020	<i>Hymenolobium excelsum</i>	maka kabbes	0 <sup>R</sup>	1186
Malaysia	2020	<i>Koompassia malaccensis</i>	menggris/kempas	0 <sup>R</sup>	394
Malaysia	2020	<i>Shorea</i> spp.	meranti	11	480
Malaysia	2020	<i>Intsia bijuga</i>	merbau	22	563
Malaysia	2020	<i>Anisoptera</i> spp.	mersawa	0 <sup>R</sup>	226
Malaysia	2020	<i>Shorea</i> spp.	red meranti	14	408
Malaysia	2020	<i>Parashorea</i> spp.	red seraya	16	560
Malaysia	2020	<i>Cotylelobium</i> spp.	resak	0 <sup>R</sup>	325
Malaysia	2020	<i>Hevea brasiliensis</i>	rubberwood	65	382
Malaysia	2020	<i>Shorea</i> spp.	selangan batu	7	744
Malaysia	2020	<i>Tristaniopsis obovata</i>	selunsur	1	470
Malaysia	2020	<i>Koompassia excelsa</i>	tapang/tualang	1	415
Malaysia	2020	<i>Parashorea</i> spp.	white seraya	1	1072
Malaysia	2020	<i>Shorea</i> spp.	yellow meranti	3	399
Malaysia	2020	<i>Parashorea</i> spp.	yellow seraya	2	672
Malaysia	2021	<i>Shorea albida</i>	alan	32	459
Malaysia	2021	<i>Parashorea</i> spp.	white lauan		
Malaysia	2021	<i>Shorea</i> spp.	white meranti		
Malaysia	2021	<i>Parashorea</i> spp.	white seraya		
Malaysia	2021	<i>Shorea</i> spp.	yellow meranti		
Malaysia	2021	<i>Shorea</i> spp.	balau	22	572
Malaysia	2021	<i>Agathis</i> spp.	bindang/damar minyak/agathis	1	603
Malaysia	2021	<i>Acacia harpophylla</i>	brigalow	0 <sup>R</sup>	283
Malaysia	2021	<i>Shorea</i> spp.	dark red meranti	0 <sup>R</sup>	756
Malaysia	2021	<i>Shorea</i> spp.	dark red meranti	263	625
Malaysia	2021	<i>Shorea</i> spp.	light red meranti		
Malaysia	2021	<i>Tabebuia serratifolia</i>	groenhart	0 <sup>R</sup>	1548
Malaysia	2021	<i>Handroanthus heptaphyllus</i>	ironwood	0 <sup>R</sup>	271
Malaysia	2021	<i>Dyera costulata</i>	jelutong	0 <sup>R</sup>	417
Malaysia	2021	<i>Dryobalanops</i> spp.	kapur	44	496
Malaysia	2021	<i>Syzygium buettnerianum</i>	kelat/ubah	2	420
Malaysia	2021	<i>Koompassia malaccensis</i>	kempas	46	486
Malaysia	2021	<i>Dialium</i> spp.	keranji	1	463
Malaysia	2021	<i>Dipterocarpus</i> spp.	keruing	85	533
Malaysia	2021	<i>Homalium</i> spp.	lancewood	0 <sup>R</sup>	321
Malaysia	2021	<i>Hymenolobium excelsum</i>	maka kabbes	0 <sup>R</sup>	1064
Malaysia	2021	<i>Shorea</i> spp.	meranti	10	526
Malaysia	2021	<i>Intsia bijuga</i>	merbau	13	551
Malaysia	2021	<i>Anisoptera</i> spp.	mersawa	0 <sup>R</sup>	271
Malaysia	2021	<i>Vatairea paraensis</i>	purperheart	0 <sup>R</sup>	817
Malaysia	2021	<i>Eucalyptus sideroxylon</i>	red ironbark	0 <sup>R</sup>	385
Malaysia	2021	<i>Shorea</i> spp.	red meranti	10	466
Malaysia	2021	<i>Parashorea</i> spp.	red seraya	29	627
Malaysia	2021	<i>Cotylelobium</i> spp.	resak	0 <sup>R</sup>	506
Malaysia	2021	<i>Hymenaea</i> spp.	rode lokus (jatoba)	0 <sup>R</sup>	985
Malaysia	2021	<i>Hevea brasiliensis</i>	rubberwood	67	431
Malaysia	2021	<i>Shorea</i> spp.	selangan batu	6	717
Malaysia	2021	<i>Tristaniopsis obovata</i>	selunsur	1	417
Malaysia	2021	<i>Corymbia maculata</i>	spotted gum	0 <sup>R</sup>	256
Malaysia	2021	<i>Parashorea</i> spp.	white seraya	3	854
Malaysia	2021	<i>Shorea</i> spp.	yellow meranti	3	530
Malaysia	2021	<i>Parashorea</i> spp.	yellow seraya	3	586

**Table 3-2-b. Major Tropical Sawnwood Species Exported by ITTO Members**

Country	Year	Latin Name or HS Code	Pilot Name/Local Name	Volume 1000 m <sup>3</sup>	Avg. Price \$/m <sup>3</sup>
Myanmar	2020	<i>Tectona grandis</i>	teak	32	1743
Philippines	2020	<i>Swietenia</i> spp.	mahogany	0 <sup>R</sup>	1448
Philippines	2020	<i>Shorea</i> spp.	dark red meranti	] 0 <sup>R</sup>	1412
Philippines	2020	<i>Shorea</i> spp.	light red meranti		
Philippines	2020	<i>Shorea</i> spp.	meranti bakau		
Philippines	2020	<i>Dyera costulata</i>	jelutong	1	433
Philippines	2020	<i>Dryobalanops</i> spp.	kapur	13	81
Philippines	2020	<i>Dipterocarpus</i> spp.	keruing	0 <sup>R</sup>	81
Philippines	2020	<i>Dactylocladus stenostachys</i>	jongkong	] 216	97
Philippines	2020	<i>Intsia</i> spp.	merbau		
Philippines	2021	<i>Falcataria falcata</i>	albiza	266	102
Philippines	2021	<i>Shorea</i> spp.	dark red meranti	] 0 <sup>R</sup>	1415
Philippines	2021	<i>Shorea</i> spp.	light red meranti		
Philippines	2021	<i>Shorea</i> spp.	meranti bakau		
Philippines	2021	<i>Dyera costulata</i>	jelutong	1	228
Philippines	2021	<i>Dryobalanops</i> spp.	kapur	40	66
Philippines	2021	<i>Swietenia</i> spp.	mahogany	0 <sup>R</sup>	561
Viet Nam	2020	<i>Acacia</i> spp.	acacia	74 <sup>I</sup>	119
Viet Nam	2021	<i>Acacia</i> spp.	acacia	203 <sup>I</sup>	107
<b>Latin America</b>					
Colombia	2020	<i>Ochroma lagopus</i>	balsa	] 1	3996
Colombia	2020	<i>Phoebe porosa</i>	imbuia		
Colombia	2020	<i>Dialianthera</i> spp.	virola		
Colombia	2021	<i>Ochroma lagopus</i>	balsa	] 1	2309
Colombia	2021	<i>Phoebe porosa</i>	imbuia		
Colombia	2021	<i>Dialianthera</i> spp.	virola		
Suriname	2020	<i>Dicorynia guianensis</i>	basralocus	7	317
Suriname	2020	<i>Erisma uncinatum</i>	felikwari	0 <sup>R</sup>	161
Suriname	2020	<i>Terminalia guyanensis</i>	gindiya-udu	1	99
Suriname	2020	<i>Tabebuia serratifolia</i>	groenhart	1	313
Suriname	2020	<i>Tabebuia capitata</i>	makagrinn	1	348
Suriname	2020	<i>Hymenolobium flavum</i>	maka-kabbes	1	322
Suriname	2020	<i>Bolletrie</i>	manilkara bidentata	3	333
Suriname	2020	<i>Peltogyne paniculata</i>	purperhart	0 <sup>R</sup>	324
Suriname	2021	<i>Dicorynia guianensis</i>	basralocus	6	315
Suriname	2021	<i>Erisma uncinatum</i>	felikwari	0 <sup>R</sup>	304
Suriname	2021	<i>Terminalia guyanensis</i>	gindiya-udu	1	326
Suriname	2021	<i>Tabebuia serratifolia</i>	groenhart	1	308
Suriname	2021	<i>Tabebuia capitata</i>	makagrinn	2	328
Suriname	2021	<i>Hymenolobium flavum</i>	maka-kabbes	1	311
Suriname	2021	<i>Bolletrie</i>	manilkara bidentata	1	319
Suriname	2021	<i>Peltogyne paniculata</i>	purperhart	1	306
<b>CONSUMERS</b>					
<b>Asia-Pacific</b>					
Australia	2020	<i>Ochroma lagopus</i>	balsa	] 0 <sup>R</sup>	1612
Australia	2020	<i>Phoebe porosa</i>	imbuia		
Australia	2020	<i>Dialianthera</i> spp.	virola		
Australia	2020	<i>Ochroma lagopus</i>	balsa	] 0 <sup>R</sup>	1612
Australia	2020	<i>Phoebe porosa</i>	imbuia		
Australia	2020	<i>Dialianthera</i> spp.	virola		
Australia	2020	<i>Parashorea</i> spp., <i>Pentacme</i> spp.	dark red meranti	] 0 <sup>R</sup>	1538
Australia	2020	<i>Shorea</i> spp.	light red meranti		
Australia	2020	<i>Parashorea</i> spp.	meranti bakau		
Australia	2021	<i>Ochroma lagopus</i>	balsa	] 1 <sup>I</sup>	1330
Australia	2021	<i>Phoebe porosa</i>	imbuia		
Australia	2021	<i>Dialianthera</i> spp.	virola		

APDX3

T3-2-b

**Table 3-2-b. Major Tropical Sawnwood Species Exported by ITTO Members**

Country	Year	Latin Name or HS Code	Pilot Name/Local Name	Volume 1000 m <sup>3</sup>	Avg. Price \$/m <sup>3</sup>
Korea, Rep. of	2020	<i>Dyera costulata</i>	jelutong	0 <sup>R</sup>	1585
Korea, Rep. of	2020	<i>Dactylocladus stenostachys</i>	jongkong		
Korea, Rep. of	2020	<i>Dryobalanops</i> spp.	kapur		
Korea, Rep. of	2020	<i>Koompassia malaccensis</i>	kempas		
Korea, Rep. of	2020	<i>Dipterocarpus</i> spp.	keruing		
Korea, Rep. of	2020	<i>Intsia</i> spp.	merbau		
Korea, Rep. of	2020	<i>Gonystylus</i> spp.	ramin		
Korea, Rep. of	2020	<i>Khaya</i> spp.	acajou d'Afrique	0 <sup>RI</sup>	250
Korea, Rep. of	2020	<i>Chlorophora</i> spp.	iroko		
Korea, Rep. of	2020	<i>Tieghella heckelii</i>	makore		
Korea, Rep. of	2020	<i>Triplochyton scleroxylon</i>	obéché		
Korea, Rep. of	2020	<i>Aucoumea klaineana</i>	okoumé		
Korea, Rep. of	2020	<i>Entandrophragma cylindricum</i>	sapelli		
Korea, Rep. of	2020	<i>Entandrophragma utile</i>	sipo		
Korea, Rep. of	2021	<i>Ochroma lagopus</i>	balsa	0 <sup>R</sup>	6129
Korea, Rep. of	2021	<i>Phoebe porosa</i>	imbuia		
Korea, Rep. of	2021	<i>Dialianthera</i> spp.	virola		
Korea, Rep. of	2021	<i>Dyera costulata</i>	jelutong	0 <sup>R</sup>	169
Korea, Rep. of	2021	<i>Dactylocladus stenostachys</i>	jongkong		
Korea, Rep. of	2021	<i>Dryobalanops</i> spp.	kapur		
Korea, Rep. of	2021	<i>Koompassia malaccensis</i>	kempas		
Korea, Rep. of	2021	<i>Dipterocarpus</i> spp.	keruing		
Korea, Rep. of	2021	<i>Intsia</i> spp.	merbau		
Korea, Rep. of	2021	<i>Gonystylus</i> spp.	ramin		
<b>EU</b>					
Estonia	2021	<i>Swietenia</i> spp.	mahogany	0 <sup>R</sup>	1956
Estonia	2021	<i>Ochroma lagopus</i>	balsa	0 <sup>R</sup>	771
Estonia	2021	<i>Phoebe porosa</i>	imbuia		
Estonia	2021	<i>Dialianthera</i> spp.	virola		
Estonia	2021	<i>Chlorophora</i> spp.	iroko	0 <sup>R</sup>	1501
France	2020	<i>Swietenia</i> spp.	mahogany	3	1524
France	2021	<i>Swietenia</i> spp.	mahogany	5	1507
Poland	2020	44.07.22	(see accompanying notes)	4	5788
Poland	2020	44.07.25		0 <sup>R</sup>	1712
Poland	2020	44.07.26		0 <sup>R</sup>	1527
Poland	2020	44.07.28		0 <sup>R</sup>	1119
Poland	2020	44.07.29		0 <sup>R</sup>	3927
Poland	2021	44.07.22	(see accompanying notes)	3	7356
Poland	2021	44.07.25		0 <sup>R</sup>	1776
Poland	2021	44.07.28		0 <sup>R</sup>	929
Poland	2021	44.07.29		0 <sup>R</sup>	7375
Slovenia	2020	44.07.21.99	(see accompanying notes)	0 <sup>R</sup>	1271
Slovenia	2020	44.07.22.91		0 <sup>R</sup>	16369
Slovenia	2020	44.07.25.90		0 <sup>R</sup>	1298
Slovenia	2020	44.07.27.99		0 <sup>R</sup>	1158
Slovenia	2020	44.07.28.99		0 <sup>R</sup>	1263
Slovenia	2020	44.07.29.15		0 <sup>R</sup>	711
Slovenia	2020	44.07.29.83		0 <sup>R</sup>	2959
Slovenia	2020	44.07.29.95		0 <sup>R</sup>	3861
Slovenia	2020	44.07.29.96		0 <sup>R</sup>	1390
Slovenia	2020	44.07.29.97		0 <sup>R</sup>	33575
Slovenia	2020	44.07.29.98		0 <sup>R</sup>	2904
Slovenia	2021	44.07.21.99	(see accompanying notes)	0 <sup>R</sup>	1429
Slovenia	2021	44.07.22.91		0 <sup>R</sup>	2223
Slovenia	2021	44.07.27.99		0 <sup>R</sup>	1029
Slovenia	2021	44.07.28.99		0 <sup>R</sup>	1451
Slovenia	2021	44.07.29.83		0 <sup>R</sup>	2846
Slovenia	2021	44.07.29.85		0 <sup>RI</sup>	1602
Slovenia	2021	44.07.29.95		0 <sup>R</sup>	4395
Slovenia	2021	44.07.29.96		0 <sup>R</sup>	1444
Slovenia	2021	44.07.29.98		0 <sup>R</sup>	4326



**Table 3-2-b. Major Tropical Sawnwood Species Exported by ITTO Members**

Country	Year	Latin Name or HS Code	Pilot Name/Local Name	Volume 1000 m <sup>3</sup>	Avg. Price \$/m <sup>3</sup>
Spain	2020	<i>Chlorophora</i> spp.	iroko	0 <sup>R</sup>	1042
Spain	2020	<i>Entandrophragma cylindricum</i>	sapelli	1	1017
Spain	2020	<i>Swietenia</i> spp.	mahogany	0 <sup>R</sup>	1428
Spain	2020	<i>Ochroma lagopus</i>	balsa	1	8072
Spain	2020	<i>Phoebe porosa</i>	imbuia		
Spain	2020	<i>Dialianthera</i> spp.	virola		
Spain	2021	<i>Chlorophora</i> spp.	iroko	0 <sup>R</sup>	1555
Spain	2021	<i>Entandrophragma cylindricum</i>	sapelli	2	1148
Spain	2021	<i>Swietenia</i> spp.	mahogany	0 <sup>R</sup>	480
Spain	2021	<i>Mitragyna</i> spp.	abura	0 <sup>R</sup>	1433
Spain	2021	<i>Khaya</i> spp.	acajou d'Afrique		
Spain	2021	<i>Pericopsis elata</i>	afromosie		
Spain	2021	<i>Antiaris africana</i>	ako		
Spain	2021	<i>Carapa guianensis</i>	andiroba		
Spain	2021	<i>Aningeria</i> spp.	aningré		
Spain	2021	<i>Turraeanthus africana</i>	avodiré		
Spain	2021	<i>Iophira alata</i>	azobé		
Spain	2021	<i>Shorea</i> spp.	balau		
Spain	2021	<i>Guarea cedrata</i>	bossé clair		
Spain	2021	<i>Guarea thompsonii</i>	bossé foncé		
Spain	2021	<i>Prioria copaifera</i>	cativo		
Spain	2021	<i>Cedrella fissilis</i>	cedro		
Spain	2021	<i>Piptadeniastrum africanum</i>	dabema		
Spain	2021	<i>Lovoa</i> spp.	dibétou		
Spain	2021	<i>Azelia africana</i>	doussié		
Spain	2021	<i>Terminalia ivorensis</i>	framiré		
Spain	2021	<i>Cordia goeldiana</i>	freijo		
Spain	2021	<i>Ceiba pentandra</i>	fromager		
Spain	2021	<i>Ceiba pentandra</i>	fuma		
Spain	2021	<i>Cratogeomys</i> spp.	geronggang		
Spain	2021	<i>Pycnanthus angolensis</i>	ilomba		
Spain	2021	<i>Handroanthus heptaphyllus</i>	ipé		
Spain	2021	<i>Erismia</i> spp.	jaboty		
Spain	2021	<i>Dyera costulata</i>	jelutong		
Spain	2021	<i>Cariniana legalis</i>	jequitiba		
Spain	2021	<i>Dactylocladus stenostachys</i>	jongkong		
Spain	2021	<i>Dryobalanops</i> spp.	kapur		
Spain	2021	<i>Ochroma lagopus</i>	balsa	0	13386
Spain	2021	<i>Phoebe porosa</i>	imbuia		
Spain	2021	<i>Dialianthera</i> spp.	virola		
Spain	2021	<i>Dalbergia spruceana</i>	palissandre de para	0 <sup>R</sup>	8721
Spain	2021	<i>Dalbergia spruceana</i>	palissandre de Rio		
Spain	2021	<i>Dalbergia decipularis</i>	palissandre de rose		
Spain	2021	<i>Parashorea</i> spp., <i>Pentacme</i> spp.	white lauan	0 <sup>RI</sup>	14464
Spain	2021	<i>Shorea</i> spp.	white meranti		
Spain	2021	<i>Parashorea</i> spp.	white seraya		
Spain	2021	<i>Shorea</i> spp.	yellow meranti		
Spain	2021	<i>Dalbergia spruceana</i>	palissandre de para	0 <sup>R</sup>	8721
Spain	2021	<i>Dalbergia spruceana</i>	palissandre de Rio		
Spain	2021	<i>Dalbergia decipularis</i>	palissandre de rose		
Spain	2021	<i>Shorea</i> spp.	dark red meranti	0 <sup>R</sup>	1811
Spain	2021	<i>Shorea</i> spp.	light red meranti		
Spain	2021	<i>Shorea rugosa</i>	meranti bakau		
Sweden	2020	<i>Swietenia</i> spp.	mahogany	0 <sup>R</sup>	240

APDX3

T3-2-b

**Table 3-2-b. Major Tropical Sawwood Species Exported by ITTO Members**

Country	Year	Latin Name or HS Code	Pilot Name/Local Name	Volume 1000 m <sup>3</sup>	Avg. Price \$/m <sup>3</sup>
<b>U.S.A.</b>					
U.S.A.	2020	<i>Shorea</i> spp.	dark red meranti	] 0 <sup>R</sup>	934
U.S.A.	2020	<i>Shorea</i> spp.	light red meranti		
U.S.A.	2020	<i>Shorea rugosa</i>	meranti bakau		
U.S.A.	2020	<i>Milicia excelsa, M. regia</i>	iroko	0 <sup>R</sup>	669
U.S.A.	2020	<i>Swietenia</i> spp.	mahogany	2	891
U.S.A.	2020	<i>Entandrophragma cylindricum</i>	sapelli /sapele	3	815
U.S.A.	2020	<i>Ocotea porosa &amp; Ochroma pyramidale</i>	virola and imbuia	34	754
U.S.A.	2021	<i>Shorea</i> spp.	dark red meranti	] 0 <sup>R</sup>	859
U.S.A.	2021	<i>Shorea</i> spp.	light red meranti		
U.S.A.	2021	<i>Shorea rugosa</i>	meranti bakau		
U.S.A.	2021	<i>Milicia excelsa</i>	iroko	0 <sup>R</sup>	1110
U.S.A.	2021	<i>Swietenia</i> spp.	mahogany	4	845
U.S.A.	2021	<i>Entandrophragma cylindricum</i>	sapelli /sapele	4	747
U.S.A.	2021	<i>Ocotea porosa &amp; Ochroma pyramidale</i>	virola and imbuia	19	752

**Table 3-2-c. Major Tropical Veneer Species Exported by ITTO Members**

Country	Year	Latin Name or HS Code	Pilot Name/Local Name	Volume 1000 m <sup>3</sup>	Avg. Price \$/m <sup>3</sup>
<b>PRODUCERS</b>					
<b>Africa</b>					
Cameroon	2020	<i>Triplochiton scleronxylon</i>	ayous	32 <sup>1</sup>	N/A
Cameroon	2020	<i>Pycnanthus angolensis</i>	ilomba	10 <sup>1</sup>	N/A
Cameroon	2020	<i>Antrocaryon micraster</i>	onzabili	2	N/A
Cameroon	2020	<i>Entandrophragma cylindricum</i>	sapelli	2	N/A
Cameroon	2020	<i>Aningeria</i> spp.	aningré a	1	N/A
Cameroon	2020	<i>Eribroma oblongum</i>	eyong	1	N/A
Cameroon	2020	<i>Aningeria</i> spp.	aningré	1	N/A
Cameroon	2020	<i>Sterculia rhinopetala</i>	lotofa	0 <sup>R</sup>	N/A
Cameroon	2020	<i>Amphimas</i> spp.	lati parallèle	0 <sup>R</sup>	N/A
Cameroon	2020	<i>Swietenia macrophylla</i>	acajou de bassam	0 <sup>R</sup>	N/A
Cameroon	2021	<i>Triplochiton scleronxylon</i>	ayous	40 <sup>1</sup>	N/A
Cameroon	2021	<i>Pycnanthus angolensis</i>	ilomba	5 <sup>1</sup>	N/A
Cameroon	2021	<i>Antrocaryon micraster</i>	onzabili	1	N/A
Cameroon	2021	<i>Entandrophragma cylindricum</i>	sapelli	1	N/A
Cameroon	2021	<i>Aningeria</i> spp.	aningré a	1	N/A
Cameroon	2021	<i>Eribroma oblongum</i>	eyong	1	N/A
Cameroon	2021	<i>Sterculia rhinopetala</i>	lotofa/nkanang	0 <sup>R</sup>	N/A
Cameroon	2021	<i>Aningeria</i> spp.	aningré r	0 <sup>R</sup>	N/A
Cameroon	2021	<i>Pterygota</i> spp.	koto	0 <sup>R</sup>	N/A
Cameroon	2021	<i>Entandrophragma utile</i>	sipo	0 <sup>R</sup>	N/A
Ghana	2020	<i>Aningeria</i> spp.	asanfina	3	880
Ghana	2020	<i>Ceiba pentandra</i>	ceiba	4	403
Ghana	2020	<i>Antiaris africana</i>	chenchen	1	741
Ghana	2020	<i>Entandrophragma angolense</i>	edinam	0 <sup>R</sup>	1146
Ghana	2020	<i>Petersianthus macrocarpus</i>	essa	4	462
Ghana	2020	<i>Pterygota macrocarpa</i>	koto/kyere	1	1022
Ghana	2020	<i>Khaya ivorensis</i>	mahogany	1	1188
Ghana	2020	<i>Tieghmella heckelli</i>	makore	1	742
Ghana	2020	<i>Entandrophragma cylindricum</i>	sapele	1	1077
Ghana	2020	<i>Triplochiton scleroxylon</i>	wawa	0 <sup>R</sup>	957
Ghana	2021	<i>Aningeria</i> spp.	asanfina	5	920
Ghana	2021	<i>Ceiba pentandra</i>	ceiba	4	406
Ghana	2021	<i>Antiaris africana</i>	chenchen	1	923
Ghana	2021	<i>Entandrophragma angolense</i>	edinam	0 <sup>R</sup>	1347
Ghana	2021	<i>Petersianthus macrocarpus</i>	essa	4	506
Ghana	2021	<i>Pterygota macrocarpa</i>	koto/kyere	1	1323
Ghana	2021	<i>Khaya ivorensis</i>	mahogany	1	1344
Ghana	2021	<i>Tieghmella heckelli</i>	makore	1	802
Ghana	2021	<i>Entandrophragma cylindricum</i>	sapele	1	1391
Ghana	2021	<i>Triplochiton scleroxylon</i>	wawa	0 <sup>R</sup>	1612
<b>Asia-Pacific</b>					
Philippines	2021	<i>Shorea</i> spp.	dark red meranti	]	0 <sup>R</sup> 22867
Philippines	2021	<i>Shorea</i> spp.	light red meranti		
Philippines	2021	<i>Shorea</i> spp.	meranti bakau		
Philippines	2021	<i>Dyera costulata</i>	jelutong	0 <sup>R</sup>	18167
<b>CONSUMERS</b>					
<b>Asia-Pacific</b>					
Australia	2020	<i>Shorea</i> spp.	dark red meranti	]	0 <sup>R</sup> 15446
Australia	2020	<i>Shorea</i> spp.	light red meranti		
Australia	2020	<i>Shorea rugosa</i>	meranti bakau		
Australia	2021	<i>Shorea</i> spp.	dark red meranti	]	0 <sup>R</sup> 1246
Australia	2021	<i>Shorea</i> spp.	light red meranti		
Australia	2021	<i>Shorea rugosa</i>	meranti bakau		

APDX3

T3-2-b

T3-2-c

**Table 3-2-c. Major Tropical Veneer Species Exported by ITTO Members**

Country	Year	Latin Name or HS Code	Pilot Name/Local Name	Volume 1000 m <sup>3</sup>	Avg. Price \$/m <sup>3</sup>
Korea, Rep. of	2020	<i>Shorea</i> spp.	dark red meranti	0 <sup>RI</sup>	400
Korea, Rep. of	2020	<i>Shorea</i> spp.	light red meranti		
Korea, Rep. of	2020	<i>Shorea rugosa</i>	meranti bakau		
Korea, Rep. of	2020	<i>Tectona grandis</i>	teak	0 <sup>R</sup>	8563
Korea, Rep. of	2020	<i>Khaya</i> spp.	acajou d'Afrique	0 <sup>R</sup>	7867
Korea, Rep. of	2020	<i>Triplochyton scleroxylon</i>	obéché		
Korea, Rep. of	2020	<i>Aucoumea klaineana</i>	okoumé		
Korea, Rep. of	2020	<i>Entandrophragma cylindricum</i>	sapelli		
Korea, Rep. of	2020	<i>Entandrophragma utile</i>	sipo		
Korea, Rep. of	2020	<i>Khaya ivorensis</i>	mahogany	0 <sup>R</sup>	9002
Korea, Rep. of	2021	<i>Shorea</i> spp.	dark red meranti	0 <sup>RI</sup>	423
Korea, Rep. of	2021	<i>Shorea</i> spp.	light red meranti		
Korea, Rep. of	2021	<i>Shorea rugosa</i>	meranti bakau		
Korea, Rep. of	2021	<i>Khaya</i> spp.	acajou d'Afrique	0 <sup>R</sup>	3678
Korea, Rep. of	2021	<i>Triplochyton scleroxylon</i>	obéché		
Korea, Rep. of	2021	<i>Aucoumea klaineana</i>	okoumé		
Korea, Rep. of	2021	<i>Entandrophragma cylindricum</i>	sapelli		
Korea, Rep. of	2021	<i>Entandrophragma utile</i>	sipo		
Korea, Rep. of	2021	<i>Khaya ivorensis</i>	mahogany	0 <sup>R</sup>	1022
<b>EU</b>					
Estonia	2020	<i>Khaya</i> spp.	acajou d'Afrique	0 <sup>R</sup>	4126
Estonia	2020	<i>Terminalia superba</i>	limba		
Estonia	2020	<i>Swietenia</i> spp.	mahogany		
Estonia	2020	<i>Triplochiton scleroxylon</i>	obeche		
Estonia	2020	<i>Aucouméa klainéa</i>	okoumé		
Estonia	2020	<i>Dalbergia spruceana</i>	palissandre de para		
Estonia	2020	<i>Dalbergia spruceana</i>	palissandre de Rio		
Estonia	2020	<i>Dalbergia decipularis</i>	palissandre de rose		
Estonia	2021	<i>Khaya</i> spp.	acajou d'Afrique	0 <sup>R</sup>	7277
Estonia	2021	<i>Terminalia superba</i>	limba		
Estonia	2021	<i>Swietenia</i> spp.	mahogany		
Estonia	2021	<i>Triplochiton scleroxylon</i>	obeche		
Estonia	2021	<i>Aucouméa klainéa</i>	okoumé		
Estonia	2021	<i>Dalbergia spruceana</i>	palissandre de para		
Estonia	2021	<i>Dalbergia spruceana</i>	palissandre de Rio		
Estonia	2021	<i>Dalbergia decipularis</i>	palissandre de rose		
Poland	2020	44.08.39	(see accompanying notes)	0 <sup>R</sup>	1977
Poland	2021	44.08.31	(see accompanying notes)	0 <sup>R</sup>	1711
Poland	2021	44.08.39	(see accompanying notes)	0 <sup>R</sup>	3966
Slovenia	2020	44.08.39.15	(see accompanying notes)	0 <sup>R</sup>	5560
Slovenia	2020	44.08.39.30	(see accompanying notes)	0 <sup>R</sup>	4123
Slovenia	2020	44.08.39.55	(see accompanying notes)	0 <sup>R</sup>	8198
Slovenia	2020	44.08.39.85	(see accompanying notes)	0 <sup>R</sup>	2929
Slovenia	2020	44.08.39.95	(see accompanying notes)	0 <sup>R</sup>	2071
Slovenia	2021	44.08.39.15	(see accompanying notes)	0 <sup>R</sup>	4057
Slovenia	2021	44.08.39.30	(see accompanying notes)	0 <sup>R</sup>	4746
Slovenia	2021	44.08.39.55	(see accompanying notes)	0 <sup>R</sup>	14956
Slovenia	2021	44.08.39.85	(see accompanying notes)	0 <sup>R</sup>	2250
Slovenia	2021	44.08.39.95	(see accompanying notes)	0 <sup>R</sup>	2726

**Table 3-2-c. Major Tropical Veneer Species Exported by ITTO Members**

Country	Year	Latin Name or HS Code	Pilot Name/Local Name	Volume 1000 m <sup>3</sup>	Avg. Price \$/m <sup>3</sup>
Spain	2020	<i>Shorea</i> spp.	dark red meranti	0 <sup>R</sup>	4582
Spain	2020	<i>Shorea</i> spp.	light red meranti		
Spain	2020	<i>Shorea rugosa</i>	meranti bakau		
Spain	2020	<i>Khaya</i> spp.	acajou d'Afrique	1	2131
Spain	2020	<i>Terminalia superba</i>	limba		
Spain	2020	<i>Khaya ivorensis</i>	mahogany		
Spain	2020	<i>Triplochiton scleroxylon</i>	obeche		
Spain	2020	<i>Aucoumea klaineana</i>	okoumé		
Spain	2020	<i>Dalbergia spruceana</i>	palissandre de para		
Spain	2020	<i>Dalbergia spruceana</i>	palissandre de Rio		
Spain	2020	<i>Dalbergia decipularis</i>	palissandre de rose		
Spain	2020	<i>Entandrophragma cylindricum</i>	sapelli		
Spain	2020	<i>Entandrophragma utile</i>	sipo		
Spain	2020	<i>Dialianthera</i> spp.	virola		
Spain	2020	<i>Parashorea</i> spp., <i>Pentacme</i> spp.	white lauan		
<b><u>U.S.A.</u></b>					
U.S.A.	2020	<i>Shorea</i> spp.	dark red meranti	4	1556
U.S.A.	2020	<i>Shorea</i> spp.	light red meranti		
U.S.A.	2020	<i>Shorea rugosa</i>	meranti bakau		
U.S.A.	2021	<i>Shorea</i> spp.	dark red meranti	3	1642
U.S.A.	2021	<i>Shorea</i> spp.	light red meranti		
U.S.A.	2021	<i>Shorea rugosa</i>	meranti bakau		

APDX3  
T3-2-c

**Table 3-2-d. Major Tropical Plywood Species Exported by ITTO Members**

Country	Year	Latin Name or HS Code	Pilot Name/Local Name	Volume 1000 m <sup>3</sup>	Avg. Price \$/m <sup>3</sup>
<b>PRODUCERS</b>					
<b>Africa</b>					
Cameroon	2020	<i>Canarium schweinfurtii</i>	aiélé	0 <sup>R</sup>	N/A
Cameroon	2020	<i>Triplochiton scleronxylon</i>	ayous	5 <sup>I</sup>	N/A
Cameroon	2020	<i>Lovoa</i> spp.	dibétou	0 <sup>R</sup>	N/A
Cameroon	2020	<i>Eribroma oblongum</i>	eyong	0 <sup>R</sup>	N/A
Cameroon	2020	<i>Terminalia superba</i>	fraké	0 <sup>R</sup>	N/A
Cameroon	2020	<i>Ceiba pentandra</i>	fromager	0 <sup>R</sup>	N/A
Cameroon	2020	<i>Pycnanthus angolensis</i>	ilomba	2	N/A
Cameroon	2020	<i>Lannea welwitschii</i>	kumbi	0 <sup>R</sup>	N/A
Cameroon	2020	<i>Sterculia rhinopetala</i>	lotofa	0 <sup>R</sup>	N/A
Cameroon	2020	<i>Antrocaryon micraster</i>	onzabili	0 <sup>R</sup>	N/A
Cameroon	2021	<i>Swietenia macrophylla</i>	acajou de bassam	0 <sup>R</sup>	N/A
Cameroon	2021	<i>Gossweilerodendron joveri</i>	agba/tola	1	N/A
Cameroon	2021	<i>Canarium schweinfurtii</i>	aiélé/abel	0 <sup>R</sup>	N/A
Cameroon	2021	<i>Triplochiton scleronxylon</i>	ayous/obéché	2 <sup>I</sup>	N/A
Cameroon	2021	<i>Ceiba pentandra</i>	fromager	1	N/A
Cameroon	2021	<i>Pycnanthus angolensis</i>	ilomba	2	N/A
Cameroon	2021	<i>Lannea welwitschii</i>	kumbi	0 <sup>R</sup>	N/A
Cameroon	2021	<i>Sterculia rhinopetala</i>	lotofa/nkanang	0 <sup>R</sup>	N/A
Cameroon	2021	<i>Antrocaryon micraster</i>	onzabili/angongui	0 <sup>R</sup>	N/A
Cameroon	2021	<i>Entandrophragma cylindricum</i>	sapelli	0 <sup>R</sup>	N/A
Ghana	2020	<i>Ceiba pentandra</i>	ceiba	20	327
Ghana	2020	<i>Antiaris africana</i>	chenchen	0 <sup>R</sup>	369
Ghana	2020	<i>Nesogordonia papaverifera</i>	danta	0 <sup>R</sup>	372
Ghana	2020	<i>Entandrophragma angolense</i>	edinam	0 <sup>R</sup>	285
Ghana	2020	<i>Khaya ivorensis</i>	mahogany	0 <sup>R</sup>	305
Ghana	2020	<i>Terminalia superba</i>	ofram	0 <sup>R</sup>	376
Ghana	2020	<i>Pycnanthus angolensis</i>	otie	0 <sup>R</sup>	325
Ghana	2020	<i>Entandrophragma cylindricum</i>	sapele	0 <sup>R</sup>	358
Ghana	2020	<i>Juglans regia</i>	walnut/lovoa	0 <sup>R</sup>	450
Ghana	2021	<i>Ceiba pentandra</i>	ceiba	27	382
Ghana	2021	<i>Nesogordonia papaverifera</i>	danta	0 <sup>R</sup>	398
Ghana	2021	<i>Khaya ivorensis</i>	mahogany	0 <sup>R</sup>	630
Ghana	2021	<i>Tieghmella heckelli</i>	makore	0 <sup>R</sup>	381
Ghana	2021	<i>Terminalia superba</i>	ofram	1	438
Ghana	2021	<i>Pycnanthus angolensis</i>	otie	0 <sup>R</sup>	330
Ghana	2021	<i>Entandrophragma cylindricum</i>	sapele	0 <sup>R</sup>	426
Ghana	2021	<i>Juglans regia</i>	walnut/lovoa	1	461
<b>Asia-Pacific</b>					
Philippines	2020	<i>Shorea</i> spp.	tanguile	0 <sup>R</sup>	1645
Philippines	2021	<i>Shorea</i> spp.	tanguile	0 <sup>R</sup>	1529
<b>CONSUMERS</b>					
<b>EU</b>					
Estonia	2020	<i>Khaya</i> spp.	acajou d'Afrique	}	727
Estonia	2020	<i>Shorea</i> spp.	dark red meranti		
Estonia	2020	<i>Shorea</i> spp.	light red meranti		
Estonia	2020	<i>Terminalia superba</i>	limba		
Estonia	2020	<i>Swietenia</i> spp.	mahogany		
Estonia	2020	<i>Triplochiton scleroxylon</i>	obeche		
Estonia	2020	<i>Aucouméa klainéa</i>	okoumé		
Estonia	2020	<i>Dalbergia spruceana</i>	palissandre de para		
Estonia	2020	<i>Dalbergia spruceana</i>	palissandre de Rio		
Estonia	2020	<i>Dalbergia decipularis</i>	palissandre de rose		
Estonia	2020	<i>Entandrophragma cylindricum</i>	sapelli		
Estonia	2020	<i>Entandrophragma utile</i>	sipo		
Estonia	2020	<i>Dialianthera</i> spp.	virola		
Estonia	2020	<i>Parashorea</i> spp., <i>Pentacme</i> spp.	white lauan		

**Table 3-2-d. Major Tropical Plywood Species Exported by ITTO Members**

Country	Year	Latin Name or HS Code	Pilot Name/Local Name	Volume 1000 m <sup>3</sup>	Avg. Price \$/m <sup>3</sup>
Estonia	2021	<i>Khaya</i> spp.	acajou d'Afrique	0 <sup>R</sup>	783
Estonia	2021	<i>Shorea</i> spp.	dark red meranti		
Estonia	2021	<i>Shorea</i> spp.	light red meranti		
Estonia	2021	<i>Terminalia superba</i>	limba		
Estonia	2021	<i>Swietenia</i> spp.	mahogany		
Estonia	2021	<i>Triplochiton scleroxylon</i>	obeche		
Estonia	2021	<i>Aucouméa klainéa</i>	okoumé		
Estonia	2021	<i>Dalbergia spruceana</i>	palissandre de para		
Estonia	2021	<i>Dalbergia spruceana</i>	palissandre de Rio		
Estonia	2021	<i>Dalbergia decipularis</i>	palissandre de rose		
Estonia	2021	<i>Entandrophragma cylindricum</i>	sapelli		
Estonia	2021	<i>Entandrophragma utile</i>	sipo		
Estonia	2021	<i>Dialianthera</i> spp.	virola		
Estonia	2021	<i>Parashorea</i> spp., <i>Pentacme</i> spp.	white lauan		
Poland	2020	44.12.31	(see accompanying notes)	1	1893
Poland	2021	44.12.31	(see accompanying notes)	1	3013
Slovenia	2020	44.12.31.10	(see accompanying notes)	0 <sup>RI</sup>	5220
Slovenia	2020	44.12.31.90		0 <sup>R</sup>	5751
Slovenia	2020	44.12.99.50		0 <sup>RI</sup>	1412
Slovenia	2021	44.12.31.10	(see accompanying notes)	0 <sup>R</sup>	2282
Slovenia	2021	44.12.31.90		0 <sup>R</sup>	1405
Slovenia	2021	44.12.99.50		0 <sup>R</sup>	2129
Spain	2020	<i>Khaya</i> spp.	acajou d'Afrique	17	1445
Spain	2020	<i>Shorea</i> spp.	dark red meranti		
Spain	2020	<i>Shorea</i> spp.	light red meranti		
Spain	2020	<i>Terminalia superba</i>	limba		
Spain	2020	<i>Swietenia</i> spp.	mahogany		
Spain	2020	<i>Triplochiton scleroxylon</i>	obeche		
Spain	2020	<i>Aucouméa klainéa</i>	okoumé		
Spain	2020	<i>Dalbergia spruceana</i>	palissandre de para		
Spain	2020	<i>Dalbergia spruceana</i>	palissandre de Rio		
Spain	2020	<i>Dalbergia decipularis</i>	palissandre de rose		
Spain	2020	<i>Entandrophragma cylindricum</i>	sapelli		
Spain	2020	<i>Entandrophragma utile</i>	sipo		
Spain	2020	<i>Dialianthera</i> spp.	virola		
Spain	2020	<i>Parashorea</i> spp., <i>Pentacme</i> spp.	white lauan		
Spain	2021	<i>Khaya</i> spp.	acajou d'Afrique	17	1602
Spain	2021	<i>Shorea</i> spp.	dark red meranti		
Spain	2021	<i>Shorea</i> spp.	light red meranti		
Spain	2021	<i>Terminalia superba</i>	limba		
Spain	2021	<i>Swietenia</i> spp.	mahogany		
Spain	2021	<i>Triplochiton scleroxylon</i>	obeche		
Spain	2021	<i>Aucouméa klainéa</i>	okoumé		
Spain	2021	<i>Dalbergia spruceana</i>	palissandre de para		
Spain	2021	<i>Dalbergia spruceana</i>	palissandre de Rio		
Spain	2021	<i>Dalbergia decipularis</i>	palissandre de rose		
Spain	2021	<i>Entandrophragma cylindricum</i>	sapelli		
Spain	2021	<i>Entandrophragma utile</i>	sipo		
Spain	2021	<i>Dialianthera</i> spp.	virola		
Spain	2021	<i>Parashorea</i> spp., <i>Pentacme</i> spp.	white lauan		
Sweden	2020	<i>Khaya</i> spp.	acajou d'Afrique	0 <sup>R</sup>	896
Sweden	2020	<i>Shorea</i> spp.	dark red meranti		
Sweden	2020	<i>Shorea</i> spp.	light red meranti		
Sweden	2020	<i>Terminalia superba</i>	limba		
Sweden	2020	<i>Swietenia</i> spp.	mahogany		
Sweden	2020	<i>Triplochiton scleroxylon</i>	obeche		
Sweden	2020	<i>Aucouméa klainéa</i>	okoumé		
Sweden	2020	<i>Dalbergia spruceana</i>	palissandre de para		
Sweden	2020	<i>Dalbergia spruceana</i>	palissandre de Rio		
Sweden	2020	<i>Dalbergia decipularis</i>	palissandre de rose		
Sweden	2020	<i>Entandrophragma cylindricum</i>	sapelli		
Sweden	2020	<i>Entandrophragma utile</i>	sipo		
Sweden	2020	<i>Dialianthera</i> spp.	virola		
Sweden	2020	<i>Parashorea</i> spp., <i>Pentacme</i> spp.	white lauan		

APDX3

T3-2-d



**Table 3-2-d. Major Tropical Plywood Species Exported by ITTO Members**

Country	Year	Latin Name or HS Code	Pilot Name/Local Name	Volume 1000 m <sup>3</sup>	Avg. Price \$/m <sup>3</sup>
<b><u>U.S.A.</u></b>					
U.S.A.	2020	<i>Cedrela odorata</i>	cedro/Spanish cedar	1	926
U.S.A.	2021	<i>Cedrela odorata</i>	cedro/Spanish cedar	1	755

## Explanatory note

This note provides details of species included under various sub-headings of Chapter 44 of the Harmonized System (HS) of customs classification (HS 92, HS 96, HS 02, HS 07, HS 12, HS 17 and HS 22). It is not a comprehensive list of HS codes, but it provides a key for those countries in Appendix 3 that reported species trade according to such codes. Note that extensions of the HS beyond 6 digits are country or region specific and the same species may therefore appear under more than one code in the following list if different countries categorize it differently. Some countries have provided 10 or 8 digit HS codes with no explanation; please refer to the corresponding 8 or 6 digit code for these.

HS Code	Description
<b>4403</b>	<b>Wood in the rough, whether or not stripped of bark or sapwood, or roughly squared. (ITTO: Logs)</b>
<b>44.03.41-48</b>	<b>Dark red meranti, light red meranti, and meranti bakau.</b>
<b>44.03.49</b>	<b>Other, of tropical wood.</b>
44.03.49.00.10	Keruing, kapur, teak, jongkong, jelutong and kempas.
44.03.49.00.17	Okoume, obeche, sapelli, sipo, acajou d’Afrique, makore and iroko.
44.03.49.00.33	Wood, tropical; merbau (kwila), in the rough, whether or not stripped of bark or sapwood, or roughly squared, untreated.
44.03.49.00.49	Wood, tropical; as specified in the Subheading Note 2 of Chapter 44.
44.03.49.10	Acajou d’Afrique, iroko and sapelli.
44.03.49.35	Okoumé and sipo.
44.03.49.85	Other tropical wood.
44.03.49.95	Other tropical wood.
<b>44.03.99</b>	<b>Other.</b>
44.03.99.30	Eucalyptus.
<b>4407</b>	<b>Wood sawn or chipped lengthwise, sliced or peeled, whether or not planed, sanded or finger-jointed, of a thickness exceeding 6 mm. (ITTO: Sawnwood)</b>
<b>44.07.21</b>	<b>Mahogany (<i>Swietenia</i> spp.).</b>
44.07.21.10	Mahogany ( <i>Swietenia</i> spp.), sanded; end-jointed, whether or not planed or sanded.
44.07.21.12.10	Mahogany ( <i>Swietenia</i> spp.), sawn or chipped lengthwise, sliced or peeled, planed, square dressed, structural, thicker than 6 mm.
44.07.21.12.15	Mahogany ( <i>Swietenia</i> spp.), sawn or chipped lengthwise, sliced or peeled, planed, (not square dressed or structural), thicker than 6 mm.
44.07.21.90	Mahogany ( <i>Swietenia</i> spp.), other.
44.07.21.91	Mahogany ( <i>Swietenia</i> spp.), planed.
44.07.21.95.00	Mahogany ( <i>Swietenia</i> spp.), sawn or chipped lengthwise, sliced or peeled, (not planed or sanded or end-jointed), thicker than 6 mm.
44.07.21.99	Mahogany ( <i>Swietenia</i> spp.), other.
<b>44.07.22</b>	<b>Virola, imbuia and balsa.</b>
44.07.22.10	Virola, imbuia and balsa, end-jointed, whether or not planed or sanded.
44.07.22.12.10	Virola, imbuia and balsa, sawn or chipped lengthwise, sliced or peeled, planed, square dressed, structural, thicker than 6 mm.
44.07.22.12.15	Virola, imbuia and balsa, sawn or chipped lengthwise, sliced or peeled, planed, (not square dressed or structural), thicker than 6 mm.
44.07.22.25.00	Virola, imbuia and balsa, sawn or chipped lengthwise, sliced or peeled, sanded or end-jointed, thicker than 6 mm.
44.07.22.90	Virola, imbuia and balsa, other.
44.07.22.91	Virola, imbuia and balsa, other.
44.07.22.95.00	Virola, imbuia and balsa, sawn or chipped lengthwise, sliced or peeled, (not planed or sanded or end-jointed), thicker than 6 mm.
44.07.22.99	Virola, imbuia and balsa, other.
<b>44.07.25</b>	<b>Dark red meranti, light red meranti and meranti bakau.</b>
44.07.25.10	Dark red meranti, light red meranti and meranti bakau, end-jointed, whether or not planed or sanded.
44.07.25.11	Dark red meranti or light red meranti, planed, sanded or end-jointed.
44.07.25.21	Meranti bakau, planed, sanded or end-jointed.
44.07.25.30	Dark red meranti, light red meranti and meranti bakau, planed.
44.07.25.50	Dark red meranti, light red meranti and meranti bakau, sanded.
44.07.25.90	Dark red meranti, light red meranti and meranti bakau, other.
<b>44.07.26</b>	<b>White lauan, white meranti, white seraya, yellow meranti and alan.</b>
44.07.26.10	White lauan, white meranti, white seraya, yellow meranti and alan, end-jointed, whether or not planed or sanded.
44.07.26.90	White lauan, white meranti, white seraya, yellow meranti and alan, other.

- 44.07.27 Sapelli.**
- 44.07.27.01.10 Sapelli, sawn or chipped lengthwise, sliced or peeled, planed, square dressed, structural, thicker than 6 mm.
  - 44.07.27.01.19 Sapelli, sawn or chipped lengthwise, sliced or peeled, planed, (not square dressed or structural), thicker than 6 mm.
  - 44.07.27.10 Sapelli, sanded; end-jointed, whether or not planed or sanded.
  - 44.07.27.19.00 Wood, tropical; sapelli, sawn or chipped lengthwise, sliced or peeled, (not planed or sanded or end-jointed), thicker than 6 mm.
  - 44.07.27.91 Sapelli, planed.
  - 44.07.27.99 Sapelli, other.
- 44.07.28 Iroko.**
- 44.07.28.01.10 Iroko, sawn or chipped lengthwise, sliced or peeled, planed, square dressed, structural, thicker than 6 mm.
  - 44.07.28.19.00 Iroko, sawn or chipped lengthwise, sliced or peeled, (not planed or sanded or end-jointed), thicker than 6 mm.
  - 44.07.28.91 Iroko, planed.
  - 44.07.28.99 Iroko, other.
- 44.07.29 Wood, tropical; as specified in the Subheading Note 2 of Chapter 44.**
- 44.07.29.10.10 Merbau (kwila), sawn or chipped lengthwise, sliced or peeled, planed, square dressed, structure, thicker than 6 mm.
  - 44.07.29.10.19 Wood, tropical; keruing, kapur, teak, jongkong, jelutong and kempas, sawn or chipped lengthwise, sliced or peeled, planed, square dressed, structural, thicker than 6 mm.
  - 44.07.29.10.27 Merbau (kwila), sawn or chipped lengthwise, sliced or peeled, planed, (not square dressed or structural), thicker than 6 mm.
  - 44.07.29.10.39 Keruing, kapur, teak, jongkong, jelutong and kempas, sawn or chipped lengthwise, sliced or peeled, planed, (not square dressed or structural), thicker than 6 mm.
  - 44.07.29.11 Jelutong (*Dyera* spp.), planed, sanded or end-jointed.
  - 44.07.29.15 Other, end-jointed, whether or not planed or sanded.
  - 44.07.29.20 Palissandre de para, palissandre de Rio and palissandre de rose.
  - 44.07.29.21 Kapur, planed, sanded or end-jointed.
  - 44.07.29.25 Other.
  - 44.07.29.30.01 Kempas (*Koompassia* spp.).
  - 44.07.29.30.09 Wood, tropical; as specified in the Subheading Note 2 of Chapter 44.
  - 44.07.29.31 Kempas (*Koompassia* spp.), planed, sanded or end-jointed.
  - 44.07.29.40.10 Keruing, kapur, teak, jongkong, jelutong and kempas, sawn or chipped lengthwise, sliced or peeled, sanded or end-jointed, thicker than 6 mm.
  - 44.07.29.41 Keruing (*Dipterocarpus* spp.), planed, sanded or end-jointed.
  - 44.07.29.45 Palissandre de para, palissandre de Rio and palissandre de rose, sanded.
  - 44.07.29.60 Palissandre de para, palissandre de Rio and palissandre de rose, other.
  - 44.07.29.61 Teak (*Tectona* spp.), planed, sanded or end-jointed.
  - 44.07.29.71 Other, planed, sanded or end-jointed.
  - 44.07.29.83 Palissandre de para, palissandre de Rio and palissandre de rose, planed.
  - 44.07.29.85 Palissandre de para, palissandre de Rio and palissandre de rose, sanded.
  - 44.07.29.90.10 Keruing, kapur, teak, jongkong, jelutong and kempas, sawn or chipped lengthwise, sliced or peeled, other than planed, sanded or end-jointed, thicker than 6 mm.
  - 44.07.29.90.15 Okoume, obeche, sipo, acajou d’Afrique, makore, tiama, ilomba, mansonia, dibetou, limba, azobe, sawn or chipped lengthwise, sliced or peeled, other than planed, sanded or end-jointed, thicker than 6 mm.
  - 44.07.29.90.19 Merbau (kwila), sawn or chipped lengthwise, sliced or peeled, not planed, sanded or end-jointed, thicker than 6 mm.
  - 44.07.29.90.39 Other tropical; as specified in the Subheading Note 2 of Chapter 44.
  - 44.07.29.91 Jongkong (*Dactylocladus* spp.) and merbau (*Intsia* spp.), planed, sanded or end-jointed.
  - 44.07.29.92 Jongkong (*Dactylocladus* spp.) and merbau (*Intsia* spp.), other.
  - 44.07.29.94 Albizia (*Paraserianthes falcataria*), planed, sanded or end-jointed.
  - 44.07.29.95 Other tropical species, other.
  - 44.07.29.99.10-90 Other.
  - 44.07.29.96 Other tropical wood, planed; end-jointed, whether or not planed or sanded.
  - 44.07.29.97 Other tropical wood, other, sanded.
  - 44.07.29.98 Other tropical wood, other, other.

- 44.07.91 Of oak (*Quercus* spp.).**  
 44.07.91.10 Of oak (*Quercus* spp.), planed, sanded or end-jointed.  
 44.07.91.90 Of oak (*Quercus* spp.), other.  
**44.07.99 Other.**  
 44.07.99.20 Other, planed; end-jointed, whether or not planed or sanded.  
 44.07.99.96 Other, other.

<b>4408</b>	<b>Veneer sheets and sheets for plywood (whether or not spliced) and other tropical wood sawn lengthwise, sliced or finger-jointed, of a thickness not exceeding 6 mm. (ITTO: veneer)</b>
-------------	---

- 44.08.31 Dark red meranti, light red meranti and meranti bakau.**  
 44.08.31.10 Sheets for plywood.  
 44.08.31.11 Dark red meranti, light red meranti and meranti bakau, end-jointed, whether or not planed or sanded.  
 44.08.31.21 Dark red meranti, light red meranti and meranti bakau, planed.  
 44.08.31.25 Dark red meranti, light red meranti and meranti bakau, sanded.  
 44.08.31.30 Dark red meranti, light red meranti and meranti bakau, other.  
 44.08.31.90 Dark red meranti, light red meranti and meranti bakau, other.  
 44.08.31.90.39 Dark red meranti, light red meranti, sheets for veneer or plywood, other wood sawn lengthwise, sliced, not planed, over 1 mm but not over 6 mm thick.
- 44.08.39 Acajou d’Afrique, limba, mahogany (*Swietenia* spp.), obeche, okoumé, palissandre de para, palissandre de Rio, palissandre de rose, sapelli, sipo, virola and white lauan.**  
 44.08.39.01.00 Dark red meranti, light red meranti and meranti bakau.  
 44.08.39.10 Reinforced veneer sheets.  
 44.08.39.10.29 Wood, tropical; as specified in the Subheading Note 2 of Chapter 44.  
 44.08.39.15 Acajou d’Afrique, limba, mahogany (*Swietenia* spp.), obeche, okoumé, palissandre de para, palissandre de Rio, palissandre de rose, sapelli, sipo, virola and white lauan, sanded; end-jointed, whether or not planed or sanded.  
 44.08.39.21 Acajou d’Afrique, limba, mahogany (*Swietenia* spp.), obeche, okoumé, palissandre de para, palissandre de Rio, palissandre de rose, sapelli, sipo, virola and white lauan, planed.  
 44.08.39.30 Acajou d’Afrique, limba, mahogany (*Swietenia* spp.), obeche, okoumé, palissandre de para, palissandre de Rio, palissandre de rose, sapelli, sipo, virola and white lauan, other.  
 44.08.39.31 Acajou d’Afrique, limba, mahogany (*Swietenia* spp.), obeche, okoumé, palissandre de Para, palissandre de Rio, palissandre de Rose, sapelli, sipo, virola and white lauan.  
 44.08.39.55 Other.  
 44.08.39.70 Other.  
 44.08.39.85 Other, other.  
 44.08.39.90 Other, other.  
 44.08.39.90.09 White lauan, sipo, limba, okoume, obeche, acajou d’Afrique, sapelli, mahogany (*Swietenia* spp.), sheets for veneer or plywood, other wood sawn lengthwise, sliced, not planed, 1 mm thick or less.  
 44.08.39.90.29 White lauan, sipo, limba, okoume, obeche, acajou d’Afrique, sapelli, mahogany (*Swietenia* spp.), sheets for veneer or plywood, other wood sawn lengthwise, sliced, not planed, over 1 mm but not over 6 mm thick.  
 44.08.39.90.59 Wood, tropical; as specified in Subheading Note 2 of Chapter 44, n.e.c. in item no. 4408.3, sheets for veneer or plywood, other wood sawn lengthwise, peeled, rotary, not planed, 1 mm thick or less.  
 44.08.39.90.61 Wood, tropical; as specified in Subheading Note 2 of Chapter 44, n.e.c. in item no. 4408.3, sheets for veneer or plywood, other wood sawn lengthwise, sliced, not planed, 1 mm thick or less.  
 44.08.39.90.63 Wood, tropical; as specified in Subheading Note 2 of Chapter 44, n.e.c. in item no. 4408.3, sheets for veneer or plywood, other wood sawn lengthwise, sliced or peeled, rotary, not planed, over 1 mm but not over 6 mm thick.  
 44.08.39.90.69 Wood, tropical; as specified in Subheading Note 2 of Chapter 44, n.e.c. in item no. 4408.3, sheets for veneer or plywood, other wood sawn lengthwise, sliced, not planed, over 1 mm but not over 6 mm thick.  
 44.08.39.95 Other, of a thickness exceeding 1 mm.
- 44.08.90 Other.**  
 44.08.90.02.01 Baboen, palissandre du Brésil, bois de rose femelle, sheets for veneer or plywood, other wood sawn lengthwise, sliced or peeled, planed, not thicker than 6 mm.  
 44.08.90.08.39 Tropical hardwoods, n.e.c. in heading no. 4408, sheets for veneer or plywood, other wood sawn lengthwise, sliced, not planed, not thicker than 1 mm.

- 44.08.90.08.41 Tropical hardwoods, n.e.c. in heading no. 4408, sheets for veneer or plywood, other wood sawn lengthwise, sliced or peeled, rotary, not planed, over 1 mm but not over 6 mm thick.
- 44.08.90.08.49 Tropical hardwoods, n.e.c. in heading no. 4408, sheets for veneer or plywood, other wood sawn lengthwise, sliced, not planed, over 1 mm but not over 6 mm thick.

<b>4412</b>	<b>Plywood, veneered panels and similar laminated wood. (ITTO: plywood)</b>
-------------	---

**44.12.31 With at least one outer ply of tropical wood.**

- 44.12.31.01 Wall boards.
  - 44.12.31.01.19 Plywood; consisting only of sheets of wood (not bamboo), each ply 6mm or thinner, with at least one outer ply of dark or light red meranti, white lauan, sipo, sapelli, limba, okoume, obeche, mahogany or acajou d'Afrique, not overlaid or veneered.
  - 44.12.31.05.20 Plywood with at least one outer ply of tropical wood, with a face ply of birch (*Betula* spp.). Panels not exceeding in any dimension 3.6 mm in thickness, 1.2 m in width and 2.2 m in length.
- 44.12.31.09 Other.
  - 44.12.31.09.29 Plywood; as specified in Subheading Note 2 to this Chapter, consisting only of sheets of wood (not bamboo), each ply 6 mm or thinner, with at least one outer ply of tropical wood, n.e.c. in item no. 4412.31.09, overlaid, including veneered.
  - 44.12.31.09.39 Plywood; as specified in Subheading Note 2 to this Chapter, consisting only of sheets of wood (not bamboo), each ply 6 mm or thinner, with at least one outer ply of tropical wood, n.e.c. in item no. 4412.31.09, not overlaid or veneered.
- 44.12.31.10 Of acajou d'Afrique, dark red meranti, light red meranti, limba, mahogany (*Swietenia* spp.), obeche, okoumé, palissandre de para, palissandre de Rio, palissandre de rose, sapelli, sipo, virola or white lauan.
  - 44.12.31.40.40 With a face ply of mahogany (*Swietenia* Spp. or *Khaya* Spp.).
  - 44.12.31.40.60 Other: not surface covered.
  - 44.12.31.40.70 Other, other.
  - 44.12.31.60.00 Of a thickness less than 15 mm but not less than 12 mm.
- 44.12.31.90 Other.

**44.12.32 Other, with at least one outer ply of non-coniferous wood.**

- 44.12.32.90 Other.

**44.12.39 Other, with both outer plies of coniferous wood.**

**44.12.94 Blockboard, laminboard and battenboard.**

- 44.12.94.01 With at least one ply of tropical wood.
  - 44.12.94.01.39 Blockboard, laminboard and battenboard, as specified in Subheading Note 2, with at least one outer ply of non-coniferous wood, with at least one ply of tropical wood, n.e.c. in item no. 4412.94.01 each ply thicker than 6 mm, not overlaid or veneered.
  - 44.12.94.09.19 Blockboard, laminboard and battenboard, as specified in Subheading Note 2, with at least one outer ply of non-coniferous wood, with at least one ply of tropical wood, n.e.c. in item no. 4412.94.09, other than each ply exceeding 6 mm in thickness.
- 44.12.94.10 Blockboard, laminboard and battenboard: with at least one outer ply of non-coniferous wood.
- 44.12.99.01 Okoume.
  - 44.12.99.01.39 Plywood, veneered panels and similar laminated wood, n.e.c. in heading 4412, with at least one outer ply of non-coniferous wood, with at least one ply of tropical wood n.e.c. in item no. 4412.99.01, each ply thicker than 6 mm, not overlaid or veneered.
  - 44.12.99.09.19 Plywood, veneered panels and similar laminated wood, n.e.c. in heading 4412, with at least one outer ply of non-coniferous wood, with at least one ply of tropical wood n.e.c. in item no. 4412.99.09, other than each ply exceeding 6 mm in thickness.
- 44.12.99.10 With at least one side faced with plastics.
  - 44.12.99.35.19 Plywood, veneered panels and similar laminated wood, n.e.c. in heading 4412, (not having an outer ply of non-coniferous wood), with at least one ply of tropical wood n.e.c. in item no. 4412.99.35, and at least one layer of particle board.
  - 44.12.99.39.39 Plywood and similar laminated wood, n.e.c. in heading 4412, (no outer ply of non-coniferous wood), with at least one ply of tropical wood n.e.c. in 4412.99.39, (not containing a layer of particle board) each ply thicker than 6 mm, not overlaid or veneered.
  - 44.12.99.45.11 Plywood and similar laminated wood, n.e.c. in heading 4412, (not having an outer ply of non-coniferous wood), with at least one ply of merbau (kwila), (not containing a layer of particle board), other than each ply exceeding 6 mm in thickness.
  - 44.12.99.45.19 Plywood and similar laminated wood, n.e.c. in heading 4412, (no outer ply of non-coniferous wood) with at least one ply of tropical wood n.e.c. in 4412.99.45, (not containing a layer of particle board), other than each ply exceeding 6 mm in thickness.
- 44.12.99.30 Other: containing at least one layer of particleboard.
- 44.12.99.50 Other, other.
- 44.12.99.90 Other.

## APPENDIX 4

### Price Indices of Major Tropical Timber and Selected Competing Softwood Products

4-1. Tropical Industrial Roundwood Price Indices .....	168
4-2. Tropical Sawnwood Price Indices .....	169
4-3. Tropical Plywood Price Indices .....	170
4-4. Softwood Sawnwood and Plywood Price Indices .....	171

N.B. Export values/prices are FOB; import values are CIF, unless otherwise stated.

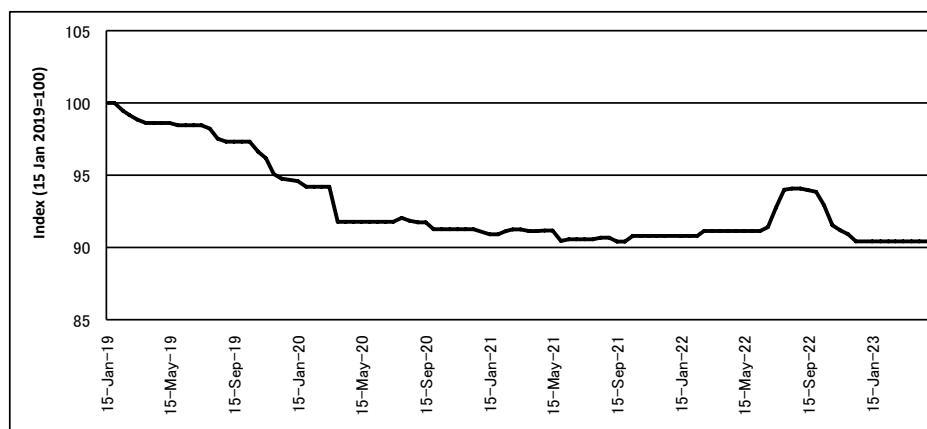
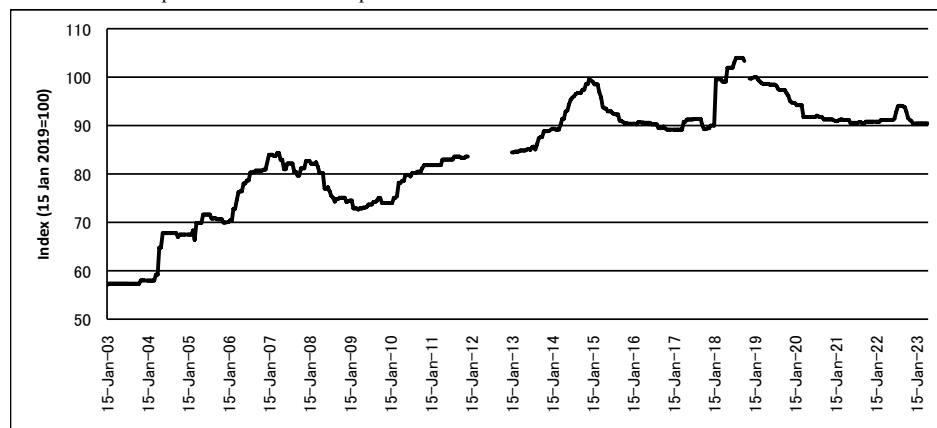
*The data presented in these charts is based on what is available from ITTO's MIS and other sources. The ITTO MIS was suspended during all of 2012 due to lack of funding and data may be unavailable for other periods due to situations outside ITTO's control. Periods when data was not collected and for which no alternate sources were available are left blank.*

Appendix 4

**Table 4-1. Tropical Industrial Roundwood Price Indices****4-1-a. West Africa industrial roundwood average export price index\***

The index is based on two-weekly nominal euro prices/m<sup>3</sup> of acajou, ayous, azobe, belli, bibolo, dibétou, ekki, iroko, kaha, n'gollon, obeche, okan, okoume, maobi, movingui, niove, padouk, sapele, sipo, tali, utile and wawa logs (loyale Merchant/B/BC/C grades).

Source: ITTO Tropical Timber Market Report

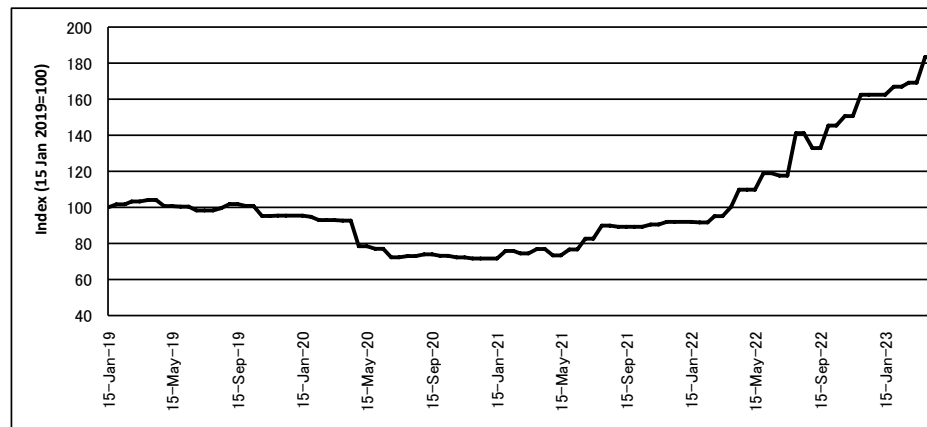
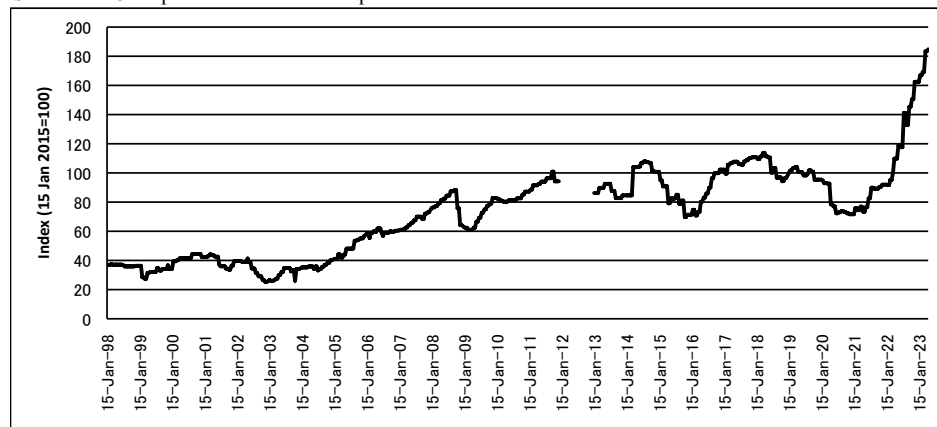


\* Price data is unavailable from 15 January 2012 to 15 January 2013 due to the suspension of the Tropical Timber Market Report during 2012.

**4-1-b. Brazil domestic logs price index\***

The index is based on two-weekly nominal dollar prices/m<sup>3</sup> of ipê, jatoba, massaranduba, miiracatiara, angelim vermelho, mixed redwood and white woods logs.

Source: ITTO Tropical Timber Market Report.



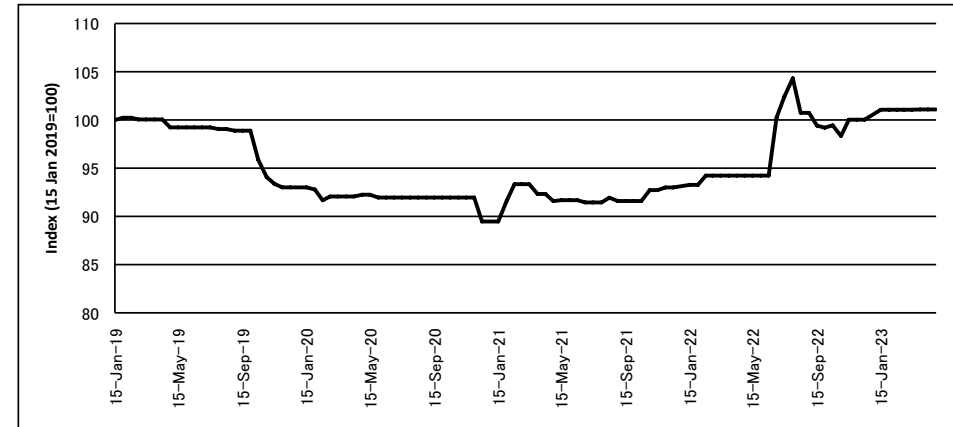
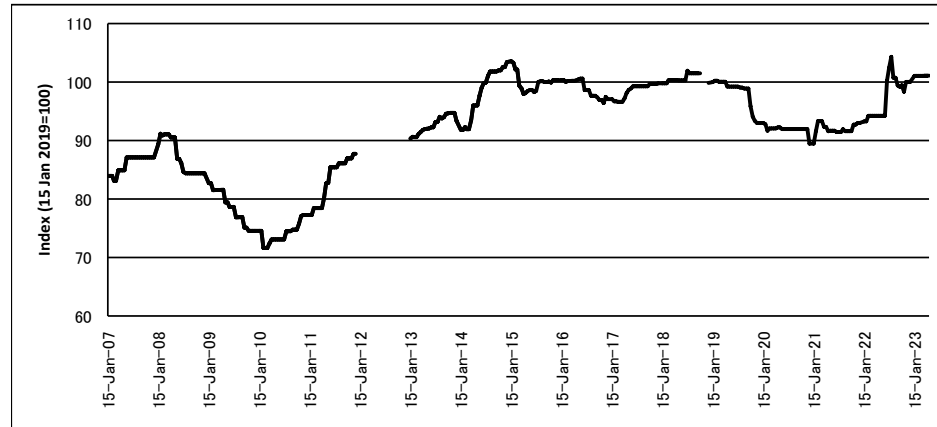
\* Price data is unavailable from 15 January 2012 to 15 January 2013 due to the suspension of the Tropical Timber Market Report during 2012.



**Table 4-2. Tropical Sawnwood Price Indices**

**4-2-a. West Africa sawnwood average export price index\***

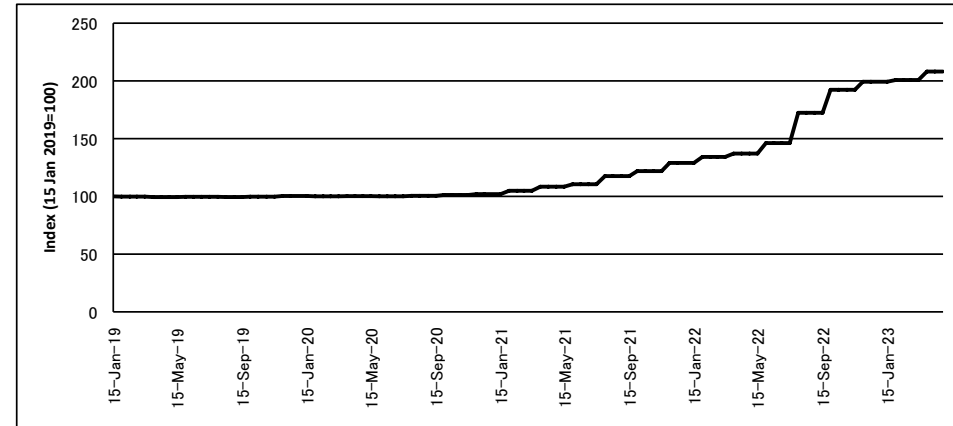
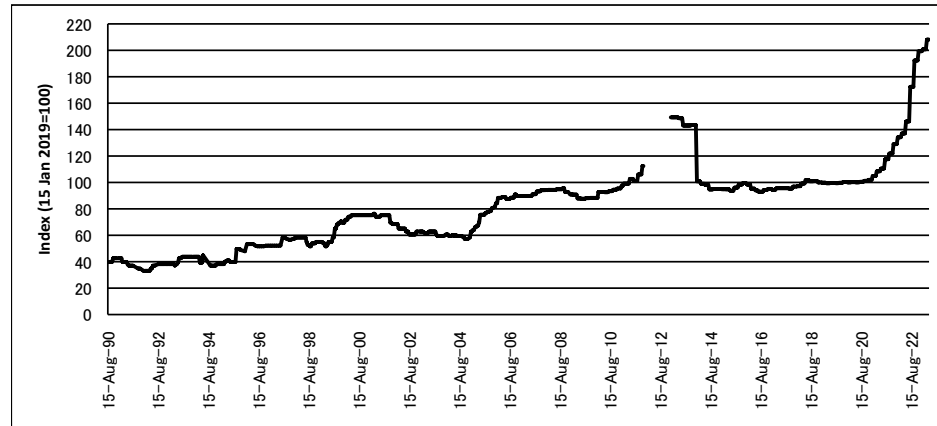
The index is based on two-weekly nominal euro prices/m<sup>3</sup> of ayous, bilinga, iroko, moabi, movingui, okoumé, padouk, khaya, sapele and sipo sawnwoods (first and second grades).  
Source: the ITTO Tropical Timber Market Report.



\* Price data is unavailable from 15 January 2012 to 15 January 2013 due to the suspension of the Tropical Timber Market Report during 2012.

**4-2-b. Brazil sawnwood export price index\***

The index is based on two-weekly nominal dollar prices/m<sup>3</sup> of jatoba sawnwood.  
Source: ITTO Tropical Timber Market Report.

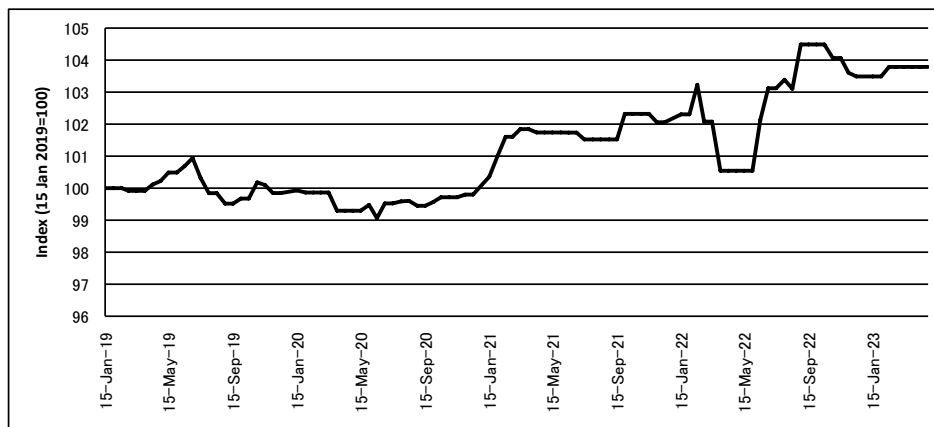
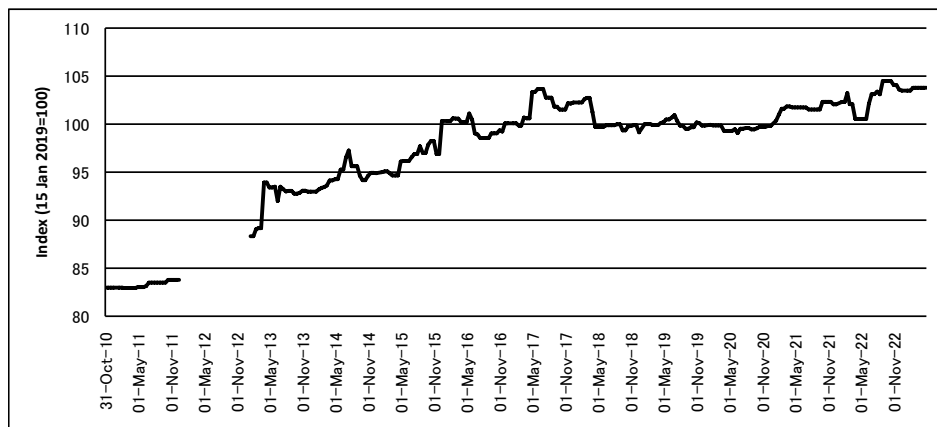


\*Price data is unavailable from 15 January 2012 to 15 January 2013 due to the suspension of the Tropical Timber Market Report during 2012.

**Table 4-3. Tropical Plywood Price Indices**

**4-3-a. Ghana plywood average export price index\***

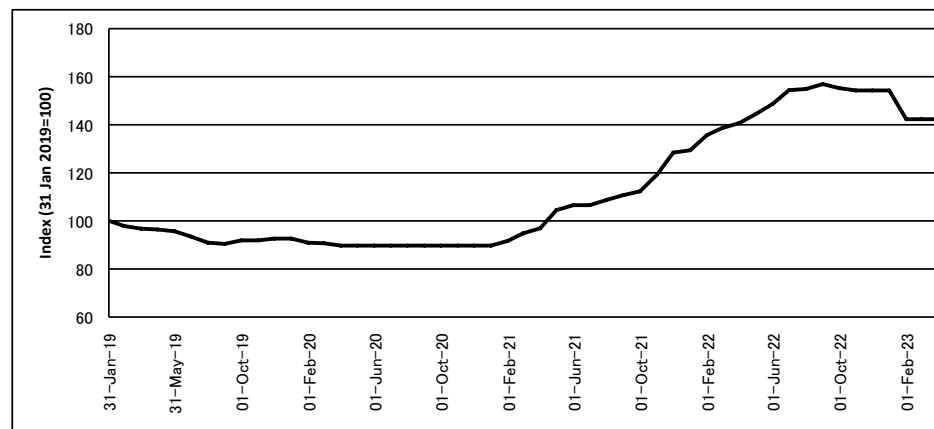
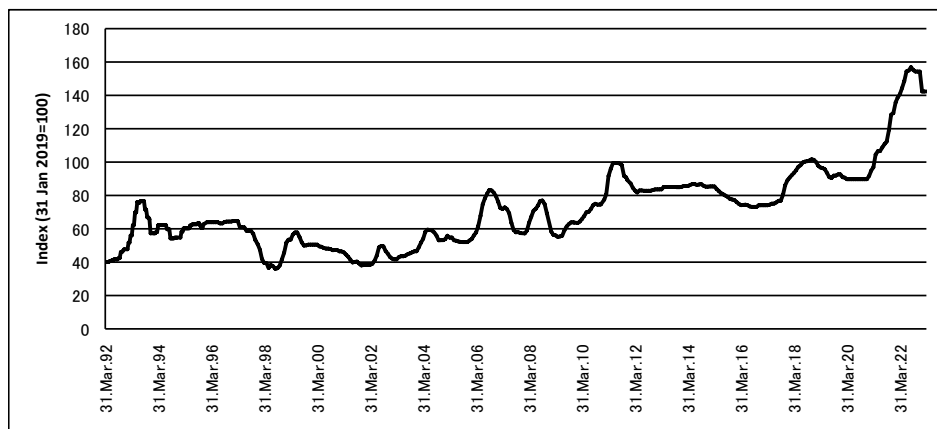
The index is based on two-weekly nominal euro prices/m<sup>3</sup> of plywood made of ceiba (BB/CC grades 4/6/9/12/15/18mm), ofram (BB/CC grades 4/6/9/12/15/18mm) and asanfina (BB/CC grades 4/6/9/12/15/18mm).  
Source: ITTO Tropical Timber Market Report.



\* Price data is unavailable from 15 January 2012 to 15 January 2013 due to the suspension of the Tropical Timber Market Report during 2012.

**4-3-b. Japan Indonesian plywood average import price index**

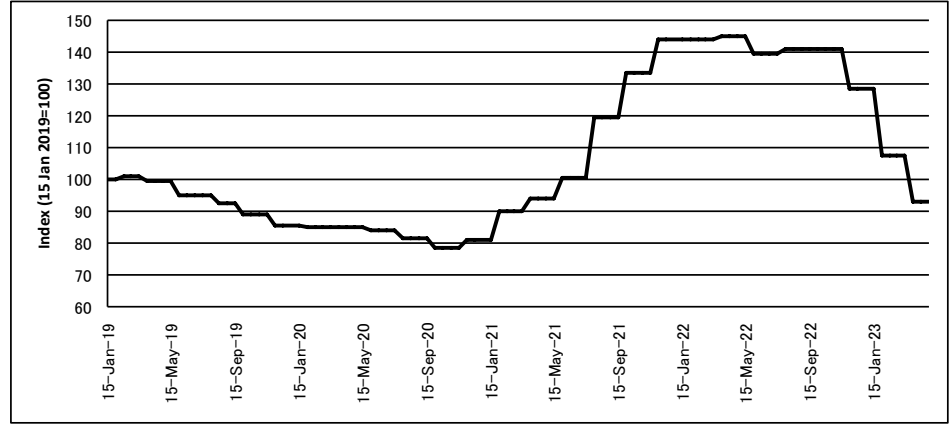
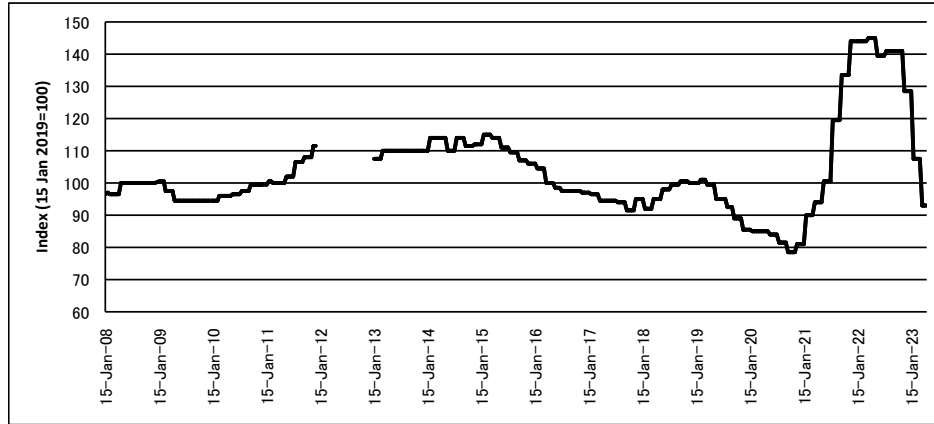
This index is based on two-weekly nominal dollar prices/m<sup>3</sup> of Indonesian panels for concrete formwork (12 mm 3'X6' JAS C&F), Indonesian floor bases (3'x6' JAS C&F) and Indonesian thin panels (3'x6' JAS C&F).  
Source: Japan Lumber Reports.



**Table 4-4. Softwood Sawnwood and Plywood Price Indices**

**4-4-a. Brazil pine sawnwood export price index\***

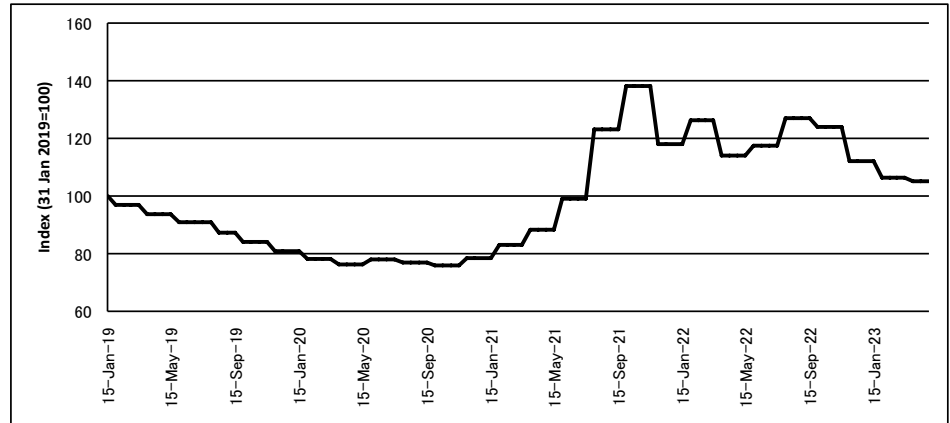
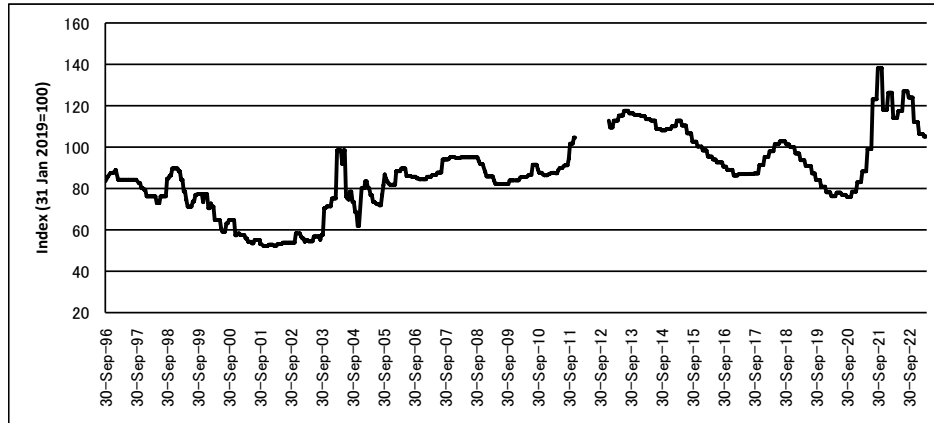
The index is based on two-weekly nominal dollar prices/m<sup>3</sup> of pine (kiln dried) sawnwood.  
Source: ITTO Tropical Timber Market Report.



\* Price data is unavailable from 15 January 2012 to 15 January 2013 due to the suspension of the Tropical Timber Market Report during 2012.

**4-4-b. Brazil pine plywood export price index\***

The index is based on two-weekly nominal dollar prices/m<sup>3</sup> of 9mm, 12mm, 15mm and 18mm pine plywoods (C/CC grades, water and boil proof) exported to the EU market.  
Source: ITTO Tropical Timber Market Report.



\* Price data is unavailable from 15 January 2012 to 15 January 2013 due to the suspension of the Tropical Timber Market Report during 2012.



## APPENDIX 5

### Trade in Secondary Processed Wood Products, 2015-2022

**Table 5-1.** Consumers' Trade of Secondary Wood Products ----- 174

**Table 5-2.** Producers' Trade of Secondary Wood Products ----- 180

N.B. Export values/prices are FOB; import values are CIF, unless otherwise stated.

**Table 5-1. Consumers' Trade of Secondary Processed Wood Products (1000 US\$)**

Country	Product	Imports Value (1000US)							
		2015	2016	2017	2018	2019	2020	2021	2022
Asia-Pacific	Wooden furniture	7 837 689	8 320 543	8 205 535	8 213 272	7 710 599	7 878 345	9 117 038	9 583 600
	Builder woodwork	1 963 508	2 237 657	2 379 952	2 461 673	2 460 291	2 125 191	2 605 567	3 050 451
	Mouldings	1 112 716	1 106 443	1 218 771	1 261 133	1 096 752	1 042 814	1 230 397	1 133 752
	Cane and Bamboo	469 610	351 053	363 811	379 646	424 279	502 916	621 364	486 452
	Other SPWPs	2 574 020	2 615 501	2 646 544	2 600 321	2 563 241	2 821 975	2 958 399	2 698 291
Australia	Wooden furniture	1 471 131	1 473 541	1 563 573	1 687 829	1 589 458	1 815 686	2 055 709	2 285 129
	Builder woodwork	342 227	339 324	372 940	404 516	359 912	288 217	380 201	476 914
	Mouldings	325 644	309 241	340 756	365 661	301 060	326 066	414 510	415 117
	Cane and Bamboo	120 289	90 349	95 232	91 486	98 435	130 764	167 895	112 185
	Other SPWPs	240 545	272 110	291 525	319 198	289 374	299 936	436 371	348 493
China	Wooden furniture	884 119	965 258	1 187 699	1 256 034	1 064 381	911 526	995 192	882 109
	Builder woodwork	92 985	154 229	193 253	155 338	148 844	100 191	129 460	102 886
	Mouldings	242 693	250 735	296 009	324 300	254 947	233 073	258 091	205 243
	Cane and Bamboo	47 072	35 083	51 275	62 260	67 070	68 420	68 026	205 243
	Other SPWPs	703 919	684 706	642 089	561 818	535 588	810 041	579 099	495 091
(Hong Kong S.A.R.)	Wooden furniture	1 400 572	1 735 393	1 312 522	1 026 973	782 746	703 115	994 458	1 280 390
	Builder woodwork	135 068	138 844	148 458	150 429	156 189	150 470	180 470	174 296
	Mouldings	18 605	16 222	16 400	12 891	11 986	9 303	9 508	6 890
	Cane and Bamboo	36 962	27 530	34 562	37 622	50 970	33 291	40 334	40 334
	Other SPWPs	129 880	131 400	118 897	111 734	121 774	125 455	131 080	168 729
(Macao S.A.R.)	Wooden furniture	127 955	84 324	62 189	74 198	71 214	55 313	52 080	52 080
	Builder woodwork	49 901	31 912	30 454	33 260	27 122	29 287	21 167	16 179
	Mouldings	1 746	1 799	1 533	3 408	1 645	1 166	1 598	1 598
	Cane and Bamboo	7 921	8 979	2 714	4 204	2 950	4 155	1 619	1 619
	Other SPWPs	15 265	13 390	11 144	10 350	13 977	8 373	10 068	10 047
(Taiwan Province of China)	Wooden furniture	385 462	352 825	345 743	322 455	336 071	367 976	437 023	498 040
	Builder woodwork	18 235	18 089	17 464	16 355	20 384	17 861	26 526	23 113
	Mouldings	90 005	86 881	93 146	72 742	67 459	71 552	85 846	73 774
	Cane and Bamboo	53 912	18 623	20 111	19 397	23 140	23 056	34 010	34 010
	Other SPWPs	147 050	151 414	217 729	212 520	217 857	223 961	265 372	181 397
Japan	Wooden furniture	2 221 041	2 301 487	2 285 917	2 324 549	2 349 920	2 349 167	2 506 231	2 583 874
	Builder woodwork	1 223 876	1 447 941	1 491 586	1 572 430	1 617 580	1 417 057	1 729 196	2 109 706
	Mouldings	256 744	266 547	253 633	254 897	252 011	202 088	214 111	218 517
	Cane and Bamboo	115 909	101 509	93 598	90 178	91 916	128 938	144 954	76 882
	Other SPWPs	1 079 936	1 092 228	1 075 009	1 081 223	1 073 401	1 007 963	1 101 172	1 146 829
Korea, Rep. of	Wooden furniture	1 120 261	1 157 538	1 202 883	1 264 241	1 253 586	1 443 619	1 701 071	1 665 154
	Builder woodwork	77 945	79 894	91 563	93 254	94 927	102 476	93 169	105 183
	Mouldings	152 471	149 477	183 752	189 415	168 918	159 436	166 625	132 846
	Cane and Bamboo	66 775	56 214	55 083	61 630	75 975	99 672	142 036	142 036
	Other SPWPs	215 952	228 505	248 685	257 725	262 416	298 465	365 338	291 794
New Zealand	Wooden furniture	227 148	250 178	245 010	256 993	263 223	231 944	375 273	336 823
	Builder woodwork	23 269	27 424	34 235	36 091	35 333	30 257	45 378	42 173
	Mouldings	24 807	25 542	33 543	37 818	38 725	40 130	80 108	79 767
	Cane and Bamboo	20 770	12 767	11 237	12 870	13 822	15 620	22 491	11 361
	Other SPWPs	41 473	41 747	41 466	45 753	48 854	47 780	69 899	55 911
EU 28 (to 2019)	Wooden furniture	22 771 208	23 922 577	25 215 210	27 617 011	27 781 960			
	Builder woodwork	5 964 042	6 182 946	6 682 675	7 214 079	6 922 885			
	Mouldings	1 677 624	1 643 008	1 811 819	1 997 274	2 017 867			
	Cane and Bamboo	992 183	930 389	1 000 779	1 109 198	1 212 039			
	Other SPWPs	6 509 588	6 651 660	7 121 733	8 253 021	7 960 685			
EU 27 (from 2020)	Wooden furniture						24 403 185	30 253 726	31 696 704
	Builder woodwork						6 169 661	8 031 234	7 591 713
	Mouldings						1 892 565	2 487 836	2 333 703
	Cane and Bamboo						932 720	1 176 034	854 014
	Other SPWPs						7 134 990	9 904 791	10 622 939
Austria	Wooden furniture	1 111 900	1 185 447	1 212 039	1 275 897	1 219 357	1 263 523	1 482 076	1 437 706
	Builder woodwork	282 177	305 342	331 522	357 916	321 768	336 168	469 603	411 886
	Mouldings	82 650	85 373	89 823	101 504	100 250	104 288	136 601	124 757
	Cane and Bamboo	23 568	37 279	24 757	25 759	25 769	25 575	36 454	36 454
	Other SPWPs	262 138	280 185	307 520	341 063	324 702	327 266	419 965	478 595
Belgium	Wooden furniture	1 345 456	1 364 395	1 389 829	1 468 703	1 487 892	1 541 707	1 954 774	1 816 045
	Builder woodwork	236 489	233 606	234 298	265 119	261 104	270 680	360 708	456 840
	Mouldings	85 918	78 922	87 954	99 201	103 249	103 420	120 601	106 376
	Cane and Bamboo	47 399	48 461	51 707	59 181	65 096	60 168	76 167	76 167
	Other SPWPs	387 895	396 628	421 288	505 937	470 320	467 189	667 173	711 657
Bulgaria	Wooden furniture	54 651	75 015	74 137	96 697	122 160	133 001	183 900	202 508
	Builder woodwork	20 117	22 844	27 218	33 173	33 466	33 550	45 228	53 552
	Mouldings	3 685	4 594	4 840	6 235	6 300	7 079	11 783	13 878
	Cane and Bamboo	3 813	2 905	2 765	5 358	5 641	4 625	6 243	6 243
	Other SPWPs	17 799	21 323	23 352	26 094	27 515	30 009	51 638	67 877
Croatia	Wooden furniture	146 964	155 130	175 988	219 946	224 167	207 539	246 184	286 603
	Builder woodwork	28 401	31 737	39 745	48 870	53 148	49 317	65 572	72 378
	Mouldings	13 739	14 454	15 264	19 463	17 207	18 488	19 747	19 747
	Cane and Bamboo	3 580	3 474	4 518	5 440	4 976	5 539	6 564	6 564
	Other SPWPs	26 803	29 765	32 421	38 733	38 519	38 680	50 550	60 499
Cyprus	Wooden furniture	52 503	56 350	65 879	79 381	70 009	70 127	87 252	100 850
	Builder woodwork	9 591	7 786	11 977	16 466	13 955	12 568	13 458	16 358
	Mouldings	1 574	2 010	2 775	2 705	2 314	1 516	3 361	2 850
	Cane and Bamboo	5 786	2 972	3 054	11 005	13 120	15 501	20 448	20 448
	Other SPWPs	6 442	6 541	7 045	7 758	8 646	7 866	10 513	12 859
Czech Republic	Wooden furniture	347 128	398 860	424 007	482 215	557 510	577 087	771 077	865 555
	Builder woodwork	83 528	97 916	112 667	130 801	132 656	139 337	182 274	180 273
	Mouldings	31 846	31 441	39 169	44 598	51 593	52 283	75 977	72 682
	Cane and Bamboo	9 197	8 937	11 928	12 768	13 671	14 725	20 153	15 654
	Other SPWPs	112 762	124 046	146 760	174 188	186 624	178 468	256 337	295 827

Exports Value (1000 \$)									Product	Country
2015	2016	2017	2018	2019	2020	2021	2022			
<b>23 389 036</b>	<b>22 714 081</b>	<b>23 292 856</b>	<b>23 501 713</b>	<b>20 475 218</b>	<b>20 575 270</b>	<b>26 282 773</b>	<b>26 276 457</b>		Wooden furniture	Asia-Pacific
<b>2 205 799</b>	<b>2 118 052</b>	<b>2 132 775</b>	<b>2 138 032</b>	<b>1 931 387</b>	<b>1 712 100</b>	<b>2 186 750</b>	<b>2 245 979</b>		Builder woodwork	
<b>810 468</b>	<b>763 492</b>	<b>836 501</b>	<b>919 560</b>	<b>786 747</b>	<b>656 177</b>	<b>839 561</b>	<b>708 284</b>		Mouldings	
<b>2 834 881</b>	<b>1 505 492</b>	<b>1 606 751</b>	<b>1 757 982</b>	<b>1 786 496</b>	<b>2 174 452</b>	<b>2 700 639</b>	<b>2 697 368</b>		Cane and Bamboo	
<b>5 401 328</b>	<b>5 277 437</b>	<b>5 473 844</b>	<b>5 996 429</b>	<b>5 867 908</b>	<b>6 331 418</b>	<b>8 503 591</b>	<b>6 283 970</b>		Other SPWPs	
21 270 c	21 206 c	54 616 ca	60 352 ca	54 629 ca	37 585 ca	34 379 ca	25 731 ca		Wooden furniture	Australia
18 498 ca	19 799 ca	17 855 ca	15 689 ca	14 381 ca	11 733 c	14 585 c	12 978 ca		Builder woodwork	
3 203 c	3 193 ca	4 379 ca	2 062 c	2 421 ca	2 437 ca	2 520 ca	3 595 c		Mouldings	
4 751 c	5 424 c	3 092 c	3 556 ca	2 577 c	2 272 c	2 871 c	4 863 c		Cane and Bamboo	
14 124 c	14 984 c	16 183 c	15 667 c	16 448 c	14 234 c	22 953 c	23 656 c		Other SPWPs	
22 848 530 c	22 206 770 c	22 687 130 c	22 933 440 c	19 919 620 c	20 006 380 c	25 600 860 c	25 675 320 c		Wooden furniture	China
2 009 344 ca	1 925 649 ca	1 919 657 ca	1 940 887 ca	1 734 376 ca	1 563 165 ca	2 020 224 ca	2 114 506 ca		Builder woodwork	
710 207 ca	674 140 ca	743 111 ca	828 866 ca	705 124 ca	573 460 ca	713 975 ca	597 620 ca		Mouldings	
2 733 528 c	1 404 159 c	1 486 597 ca	1 651 390 ca	1 676 244 c	2 046 583 c	2 560 231 c	2 560 231 x		Cane and Bamboo	
5 112 762 ca	5 009 616 ca	5 209 219 ca	5 732 741 c	5 609 834 c	6 110 825 c	8 212 025 c	6 056 929 c		Other SPWPs	
130 604 ca	109 460 ca	129 838 ca	117 745 ca	92 355 ca	96 114 ca	167 802 ca	114 063 ca		Wooden furniture	(Hong Kong S.A.R.)
48 547 c	49 296 c	51 887 c	43 478 c	54 387 c	42 333 c	61 965 c	27 745 c		Builder woodwork	
7 845 ca	3 534 ca	5 250 ca	4 901 ca	2 811 ca	2 894 ca	3 906 ca	3 779 ca		Mouldings	
12 654 ca	10 032 ca	7 936 ca	7 493 ca	8 618 ca	6 078 ca	7 174 ca	7 174 x		Cane and Bamboo	
135 280 c	110 099 c	97 182 c	98 242 c	94 734 c	52 601 c	65 634 c	53 446 c		Other SPWPs	
4 339 ca	3 376 ca	1 685 ca	1 374 ca	1 923 ca	1 522 ca	1 701 ca	2 181 ca		Wooden furniture	(Macao S.A.R.)
325 c	211 c	202 c	142 c	90 c	26 c	41 c	28 c		Builder woodwork	
0 ca	10 ca	6 ca	6 ca	86 ca	36 ca	0 ca	0 ca		Mouldings	
45 ca	25 ca	13 ca	12 ca	86 ca	31 ca	49 ca	0 ca		Cane and Bamboo	
341 ca	308 ca	370 ca	528 ca	495 ca	535 ca	535 ca	829 ca		Other SPWPs	
271 418 ca	257 474 ca	288 999 ca	249 526 ca	263 217 ca	304 239 ca	347 871 ca	339 193 ca		Wooden furniture	(Taiwan Province of China)
14 946 c	15 851 c	18 161 c	16 230 c	12 876 c	12 596 c	18 074 c	20 242 c		Builder woodwork	
4 719 ca	3 888 ca	4 097 ca	3 564 ca	2 893 c	2 786 ca	2 566 ca	4 513 ca		Mouldings	
54 081 c	50 505 c	52 163 c	48 959 c	55 206 c	64 253 c	76 981 c	76 981 x		Cane and Bamboo	
57 890 ca	52 282 ca	52 049 ca	52 579 c	53 475 c	48 645 ca	66 175 ca	54 714 ca		Other SPWPs	
39 116 ca	47 404 ca	59 346 ca	67 171 ca	67 331 ca	59 522 ca	71 588 ca	57 805 c		Wooden furniture	Japan
7 421 c	11 231 ca	22 001 ca	19 767 ca	17 111 c	14 579 c	20 405 c	29 370 c		Builder woodwork	
3 490 ca	4 441 ca	3 213 ca	3 687 ca	3 021 c	2 982 ca	6 414 ca	5 380 ca		Mouldings	
6 985 ca	5 576 ca	3 714 ca	6 089 ca	6 339 ca	9 052 ca	6 134 ca	1 161 c		Cane and Bamboo	
45 240 ca	54 966 ca	63 359 ca	57 269 ca	54 550 ca	60 476 ca	80 956 ca	51 524 ca		Other SPWPs	
56 740 ca	49 048 c	50 617 c	51 795 c	58 397 c	59 122 ca	42 875 ca	51 400 ca		Wooden furniture	Korea, Rep. of
11 041 c	8 286 ca	7 910 ca	9 511 ca	6 807 c	6 483 c	6 489 ca	2 922 c		Builder woodwork	
980 ca	737 ca	1 067 ca	491 c	558 ca	355 ca	561 c	482 c		Mouldings	
22 028 c	27 928 c	51 184 c	39 059 c	35 868 c	44 125 c	46 389 c	46 389 x		Cane and Bamboo	
26 435 c	26 612 c	27 695 c	31 436 c	30 646 c	37 456 c	40 963 c	34 725 c		Other SPWPs	
17 019 c	19 345 c	20 624 ca	20 310 ca	17 747 ca	10 786 ca	15 698 c	10 763 c		Wooden furniture	New Zealand
95 677 ca	87 729 ca	95 102 ca	92 328 ca	91 359 ca	61 186 ca	44 968 ca	38 188 ca		Builder woodwork	
80 024 ca	73 548 ca	75 374 ca	75 981 ca	69 833 ca	71 227 ca	109 619 ca	92 915 ca		Mouldings	
809 ca	1 841 c	2 052 c	1 425 ca	1 559 ca	1 610 ca	810 ca	569 c		Cane and Bamboo	
9 256 c	8 570 c	7 787 c	7 966 ca	7 726 c	6 646 c	14 351 c	8 147 c		Other SPWPs	
<b>25 298 655</b>	<b>26 328 327</b>	<b>27 566 868</b>	<b>29 506 747</b>	<b>28 658 546</b>					Wooden furniture	EU 28 (to 2019)
<b>7 441 289</b>	<b>7 676 092</b>	<b>8 329 827</b>	<b>8 828 324</b>	<b>8 378 710</b>					Builder woodwork	
<b>1 573 300</b>	<b>1 602 084</b>	<b>1 735 549</b>	<b>1 903 217</b>	<b>1 883 698</b>					Mouldings	
<b>885 653</b>	<b>907 078</b>	<b>1 035 063</b>	<b>1 147 294</b>	<b>1 111 066</b>					Cane and Bamboo	
<b>5 406 692</b>	<b>5 546 761</b>	<b>6 105 603</b>	<b>7 144 242</b>	<b>6 795 919</b>					Other SPWPs	
					<b>28 057 396</b>	<b>34 515 201</b>	<b>38 646 642</b>		Wooden furniture	EU 27 (from 2020)
					<b>8 425 336</b>	<b>10 813 227</b>	<b>10 800 379</b>		Builder woodwork	
					<b>1 883 400</b>	<b>2 554 204</b>	<b>2 523 433</b>		Mouldings	
					<b>909 583</b>	<b>1 101 127</b>	<b>1 110 561</b>		Cane and Bamboo	
					<b>6 465 338</b>	<b>8 841 002</b>	<b>10 076 252</b>		Other SPWPs	
471 401 c	525 726 c	548 761 c	601 431 c	548 227 c	512 016 c	561 823 c	684 216 c		Wooden furniture	Austria
1 216 016 c	1 318 565 c	1 387 387 c	1 475 896 c	1 437 243 c	1 492 198 c	2 131 153 c	2 037 805 c		Builder woodwork	
128 927 c	130 517 c	129 734 c	150 078 c	146 501 c	155 887 c	174 601 c	165 574 c		Mouldings	
5 717 ca	10 758 ca	17 444 ca	22 438 ca	10 060 ca	9 607 ca	9 342 ca	6 152 ca		Cane and Bamboo	
126 463 c	126 504 ca	138 743 c	213 661 c	209 028 c	185 847 ca	221 474 ca	227 214 ca		Other SPWPs	
500 429 ca	493 703 ca	553 004 ca	541 949 ca	524 757 ca	591 915 ca	702 389 ca	774 126 ca		Wooden furniture	Belgium
135 928 ca	143 985 ca	161 209 ca	168 958 ca	180 895 ca	205 887 ca	255 072 ca	376 512 c		Builder woodwork	
39 567 ca	36 098 ca	41 569 ca	39 316 ca	39 581 ca	47 447 ca	69 537 ca	102 588 c		Mouldings	
12 537 ca	9 201 ca	12 604 ca	11 364 ca	12 626 ca	22 408 ca	28 538 ca	28 538 x		Cane and Bamboo	
236 767 c	246 349 c	259 774 ca	286 913 c	273 674 ca	270 356 ca	392 258 ca	477 646 c		Other SPWPs	
124 530 c	136 218 c	144 751 c	158 089 c	171 863 c	188 121 c	257 960 c	254 615 c		Wooden furniture	Bulgaria
7 414 c	7 472 ca	11 804 c	15 665 c	18 897 c	22 317 c	28 161 c	28 617 ca		Builder woodwork	
8 266 c	7 642 c	4 516 c	4 913 c	4 846 c	3 869 c	4 735 c	5 111 c		Mouldings	
6 366 c	7 323 ca	8 846 ca	10 091 c	12 943 c	17 940 c	23 008 c	23 008 x		Cane and Bamboo	
30 062 ca	37 166 c	37 437 ca	40 754 ca	56 164 ca	55 117 ca	72 549 ca	77 024 c		Other SPWPs	
89 907 c	97 278 c	99 187 c	106 077 c	100 981 c	98 137 c	129 146 c	151 169 c		Wooden furniture	Croatia
50 078 ca	47 075 c	53 118 c	67 589 c	70 862 c	91 357 c	129 111 c	145 805 c		Builder woodwork	
54 012 c	60 792 c	62 362 c	78 169 c	79 790 c	68 933 c	93 933 c	109 266 c		Mouldings	
1 910 c	2 007 c	2 268 c	2 103 c	3 743 c	3 001 c	2 996 c	2 996 x		Cane and Bamboo	
33 793 ca	42 791 ca	48 310 ca	53 715 ca	58 781 ca	60 324 ca	82 733 ca	85 742 ca		Other SPWPs	
48 863 ca	49 330 ca	62 163 ca	7 288 ca	8 847 ca	10 149 ca	13 041 ca	17 869 ca		Wooden furniture	Cyprus
291 ca	1 353 ca	767 ca	401 ca	803 ca	328 ca	1 900 ca	1 028 ca		Builder woodwork	
219 ca	81 ca	47 ca	187 ca	367 ca	46 ca	17 ca	116 ca		Mouldings	
1 395 ca	1 600 ca	1 625 ca	580 ca	589 ca	44 ca	37 ca	136 ca		Cane and Bamboo	
3 732 ca	3 648 ca	4 626 ca	1 309 ca	1 625 ca	1 713 ca	3 340 ca	2 579 ca		Other SPWPs	
357 995 c	421 286 c	456 227 c	456 146 c	445 132 c	485 951 c	677 640 c	775 204 c		Wooden furniture	Czech Republic
210 772 c	218 316 c	232 037 c	253 415 c	248 416 c	233 256 c	300 661 c	299 600 c		Builder woodwork	
49 084 c	48 300 c	55 302 c	64 833 c	61 473 c	59 272 c	76 416 c	74 782 c		Mouldings	
10 313 c	13 438 c	10 657 c	7 776 c	8 155 c	7 574 c	7 996 c	11 110 c		Cane and Bamboo	
296 965 c	299 669 c	318 844 c	368 445 c	357 209 c	343 950 c	497 549 c	560 274 c		Other SPWPs	

**Table 5-1. Consumers' Trade of Secondary Processed Wood Products (1000 US\$)**

Country	Product	Imports Value (1000US)							
		2015	2016	2017	2018	2019	2020	2021	2022
Denmark	Wooden furniture	642 590 c	625 518 ca	680 974 c	748 881 ca	743 335 ca	803 546 ca	1 026 057 ca	1 278 004 c
	Builder woodwork	375 198 c	362 779 c	385 680 c	420 392 c	428 211 c	457 231 c	496 053 c	430 536 c
	Mouldings	62 970 ca	57 218 ca	64 330 ca	73 500 ca	73 710 ca	82 832 ca	116 447 ca	110 583 ca
	Cane and Bamboo	21 059 ca	16 629 ca	21 867 ca	27 733 ca	30 668 ca	30 389 ca	50 507 ca	50 507 x
	Other SPWPs	176 067 c	167 799 c	183 473 c	212 883 c	190 449 ca	216 013 ca	283 386 ca	316 688 c
Estonia	Wooden furniture	72 846 c	61 545 ca	63 325 ca	70 648 ca	71 173 ca	72 623 ca	95 056 ca	97 243 ca
	Builder woodwork	33 007 ca	41 209 ca	45 247 ca	50 215 ca	48 405 c	47 449 c	64 806 c	67 195 c
	Mouldings	6 777 ca	6 248 ca	7 569 c	12 091 c	12 368 c	18 972 c	30 080 c	33 777 c
	Cane and Bamboo	2 100 ca	2 196 ca	1 856 ca	2 892 ca	3 159 ca	2 580 ca	2 290 ca	1 396 c
	Other SPWPs	18 882 c	18 339 c	24 926 c	30 736 ca	30 425 ca	27 196 ca	35 079 c	41 337 c
Finland	Wooden furniture	288 040 ca	287 169 ca	305 225 ca	330 707 ca	325 485 ca	326 485 ca	367 701 ca	384 586 ca
	Builder woodwork	91 310 c	81 595 ca	89 546 c	99 420 c	100 283 ca	101 735 ca	123 129 ca	112 960 ca
	Mouldings	16 379 c	20 958 c	23 949 ca	24 120 c	27 261 c	26 632 ca	35 796 ca	37 215 ca
	Cane and Bamboo	6 653 ca	6 054 c	7 916 c	9 152 c	10 130 ca	11 788 c	10 727 ca	10 727 x
	Other SPWPs	63 605 ca	63 842 ca	66 724 ca	75 498 ca	75 567 ca	81 607 ca	99 211 ca	102 118 ca
France	Wooden furniture	3 744 434 ca	4 047 869 ca	4 242 791 ca	4 660 390 ca	4 613 991 ca	4 524 927 ca	5 895 066 ca	6 161 689 ca
	Builder woodwork	534 384 ca	548 104 ca	628 027 ca	695 357 ca	643 544 ca	645 110 ca	870 762 ca	762 605 ca
	Mouldings	261 846 c	232 441 c	248 807 c	279 891 ca	306 120 ca	298 939 ca	401 093 ca	434 814 c
	Cane and Bamboo	141 944 ca	133 804 ca	142 932 ca	163 068 ca	185 878 ca	154 721 ca	184 653 ca	184 653 x
	Other SPWPs	729 418 c	784 757 c	874 856 c	986 598 ca	970 423 c	915 611 c	1 266 040 c	1 365 176 c
Germany	Wooden furniture	4 818 539 ca	5 026 592 ca	5 243 100 ca	5 859 527 ca	5 832 236 ca	6 329 009 ca	7 562 213 ca	7 470 094 ca
	Builder woodwork	1 252 286 ca	1 299 866 ca	1 360 043 ca	1 437 320 ca	1 396 339 ca	1 525 769 ca	1 887 128 ca	1 592 370 c
	Mouldings	314 718 ca	291 294 ca	326 279 ca	362 532 ca	349 966 ca	386 300 ca	461 285 c	402 810 ca
	Cane and Bamboo	205 029 ca	185 033 ca	196 936 ca	219 618 ca	212 907 ca	198 691 ca	259 431 ca	132 896 c
	Other SPWPs	1 603 041 c	1 618 200 c	1 693 858 c	1 994 117 ca	1 841 004 c	1 894 213 c	2 689 971 c	2 774 193 c
Greece	Wooden furniture	131 420 ca	136 910 ca	146 185 ca	187 693 ca	186 468 ca	176 029 ca	225 170 ca	249 597 c
	Builder woodwork	16 603 ca	21 310 ca	21 685 ca	27 281 ca	26 965 ca	27 191 ca	37 473 ca	42 545 c
	Mouldings	9 085 c	9 079 c	10 214 c	12 473 c	11 309 ca	11 294 c	17 601 c	18 401 c
	Cane and Bamboo	15 562 ca	10 743 ca	10 658 ca	14 127 ca	14 931 ca	14 931 ca	14 282 ca	10 040 c
	Other SPWPs	47 658 ca	62 737 ca	61 951 ca	71 111 ca	73 828 ca	68 894 ca	98 438 c	127 723 c
Hungary	Wooden furniture	147 361 ca	177 620 ca	206 708 ca	260 301 ca	270 812 ca	267 558 ca	320 162 ca	354 871 ca
	Builder woodwork	61 177 ca	76 559 c	101 296 c	104 164 c	107 097 c	104 425 c	139 580 c	109 939 ca
	Mouldings	17 303 ca	20 972 ca	22 248 c	27 696 c	30 282 c	35 384 c	46 562 c	41 845 c
	Cane and Bamboo	11 813 ca	11 758 ca	13 367 ca	13 799 ca	14 014 ca	14 304 ca	15 931 ca	15 931 x
	Other SPWPs	66 216 ca	72 760 c	87 352 c	103 974 c	112 302 c	117 102 c	151 783 c	158 422 c
Ireland	Wooden furniture	283 613 ca	334 617 ca	352 683 ca	393 551 ca	397 793 ca	381 173 ca	398 713 c	461 840 c
	Builder woodwork	103 950 ca	106 422 ca	118 206 ca	182 313 ca	143 805 ca	138 286 ca	183 816 ca	148 692 ca
	Mouldings	20 979 ca	23 957 ca	26 926 ca	29 540 ca	28 403 ca	30 177 ca	39 237 ca	36 764 ca
	Cane and Bamboo	14 289 ca	6 640 ca	9 226 ca	9 511 ca	10 820 ca	9 019 ca	11 413 ca	11 413 x
	Other SPWPs	87 604 ca	96 118 ca	93 172 ca	104 381 ca	106 823 ca	101 294 ca	107 171 ca	110 570 ca
Italy	Wooden furniture	870 913 ca	896 602 ca	888 630 ca	957 026 ca	945 157 ca	895 422 ca	1 117 223 ca	1 361 784 c
	Builder woodwork	526 010 ca	543 545 ca	556 392 c	600 818 c	511 427 ca	506 226 ca	788 758 c	936 406 c
	Mouldings	111 681 c	108 115 c	94 839 c	97 673 ca	96 034 ca	76 299 ca	110 268 ca	117 559 ca
	Cane and Bamboo	51 599 c	58 347 c	57 077 ca	59 283 ca	62 700 ca	45 443 ca	59 072 ca	59 072 x
	Other SPWPs	487 032 ca	505 948 ca	553 304 ca	667 011 ca	619 186 ca	586 669 ca	818 065 ca	909 190 c
Latvia	Wooden furniture	81 774 ca	72 208 ca	86 585 ca	91 152 ca	98 972 ca	94 950 ca	99 399 ca	105 830 c
	Builder woodwork	34 525 ca	36 404 ca	36 353 c	36 424 ca	36 296 ca	38 330 ca	51 647 c	46 975 ca
	Mouldings	7 205 ca	7 905 ca	12 843 ca	15 430 ca	16 853 ca	18 895 ca	31 315 ca	22 567 ca
	Cane and Bamboo	4 359 ca	3 540 ca	4 395 c	5 486 c	4 569 c	5 330 c	7 376 c	7 376 x
	Other SPWPs	18 077 ca	15 441 c	20 780 ca	28 169 ca	31 290 ca	31 203 ca	44 799 ca	39 828 ca
Lithuania	Wooden furniture	97 149 c	99 598 c	107 271 c	114 161 c	117 576 c	122 084 c	144 560 ca	224 425 c
	Builder woodwork	51 229 c	53 403 c	58 384 c	65 157 c	70 350 ca	82 735 c	102 551 c	109 220 c
	Mouldings	27 924 ca	37 342 ca	26 920 ca	29 466 ca	34 957 ca	36 270 ca	58 789 ca	51 555 ca
	Cane and Bamboo	4 718 c	5 548 c	5 909 c	10 872 c	8 137 c	8 239 ca	7 321 c	8 105 c
	Other SPWPs	47 665 ca	31 628 c	38 651 c	48 270 c	48 929 c	53 847 c	68 478 c	77 552 c
Luxembourg	Wooden furniture	155 191 ca	157 055 ca	205 912 ca	173 004 c	173 296 c	165 077 c	203 530 c	174 404 c
	Builder woodwork	62 108 c	58 886 ca	67 869 c	65 446 c	70 861 c	70 926 c	94 150 ca	88 508 c
	Mouldings	10 315 c	10 976 c	10 837 c	10 409 c	10 298 c	9 882 c	13 874 c	11 887 c
	Cane and Bamboo	2 736 c	2 377 c	2 281 c	2 548 ca	2 840 ca	2 563 c	3 573 c	3 573 x
	Other SPWPs	30 255 c	31 967 c	32 599 c	40 240 c	37 383 c	37 584 c	48 114 c	45 337 c
Malta	Wooden furniture	57 995 ca	68 978 ca	62 349 ca	77 776 ca	77 783 ca	65 980 ca	79 369 ca	83 369 ca
	Builder woodwork	4 094 ca	4 570 ca	5 927 ca	7 468 ca	8 093 ca	7 741 ca	7 511 ca	6 291 ca
	Mouldings	1 200 ca	1 433 ca	1 958 ca	3 354 ca	3 283 ca	1 678 ca	1 281 ca	871 ca
	Cane and Bamboo	4 223 ca	3 034 ca	1 581 ca	2 140 ca	3 026 ca	3 952 ca	3 590 ca	3 590 x
	Other SPWPs	3 329 ca	6 382 ca	5 951 ca	5 657 ca	5 674 ca	5 802 ca	7 379 ca	5 595 ca
Netherlands	Wooden furniture	1 691 888 c	1 800 935 c	2 122 359 c	2 333 228 c	2 383 859 c	2 556 737 c	3 129 005 c	3 275 863 c
	Builder woodwork	361 290 c	375 486 c	441 380 c	454 066 c	469 086 c	513 470 c	641 964 c	624 046 c
	Mouldings	158 095 ca	166 224 ca	197 020 ca	220 724 ca	231 506 ca	240 828 ca	324 052 ca	268 303 ca
	Cane and Bamboo	65 419 ca	59 251 ca	72 923 ca	86 265 ca	118 333 ca	123 998 ca	155 587 ca	17 913 ca
	Other SPWPs	577 462 ca	581 929 ca	637 618 ca	742 494 ca	692 049 ca	713 666 ca	1 031 888 ca	1 077 959 c
Poland	Wooden furniture	406 050 ca	468 540 ca	500 142 ca	539 464 ca	620 247 ca	687 923 ca	908 008 ca	855 283 ca
	Builder woodwork	150 535 ca	145 918 ca	158 366 ca	197 092 ca	215 296 ca	199 402 ca	287 212 ca	202 711 ca
	Mouldings	43 992 ca	46 031 ca	65 475 ca	81 532 ca	77 693 ca	89 328 ca	117 859 ca	95 010 ca
	Cane and Bamboo	18 218 ca	19 208 ca	26 354 ca	29 673 ca	32 011 ca	30 366 ca	40 598 ca	29 549 ca
	Other SPWPs	149 444 ca	165 221 ca	196 331 ca	236 131 ca	251 888 ca	273 942 ca	394 860 ca	407 140 ca
Portugal	Wooden furniture	178 117 c	199 705 c	231 240 c	279 882 c	284 002 c	267 451 c	334 880 c	392 649 c
	Builder woodwork	30 258 c	33 887 c	44 746 c	54 809 c	50 927 ca	59 314 c	88 445 c	93 709 c
	Mouldings	18 366 c	24 682 c	23 652 c	33 631 c	31 294 c	31 121 c	29 472 c	33 634 c
	Cane and Bamboo	13 107 ca	10 688 ca	11 638 ca	13 129 ca	13 815 ca	13 377 ca	13 301 ca	13 301 x
	Other SPWPs	83 316 c	91 366 c	98 243 c	100 623 c	107 543 c	97 758 c	121 393 c	121 297 c
Romania	Wooden furniture	181 714 c	224 321 c	266 455 c	365 415 c	391 208 c	383 282 c	473 104 c	542 254 c
	Builder woodwork	85 315 ca	97 307 ca	106 002 ca	129 022 ca	122 066 c	124 510 c	161 078 c	153 193 c
	Mouldings	14 019 c	14 150 c	21 728 c	36 661 c	39 134 c	39 208 c	57 768 c	44 002 c
	Cane and Bamboo	7 844 ca	9 036 ca	11 872 ca	11 872 ca	18 797 ca	23 233 c	31 303 c	31 303 x
	Other SPWPs	45 313 c	53 465 c	61 079 c	80 290 c	99 173 c	94 960 c	114 032 c	129 490 c



Exports Value (1000 \$)									Product	Country
2015	2016	2017	2018	2019	2020	2021	2022			
1 281 165 c	1 331 813 c	1 253 744 c	1 281 458 c	1 289 165 c	1 325 019 c	1 591 550 c	1 630 098 c	Wooden furniture	Denmark	
528 503 c	482 377 c	481 561 c	536 890 c	470 340 c	423 105 c	472 387 c	470 124 c	Builder woodwork		
23 559 c	22 734 c	53 905 c	63 751 c	63 182 c	62 346 c	81 584 c	90 178 c	Mouldings		
9 550 c	11 391 c	15 455 c	18 972 c	19 964 c	25 251 c	27 771 c	27 771 c	Cane and Bamboo		
105 255 c	116 278 c	147 855 c	149 245 c	157 441 c	155 382 c	186 090 c	199 042 c	Other SPWPs		
251 671 c	262 338 c	290 655 c	296 028 c	275 977 c	250 933 c	287 678 c	328 770 c	Wooden furniture	Estonia	
271 590 c	304 043 c	332 922 c	367 339 c	360 566 c	391 566 c	517 673 c	538 296 c	Builder woodwork		
123 893 c	131 882 c	149 894 c	173 203 c	180 259 c	217 853 c	327 019 c	345 712 c	Mouldings		
3 310 c	1 485 c	3 821 c	7 534 c	4 947 c	4 935 c	3 058 c	926 c	Cane and Bamboo		
93 952 c	87 846 c	97 414 c	110 733 c	103 880 c	111 859 c	155 331 c	177 293 c	Other SPWPs		
42 072 c	57 668 c	82 453 c	98 913 c	136 592 c	108 153 c	130 289 c	164 296 c	Wooden furniture	Finland	
207 050 c	240 368 c	292 859 c	272 362 c	241 295 c	258 504 c	377 650 c	473 910 c	Builder woodwork		
41 837 c	41 221 c	52 826 c	58 048 c	66 082 c	78 142 c	132 327 c	122 877 c	Mouldings		
1 270 c	1 494 c	1 127 c	1 892 c	3 471 c	2 215 c	4 779 c	1 939 c	Cane and Bamboo		
42 465 c	35 650 c	38 105 c	39 905 c	40 158 c	41 312 c	64 064 c	61 381 c	Other SPWPs		
820 169 c	835 306 c	851 505 c	904 497 c	879 784 c	836 842 c	1 064 708 c	1 174 789 c	Wooden furniture	France	
114 344 c	109 142 c	136 542 c	138 096 c	131 141 c	145 374 c	164 787 c	191 037 c	Builder woodwork		
50 787 c	54 547 c	57 851 c	51 183 c	52 230 c	45 261 c	56 866 c	61 687 c	Mouldings		
48 143 c	47 178 c	55 764 c	54 876 c	57 546 c	53 105 c	66 601 c	66 601 c	Cane and Bamboo		
618 679 c	645 685 c	735 065 c	797 117 c	793 010 c	702 507 c	816 484 c	958 627 c	Other SPWPs		
4 513 202 c	4 732 402 c	4 776 660 c	5 071 591 c	4 963 418 c	4 973 811 c	5 926 889 c	6 352 406 c	Wooden furniture	Germany	
1 207 183 c	1 226 262 c	1 335 937 c	1 374 988 c	1 373 045 c	1 394 281 c	1 711 875 c	1 644 070 c	Builder woodwork		
239 507 c	269 205 c	287 381 c	281 429 c	261 166 c	255 812 c	345 522 c	290 466 c	Mouldings		
80 153 c	82 390 c	81 720 c	78 443 c	90 892 c	86 185 c	96 745 c	84 070 c	Cane and Bamboo		
773 331 c	811 642 c	917 811 c	1 070 223 c	1 025 031 c	1 016 865 c	1 386 964 c	1 440 326 c	Other SPWPs		
29 479 c	31 115 c	34 360 c	53 387 c	50 824 c	56 698 c	62 639 c	80 679 c	Wooden furniture	Greece	
3 636 c	3 943 c	4 971 c	5 363 c	8 455 c	9 508 c	11 006 c	19 678 c	Builder woodwork		
1 059 c	1 030 c	1 383 c	1 812 c	1 700 c	1 500 c	1 271 c	1 161 c	Mouldings		
1 135 c	1 832 c	1 573 c	3 022 c	1 748 c	3 021 c	5 982 c	6 016 c	Cane and Bamboo		
7 971 c	8 481 c	10 140 c	11 158 c	14 092 c	12 110 c	31 684 c	33 819 c	Other SPWPs		
299 429 c	313 221 c	288 424 c	293 962 c	278 110 c	279 622 c	308 962 c	384 428 c	Wooden furniture	Hungary	
154 308 c	180 704 c	200 486 c	191 571 c	173 325 c	172 300 c	227 379 c	215 254 c	Builder woodwork		
13 688 c	14 534 c	9 474 c	9 984 c	14 779 c	11 474 c	9 431 c	6 278 c	Mouldings		
1 974 c	3 411 c	2 571 c	2 011 c	1 438 c	3 289 c	5 205 c	5 205 c	Cane and Bamboo		
70 908 c	84 782 c	89 799 c	94 326 c	89 994 c	86 707 c	115 669 c	112 020 c	Other SPWPs		
54 101 c	60 941 c	56 513 c	66 735 c	61 999 c	66 303 c	51 483 c	71 489 c	Wooden furniture	Ireland	
32 285 c	30 046 c	29 452 c	28 426 c	22 277 c	19 376 c	31 133 c	35 492 c	Builder woodwork		
4 409 c	2 026 c	2 445 c	2 076 c	5 068 c	1 703 c	3 141 c	3 480 c	Mouldings		
304 c	605 c	2 995 c	1 290 c	1 831 c	1 059 c	1 159 c	1 159 c	Cane and Bamboo		
24 623 c	24 038 c	24 938 c	29 935 c	16 684 c	31 680 c	56 827 c	64 027 c	Other SPWPs		
5 197 357 c	5 183 023 c	5 265 221 c	5 682 656 c	5 354 307 c	5 149 743 c	6 512 416 c	7 909 678 c	Wooden furniture	Italy	
442 330 c	421 862 c	466 251 c	467 039 c	429 466 c	391 781 c	485 202 c	413 047 c	Builder woodwork		
145 112 c	145 673 c	145 981 c	163 359 c	163 895 c	142 764 c	197 377 c	205 339 c	Mouldings		
344 861 c	356 330 c	386 804 c	446 868 c	430 712 c	378 077 c	477 314 c	477 314 c	Cane and Bamboo		
351 208 c	366 333 c	378 891 c	408 818 c	428 293 c	363 250 c	452 143 c	477 146 c	Other SPWPs		
112 895 c	123 607 c	138 224 c	141 893 c	140 790 c	146 285 c	197 782 c	239 883 c	Wooden furniture	Latvia	
137 515 c	132 980 c	152 611 c	162 927 c	166 190 c	182 524 c	256 526 c	204 341 c	Builder woodwork		
39 054 c	34 467 c	43 015 c	53 009 c	48 494 c	60 044 c	73 792 c	60 410 c	Mouldings		
1 800 c	2 420 c	1 968 c	3 089 c	2 856 c	3 147 c	5 976 c	2 833 c	Cane and Bamboo		
109 281 c	116 874 c	133 450 c	162 683 c	142 148 c	143 356 c	250 880 c	256 292 c	Other SPWPs		
1 016 693 c	1 059 235 c	1 209 095 c	1 329 603 c	1 425 681 c	1 436 159 c	1 902 695 c	2 304 622 c	Wooden furniture	Lithuania	
277 569 c	286 322 c	300 096 c	302 022 c	311 205 c	306 748 c	411 086 c	408 783 c	Builder woodwork		
48 343 c	51 527 c	53 553 c	59 920 c	56 502 c	50 226 c	66 717 c	70 979 c	Mouldings		
6 637 c	11 286 c	19 592 c	22 921 c	18 816 c	15 093 c	17 034 c	32 195 c	Cane and Bamboo		
123 585 c	130 759 c	152 132 c	183 173 c	167 244 c	170 112 c	280 351 c	311 925 c	Other SPWPs		
5 615 c	4 159 c	5 837 c	6 468 c	4 499 c	9 911 c	5 909 c	4 349 c	Wooden furniture	Luxembourg	
22 735 c	18 490 c	25 885 c	19 297 c	17 599 c	26 036 c	51 219 c	7 198 c	Builder woodwork		
30 518 c	31 270 c	14 005 c	9 805 c	9 066 c	6 376 c	6 771 c	6 194 c	Mouldings		
123 c	778 c	1 078 c	2 775 c	183 c	225 c	187 c	187 c	Cane and Bamboo		
14 907 c	15 601 c	14 789 c	22 279 c	21 903 c	15 910 c	23 425 c	28 196 c	Other SPWPs		
1 815 c	1 978 c	1 520 c	1 300 c	689 c	763 c	850 c	1 448 c	Wooden furniture	Malta	
312 c	200 c	79 c	19 c	57 c	16 c	96 c	11 c	Builder woodwork		
16 c	1 c	80 c	11 c	8 c	14 c	12 c	89 c	Mouldings		
101 c	63 c	66 c	30 c	227 c	32 c	53 c	7 c	Cane and Bamboo		
416 c	383 c	494 c	1 236 c	1 352 c	564 c	617 c	841 c	Other SPWPs		
744 114 c	796 747 c	917 716 c	1 050 567 c	1 017 431 c	1 123 938 c	1 426 337 c	1 477 376 c	Wooden furniture	Netherlands	
207 040 c	214 779 c	246 081 c	255 215 c	248 671 c	227 500 c	279 824 c	299 962 c	Builder woodwork		
62 906 c	52 725 c	60 032 c	61 958 c	51 695 c	51 925 c	81 987 c	77 963 c	Mouldings		
25 310 c	29 124 c	30 611 c	27 566 c	36 605 c	34 893 c	48 663 c	48 663 c	Cane and Bamboo		
404 776 c	411 424 c	483 919 c	527 414 c	519 021 c	577 023 c	808 396 c	951 539 c	Other SPWPs		
4 760 831 c	5 086 840 c	5 611 448 c	6 121 407 c	6 130 047 c	6 399 350 c	7 876 614 c	7 937 045 c	Wooden furniture	Poland	
1 063 714 c	1 117 779 c	1 237 511 c	1 435 113 c	1 260 237 c	1 272 420 c	1 553 219 c	1 569 380 c	Builder woodwork		
225 183 c	226 191 c	250 890 c	297 155 c	306 099 c	342 880 c	405 171 c	433 525 c	Mouldings		
186 655 c	186 567 c	233 523 c	279 736 c	251 501 c	152 153 c	166 730 c	193 079 c	Cane and Bamboo		
916 425 c	920 646 c	991 483 c	1 407 214 c	1 167 562 c	1 203 296 c	1 716 013 c	2 176 122 c	Other SPWPs		
666 388 c	678 754 c	768 897 c	870 347 c	757 875 c	713 830 c	868 833 c	1 073 423 c	Wooden furniture	Portugal	
141 872 c	144 683 c	152 102 c	171 148 c	132 976 c	133 709 c	167 330 c	176 373 c	Builder woodwork		
15 132 c	16 417 c	16 128 c	16 216 c	14 147 c	11 668 c	20 766 c	18 032 c	Mouldings		
10 961 c	11 278 c	9 336 c	11 135 c	10 017 c	6 972 c	9 582 c	9 582 c	Cane and Bamboo		
85 066 c	89 836 c	97 720 c	114 073 c	103 269 c	92 875 c	119 978 c	128 701 c	Other SPWPs		
1 035 031 c	1 095 761 c	1 086 130 c	1 126 323 c	1 044 129 c	971 038 c	1 260 210 c	1 557 582 c	Wooden furniture	Romania	
158 208 c	193 881 c	206 148 c	212 985 c	209 725 c	228 881 c	312 014 c	312 213 c	Builder woodwork		
20 709 c	20 342 c	22 356 c	23 894 c	24 497 c	22 601 c	29 527 c	34 492 c	Mouldings		
21 551 c	19 968 c	23 724 c	15 858 c	8 813 c	7 173 c	6 840 c	4 110 c	Cane and Bamboo		
222 524 c	209 578 c	192 887 c	211 924 c	197 358 c	194 424 c	255 351 c	294 598 c	Other SPWPs		

APDX5

T5-1

**Table 5-1. Consumers' Trade of Secondary Processed Wood Products (1000 US\$)**

Country	Product	Imports Value (1000US)								
		2015	2016	2017	2018	2019	2020	2021	2022	
Slovakia	Wooden furniture	174 174 <sup>ca</sup>	197 913 <sup>ca</sup>	206 640 <sup>ca</sup>	233 530 <sup>ca</sup>	233 533 <sup>ca</sup>	268 632 <sup>c</sup>	308 250 <sup>c</sup>	402 461 <sup>c</sup>	
	Builder woodwork	74 830 <sup>ca</sup>	100 291 <sup>ca</sup>	92 626 <sup>ca</sup>	103 363 <sup>ca</sup>	84 035 <sup>ca</sup>	85 747 <sup>ca</sup>	107 050 <sup>ca</sup>	73 531 <sup>c</sup>	
	Mouldings	20 617 <sup>c</sup>	20 271 <sup>c</sup>	25 937 <sup>c</sup>	32 638 <sup>c</sup>	39 129 <sup>c</sup>	35 297 <sup>c</sup>	54 651 <sup>c</sup>	37 291 <sup>c</sup>	
	Cane and Bamboo	13 275 <sup>c</sup>	13 228 <sup>c</sup>	12 369 <sup>c</sup>	13 185 <sup>c</sup>	10 814 <sup>c</sup>	9 745 <sup>ca</sup>	10 858 <sup>ca</sup>	7 504 <sup>ca</sup>	
	Other SPWPs	68 437 <sup>c</sup>	85 207 <sup>c</sup>	78 871 <sup>c</sup>	100 591 <sup>c</sup>	97 178 <sup>c</sup>	93 818 <sup>c</sup>	141 900 <sup>c</sup>	150 529 <sup>c</sup>	
Slovenia	Wooden furniture	93 984 <sup>ca</sup>	115 615 <sup>ca</sup>	130 318 <sup>ca</sup>	148 924 <sup>ca</sup>	151 855 <sup>ca</sup>	142 461 <sup>ca</sup>	193 939 <sup>ca</sup>	254 314 <sup>c</sup>	
	Builder woodwork	35 152 <sup>ca</sup>	36 161 <sup>c</sup>	46 560 <sup>ca</sup>	46 362 <sup>ca</sup>	44 269 <sup>c</sup>	52 117 <sup>ca</sup>	72 185 <sup>ca</sup>	86 441 <sup>c</sup>	
	Mouldings	13 044 <sup>ca</sup>	16 774 <sup>ca</sup>	20 638 <sup>ca</sup>	22 820 <sup>ca</sup>	22 306 <sup>c</sup>	21 469 <sup>ca</sup>	24 555 <sup>c</sup>	22 129 <sup>c</sup>	
	Cane and Bamboo	2 188 <sup>ca</sup>	2 855 <sup>ca</sup>	2 921 <sup>ca</sup>	3 895 <sup>ca</sup>	3 812 <sup>ca</sup>	3 409 <sup>ca</sup>	5 018 <sup>ca</sup>	5 018 <sup>x</sup>	
	Other SPWPs	43 188 <sup>c</sup>	47 687 <sup>c</sup>	52 127 <sup>c</sup>	66 881 <sup>c</sup>	66 101 <sup>c</sup>	65 390 <sup>c</sup>	87 430 <sup>c</sup>	171 590 <sup>c</sup>	
Spain	Wooden furniture	797 575 <sup>ca</sup>	884 588 <sup>ca</sup>	954 967 <sup>ca</sup>	1 101 650 <sup>ca</sup>	1 086 988 <sup>ca</sup>	1 061 188 <sup>ca</sup>	1 428 842 <sup>ca</sup>	1 549 169 <sup>ca</sup>	
	Builder woodwork	116 034 <sup>ca</sup>	131 245 <sup>ca</sup>	143 553 <sup>ca</sup>	158 719 <sup>ca</sup>	150 702 <sup>c</sup>	144 408 <sup>c</sup>	207 587 <sup>c</sup>	204 225 <sup>c</sup>	
	Mouldings	38 956 <sup>ca</sup>	42 930 <sup>ca</sup>	42 405 <sup>ca</sup>	45 320 <sup>ca</sup>	42 022 <sup>ca</sup>	41 758 <sup>c</sup>	57 542 <sup>c</sup>	61 730 <sup>c</sup>	
	Cane and Bamboo	62 656 <sup>ca</sup>	50 473 <sup>ca</sup>	60 495 <sup>ca</sup>	63 036 <sup>ca</sup>	68 084 <sup>ca</sup>	62 096 <sup>ca</sup>	79 125 <sup>c</sup>	79 125 <sup>x</sup>	
	Other SPWPs	290 106 <sup>ca</sup>	332 612 <sup>ca</sup>	351 586 <sup>ca</sup>	404 789 <sup>ca</sup>	405 500 <sup>ca</sup>	368 147 <sup>ca</sup>	510 660 <sup>ca</sup>	513 431 <sup>ca</sup>	
Sweden	Wooden furniture	931 184 <sup>ca</sup>	942 519 <sup>ca</sup>	948 509 <sup>ca</sup>	1 052 300 <sup>ca</sup>	975 559 <sup>ca</sup>	1 017 665 <sup>ca</sup>	1 218 218 <sup>ca</sup>	1 307 709 <sup>ca</sup>	
	Builder woodwork	341 371 <sup>ca</sup>	386 609 <sup>ca</sup>	431 134 <sup>ca</sup>	430 982 <sup>ca</sup>	384 368 <sup>c</sup>	395 921 <sup>c</sup>	481 506 <sup>c</sup>	508 327 <sup>c</sup>	
	Mouldings	44 823 <sup>ca</sup>	48 595 <sup>ca</sup>	63 457 <sup>ca</sup>	64 292 <sup>ca</sup>	67 887 <sup>ca</sup>	71 097 <sup>c</sup>	91 030 <sup>c</sup>	110 664 <sup>ca</sup>	
	Cane and Bamboo	44 022 <sup>ca</sup>	41 255 <sup>ca</sup>	45 215 <sup>ca</sup>	47 641 <sup>ca</sup>	52 068 <sup>ca</sup>	38 412 <sup>ca</sup>	44 051 <sup>ca</sup>	9 492 <sup>ca</sup>	
	Other SPWPs	199 463 <sup>ca</sup>	196 761 <sup>ca</sup>	219 575 <sup>ca</sup>	256 095 <sup>ca</sup>	241 609 <sup>ca</sup>	240 798 <sup>ca</sup>	328 538 <sup>ca</sup>	350 461 <sup>ca</sup>	
U.K.	Wooden furniture	3 866 055 <sup>ca</sup>	3 860 962 <sup>ca</sup>	3 920 966 <sup>c</sup>	4 014 965 <sup>c</sup>	4 119 539 <sup>c</sup>				
	Builder woodwork	963 073 <sup>c</sup>	942 158 <sup>c</sup>	986 226 <sup>c</sup>	995 546 <sup>c</sup>	994 364 <sup>c</sup>				
	Mouldings	237 919 <sup>c</sup>	218 617 <sup>c</sup>	233 962 <sup>c</sup>	207 775 <sup>c</sup>	188 972 <sup>c</sup>				
	Cane and Bamboo	186 026 <sup>ca</sup>	174 663 <sup>ca</sup>	182 865 <sup>ca</sup>	180 760 <sup>ca</sup>	199 571 <sup>ca</sup>				
	Other SPWPs	860 172 <sup>c</sup>	763 008 <sup>c</sup>	750 320 <sup>c</sup>	802 708 <sup>c</sup>	800 035 <sup>c</sup>				
Europe Non-EU	Wooden furniture	2 760 794	2 686 734	2 718 552	2 854 543	2 714 751	6 444 250	8 058 321	9 160 314	
	Builder woodwork	1 189 095	1 228 118	1 306 115	1 293 438	1 235 232	2 142 176	2 706 368	2 807 814	
	Mouldings	215 223	219 736	232 311	259 848	260 494	411 466	570 933	554 238	
	Cane and Bamboo	80 667	73 866	85 592	78 986	85 367	266 589	307 282	311 903	
	Other SPWPs	419 741	412 287	437 210	484 418	468 406	1 213 223	1 566 672	1 562 515	
Albania	Wooden furniture	14 688 <sup>ca</sup>	14 817 <sup>ca</sup>	15 969 <sup>ca</sup>	19 594 <sup>ca</sup>	18 592 <sup>ca</sup>	15 966 <sup>c</sup>	20 778 <sup>ca</sup>	25 096 <sup>ca</sup>	
	Builder woodwork	5 985 <sup>ca</sup>	6 066 <sup>ca</sup>	6 429 <sup>ca</sup>	6 161 <sup>ca</sup>	7 667 <sup>ca</sup>	7 553 <sup>ca</sup>	10 640 <sup>c</sup>	8 576 <sup>ca</sup>	
	Mouldings	1 316 <sup>c</sup>	1 145 <sup>ca</sup>	1 663 <sup>ca</sup>	2 032 <sup>ca</sup>	1 933 <sup>ca</sup>	2 078 <sup>ca</sup>	2 078 <sup>ca</sup>	2 004 <sup>ca</sup>	
	Cane and Bamboo	1 791 <sup>ca</sup>	1 126 <sup>ca</sup>	1 272 <sup>ca</sup>	1 503 <sup>ca</sup>	2 373 <sup>ca</sup>	2 319 <sup>ca</sup>	1 986 <sup>ca</sup>	1 986 <sup>x</sup>	
	Other SPWPs	2 682 <sup>c</sup>	3 514 <sup>c</sup>	3 242 <sup>c</sup>	3 264 <sup>ca</sup>	3 706 <sup>ca</sup>	3 382 <sup>ca</sup>	4 952 <sup>ca</sup>	4 793 <sup>ca</sup>	
Norway	Wooden furniture	907 042 <sup>ca</sup>	853 504 <sup>ca</sup>	898 783 <sup>ca</sup>	954 287 <sup>ca</sup>	944 910 <sup>ca</sup>	946 693 <sup>ca</sup>	1 098 806 <sup>ca</sup>	1 167 167 <sup>ca</sup>	
	Builder woodwork	456 366 <sup>c</sup>	493 438 <sup>c</sup>	536 111 <sup>c</sup>	526 611 <sup>c</sup>	478 362 <sup>c</sup>	469 523 <sup>c</sup>	556 028 <sup>c</sup>	546 988 <sup>c</sup>	
	Mouldings	99 184 <sup>c</sup>	104 502 <sup>c</sup>	110 401 <sup>c</sup>	115 952 <sup>c</sup>	111 414 <sup>c</sup>	111 414 <sup>c</sup>	143 888 <sup>c</sup>	121 959 <sup>ca</sup>	
	Cane and Bamboo	22 742 <sup>c</sup>	20 001 <sup>c</sup>	26 326 <sup>c</sup>	21 464 <sup>ca</sup>	23 793 <sup>ca</sup>	23 014 <sup>c</sup>	21 566 <sup>ca</sup>	25 610 <sup>ca</sup>	
	Other SPWPs	128 460 <sup>c</sup>	121 498 <sup>c</sup>	132 538 <sup>c</sup>	135 625 <sup>c</sup>	131 681 <sup>c</sup>	133 928 <sup>c</sup>	185 529 <sup>c</sup>	188 865 <sup>c</sup>	
Switzerland	Wooden furniture	1 839 064 <sup>c</sup>	1 818 413 <sup>c</sup>	1 803 801 <sup>c</sup>	1 880 662 <sup>c</sup>	1 751 249 <sup>c</sup>	1 792 856 <sup>c</sup>	2 059 769 <sup>c</sup>	2 128 223 <sup>c</sup>	
	Builder woodwork	726 745 <sup>c</sup>	728 614 <sup>c</sup>	763 575 <sup>c</sup>	760 666 <sup>c</sup>	749 203 <sup>c</sup>	778 297 <sup>c</sup>	917 440 <sup>c</sup>	907 286 <sup>c</sup>	
	Mouldings	114 723 <sup>c</sup>	114 088 <sup>c</sup>	120 247 <sup>c</sup>	141 864 <sup>c</sup>	141 098 <sup>c</sup>	141 926 <sup>c</sup>	172 712 <sup>c</sup>	165 333 <sup>c</sup>	
	Cane and Bamboo	56 134 <sup>ca</sup>	52 739 <sup>ca</sup>	57 994 <sup>ca</sup>	56 019 <sup>ca</sup>	59 201 <sup>c</sup>	60 517 <sup>c</sup>	76 851 <sup>c</sup>	77 428 <sup>c</sup>	
	Other SPWPs	288 599 <sup>c</sup>	287 276 <sup>c</sup>	301 429 <sup>c</sup>	345 529 <sup>c</sup>	333 019 <sup>c</sup>	316 220 <sup>c</sup>	407 223 <sup>c</sup>	441 456 <sup>c</sup>	
U.K.	Wooden furniture						3 688 736 <sup>c</sup>	4 878 968 <sup>c</sup>	5 839 828 <sup>c</sup>	
	Builder woodwork						886 804 <sup>c</sup>	1 222 260 <sup>c</sup>	1 344 964 <sup>c</sup>	
	Mouldings						156 048 <sup>ca</sup>	252 255 <sup>ca</sup>	264 943 <sup>c</sup>	
	Cane and Bamboo						180 738 <sup>ca</sup>	206 880 <sup>ca</sup>	206 880 <sup>x</sup>	
	Other SPWPs						759 693 <sup>c</sup>	968 969 <sup>c</sup>	927 402 <sup>c</sup>	
U.S.A.	Wooden furniture	18 083 720	18 432 760	20 412 410	21 990 280	20 669 590	21 243 320	27 847 660	32 476 950	
	Builder woodwork	2 115 497	2 238 845	2 376 127	2 416 303	2 469 337	2 660 766	3 665 901	3 836 916	
	Mouldings	1 239 359	1 220 215	1 329 452	1 366 991	1 329 381	1 335 268	1 935 907	2 550 821	
	Cane and Bamboo	945 685	999 889	1 111 000	1 337 520	1 201 881	1 207 246	1 568 124	1 568 124	
	Other SPWPs	3 069 772	3 025 720	3 242 863	3 595 740	3 555 988	3 717 098	4 939 697	4 245 098	
U.S.A.	Wooden furniture	18 083 720 <sup>c</sup>	18 432 760 <sup>c</sup>	20 412 410 <sup>c</sup>	21 990 280 <sup>c</sup>	20 669 590 <sup>c</sup>	21 243 320 <sup>c</sup>	27 847 660 <sup>c</sup>	32 476 950 <sup>c</sup>	
	Builder woodwork	2 115 497 <sup>c</sup>	2 238 845 <sup>c</sup>	2 376 127 <sup>c</sup>	2 416 303 <sup>c</sup>	2 469 337 <sup>c</sup>	2 660 766 <sup>ca</sup>	3 665 901 <sup>ca</sup>	3 836 916 <sup>c</sup>	
	Mouldings	1 239 359 <sup>c</sup>	1 220 215 <sup>ca</sup>	1 329 452 <sup>c</sup>	1 366 991 <sup>c</sup>	1 329 381 <sup>c</sup>	1 335 268 <sup>ca</sup>	1 935 907 <sup>ca</sup>	2 550 821 <sup>c</sup>	
	Cane and Bamboo	945 685 <sup>c</sup>	999 889 <sup>c</sup>	1 111 000 <sup>c</sup>	1 337 520 <sup>c</sup>	1 201 881 <sup>c</sup>	1 207 246 <sup>c</sup>	1 568 124 <sup>c</sup>	1 568 124 <sup>x</sup>	
	Other SPWPs	3 069 772 <sup>c</sup>	3 025 720 <sup>c</sup>	3 242 863 <sup>c</sup>	3 595 740 <sup>ca</sup>	3 555 988 <sup>ca</sup>	3 717 098 <sup>ca</sup>	4 939 697 <sup>ca</sup>	4 245 098 <sup>c</sup>	
Consumers Total	Wooden furniture	51 453 411	53 362 613	56 551 707	60 675 106	58 876 900	59 969 101	75 276 745	82 917 567	
	Builder woodwork	11 232 142	11 887 566	12 744 868	13 385 493	13 087 745	13 097 793	17 009 070	17 286 893	
	Mouldings	4 244 922	4 189 401	4 592 353	4 885 246	4 704 493	4 682 113	6 225 074	6 572 514	
	Cane and Bamboo	2 488 145	2 355 197	2 561 183	2 905 351	2 923 567	2 909 472	3 672 805	3 220 494	
	Other SPWPs	12 573 122	12 705 168	13 448 350	14 933 500	14 548 321	14 887 286	19 369 559	19 128 843	
Total	81 991 741	84 499 945	89 898 461	96 784 695	94 141 025	95 545 764	121 553 253	129 126 313		
ITTO Total	Wooden furniture	54 644 881	56 213 755	59 286 223	63 438 245	61 522 177	62 566 879	78 907 156	87 717 687	
	Builder woodwork	11 690 292	12 296 266	13 303 151	13 806 150	13 480 779	13 418 345	17 381 034	17 671 172	
	Mouldings	4 527 275	4 487 841	4 928 320	5 237 142	5 037 021	4 932 248	6 590 390	6 926 888	
	Cane and Bamboo	3 414 820	2 824 840	2 997 610	3 309 529	3 431 860	3 365 641	4 280 230	3 817 203	
	Other SPWPs	13 320 941	13 411 811	14 204 067	15 823 400	15 475 266	15 813 945	20 610 221	20 100 891	
Total	87 598 209	89 234 513	94 719 371	101 614 466	98 947 103	100 097 058	127 769 032	136 233 842		
Rest of the world	Wooden furniture	12 778 260 <sup>l</sup>	11 283 360 <sup>l</sup>	11 369 340 <sup>l</sup>	11 336 790 <sup>l</sup>	11 219 390 <sup>l</sup>	10 163 160 <sup>l</sup>	12 477 290 <sup>l</sup>	12 489 440 <sup>l</sup>	
	Builder woodwork	2 071 052 <sup>l</sup>	1 836 126 <sup>l</sup>	1 873 494 <sup>l</sup>	1 892 823 <sup>l</sup>	1 757 350 <sup>l</sup>	1 558 161 <sup>l</sup>	2 013 511 <sup>l</sup>	2 023 169 <sup>l</sup>	
	Mouldings	690 487 <sup>l</sup>	634 275 <sup>l</sup>	612 437 <sup>l</sup>	543 308 <sup>l</sup>	529 320 <sup>l</sup>	433 047 <sup>l</sup>	535 366 <sup>l</sup>	487 457 <sup>l</sup>	
	Cane and Bamboo	1 289 696 <sup>l</sup>	742 729 <sup>l</sup>	677 290 <sup>l</sup>	730 930 <sup>l</sup>	813 233 <sup>l</sup>	873 785 <sup>l</sup>	1 005 718 <sup>l</sup>	958 090 <sup>l</sup>	
	Other SPWPs	1 722 534 <sup>l</sup>	1 628 697 <sup>l</sup>	1 700 851 <sup>l</sup>	1 870 042 <sup>l</sup>	1 810 667 <sup>l</sup>	1 684 161 <sup>l</sup>	2 153 737 <sup>l</sup>	1 902 328 <sup>l</sup>	
Total	18 552 029	16 125 187	16 233 412	16 373 893	16 129 960	14 712 315	18 185 622	17 860 483		
World	Wooden furniture	67 423 141 <sup>l</sup>	67 497 115 <sup>l</sup>	70 655 563 <sup>l</sup>	74 775 035 <sup>l</sup>	72 741 567 <sup>l</sup>	72 730 039 <sup>l</sup>	91 384 446 <sup>l</sup>	100 207 127 <sup>l</sup>	
	Builder woodwork	13 761 344 <sup>l</sup>	14 132 392 <sup>l</sup>	15 176 645 <sup>l</sup>	15 698 973 <sup>l</sup>	15 2				

Exports Value (1000 \$)									Product	Country
2015	2016	2017	2018	2019	2020	2021	2022			
556 270	551 512	556 968	580 937	508 115	457 791	525 209	645 958	Wooden furniture	Slovakia	
137 857	131 778	137 807	161 197	161 287	165 377	184 547	186 034	Builder woodwork		
10 526	10 486	17 975	15 649	26 259	17 328	26 046	26 114	Mouldings		
15 256	14 679	13 624	11 071	7 752	3 548	3 222	4 147	Cane and Bamboo		
77 719	79 619	99 101	110 879	106 683	100 680	139 970	145 639	Other SPWPs		
154 511	159 535	183 142	192 444	184 215	145 889	164 133	290 696	Wooden furniture	Slovenia	
89 304	96 707	96 337	94 933	95 347	100 266	121 746	139 912	Builder woodwork		
4 741	6 298	9 575	10 792	13 593	11 001	14 689	15 550	Mouldings		
1 600	2 325	2 893	1 192	1 019	1 671	10 700	1 206	Cane and Bamboo		
85 692	84 666	96 043	99 653	100 501	105 245	141 418	215 009	Other SPWPs		
850 965	944 674	964 004	1 015 173	939 161	926 726	1 144 714	1 254 858	Wooden furniture	Spain	
134 617	124 509	145 347	145 322	138 279	138 460	168 571	174 273	Builder woodwork		
43 199	47 693	48 075	54 036	49 180	43 815	56 053	59 608	Mouldings		
42 561	38 601	39 862	53 348	54 044	44 054	47 067	47 067	Cane and Bamboo		
243 378	249 852	287 539	299 805	308 367	268 858	360 388	386 209	Other SPWPs		
844 677	800 582	811 573	837 555	823 865	792 304	863 302	1 105 570	Wooden furniture	Sweden	
415 351	409 363	431 034	412 114	387 792	392 262	461 902	432 168	Builder woodwork		
123 025	112 949	115 367	118 529	107 258	113 211	198 739	135 863	Mouldings		
16 473	17 058	20 318	20 971	24 974	22 908	24 543	24 543	Cane and Bamboo		
155 744	144 271	159 157	168 357	166 455	154 016	209 059	227 022	Other SPWPs		
467 081	493 577	548 688	612 523	592 069				Wooden furniture	U.K.	
73 466	69 107	71 486	92 034	82 321				Builder woodwork		
26 021	25 436	29 830	39 902	35 979				Mouldings		
27 683	22 486	33 193	28 343	33 595				Cane and Bamboo		
151 008	156 391	149 140	159 296	168 994				Other SPWPs		
<b>351 833</b>	<b>340 808</b>	<b>357 503</b>	<b>371 217</b>	<b>319 796</b>	<b>813 843</b>	<b>910 923</b>	<b>1 156 689</b>	<b>Wooden furniture</b>	<b>Europe Non-EU</b>	
<b>128 584</b>	<b>124 962</b>	<b>113 766</b>	<b>109 481</b>	<b>113 097</b>	<b>208 638</b>	<b>283 091</b>	<b>201 019</b>	<b>Builder woodwork</b>		
<b>12 047</b>	<b>11 722</b>	<b>16 129</b>	<b>18 253</b>	<b>16 960</b>	<b>48 824</b>	<b>68 259</b>	<b>56 634</b>	<b>Mouldings</b>		
<b>16 891</b>	<b>11 900</b>	<b>13 432</b>	<b>10 843</b>	<b>8 684</b>	<b>35 480</b>	<b>41 740</b>	<b>39 612</b>	<b>Cane and Bamboo</b>		
<b>109 114</b>	<b>118 816</b>	<b>128 970</b>	<b>133 728</b>	<b>140 012</b>	<b>283 228</b>	<b>449 751</b>	<b>471 791</b>	<b>Other SPWPs</b>		
7 878	10 724	14 145	16 103	17 605	20 653	26 878	29 491	Wooden furniture	Albania	
2 770	2 133	2 231	1 271	1 480	1 676	1 510	1 718	Builder woodwork		
156	746	967	603	702	566	400	355	Mouldings		
904	1 436	1 197	337	215	105	238	28	Cane and Bamboo		
6 765	7 601	9 000	13 761	15 509	16 830	21 131	24 394	Other SPWPs		
150 696	146 478	159 784	171 497	132 519	122 900	164 308	252 441	Wooden furniture	Norway	
64 579	60 403	43 198	44 859	42 151	36 759	38 167	37 794	Builder woodwork		
8 302	7 604	12 165	14 654	13 602	14 041	21 544	21 091	Mouldings		
1 981	1 958	1 633	2 039	1 366	1 554	2 369	2 489	Cane and Bamboo		
34 034	36 942	43 344	40 143	40 630	46 863	52 215	55 501	Other SPWPs		
193 260	183 607	183 574	183 617	169 671	176 191	197 796	210 186	Wooden furniture	Switzerland	
61 235	62 426	68 336	63 351	69 466	95 038	133 546	78 762	Builder woodwork		
3 589	3 371	2 997	2 996	2 656	2 633	3 035	2 049	Mouldings		
14 006	8 506	10 602	8 468	7 103	7 237	8 812	6 774	Cane and Bamboo		
68 314	74 273	76 626	79 823	83 873	69 908	88 317	92 349	Other SPWPs		
					494 098	521 941	664 572	Wooden furniture	U.K.	
					75 165	109 869	82 746	Builder woodwork		
					31 584	43 280	33 139	Mouldings		
					26 583	30 321	30 321	Cane and Bamboo		
					149 627	288 089	299 547	Other SPWPs		
<b>1 822 006</b>	<b>1 653 465</b>	<b>1 658 617</b>	<b>1 691 533</b>	<b>1 587 330</b>	<b>1 435 993</b>	<b>1 718 615</b>	<b>2 224 797</b>	<b>Wooden furniture</b>	<b>U.S.A.</b>	
<b>446 473</b>	<b>394 632</b>	<b>430 181</b>	<b>415 977</b>	<b>399 811</b>	<b>399 945</b>	<b>544 268</b>	<b>621 512</b>	<b>Builder woodwork</b>		
<b>326 733</b>	<b>341 662</b>	<b>301 097</b>	<b>294 206</b>	<b>289 962</b>	<b>198 773</b>	<b>275 700</b>	<b>321 603</b>	<b>Mouldings</b>		
<b>183 250</b>	<b>207 474</b>	<b>186 254</b>	<b>168 751</b>	<b>168 294</b>	<b>155 697</b>	<b>177 098</b>	<b>177 098</b>	<b>Cane and Bamboo</b>		
<b>731 611</b>	<b>782 981</b>	<b>674 502</b>	<b>683 564</b>	<b>735 692</b>	<b>571 539</b>	<b>651 292</b>	<b>790 364</b>	<b>Other SPWPs</b>		
1 822 006	1 653 465	1 658 617	1 691 533	1 587 330	1 435 993	1 718 615	2 224 797	Wooden furniture	U.S.A.	
446 473	394 632	430 181	415 977	399 811	399 945	544 268	621 512	Builder woodwork		
326 733	341 662	301 097	294 206	289 962	198 773	275 700	321 603	Mouldings		
183 250	207 474	186 254	168 751	168 294	155 697	177 098	177 098	Cane and Bamboo		
731 611	782 981	674 502	683 564	735 692	571 539	651 292	790 364	Other SPWPs		
<b>50 861 530</b>	<b>51 036 682</b>	<b>52 875 844</b>	<b>55 071 211</b>	<b>51 040 890</b>	<b>50 882 502</b>	<b>63 427 512</b>	<b>68 304 585</b>	<b>Wooden furniture</b>	<b>Consumers Total</b>	
<b>10 222 145</b>	<b>10 313 738</b>	<b>11 006 549</b>	<b>11 491 814</b>	<b>10 823 004</b>	<b>10 746 020</b>	<b>13 827 336</b>	<b>13 868 889</b>	<b>Builder woodwork</b>		
<b>2 722 548</b>	<b>2 718 959</b>	<b>2 889 276</b>	<b>3 135 236</b>	<b>2 977 367</b>	<b>2 787 173</b>	<b>3 737 724</b>	<b>3 609 954</b>	<b>Mouldings</b>		
<b>3 920 675</b>	<b>2 631 943</b>	<b>2 841 499</b>	<b>3 084 870</b>	<b>3 074 540</b>	<b>3 275 213</b>	<b>4 020 604</b>	<b>4 024 639</b>	<b>Cane and Bamboo</b>		
<b>11 648 746</b>	<b>11 725 995</b>	<b>12 382 919</b>	<b>13 957 963</b>	<b>13 539 531</b>	<b>13 651 522</b>	<b>18 445 636</b>	<b>17 622 377</b>	<b>Other SPWPs</b>		
<b>79 375 643</b>	<b>78 427 317</b>	<b>81 996 088</b>	<b>86 741 093</b>	<b>81 455 332</b>	<b>81 342 430</b>	<b>103 458 812</b>	<b>107 430 444</b>	<b>Total</b>		
<b>62 692 421</b>	<b>62 900 819</b>	<b>65 852 389</b>	<b>69 046 483</b>	<b>67 068 460</b>	<b>69 292 197</b>	<b>87 031 977</b>	<b>94 847 737</b>	<b>Wooden furniture</b>	<b>ITTO Total</b>	
<b>12 107 887</b>	<b>12 491 745</b>	<b>13 261 813</b>	<b>13 919 804</b>	<b>13 424 174</b>	<b>13 208 598</b>	<b>17 032 256</b>	<b>17 230 109</b>	<b>Builder woodwork</b>		
<b>4 409 735</b>	<b>4 362 306</b>	<b>4 716 656</b>	<b>5 013 708</b>	<b>4 779 442</b>	<b>4 598 416</b>	<b>6 212 710</b>	<b>6 394 234</b>	<b>Mouldings</b>		
<b>4 291 723</b>	<b>2 994 276</b>	<b>3 280 711</b>	<b>3 587 749</b>	<b>3 740 190</b>	<b>4 074 542</b>	<b>5 056 739</b>	<b>5 058 091</b>	<b>Cane and Bamboo</b>		
<b>13 902 402</b>	<b>14 015 234</b>	<b>14 653 253</b>	<b>16 191 197</b>	<b>15 790 971</b>	<b>16 209 830</b>	<b>21 290 850</b>	<b>20 405 672</b>	<b>Other SPWPs</b>		
<b>97 404 168</b>	<b>96 764 380</b>	<b>101 764 822</b>	<b>107 758 941</b>	<b>104 803 237</b>	<b>107 383 583</b>	<b>136 624 531</b>	<b>143 935 842</b>	<b>Total</b>		
4 804 068	4 876 167	5 234 603	5 805 108	5 870 778	5 474 275	6 905 736	7 605 001	Wooden furniture	<b>Rest of the world</b>	
2 022 334	2 106 915	2 342 497	2 356 787	2 391 870	2 377 066	3 286 789	3 379 323	Builder woodwork		
762 616	762 029	831 183	771 270	757 468	763 270	1 128 939	1 159 562	Mouldings		
116 180	118 845	121 328	167 209	160 016	128 747	145 762	142 770	Cane and Bamboo		
1 241 362	1 245 251	1 283 018	1 504 270	1 514 445	1 437 587	2 003 481	2 095 960	Other SPWPs		
8 946 561	9 109 207	9 812 629	10 604 644	10 694 577	10 180 945	13 470 707	14 382 616	Total		
67 496 489	67 776 986	71 086 992	74 851 591	72 939 238	74 766 472	93 937 713	102 452 738	Wooden furniture	<b>World</b>	
14 130 221	14 598 660	15 604 310	16 276 591	15 816 044	15 585 664	20 319 045	20 609 432	Builder woodwork		
5 172 351	5 124 335	5 547 839	5 784 978	5 536 909	5 361 687	7 341 649	7 553 796	Mouldings		
4 407 904	3 113 121	3 402 039	3 754 958	3 900 206	4 203 289	5 202 500	5 200 860	Cane and Bamboo		
15 143 764	15 260 485	15 936 271	17 695 467	17 305 416	17 647 417	23 294 331	22 501 632	Other SPWPs		
<b>106 350 729</b>	<b>105 873 587</b>	<b>111 577 451</b>	<b>118 363 585</b>	<b>115 497 813</b>	<b>117 564 528</b>	<b>150 095 238</b>	<b>158 318 457</b>	<b>Total</b>		

APDX5

T5-1

**Table 5-2. Producers' Trade of Secondary Processed Wood Products (1000 US\$)**

Country	Product	Imports Value (1000\$)							
		2015	2016	2017	2018	2019	2020	2021	2022
Africa	Wooden furniture	430 735	276 035	284 747	335 035	289 760	255 354	363 247	448 469
	Builder woodwork	73 603	47 817	39 242	40 914	40 000	33 184	41 928	36 469
	Mouldings	6 990	5 468	2 758	2 708	2 361	2 256	2 718	1 372
	Cane and Bamboo	155 738	55 689	59 866	55 648	79 690	72 642	87 912	86 303
	Other SPWPs	36 046	25 924	26 959	37 775	65 308	22 792	34 229	25 814
Angola	Wooden furniture	149 394 <sup>cs</sup>	59 089 <sup>c</sup>	70 847 <sup>c</sup>	72 183 <sup>cs</sup>	60 213 <sup>c</sup>	35 409 <sup>c</sup>	38 276 <sup>cs</sup>	65 470 <sup>cs</sup>
	Builder woodwork	24 526 <sup>c</sup>	7 849 <sup>c</sup>	9 469 <sup>cs</sup>	9 256 <sup>cs</sup>	8 425 <sup>c</sup>	4 625 <sup>c</sup>	6 091 <sup>c</sup>	5 189 <sup>cs</sup>
	Mouldings	1 168 <sup>cs</sup>	576 <sup>cs</sup>	515 <sup>c</sup>	685 <sup>cs</sup>	307 <sup>cs</sup>	547 <sup>cs</sup>	195 <sup>cs</sup>	201 <sup>cs</sup>
	Cane and Bamboo	49 138 <sup>cs</sup>	6 297 <sup>cs</sup>	14 690 <sup>cs</sup>	11 585 <sup>cs</sup>	10 140 <sup>cs</sup>	8 527 <sup>cs</sup>	12 882 <sup>cs</sup>	12 882 <sup>x</sup>
	Other SPWPs	12 765 <sup>c</sup>	5 929 <sup>c</sup>	6 888 <sup>c</sup>	6 961 <sup>cs</sup>	4 310 <sup>c</sup>	3 365 <sup>c</sup>	4 755 <sup>cs</sup>	4 870 <sup>cs</sup>
Benin	Wooden furniture	17 252 <sup>cs</sup>	10 280 <sup>cs</sup>	8 878 <sup>cs</sup>	7 841 <sup>cs</sup>	5 024 <sup>cs</sup>	3 846 <sup>c</sup>	7 402 <sup>cs</sup>	15 749 <sup>cs</sup>
	Builder woodwork	1 156 <sup>cs</sup>	1 214 <sup>cs</sup>	1 807 <sup>cs</sup>	1 776 <sup>cs</sup>	1 132 <sup>cs</sup>	1 740 <sup>c</sup>	1 240 <sup>cs</sup>	3 589 <sup>cs</sup>
	Mouldings	156 <sup>cs</sup>	300 <sup>c</sup>	134 <sup>c</sup>	170 <sup>c</sup>	130 <sup>cs</sup>	161 <sup>c</sup>	8 <sup>cs</sup>	147 <sup>cs</sup>
	Cane and Bamboo	10 343 <sup>cs</sup>	4 209 <sup>cs</sup>	3 111 <sup>cs</sup>	1 554 <sup>cs</sup>	2 634 <sup>cs</sup>	3 808 <sup>cs</sup>	2 880 <sup>cs</sup>	2 880 <sup>x</sup>
	Other SPWPs	2 872 <sup>cs</sup>	1 060 <sup>cs</sup>	856 <sup>cs</sup>	858 <sup>cs</sup>	766 <sup>cs</sup>	415 <sup>cs</sup>	459 <sup>cs</sup>	230 <sup>cs</sup>
Cameroon	Wooden furniture	18 290 <sup>cs</sup>	16 200 <sup>cs</sup>	16 441 <sup>cs</sup>	23 782 <sup>cs</sup>	18 538 <sup>cs</sup>	19 463 <sup>cs</sup>	31 704 <sup>l</sup>	38 786 <sup>cs</sup>
	Builder woodwork	1 613 <sup>c</sup>	1 127 <sup>cs</sup>	1 155 <sup>c</sup>	3 028 <sup>cs</sup>	2 359 <sup>cs</sup>	2 254 <sup>cs</sup>	1 902 <sup>cs</sup>	1 952 <sup>cs</sup>
	Mouldings	1 109 <sup>cs</sup>	1 470 <sup>cs</sup>	269 <sup>cs</sup>	116 <sup>cs</sup>	156 <sup>cs</sup>	113 <sup>cs</sup>	47 <sup>cs</sup>	21 <sup>cs</sup>
	Cane and Bamboo	11 914 <sup>cs</sup>	4 977 <sup>cs</sup>	4 156 <sup>cs</sup>	3 807 <sup>cs</sup>	4 632 <sup>cs</sup>	7 921 <sup>cs</sup>	10 775 <sup>cs</sup>	10 775 <sup>x</sup>
	Other SPWPs	1 524 <sup>c</sup>	1 465 <sup>c</sup>	1 696 <sup>c</sup>	1 607 <sup>c</sup>	1 157 <sup>cs</sup>	930 <sup>cs</sup>	880 <sup>cs</sup>	806 <sup>cs</sup>
Central Afr. Rep.	Wooden furniture	936 <sup>cs</sup>	855 <sup>cs</sup>	1 552 <sup>c</sup>	2 972 <sup>cs</sup>	514 <sup>cs</sup>	1 688 <sup>c</sup>	1 042 <sup>cs</sup>	1 399 <sup>cs</sup>
	Builder woodwork	140 <sup>c</sup>	16 <sup>c</sup>	493 <sup>c</sup>	818 <sup>c</sup>	785 <sup>c</sup>	447 <sup>c</sup>	103 <sup>cs</sup>	85 <sup>cs</sup>
	Mouldings	0 <sup>cs</sup>	0 <sup>cs</sup>	0 <sup>cs</sup>	2 <sup>cs</sup>	3 <sup>cs</sup>	0 <sup>cs</sup>	1 <sup>cs</sup>	121 <sup>cs</sup>
	Cane and Bamboo	60 <sup>cs</sup>	320 <sup>c</sup>	174 <sup>c</sup>	199 <sup>c</sup>	489 <sup>c</sup>	272 <sup>c</sup>	40 <sup>cs</sup>	48 <sup>cs</sup>
	Other SPWPs	417 <sup>c</sup>	585 <sup>c</sup>	278 <sup>c</sup>	57 <sup>cs</sup>	288 <sup>c</sup>	79 <sup>cs</sup>	76 <sup>cs</sup>	67 <sup>cs</sup>
Congo, Dem. Rep.	Wooden furniture	23 120 <sup>cs</sup>	15 335 <sup>cs</sup>	12 883 <sup>cs</sup>	26 108 <sup>cs</sup>	27 524 <sup>cs</sup>	18 663 <sup>cs</sup>	26 750 <sup>cs</sup>	38 579 <sup>cs</sup>
	Builder woodwork	1 942 <sup>cs</sup>	2 674 <sup>c</sup>	2 326 <sup>cs</sup>	2 164 <sup>cs</sup>	2 136 <sup>cs</sup>	1 603 <sup>cs</sup>	3 384 <sup>cs</sup>	3 562 <sup>cs</sup>
	Mouldings	218 <sup>cs</sup>	222 <sup>cs</sup>	124 <sup>cs</sup>	304 <sup>cs</sup>	134 <sup>cs</sup>	110 <sup>cs</sup>	302 <sup>cs</sup>	176 <sup>cs</sup>
	Cane and Bamboo	10 592 <sup>cs</sup>	4 452 <sup>cs</sup>	4 661 <sup>c</sup>	7 223 <sup>c</sup>	25 896 <sup>cs</sup>	13 000 <sup>c</sup>	9 062 <sup>cs</sup>	9 062 <sup>x</sup>
	Other SPWPs	2 291 <sup>c</sup>	1 602 <sup>c</sup>	1 484 <sup>c</sup>	3 095 <sup>cs</sup>	2 119 <sup>cs</sup>	1 810 <sup>c</sup>	2 773 <sup>cs</sup>	1 759 <sup>cs</sup>
Congo, Rep.	Wooden furniture	33 099 <sup>cs</sup>	23 446 <sup>cs</sup>	10 997 <sup>cs</sup>	15 207 <sup>cs</sup>	11 232 <sup>cs</sup>	8 340 <sup>cs</sup>	12 696 <sup>cs</sup>	22 722 <sup>cs</sup>
	Builder woodwork	8 428 <sup>c</sup>	9 473 <sup>cs</sup>	1 316 <sup>c</sup>	1 589 <sup>c</sup>	1 246 <sup>cs</sup>	650 <sup>cs</sup>	1 452 <sup>cs</sup>	1 694 <sup>cs</sup>
	Mouldings	755 <sup>cs</sup>	409 <sup>cs</sup>	170 <sup>cs</sup>	87 <sup>cs</sup>	41 <sup>cs</sup>	49 <sup>c</sup>	93 <sup>cs</sup>	5 <sup>cs</sup>
	Cane and Bamboo	8 021 <sup>cs</sup>	5 164 <sup>cs</sup>	2 160 <sup>c</sup>	1 861 <sup>c</sup>	2 662 <sup>cs</sup>	2 642 <sup>cs</sup>	2 852 <sup>cs</sup>	2 852 <sup>x</sup>
	Other SPWPs	3 793 <sup>c</sup>	1 170 <sup>c</sup>	1 008 <sup>c</sup>	816 <sup>c</sup>	732 <sup>c</sup>	607 <sup>cs</sup>	416 <sup>cs</sup>	971 <sup>cs</sup>
Côte d'Ivoire	Wooden furniture	32 711 <sup>cs</sup>	27 921 <sup>cs</sup>	32 019 <sup>cs</sup>	32 816 <sup>cs</sup>	26 184 <sup>c</sup>	34 125 <sup>cs</sup>	59 206 <sup>cs</sup>	68 840 <sup>cs</sup>
	Builder woodwork	3 033 <sup>c</sup>	3 383 <sup>cs</sup>	3 938 <sup>cs</sup>	4 838 <sup>c</sup>	4 635 <sup>cs</sup>	5 243 <sup>cs</sup>	8 705 <sup>cs</sup>	6 726 <sup>cs</sup>
	Mouldings	197 <sup>cs</sup>	158 <sup>cs</sup>	211 <sup>cs</sup>	147 <sup>cs</sup>	112 <sup>cs</sup>	70 <sup>c</sup>	99 <sup>cs</sup>	173 <sup>cs</sup>
	Cane and Bamboo	5 536 <sup>cs</sup>	4 104 <sup>cs</sup>	6 718 <sup>cs</sup>	6 220 <sup>cs</sup>	5 159 <sup>cs</sup>	7 395 <sup>cs</sup>	13 379 <sup>cs</sup>	13 379 <sup>x</sup>
	Other SPWPs	2 414 <sup>cs</sup>	3 156 <sup>c</sup>	4 174 <sup>cs</sup>	4 189 <sup>cs</sup>	4 401 <sup>cs</sup>	4 717 <sup>c</sup>	6 658 <sup>cs</sup>	6 584 <sup>cs</sup>
Gabon	Wooden furniture	20 577 <sup>cs</sup>	11 637 <sup>cs</sup>	11 845 <sup>cs</sup>	14 599 <sup>cs</sup>	8 399 <sup>cs</sup>	9 188 <sup>cs</sup>	8 860 <sup>cs</sup>	10 692 <sup>cs</sup>
	Builder woodwork	4 788 <sup>cs</sup>	979 <sup>cs</sup>	1 042 <sup>cs</sup>	294 <sup>cs</sup>	509 <sup>cs</sup>	571 <sup>cs</sup>	1 062 <sup>cs</sup>	226 <sup>cs</sup>
	Mouldings	485 <sup>cs</sup>	35 <sup>cs</sup>	262 <sup>cs</sup>	198 <sup>cs</sup>	57 <sup>cs</sup>	90 <sup>cs</sup>	13 <sup>cs</sup>	31 <sup>cs</sup>
	Cane and Bamboo	2 570 <sup>cs</sup>	2 121 <sup>cs</sup>	2 064 <sup>cs</sup>	1 255 <sup>cs</sup>	845 <sup>cs</sup>	1 557 <sup>cs</sup>	1 630 <sup>cs</sup>	1 630 <sup>x</sup>
	Other SPWPs	1 070 <sup>cs</sup>	415 <sup>cs</sup>	820 <sup>cs</sup>	616 <sup>cs</sup>	427 <sup>cs</sup>	506 <sup>cs</sup>	610 <sup>cs</sup>	303 <sup>cs</sup>
Ghana	Wooden furniture	54 172 <sup>cs</sup>	54 314 <sup>cs</sup>	59 679 <sup>cs</sup>	60 788 <sup>cs</sup>	63 148 <sup>cs</sup>	77 830 <sup>cs</sup>	107 191 <sup>cs</sup>	103 684 <sup>cs</sup>
	Builder woodwork	7 877 <sup>cs</sup>	7 288 <sup>c</sup>	6 337 <sup>cs</sup>	5 620 <sup>cs</sup>	5 693 <sup>cs</sup>	4 924 <sup>cs</sup>	7 635 <sup>cs</sup>	7 122 <sup>cs</sup>
	Mouldings	412 <sup>cs</sup>	412 <sup>cs</sup>	249 <sup>cs</sup>	196 <sup>cs</sup>	585 <sup>cs</sup>	436 <sup>cs</sup>	687 <sup>cs</sup>	15 <sup>cs</sup>
	Cane and Bamboo	27 198 <sup>cs</sup>	13 047 <sup>cs</sup>	12 055 <sup>cs</sup>	10 127 <sup>cs</sup>	11 348 <sup>cs</sup>	13 737 <sup>cs</sup>	17 198 <sup>cs</sup>	17 198 <sup>x</sup>
	Other SPWPs	2 017 <sup>cs</sup>	4 934 <sup>c</sup>	3 863 <sup>c</sup>	11 517 <sup>c</sup>	43 897 <sup>c</sup>	2 998 <sup>cs</sup>	7 153 <sup>cs</sup>	2 914 <sup>cs</sup>
Liberia	Wooden furniture	3 896 <sup>cs</sup>	2 707 <sup>cs</sup>	3 830 <sup>cs</sup>	2 683 <sup>cs</sup>	3 126 <sup>cs</sup>	2 585 <sup>cs</sup>	4 695 <sup>cs</sup>	5 681 <sup>cs</sup>
	Builder woodwork	186 <sup>cs</sup>	260 <sup>cs</sup>	551 <sup>cs</sup>	508 <sup>cs</sup>	72 <sup>cs</sup>	36 <sup>cs</sup>	83 <sup>cs</sup>	123 <sup>cs</sup>
	Mouldings	19 <sup>cs</sup>	187 <sup>cs</sup>	0 <sup>cs</sup>	158 <sup>cs</sup>	22 <sup>cs</sup>	0 <sup>cs</sup>	32 <sup>cs</sup>	38 <sup>cs</sup>
	Cane and Bamboo	1 164 <sup>cs</sup>	579 <sup>cs</sup>	763 <sup>cs</sup>	692 <sup>cs</sup>	749 <sup>cs</sup>	1 621 <sup>cs</sup>	1 897 <sup>cs</sup>	279 <sup>cs</sup>
	Other SPWPs	713 <sup>cs</sup>	285 <sup>cs</sup>	60 <sup>cs</sup>	46 <sup>cs</sup>	232 <sup>cs</sup>	188 <sup>cs</sup>	256 <sup>cs</sup>	148 <sup>cs</sup>
Madagascar	Wooden furniture	7 577 <sup>cs</sup>	8 146 <sup>cs</sup>	9 173 <sup>cs</sup>	7 819 <sup>cs</sup>	9 321 <sup>cs</sup>	6 548 <sup>cs</sup>	7 181 <sup>cs</sup>	15 947 <sup>cs</sup>
	Builder woodwork	736 <sup>cs</sup>	914 <sup>c</sup>	1 621 <sup>c</sup>	881 <sup>c</sup>	2 141 <sup>c</sup>	1 035 <sup>c</sup>	1 354 <sup>c</sup>	1 212 <sup>cs</sup>
	Mouldings	168 <sup>cs</sup>	201 <sup>cs</sup>	141 <sup>cs</sup>	70 <sup>c</sup>	263 <sup>cs</sup>	96 <sup>cs</sup>	165 <sup>cs</sup>	21 <sup>cs</sup>
	Cane and Bamboo	3 570 <sup>cs</sup>	2 356 <sup>cs</sup>	1 169 <sup>cs</sup>	1 401 <sup>cs</sup>	2 513 <sup>cs</sup>	1 831 <sup>c</sup>	1 796 <sup>c</sup>	1 796 <sup>x</sup>
	Other SPWPs	559 <sup>cs</sup>	740 <sup>c</sup>	708 <sup>c</sup>	919 <sup>c</sup>	929 <sup>c</sup>	1 347 <sup>c</sup>	1 233 <sup>c</sup>	707 <sup>cs</sup>
Mali	Wooden furniture	5 394 <sup>cs</sup>	10 003 <sup>c</sup>	14 860 <sup>c</sup>	14 846 <sup>c</sup>	16 908 <sup>c</sup>	5 776 <sup>cs</sup>	12 013 <sup>cs</sup>	7 198 <sup>cs</sup>
	Builder woodwork	3 172 <sup>cs</sup>	3 142 <sup>c</sup>	4 031 <sup>cs</sup>	2 617 <sup>cs</sup>	3 508 <sup>c</sup>	3 362 <sup>cs</sup>	3 940 <sup>cs</sup>	1 346 <sup>cs</sup>
	Mouldings	89 <sup>cs</sup>	502 <sup>cs</sup>	259 <sup>cs</sup>	35 <sup>cs</sup>	37 <sup>c</sup>	149 <sup>cs</sup>	25 <sup>cs</sup>	197 <sup>cs</sup>
	Cane and Bamboo	513 <sup>cs</sup>	1 049 <sup>c</sup>	1 632 <sup>c</sup>	759 <sup>c</sup>	2 019 <sup>c</sup>	508 <sup>cs</sup>	518 <sup>cs</sup>	518 <sup>x</sup>
	Other SPWPs	357 <sup>cs</sup>	624 <sup>cs</sup>	1 040 <sup>cs</sup>	414 <sup>cs</sup>	546 <sup>c</sup>	308 <sup>cs</sup>	266 <sup>cs</sup>	268 <sup>cs</sup>
Mozambique	Wooden furniture	43 663 <sup>cs</sup>	26 695 <sup>cs</sup>	26 560 <sup>cs</sup>	46 322 <sup>cs</sup>	34 158 <sup>cs</sup>	26 579 <sup>cs</sup>	34 957 <sup>cs</sup>	35 137 <sup>cs</sup>
	Builder woodwork	13 328 <sup>c</sup>	8 225 <sup>c</sup>	5 396 <sup>c</sup>	6 448 <sup>c</sup>	7 403 <sup>c</sup>	5 586 <sup>c</sup>	4 369 <sup>cs</sup>	3 066 <sup>cs</sup>
	Mouldings	1 372 <sup>cs</sup>	931 <sup>cs</sup>	336 <sup>cs</sup>	485 <sup>cs</sup>	489 <sup>cs</sup>	413 <sup>cs</sup>	1 027 <sup>cs</sup>	226 <sup>cs</sup>
	Cane and Bamboo	17 802 <sup>cs</sup>	5 803 <sup>cs</sup>	5 225 <sup>cs</sup>	7 184 <sup>cs</sup>	7 519 <sup>cs</sup>	5 996 <sup>cs</sup>	7 211 <sup>cs</sup>	7 211 <sup>x</sup>
	Other SPWPs	4 972 <sup>cs</sup>	3 696 <sup>cs</sup>	3 872 <sup>c</sup>	6 144 <sup>cs</sup>	5 108 <sup>c</sup>	4 966 <sup>cs</sup>	7 846 <sup>cs</sup>	5 665 <sup>cs</sup>
Togo	Wooden furniture	20 655 <sup>cs</sup>	9 407 <sup>cs</sup>	5 182 <sup>cs</sup>	7 068 <sup>cs</sup>	5 470 <sup>cs</sup>	5 315 <sup>cs</sup>	11 273 <sup>cs</sup>	18 585 <sup>cs</sup>
	Builder woodwork	2 681 <sup>c</sup>	566 <sup>cs</sup>	466 <sup>cs</sup>	1 078 <sup>cs</sup>	553 <sup>cs</sup>	512 <sup>cs</sup>	608 <sup>cs</sup>	579 <sup>cs</sup>
	Mouldings	841 <sup>cs</sup>	64 <sup>cs</sup>	88 <sup>cs</sup>	57 <sup>cs</sup>	27 <sup>cs</sup>	24 <sup>c</sup>	23 <sup>c</sup>	0 <sup>cs</sup>
	Cane and Bamboo	7 317 <sup>cs</sup>	1 211 <sup>cs</sup>	1 288 <sup>cs</sup>	1 781 <sup>cs</sup>	3 085 <sup>cs</sup>	3 826 <sup>cs</sup>	5 793 <sup>cs</sup>	5 793 <sup>x</sup>
	Other SPWPs	281 <sup>c</sup>	263 <sup>c</sup>	211 <sup>c</sup>	537 <sup>cs</sup>	398 <sup>cs</sup>	558 <sup>cs</sup>	848 <sup>cs</sup>	522 <sup>cs</sup>
Asia-Pacific	Wooden furniture	1 543 334	1 675 882	1 698 121	1 601 235	1 589 731	1 736 396	2 376 199	3 241 551
	Builder woodwork	211 016	231 711	386 378	267 607	235 973	208 974	227 567	246 242
	Mouldings	107 965	124 127	147 003	155 118	135 130	131 007	162 476	123 840
	Cane and Bamboo	645 358	305 689	277 079	244 531	323 286	304 644	394 887	394 887
	Other SPWPs	318 365	361 746	423 716	517 542	521 102	599 288	782 549	528 998
Cambodia	Wooden furniture	10 591 <sup>cs</sup>	21 214 <sup>cs</sup>	25 154 <sup>cs</sup>	30 394 <sup>cs</sup>	35 884 <sup>cs</sup>	34 527 <sup>cs</sup>	45 814 <sup>cs</sup>	99 192 <sup>cs</sup>
	Builder woodwork	1 854 <sup>cs</sup>	5 184 <sup>cs</sup>	7 177 <sup>c</sup>	4 966 <sup>c</sup>	7 765 <sup>cs</sup>	19 286 <sup>c</sup>	15 443 <sup>c</sup>	15 443 <sup>x</sup>
	Mouldings	649 <sup>cs</sup>	277 <sup>cs</sup>	397 <sup>c</sup>	516 <sup>c</sup>	1 710 <sup>c</sup>	5 220 <sup>c</sup>	4 403 <sup>c</sup> </	

Exports Value (1000\$)									Product	Country
2015	2016	2017	2018	2019	2020	2021	2022	2022		
6 369	6 370	9 541	6 736	6 213	6 188	4 053	3 917		Wooden furniture	Africa
12 373	8 304	11 097	12 734	45 014	13 461	13 190	17 566		Builder woodwork	
24 114	23 776	32 881	28 721	33 983	27 116	29 111	35 865		Mouldings	
1 419	1 014	3 295	1 365	2 602	1 367	1 111	864		Cane and Bamboo	
14 274	10 170	11 502	11 462	14 619	15 831	17 594	15 096		Other SPWPs	
211 <sup>cs</sup>	672 <sup>c</sup>	349 <sup>c</sup>	340 <sup>c</sup>	202 <sup>c</sup>	262 <sup>c</sup>	256 <sup>c</sup>	256 <sup>x</sup>		Wooden furniture	Angola
4 425 <sup>cs</sup>	1 000 <sup>cs</sup>	107 <sup>cs</sup>	32 <sup>c</sup>	312 <sup>c</sup>	702 <sup>c</sup>	305 <sup>c</sup>	305 <sup>x</sup>		Builder woodwork	
8 <sup>cs</sup>	0 <sup>cs</sup>	8 <sup>cs</sup>	94 <sup>c</sup>	340 <sup>cs</sup>	7 <sup>cs</sup>	66 <sup>cs</sup>	66 <sup>x</sup>		Mouldings	
34 <sup>cs</sup>	21 <sup>c</sup>	24 <sup>c</sup>	25 <sup>c</sup>	24 <sup>cs</sup>	26 <sup>c</sup>	10 <sup>c</sup>	10 <sup>x</sup>		Cane and Bamboo	
116 <sup>cs</sup>	358 <sup>c</sup>	115 <sup>c</sup>	623 <sup>cs</sup>	74 <sup>c</sup>	79 <sup>c</sup>	69 <sup>c</sup>	69 <sup>x</sup>		Other SPWPs	
699 <sup>c</sup>	730 <sup>c</sup>	935 <sup>c</sup>	614 <sup>c</sup>	412 <sup>c</sup>	259 <sup>c</sup>	870 <sup>cs</sup>	1 250 <sup>cs</sup>		Wooden furniture	Benin
99 <sup>c</sup>	159 <sup>c</sup>	2 963 <sup>c</sup>	800 <sup>c</sup>	89 <sup>c</sup>	66 <sup>cs</sup>	105 <sup>cs</sup>	145 <sup>cs</sup>		Builder woodwork	
1 874 <sup>cs</sup>	787 <sup>cs</sup>	1 755 <sup>c</sup>	1 805 <sup>c</sup>	9 526 <sup>c</sup>	7 589 <sup>c</sup>	7 041 <sup>c</sup>	7 041 <sup>x</sup>		Mouldings	
63 <sup>c</sup>	137 <sup>c</sup>	47 <sup>c</sup>	45 <sup>c</sup>	339 <sup>c</sup>	37 <sup>cs</sup>	11 <sup>c</sup>	0 <sup>cs</sup>		Cane and Bamboo	
252 <sup>cs</sup>	160 <sup>cs</sup>	412 <sup>cs</sup>	1 306 <sup>cs</sup>	576 <sup>c</sup>	416 <sup>c</sup>	907 <sup>c</sup>	907 <sup>x</sup>		Other SPWPs	
522 <sup>cs</sup>	482 <sup>cs</sup>	895 <sup>cs</sup>	811 <sup>cs</sup>	437 <sup>cs</sup>	590 <sup>cs</sup>	328 <sup>cs</sup>	182 <sup>cs</sup>		Wooden furniture	Cameroon
1 876 <sup>cs</sup>	1 514 <sup>cs</sup>	1 221 <sup>cs</sup>	798 <sup>cs</sup>	674 <sup>cs</sup>	779 <sup>cs</sup>	310 <sup>cs</sup>	959 <sup>cs</sup>		Builder woodwork	
2 879 <sup>cs</sup>	3 930 <sup>cs</sup>	3 901 <sup>cs</sup>	3 012 <sup>cs</sup>	5 304 <sup>cs</sup>	4 165 <sup>cs</sup>	6 229 <sup>cs</sup>	2 926 <sup>cs</sup>		Mouldings	
17 <sup>cs</sup>	20 <sup>c</sup>	195 <sup>cs</sup>	51 <sup>c</sup>	266 <sup>cs</sup>	249 <sup>cs</sup>	44 <sup>cs</sup>	3 <sup>cs</sup>		Cane and Bamboo	
1 857 <sup>cs</sup>	1 224 <sup>cs</sup>	1 323 <sup>cs</sup>	952 <sup>cs</sup>	1 165 <sup>cs</sup>	516 <sup>cs</sup>	879 <sup>cs</sup>	2 074 <sup>cs</sup>		Other SPWPs	
14 <sup>cs</sup>	5 <sup>c</sup>	549 <sup>cs</sup>	17 <sup>cs</sup>	22 <sup>cs</sup>	17 <sup>c</sup>	10 <sup>cs</sup>	54 <sup>cs</sup>		Wooden furniture	Central Afr. Rep.
37 <sup>cs</sup>	16 <sup>cs</sup>	7 <sup>cs</sup>	0 <sup>cs</sup>	0 <sup>cs</sup>	0 <sup>cs</sup>	3 <sup>cs</sup>	9 <sup>cs</sup>		Builder woodwork	
181 <sup>cs</sup>	120 <sup>cs</sup>	274 <sup>cs</sup>	249 <sup>cs</sup>	332 <sup>cs</sup>	460 <sup>cs</sup>	208 <sup>cs</sup>	369 <sup>cs</sup>		Mouldings	
106 <sup>c</sup>	0 <sup>cs</sup>	0 <sup>cs</sup>	0 <sup>cs</sup>	1 <sup>cs</sup>	0 <sup>cs</sup>	0 <sup>cs</sup>	0 <sup>cs</sup>		Cane and Bamboo	
66 <sup>c</sup>	143 <sup>c</sup>	121 <sup>c</sup>	32 <sup>c</sup>	59 <sup>c</sup>	117 <sup>c</sup>	11 <sup>cs</sup>	4 <sup>cs</sup>		Other SPWPs	
418 <sup>c</sup>	324 <sup>c</sup>	262 <sup>c</sup>	341 <sup>c</sup>	369 <sup>c</sup>	448 <sup>c</sup>	102 <sup>cs</sup>	102 <sup>x</sup>		Wooden furniture	Congo, Dem Rep
1 416 <sup>cs</sup>	997 <sup>cs</sup>	302 <sup>cs</sup>	792 <sup>cs</sup>	759 <sup>cs</sup>	260 <sup>cs</sup>	169 <sup>cs</sup>	618 <sup>cs</sup>		Builder woodwork	
267 <sup>cs</sup>	993 <sup>cs</sup>	2 007 <sup>cs</sup>	289 <sup>cs</sup>	179 <sup>cs</sup>	199 <sup>cs</sup>	251 <sup>cs</sup>	321 <sup>cs</sup>		Mouldings	
899 <sup>c</sup>	80 <sup>c</sup>	107 <sup>c</sup>	99 <sup>c</sup>	335 <sup>c</sup>	209 <sup>c</sup>	2 <sup>cs</sup>	2 <sup>x</sup>		Cane and Bamboo	
23 <sup>cs</sup>	20 <sup>cs</sup>	486 <sup>c</sup>	42 <sup>cs</sup>	28 <sup>cs</sup>	325 <sup>cs</sup>	1 315 <sup>cs</sup>	592 <sup>cs</sup>		Other SPWPs	
190 <sup>c</sup>	97 <sup>cs</sup>	172 <sup>cs</sup>	152 <sup>cs</sup>	244 <sup>cs</sup>	63 <sup>cs</sup>	35 <sup>cs</sup>	145 <sup>cs</sup>		Wooden furniture	Congo, Rep.
182 <sup>cs</sup>	659 <sup>cs</sup>	728 <sup>cs</sup>	1 849 <sup>cs</sup>	1 854 <sup>cs</sup>	2 052 <sup>cs</sup>	2 050 <sup>cs</sup>	3 885 <sup>cs</sup>		Builder woodwork	
2 066 <sup>c</sup>	4 310 <sup>c</sup>	1 699 <sup>c</sup>	2 758 <sup>c</sup>	2 720 <sup>c</sup>	3 162 <sup>c</sup>	3 420 <sup>c</sup>	1 030 <sup>cs</sup>		Mouldings	
1 <sup>c</sup>	2 <sup>c</sup>	17 <sup>c</sup>	11 <sup>c</sup>	69 <sup>c</sup>	2 <sup>cs</sup>	3 <sup>cs</sup>	0 <sup>cs</sup>		Cane and Bamboo	
115 <sup>cs</sup>	423 <sup>cs</sup>	108 <sup>cs</sup>	183 <sup>cs</sup>	1 116 <sup>cs</sup>	571 <sup>cs</sup>	1 474 <sup>cs</sup>	979 <sup>cs</sup>		Other SPWPs	
2 133 <sup>c</sup>	1 194 <sup>c</sup>	1 947 <sup>c</sup>	1 622 <sup>c</sup>	1 635 <sup>c</sup>	1 397 <sup>c</sup>	414 <sup>cs</sup>	414 <sup>x</sup>		Wooden furniture	Côte d'Ivoire
2 466 <sup>cs</sup>	1 951 <sup>cs</sup>	2 132 <sup>cs</sup>	1 119 <sup>cs</sup>	1 317 <sup>cs</sup>	909 <sup>cs</sup>	1 126 <sup>cs</sup>	1 664 <sup>cs</sup>		Builder woodwork	
8 578 <sup>c</sup>	8 518 <sup>c</sup>	6 081 <sup>c</sup>	7 103 <sup>c</sup>	6 787 <sup>c</sup>	3 585 <sup>c</sup>	1 428 <sup>cs</sup>	890 <sup>cs</sup>		Mouldings	
68 <sup>c</sup>	44 <sup>cs</sup>	232 <sup>c</sup>	39 <sup>c</sup>	50 <sup>cs</sup>	44 <sup>c</sup>	54 <sup>cs</sup>	54 <sup>x</sup>		Cane and Bamboo	
6 819 <sup>c</sup>	2 677 <sup>c</sup>	3 343 <sup>c</sup>	3 072 <sup>cs</sup>	3 304 <sup>cs</sup>	2 474 <sup>cs</sup>	1 899 <sup>cs</sup>	1 240 <sup>cs</sup>		Other SPWPs	
233 <sup>cs</sup>	238 <sup>cs</sup>	279 <sup>cs</sup>	228 <sup>cs</sup>	333 <sup>cs</sup>	153 <sup>cs</sup>	296 <sup>cs</sup>	225 <sup>cs</sup>		Wooden furniture	Gabon
36 <sup>cs</sup>	31 <sup>cs</sup>	465 <sup>cs</sup>	253 <sup>cs</sup>	406 <sup>cs</sup>	408 <sup>cs</sup>	285 <sup>cs</sup>	1 518 <sup>cs</sup>		Builder woodwork	
349 <sup>cs</sup>	471 <sup>cs</sup>	1 158 <sup>cs</sup>	1 679 <sup>cs</sup>	3 292 <sup>cs</sup>	3 966 <sup>cs</sup>	6 731 <sup>cs</sup>	19 933 <sup>cs</sup>		Mouldings	
15 <sup>cs</sup>	11 <sup>cs</sup>	11 <sup>cs</sup>	65 <sup>cs</sup>	9 <sup>cs</sup>	0 <sup>cs</sup>	0 <sup>cs</sup>	0 <sup>cs</sup>		Cane and Bamboo	
33 <sup>cs</sup>	231 <sup>cs</sup>	149 <sup>cs</sup>	191 <sup>cs</sup>	18 <sup>cs</sup>	171 <sup>cs</sup>	226 <sup>cs</sup>	227 <sup>cs</sup>		Other SPWPs	
419 <sup>cs</sup>	844 <sup>cs</sup>	1 327 <sup>cs</sup>	924 <sup>cs</sup>	756 <sup>cs</sup>	1 365 <sup>cs</sup>	619 <sup>cs</sup>	186 <sup>cs</sup>		Wooden furniture	Ghana
1 496 <sup>cs</sup>	1 325 <sup>cs</sup>	1 655 <sup>cs</sup>	1 888 <sup>cs</sup>	2 781 <sup>cs</sup>	1 914 <sup>cs</sup>	1 822 <sup>cs</sup>	1 430 <sup>cs</sup>		Builder woodwork	
6 181 <sup>c</sup>	2 918 <sup>cs</sup>	14 127 <sup>c</sup>	11 367 <sup>c</sup>	5 102 <sup>c</sup>	3 653 <sup>cs</sup>	3 427 <sup>cs</sup>	3 016 <sup>cs</sup>		Mouldings	
61 <sup>cs</sup>	123 <sup>cs</sup>	2 411 <sup>c</sup>	136 <sup>c</sup>	83 <sup>c</sup>	20 <sup>cs</sup>	171 <sup>cs</sup>	4 <sup>cs</sup>		Cane and Bamboo	
2 120 <sup>c</sup>	1 700 <sup>cs</sup>	2 643 <sup>c</sup>	2 113 <sup>c</sup>	2 420 <sup>c</sup>	3 695 <sup>cs</sup>	1 694 <sup>cs</sup>	1 312 <sup>cs</sup>		Other SPWPs	
40 <sup>cs</sup>	67 <sup>cs</sup>	280 <sup>cs</sup>	280 <sup>cs</sup>	107 <sup>cs</sup>	12 <sup>cs</sup>	182 <sup>cs</sup>	26 <sup>cs</sup>		Wooden furniture	Liberia
28 <sup>cs</sup>	89 <sup>cs</sup>	7 <sup>cs</sup>	34 <sup>cs</sup>	735 <sup>cs</sup>	9 <sup>cs</sup>	0 <sup>cs</sup>	0 <sup>cs</sup>		Builder woodwork	
0 <sup>cs</sup>	1 <sup>cs</sup>	0 <sup>cs</sup>	0 <sup>cs</sup>	33 <sup>cs</sup>	34 <sup>cs</sup>	0 <sup>cs</sup>	0 <sup>cs</sup>		Mouldings	
1 <sup>cs</sup>	1 <sup>cs</sup>	1 <sup>cs</sup>	15 <sup>cs</sup>	127 <sup>cs</sup>	0 <sup>cs</sup>	0 <sup>cs</sup>	0 <sup>cs</sup>		Cane and Bamboo	
90 <sup>cs</sup>	150 <sup>cs</sup>	43 <sup>cs</sup>	171 <sup>cs</sup>	4 <sup>cs</sup>	0 <sup>cs</sup>	102 <sup>cs</sup>	2 <sup>cs</sup>		Other SPWPs	
182 <sup>c</sup>	112 <sup>cs</sup>	203 <sup>cs</sup>	177 <sup>cs</sup>	259 <sup>cs</sup>	123 <sup>cs</sup>	252 <sup>cs</sup>	237 <sup>cs</sup>		Wooden furniture	Madagascar
170 <sup>c</sup>	177 <sup>c</sup>	111 <sup>cs</sup>	155 <sup>c</sup>	8 <sup>c</sup>	16 <sup>cs</sup>	1 <sup>c</sup>	20 <sup>cs</sup>		Builder woodwork	
152 <sup>cs</sup>	154 <sup>cs</sup>	143 <sup>cs</sup>	79 <sup>c</sup>	16 <sup>c</sup>	47 <sup>cs</sup>	38 <sup>cs</sup>	1 <sup>cs</sup>		Mouldings	
35 <sup>cs</sup>	198 <sup>cs</sup>	36 <sup>cs</sup>	39 <sup>c</sup>	23 <sup>c</sup>	55 <sup>c</sup>	236 <sup>c</sup>	236 <sup>x</sup>		Cane and Bamboo	
457 <sup>cs</sup>	667 <sup>c</sup>	744 <sup>c</sup>	888 <sup>c</sup>	931 <sup>c</sup>	858 <sup>c</sup>	698 <sup>c</sup>	351 <sup>cs</sup>		Other SPWPs	
273 <sup>cs</sup>	641 <sup>c</sup>	851 <sup>c</sup>	272 <sup>cs</sup>	114 <sup>cs</sup>	104 <sup>cs</sup>	19 <sup>cs</sup>	95 <sup>cs</sup>		Wooden furniture	Mali
72 <sup>cs</sup>	43 <sup>cs</sup>	38 <sup>c</sup>	78 <sup>c</sup>	14 <sup>cs</sup>	0 <sup>cs</sup>	3 <sup>cs</sup>	0 <sup>cs</sup>		Builder woodwork	
0 <sup>cs</sup>	0 <sup>cs</sup>	0 <sup>cs</sup>	7 <sup>cs</sup>	0 <sup>cs</sup>	0 <sup>cs</sup>	0 <sup>cs</sup>	0 <sup>cs</sup>		Mouldings	
5 <sup>cs</sup>	285 <sup>c</sup>	43 <sup>c</sup>	220 <sup>c</sup>	759 <sup>c</sup>	9 <sup>cs</sup>	38 <sup>cs</sup>	14 <sup>cs</sup>		Cane and Bamboo	
43 <sup>cs</sup>	119 <sup>cs</sup>	100 <sup>cs</sup>	93 <sup>cs</sup>	70 <sup>cs</sup>	37 <sup>cs</sup>	1 057 <sup>cs</sup>	75 <sup>cs</sup>		Other SPWPs	
111 <sup>cs</sup>	200 <sup>cs</sup>	310 <sup>cs</sup>	552 <sup>c</sup>	761 <sup>c</sup>	638 <sup>c</sup>	364 <sup>c</sup>	439 <sup>cs</sup>		Wooden furniture	Mozambique
61 <sup>cs</sup>	92 <sup>cs</sup>	1 179 <sup>cs</sup>	4 675 <sup>c</sup>	36 026 <sup>c</sup>	5 458 <sup>c</sup>	5 935 <sup>c</sup>	5 935 <sup>x</sup>		Builder woodwork	
1 573 <sup>c</sup>	1 571 <sup>c</sup>	1 724 <sup>c</sup>	275 <sup>cs</sup>	349 <sup>c</sup>	247 <sup>cs</sup>	271 <sup>cs</sup>	271 <sup>x</sup>		Mouldings	
41 <sup>c</sup>	46 <sup>c</sup>	51 <sup>c</sup>	276 <sup>c</sup>	144 <sup>c</sup>	87 <sup>c</sup>	328 <sup>c</sup>	328 <sup>x</sup>		Cane and Bamboo	
2 218 <sup>c</sup>	2 246 <sup>c</sup>	1 833 <sup>c</sup>	1 724 <sup>c</sup>	4 803 <sup>c</sup>	6 509 <sup>c</sup>	7 122 <sup>c</sup>	7 122 <sup>x</sup>		Other SPWPs	
925 <sup>c</sup>	762 <sup>c</sup>	1 183 <sup>c</sup>	405 <sup>c</sup>	561 <sup>c</sup>	756 <sup>c</sup>	308 <sup>c</sup>	308 <sup>x</sup>		Wooden furniture	Togo
7 <sup>c</sup>	252 <sup>c</sup>	182 <sup>c</sup>	262 <sup>c</sup>	39 <sup>cs</sup>	888 <sup>c</sup>	1 077 <sup>c</sup>	1 077 <sup>x</sup>		Builder woodwork	
6 <sup>cs</sup>	3 <sup>cs</sup>	5 <sup>cs</sup>	4 <sup>cs</sup>	5 <sup>cs</sup>	3 <sup>cs</sup>	0 <sup>cs</sup>	0 <sup>x</sup>		Mouldings	
74 <sup>c</sup>	48 <sup>c</sup>	119 <sup>c</sup>	345 <sup>c</sup>	373 <sup>c</sup>	629 <sup>c</sup>	212 <sup>c</sup>	212 <sup>x</sup>		Cane and Bamboo	
64 <sup>cs</sup>	51 <sup>cs</sup>	81 <sup>cs</sup>	74 <sup>cs</sup>	52 <sup>cs</sup>	63 <sup>cs</sup>	142 <sup>cs</sup>	142 <sup>x</sup>		Other SPWPs	
10 412 295	10 392 036	11 357 542	12 197 787	14 203 788	16 528 447	20 667 928	23 065 995		Wooden furniture	Asia-Pacific
1 474 939	1 753 692	1 787 967	1 949 942	2 064 691	1 836 147	2 342 068	2 481 380		Builder woodwork	
918 138	920 730	1 006 118	1 058 800	947 746	997 302	1 357 412	1 390 231		Mouldings	
350 936	343 212	420 529	481 883	647 206	783 056	1 003 817	1 003 534		Cane and Bamboo	
1 742 387	1 752 426	1 696 070	1 589 270	1 567 582	1 468 046	1 918 527	1 855 867		Other SPWPs	
1 220 <sup>cs</sup>	4 500 <sup>cs</sup>	19 243 <sup>cs</sup>	42 188 <sup>cs</sup>	117 798 <sup>cs</sup>	171 154 <sup>cs</sup>	314 442 <sup>cs</sup>	379 095 <sup>cs</sup>		Wooden furniture	Cambodia
214 <sup>cs</sup>	1 558 <sup>cs</sup>	748 <sup>cs</sup>	696 <sup>cs</sup>	1 278 <sup>cs</sup>	6 685 <sup>cs</sup>	14 941 <sup>cs</sup>	21 830 <sup>cs</sup>		Builder woodwork	
7 766 <sup>c</sup>	28 428 <sup>c</sup>	36 904 <sup>c</sup>	42 317 <sup>c</sup>	16 321 <sup>c</sup>	16 993 <sup>c</sup>	27 943 <sup>c</sup>	46 371 <sup>cs</sup>		Mouldings	
60 <sup>cs</sup>	1 400 <sup>c</sup>	13 817 <sup>c</sup>	34 440 <sup>c</sup>	84 773 <sup>c</sup>	71 228 <sup>c</sup>	133 530 <sup>c</sup>	133 530 <sup>x</sup>		Cane and Bamboo	
1 317 <sup>cs</sup>	906 <sup>cs</sup>	582 <sup>cs</sup>	1 549 <sup>cs</sup>	2 004 <sup>cs</sup>	7 046 <sup>cs</sup>	14 689 <sup>cs</sup>	25 938 <sup>cs</sup>		Other SPWPs	

**Table 5-2. Producers' Trade of Secondary Processed Wood Products (1000 US\$)**

Country	Product	Imports Value (1000\$)							
		2015	2016	2017	2018	2019	2020	2021	2022
Fiji	Wooden furniture	5 191 <sup>c</sup>	6 414 <sup>c</sup>	8 101 <sup>c</sup>	8 976 <sup>cb</sup>	7 262 <sup>c</sup>	5 443 <sup>cb</sup>	4 910 <sup>cb</sup>	10 020 <sup>cb</sup>
	Builder woodwork	1 109 <sup>c</sup>	1 064 <sup>c</sup>	1 976 <sup>c</sup>	1 256 <sup>c</sup>	914 <sup>c</sup>	694 <sup>cb</sup>	976 <sup>c</sup>	630 <sup>cb</sup>
	Mouldings	639 <sup>cb</sup>	419 <sup>cb</sup>	464 <sup>c</sup>	156 <sup>c</sup>	237 <sup>cb</sup>	69 <sup>c</sup>	146 <sup>cb</sup>	2 <sup>cb</sup>
	Cane and Bamboo	1 255 <sup>c</sup>	1 041 <sup>c</sup>	960 <sup>c</sup>	1 149 <sup>cb</sup>	1 705 <sup>c</sup>	2 218 <sup>c</sup>	1 381 <sup>c</sup>	1 381 <sup>x</sup>
	Other SPWPs	1 659 <sup>c</sup>	2 215 <sup>c</sup>	1 389 <sup>c</sup>	1 468 <sup>cb</sup>	1 073 <sup>cb</sup>	717 <sup>c</sup>	663 <sup>c</sup>	785 <sup>cb</sup>
India	Wooden furniture	398 647 <sup>cb</sup>	381 279 <sup>cb</sup>	398 584 <sup>cb</sup>	393 755 <sup>c</sup>	357 250 <sup>c</sup>	244 759 <sup>cb</sup>	375 892 <sup>cb</sup>	466 872 <sup>cb</sup>
	Builder woodwork	58 686 <sup>cb</sup>	56 770 <sup>cb</sup>	55 578 <sup>cb</sup>	78 684 <sup>cb</sup>	68 968 <sup>cb</sup>	41 804 <sup>cb</sup>	47 084 <sup>cb</sup>	62 567 <sup>c</sup>
	Mouldings	55 999 <sup>cb</sup>	68 468 <sup>cb</sup>	78 283 <sup>cb</sup>	65 949 <sup>cb</sup>	72 310 <sup>cb</sup>	69 462 <sup>cb</sup>	82 393 <sup>cb</sup>	60 734 <sup>cb</sup>
	Cane and Bamboo	122 772 <sup>cb</sup>	103 256 <sup>c</sup>	126 484 <sup>c</sup>	101 709 <sup>c</sup>	104 866 <sup>c</sup>	57 865 <sup>c</sup>	68 564 <sup>c</sup>	68 564 <sup>x</sup>
	Other SPWPs	64 829 <sup>cb</sup>	88 355 <sup>cb</sup>	85 253 <sup>cb</sup>	98 393 <sup>cb</sup>	131 219 <sup>cb</sup>	148 456 <sup>cb</sup>	169 252 <sup>cb</sup>	100 687 <sup>cb</sup>
Indonesia	Wooden furniture	130 379 <sup>cb</sup>	123 435 <sup>cb</sup>	140 812 <sup>cb</sup>	171 283 <sup>cb</sup>	161 820 <sup>cb</sup>	183 235 <sup>cb</sup>	249 849 <sup>cb</sup>	271 802 <sup>cb</sup>
	Builder woodwork	11 574 <sup>cb</sup>	9 372 <sup>cb</sup>	10 272 <sup>cb</sup>	10 175 <sup>cb</sup>	9 190 <sup>cb</sup>	9 490 <sup>cb</sup>	13 173 <sup>cb</sup>	12 298 <sup>cb</sup>
	Mouldings	1 893 <sup>c</sup>	1 561 <sup>c</sup>	1 269 <sup>c</sup>	895 <sup>cb</sup>	791 <sup>c</sup>	791 <sup>c</sup>	765 <sup>c</sup>	959 <sup>c</sup>
	Cane and Bamboo	96 788 <sup>cb</sup>	19 938 <sup>cb</sup>	25 373 <sup>cb</sup>	20 933 <sup>cb</sup>	25 043 <sup>c</sup>	22 724 <sup>c</sup>	30 355 <sup>c</sup>	30 355 <sup>x</sup>
	Other SPWPs	46 630 <sup>cb</sup>	41 765 <sup>cb</sup>	47 211 <sup>cb</sup>	59 219 <sup>cb</sup>	58 407 <sup>cb</sup>	50 775 <sup>cb</sup>	75 295 <sup>cb</sup>	33 704 <sup>cb</sup>
Malaysia	Wooden furniture	564 276 <sup>cb</sup>	669 437 <sup>cb</sup>	589 697 <sup>cb</sup>	370 176 <sup>cb</sup>	343 862 <sup>cb</sup>	543 141 <sup>cb</sup>	673 074 <sup>cb</sup>	864 394 <sup>cb</sup>
	Builder woodwork	23 414 <sup>cb</sup>	18 917 <sup>c</sup>	33 469 <sup>cb</sup>	39 382 <sup>cb</sup>	32 332 <sup>c</sup>	37 040 <sup>c</sup>	35 232 <sup>c</sup>	45 109 <sup>c</sup>
	Mouldings	30 557 <sup>c</sup>	29 091 <sup>c</sup>	37 707 <sup>c</sup>	46 968 <sup>c</sup>	27 465 <sup>c</sup>	29 127 <sup>c</sup>	34 985 <sup>c</sup>	23 859 <sup>c</sup>
	Cane and Bamboo	209 456 <sup>cb</sup>	85 612 <sup>cb</sup>	43 025 <sup>cb</sup>	44 771 <sup>cb</sup>	79 763 <sup>cb</sup>	83 972 <sup>cb</sup>	139 497 <sup>cb</sup>	139 497 <sup>x</sup>
	Other SPWPs	84 103 <sup>cb</sup>	102 824 <sup>cb</sup>	139 384 <sup>cb</sup>	190 365 <sup>cb</sup>	106 681 <sup>cb</sup>	115 970 <sup>cb</sup>	173 541 <sup>cb</sup>	130 080 <sup>cb</sup>
Myanmar	Wooden furniture	17 336 <sup>cb</sup>	22 907 <sup>cb</sup>	37 187 <sup>cb</sup>	42 488 <sup>cb</sup>	36 503 <sup>cb</sup>	23 513 <sup>cb</sup>	11 736 <sup>cb</sup>	60 322 <sup>cb</sup>
	Builder woodwork	6 375 <sup>cb</sup>	5 680 <sup>cb</sup>	4 362 <sup>cb</sup>	3 073 <sup>cb</sup>	4 192 <sup>cb</sup>	3 465 <sup>cb</sup>	2 129 <sup>cb</sup>	2 024 <sup>cb</sup>
	Mouldings	956 <sup>cb</sup>	422 <sup>c</sup>	656 <sup>c</sup>	260 <sup>c</sup>	359 <sup>c</sup>	278 <sup>c</sup>	450 <sup>cb</sup>	168 <sup>cb</sup>
	Cane and Bamboo	8 494 <sup>cb</sup>	7 819 <sup>cb</sup>	6 446 <sup>cb</sup>	2 592 <sup>cb</sup>	5 862 <sup>cb</sup>	6 456 <sup>cb</sup>	4 469 <sup>cb</sup>	4 469 <sup>x</sup>
	Other SPWPs	5 864 <sup>cb</sup>	4 210 <sup>c</sup>	5 214 <sup>cb</sup>	6 380 <sup>cb</sup>	10 110 <sup>cb</sup>	13 806 <sup>cb</sup>	6 006 <sup>cb</sup>	4 300 <sup>cb</sup>
Papua New Guinea	Wooden furniture	15 711 <sup>cb</sup>	11 566 <sup>cb</sup>	9 068 <sup>cb</sup>	11 765 <sup>cb</sup>	6 850 <sup>cb</sup>	6 650 <sup>cb</sup>	7 813 <sup>cb</sup>	10 668 <sup>cb</sup>
	Builder woodwork	4 016 <sup>cb</sup>	2 191 <sup>cb</sup>	2 151 <sup>cb</sup>	2 078 <sup>cb</sup>	1 111 <sup>cb</sup>	1 231 <sup>cb</sup>	1 379 <sup>cb</sup>	1 796 <sup>cb</sup>
	Mouldings	118 <sup>cb</sup>	39 <sup>cb</sup>	35 <sup>cb</sup>	11 <sup>cb</sup>	34 <sup>cb</sup>	76 <sup>cb</sup>	6 <sup>cb</sup>	23 <sup>cb</sup>
	Cane and Bamboo	1 344 <sup>cb</sup>	1 127 <sup>cb</sup>	518 <sup>cb</sup>	638 <sup>cb</sup>	879 <sup>cb</sup>	1 298 <sup>cb</sup>	1 985 <sup>cb</sup>	1 985 <sup>x</sup>
	Other SPWPs	1 297 <sup>cb</sup>	1 202 <sup>cb</sup>	718 <sup>cb</sup>	1 004 <sup>cb</sup>	707 <sup>cb</sup>	516 <sup>cb</sup>	783 <sup>cb</sup>	884 <sup>cb</sup>
Philippines	Wooden furniture	154 932 <sup>cb</sup>	187 217 <sup>cb</sup>	211 259 <sup>cb</sup>	243 502 <sup>cb</sup>	306 502 <sup>cb</sup>	336 999 <sup>cb</sup>	480 652 <sup>cb</sup>	632 036 <sup>cb</sup>
	Builder woodwork	57 559 <sup>c</sup>	87 124 <sup>c</sup>	227 161 <sup>c</sup>	78 986 <sup>c</sup>	42 306 <sup>c</sup>	26 090 <sup>c</sup>	48 009 <sup>cb</sup>	37 873 <sup>cb</sup>
	Mouldings	4 963 <sup>c</sup>	10 074 <sup>c</sup>	8 912 <sup>c</sup>	11 160 <sup>c</sup>	8 901 <sup>c</sup>	4 560 <sup>c</sup>	6 473 <sup>c</sup>	5 385 <sup>cb</sup>
	Cane and Bamboo	41 284 <sup>cb</sup>	29 551 <sup>cb</sup>	31 478 <sup>cb</sup>	22 882 <sup>cb</sup>	36 911 <sup>cb</sup>	42 930 <sup>cb</sup>	46 251 <sup>cb</sup>	46 251 <sup>x</sup>
	Other SPWPs	27 685 <sup>c</sup>	32 691 <sup>c</sup>	43 086 <sup>c</sup>	33 091 <sup>c</sup>	44 390 <sup>c</sup>	40 967 <sup>c</sup>	54 202 <sup>c</sup>	42 720 <sup>cb</sup>
Thailand	Wooden furniture	160 883 <sup>cb</sup>	160 461 <sup>cb</sup>	153 999 <sup>cb</sup>	179 130 <sup>cb</sup>	176 360 <sup>cb</sup>	217 792 <sup>cb</sup>	379 768 <sup>cb</sup>	483 547 <sup>cb</sup>
	Builder woodwork	19 023 <sup>cb</sup>	18 580 <sup>cb</sup>	20 645 <sup>c</sup>	24 357 <sup>c</sup>	29 493 <sup>cb</sup>	28 340 <sup>c</sup>	23 197 <sup>cb</sup>	27 557 <sup>cb</sup>
	Mouldings	7 784 <sup>cb</sup>	6 062 <sup>c</sup>	6 727 <sup>c</sup>	15 477 <sup>cb</sup>	4 050 <sup>cb</sup>	2 833 <sup>cb</sup>	3 908 <sup>c</sup>	1 922 <sup>cb</sup>
	Cane and Bamboo	86 931 <sup>cb</sup>	21 195 <sup>cb</sup>	17 507 <sup>cb</sup>	19 151 <sup>cb</sup>	26 223 <sup>cb</sup>	38 510 <sup>cb</sup>	50 930 <sup>cb</sup>	50 930 <sup>x</sup>
	Other SPWPs	48 583 <sup>cb</sup>	49 396 <sup>cb</sup>	57 618 <sup>cb</sup>	73 230 <sup>cb</sup>	81 222 <sup>cb</sup>	78 872 <sup>cb</sup>	112 336 <sup>cb</sup>	57 014 <sup>cb</sup>
Viet Nam	Wooden furniture	85 388 <sup>cb</sup>	91 952 <sup>cb</sup>	124 260 <sup>cb</sup>	149 765 <sup>cb</sup>	157 438 <sup>cb</sup>	140 338 <sup>cb</sup>	146 690 <sup>cb</sup>	342 698 <sup>cb</sup>
	Builder woodwork	27 405 <sup>cb</sup>	26 829 <sup>cb</sup>	23 587 <sup>cb</sup>	24 651 <sup>cb</sup>	39 702 <sup>cb</sup>	41 533 <sup>cb</sup>	40 945 <sup>c</sup>	40 945 <sup>x</sup>
	Mouldings	4 406 <sup>cb</sup>	7 714 <sup>cb</sup>	12 554 <sup>cb</sup>	13 727 <sup>cb</sup>	19 209 <sup>cb</sup>	18 590 <sup>cb</sup>	28 947 <sup>cb</sup>	28 947 <sup>x</sup>
	Cane and Bamboo	72 036 <sup>cb</sup>	32 947 <sup>cb</sup>	22 333 <sup>cb</sup>	24 964 <sup>cb</sup>	36 984 <sup>cb</sup>	42 509 <sup>cb</sup>	45 261 <sup>cb</sup>	45 261 <sup>x</sup>
	Other SPWPs	35 632 <sup>cb</sup>	35 786 <sup>cb</sup>	41 002 <sup>cb</sup>	48 871 <sup>cb</sup>	77 343 <sup>cb</sup>	120 988 <sup>cb</sup>	157 057 <sup>cb</sup>	132 277 <sup>cb</sup>
Latin America/Caribbean	Wooden furniture	1 217 400	899 225	751 488	826 869	765 786	606 027	890 966	1 110 100
	Builder woodwork	173 532	129 171	132 664	112 136	117 061	78 394	102 469	101 567
	Mouldings	167 398	168 846	186 206	194 070	195 037	116 872	200 122	229 161
	Cane and Bamboo	125 579	108 265	99 482	104 000	105 317	78 884	124 626	115 519
	Other SPWPs	393 409	318 973	305 042	334 583	340 535	304 580	423 884	417 237
Brazil	Wooden furniture	62 712 <sup>cb</sup>	56 054 <sup>cb</sup>	51 390 <sup>cb</sup>	55 848 <sup>cb</sup>	44 051 <sup>cb</sup>	36 702 <sup>cb</sup>	41 770 <sup>cb</sup>	36 870 <sup>cb</sup>
	Builder woodwork	4 896 <sup>cb</sup>	4 143 <sup>cb</sup>	3 001 <sup>c</sup>	2 553 <sup>c</sup>	2 810 <sup>c</sup>	2 964 <sup>c</sup>	3 688 <sup>c</sup>	5 124 <sup>c</sup>
	Mouldings	1 481 <sup>cb</sup>	948 <sup>c</sup>	893 <sup>cb</sup>	697 <sup>cb</sup>	559 <sup>c</sup>	1 231 <sup>cb</sup>	1 410 <sup>cb</sup>	1 278 <sup>c</sup>
	Cane and Bamboo	12 937 <sup>cb</sup>	7 057 <sup>cb</sup>	7 319 <sup>cb</sup>	7 182 <sup>cb</sup>	8 473 <sup>cb</sup>	5 691 <sup>cb</sup>	11 411 <sup>cb</sup>	2 304 <sup>c</sup>
	Other SPWPs	48 115 <sup>cb</sup>	42 713 <sup>cb</sup>	52 246 <sup>cb</sup>	59 332 <sup>cb</sup>	59 977 <sup>cb</sup>	55 725 <sup>cb</sup>	80 263 <sup>cb</sup>	64 321 <sup>c</sup>
Colombia	Wooden furniture	53 877 <sup>c</sup>	48 444 <sup>cb</sup>	51 119 <sup>cb</sup>	58 897 <sup>cb</sup>	54 800 <sup>cb</sup>	38 758 <sup>cb</sup>	55 987 <sup>cb</sup>	51 708 <sup>cb</sup>
	Builder woodwork	14 550 <sup>c</sup>	12 556 <sup>c</sup>	11 806 <sup>c</sup>	11 322 <sup>c</sup>	12 020 <sup>c</sup>	9 159 <sup>c</sup>	10 981 <sup>c</sup>	10 981 <sup>x</sup>
	Mouldings	2 191 <sup>cb</sup>	1 820 <sup>cb</sup>	1 540 <sup>c</sup>	1 100 <sup>c</sup>	1 769 <sup>cb</sup>	790 <sup>c</sup>	1 342 <sup>cb</sup>	1 342 <sup>x</sup>
	Cane and Bamboo	13 167 <sup>c</sup>	10 421 <sup>c</sup>	11 623 <sup>c</sup>	11 359 <sup>c</sup>	12 216 <sup>c</sup>	7 684 <sup>c</sup>	12 482 <sup>c</sup>	12 482 <sup>x</sup>
	Other SPWPs	16 307 <sup>c</sup>	14 853 <sup>c</sup>	14 344 <sup>cb</sup>	17 189 <sup>cb</sup>	15 608 <sup>cb</sup>	17 711 <sup>cb</sup>	25 025 <sup>cb</sup>	25 025 <sup>x</sup>
Costa Rica	Wooden furniture	36 222 <sup>c</sup>	36 929 <sup>c</sup>	45 980 <sup>c</sup>	40 657 <sup>c</sup>	43 491 <sup>c</sup>	35 359 <sup>c</sup>	54 937 <sup>cb</sup>	55 515 <sup>cb</sup>
	Builder woodwork	6 185 <sup>c</sup>	6 529 <sup>c</sup>	7 155 <sup>c</sup>	6 020 <sup>c</sup>	8 016 <sup>c</sup>	5 834 <sup>c</sup>	6 106 <sup>c</sup>	6 106 <sup>x</sup>
	Mouldings	1 456 <sup>cb</sup>	1 633 <sup>cb</sup>	1 912 <sup>cb</sup>	2 033 <sup>c</sup>	1 293 <sup>cb</sup>	1 436 <sup>cb</sup>	2 037 <sup>c</sup>	2 037 <sup>x</sup>
	Cane and Bamboo	3 486 <sup>cb</sup>	8 708 <sup>c</sup>	5 048 <sup>cb</sup>	4 427 <sup>cb</sup>	4 059 <sup>cb</sup>	3 958 <sup>cb</sup>	4 956 <sup>cb</sup>	4 956 <sup>x</sup>
	Other SPWPs	6 695 <sup>c</sup>	6 675 <sup>c</sup>	7 181 <sup>c</sup>	8 240 <sup>c</sup>	7 828 <sup>c</sup>	6 059 <sup>c</sup>	9 049 <sup>c</sup>	7 242 <sup>cb</sup>
Ecuador	Wooden furniture	17 226 <sup>c</sup>	11 602 <sup>cb</sup>	18 565 <sup>c</sup>	28 017 <sup>cb</sup>	25 318 <sup>c</sup>	18 805 <sup>cb</sup>	33 674 <sup>c</sup>	23 186 <sup>cb</sup>
	Builder woodwork	2 570 <sup>c</sup>	4 639 <sup>c</sup>	1 739 <sup>c</sup>	778 <sup>c</sup>	1 813 <sup>c</sup>	819 <sup>c</sup>	2 874 <sup>c</sup>	2 874 <sup>x</sup>
	Mouldings	945 <sup>cb</sup>	883 <sup>cb</sup>	1 343 <sup>cb</sup>	1 436 <sup>cb</sup>	1 687 <sup>cb</sup>	813 <sup>cb</sup>	1 244 <sup>cb</sup>	1 244 <sup>x</sup>
	Cane and Bamboo	3 099 <sup>cb</sup>	2 059 <sup>cb</sup>	2 438 <sup>cb</sup>	2 973 <sup>cb</sup>	5 812 <sup>cb</sup>	2 049 <sup>cb</sup>	2 403 <sup>c</sup>	2 403 <sup>x</sup>
	Other SPWPs	4 930 <sup>cb</sup>	3 984 <sup>cb</sup>	4 555 <sup>cb</sup>	6 182 <sup>cb</sup>	6 494 <sup>cb</sup>	6 210 <sup>cb</sup>	6 162 <sup>c</sup>	4 078 <sup>cb</sup>
Guatemala	Wooden furniture	31 268 <sup>c</sup>	31 948 <sup>c</sup>	33 501 <sup>c</sup>	34 506 <sup>c</sup>	32 840 <sup>c</sup>	25 756 <sup>c</sup>	49 841 <sup>c</sup>	49 841 <sup>x</sup>
	Builder woodwork	3 893 <sup>c</sup>	3 994 <sup>c</sup>	4 787 <sup>c</sup>	6 867 <sup>c</sup>	7 271 <sup>c</sup>	4 458 <sup>c</sup>	6 535 <sup>c</sup>	6 535 <sup>x</sup>
	Mouldings	959 <sup>c</sup>	588 <sup>c</sup>	546 <sup>c</sup>	513 <sup>cb</sup>	664 <sup>cb</sup>	409 <sup>c</sup>	349 <sup>c</sup>	349 <sup>x</sup>
	Cane and Bamboo	2 488 <sup>c</sup>	2 815 <sup>c</sup>	3 353 <sup>cb</sup>	2 685 <sup>cb</sup>	2 441 <sup>cb</sup>	2 908 <sup>cb</sup>	4 336 <sup>c</sup>	4 336 <sup>x</sup>
	Other SPWPs	9 819 <sup>c</sup>	10 197 <sup>c</sup>	8 935 <sup>c</sup>	11 864 <sup>cb</sup>	10 184 <sup>c</sup>	15 752 <sup>cb</sup>	25 412 <sup>cb</sup>	25 412 <sup>x</sup>
Guyana	Wooden furniture	7 659 <sup>cb</sup>	5 493 <sup>c</sup>	4 418 <sup>c</sup>	5 816 <sup>c</sup>	6 280 <sup>c</sup>	3 887 <sup>c</sup>	7 634 <sup>c</sup>	7 634 <sup>x</sup>
	Builder woodwork	934 <sup>c</sup>	1 389 <sup>c</sup>	1 293 <sup>c</sup>	1 422 <sup>c</sup>	1 274 <sup>cb</sup>	2 548 <sup>c</sup>	2 517 <sup>cb</sup>	2 414 <sup>cb</sup>
	Mouldings	661 <sup>c</sup>	872 <sup>c</sup>	1 145 <sup>cb</sup>	905 <sup>cb</sup>	1 146 <sup>c</sup>	742 <sup>cb</sup>	819 <sup>cb</sup>	684 <sup>cb</sup>
	Cane and Bamboo	1 042 <sup>cb</sup>	1 309 <sup>cb</sup>	1 426 <sup>c</sup>	1 500 <sup>c</sup>	1 988 <sup>c</sup>	1 857 <sup>c</sup>	2 354 <sup>c</sup>	2 354 <sup>x</sup>
	Other SPWPs	1 799 <sup>cb</sup>	837 <sup>c</sup>	1 877 <sup>c</sup>	2 142 <sup>c</sup>	5 307 <sup>c</sup>	903 <sup>c</sup>	1 416 <sup>cb</sup>	



Exports Value (1000\$)									Product	Country
2015	2016	2017	2018	2019	2020	2021	2022			
849 <sup>c</sup>	609 <sup>c</sup>	391 <sup>c</sup>	618 <sup>c</sup>	568 <sup>c</sup>	377 <sup>c</sup>	257 <sup>c</sup>	257 <sup>x</sup>	257 <sup>x</sup>	Wooden furniture	Fiji
192 <sup>c</sup>	197 <sup>ch</sup>	57 <sup>c</sup>	105 <sup>c</sup>	128 <sup>c</sup>	140 <sup>c</sup>	86 <sup>c</sup>	86 <sup>x</sup>	86 <sup>x</sup>	Builder woodwork	
910 <sup>ch</sup>	560 <sup>ch</sup>	1 282 <sup>ch</sup>	478 <sup>ch</sup>	922 <sup>ch</sup>	1 345 <sup>ch</sup>	781 <sup>ch</sup>	1 177 <sup>ch</sup>	1 177 <sup>ch</sup>	Mouldings	
61 <sup>c</sup>	12 <sup>c</sup>	59 <sup>c</sup>	87 <sup>c</sup>	233 <sup>c</sup>	34 <sup>c</sup>	115 <sup>c</sup>	115 <sup>x</sup>	115 <sup>x</sup>	Cane and Bamboo	
444 <sup>c</sup>	391 <sup>c</sup>	432 <sup>c</sup>	391 <sup>c</sup>	594 <sup>c</sup>	369 <sup>c</sup>	292 <sup>c</sup>	251 <sup>ch</sup>	251 <sup>ch</sup>	Other SPWPs	
536 595 <sup>ch</sup>	569 827 <sup>ch</sup>	654 270 <sup>ch</sup>	761 946 <sup>ch</sup>	816 448 <sup>ch</sup>	763 189 <sup>ch</sup>	1 229 493 <sup>ch</sup>	1 237 873 <sup>ch</sup>	1 237 873 <sup>ch</sup>	Wooden furniture	India
15 248 <sup>ch</sup>	10 557 <sup>ch</sup>	10 896 <sup>c</sup>	16 535 <sup>ch</sup>	20 472 <sup>c</sup>	16 523 <sup>c</sup>	17 609 <sup>c</sup>	19 863 <sup>c</sup>	19 863 <sup>c</sup>	Builder woodwork	
3 506 <sup>ch</sup>	2 580 <sup>ch</sup>	3 101 <sup>c</sup>	3 886 <sup>c</sup>	2 929 <sup>c</sup>	2 160 <sup>c</sup>	5 349 <sup>c</sup>	9 212 <sup>c</sup>	9 212 <sup>c</sup>	Mouldings	
16 096 <sup>ch</sup>	19 345 <sup>ch</sup>	25 992 <sup>ch</sup>	42 431 <sup>c</sup>	87 894 <sup>c</sup>	94 688 <sup>c</sup>	108 261 <sup>ch</sup>	108 261 <sup>x</sup>	108 261 <sup>x</sup>	Cane and Bamboo	
237 970 <sup>c</sup>	264 711 <sup>c</sup>	246 051 <sup>c</sup>	255 424 <sup>c</sup>	275 514 <sup>c</sup>	272 914 <sup>c</sup>	447 609 <sup>c</sup>	397 098 <sup>ch</sup>	397 098 <sup>ch</sup>	Other SPWPs	
1 489 298 <sup>ch</sup>	1 364 396 <sup>ch</sup>	1 407 913 <sup>ch</sup>	1 464 907 <sup>ch</sup>	1 519 217 <sup>ch</sup>	1 579 178 <sup>ch</sup>	2 177 583 <sup>ch</sup>	2 547 656 <sup>ch</sup>	2 547 656 <sup>ch</sup>	Wooden furniture	Indonesia
355 271 <sup>c</sup>	362 872 <sup>c</sup>	394 466 <sup>c</sup>	441 352 <sup>c</sup>	417 837 <sup>c</sup>	409 691 <sup>c</sup>	540 549 <sup>c</sup>	592 599 <sup>ch</sup>	592 599 <sup>ch</sup>	Builder woodwork	
613 755 <sup>c</sup>	614 540 <sup>c</sup>	682 619 <sup>c</sup>	705 768 <sup>c</sup>	610 937 <sup>c</sup>	713 491 <sup>c</sup>	965 322 <sup>c</sup>	869 183 <sup>ch</sup>	869 183 <sup>ch</sup>	Mouldings	
153 801 <sup>ch</sup>	137 078 <sup>ch</sup>	144 058 <sup>ch</sup>	143 060 <sup>ch</sup>	150 219 <sup>ch</sup>	158 157 <sup>ch</sup>	236 780 <sup>ch</sup>	236 780 <sup>x</sup>	236 780 <sup>x</sup>	Cane and Bamboo	
863 995 <sup>ch</sup>	825 862 <sup>ch</sup>	772 700 <sup>ch</sup>	653 533 <sup>ch</sup>	602 134 <sup>ch</sup>	524 725 <sup>ch</sup>	631 105 <sup>ch</sup>	582 807 <sup>ch</sup>	582 807 <sup>ch</sup>	Other SPWPs	
1 988 145 <sup>ch</sup>	1 870 017 <sup>ch</sup>	1 958 368 <sup>ch</sup>	2 044 787 <sup>ch</sup>	2 256 231 <sup>ch</sup>	2 575 056 <sup>ch</sup>	2 686 978 <sup>ch</sup>	2 856 984 <sup>ch</sup>	2 856 984 <sup>ch</sup>	Wooden furniture	Malaysia
287 077 <sup>c</sup>	293 881 <sup>c</sup>	277 425 <sup>c</sup>	264 109 <sup>c</sup>	285 157 <sup>c</sup>	263 727 <sup>c</sup>	276 885 <sup>c</sup>	323 958 <sup>ch</sup>	323 958 <sup>ch</sup>	Builder woodwork	
213 569 <sup>c</sup>	197 808 <sup>c</sup>	197 436 <sup>c</sup>	216 600 <sup>c</sup>	210 539 <sup>c</sup>	168 338 <sup>c</sup>	184 519 <sup>c</sup>	210 434 <sup>c</sup>	210 434 <sup>c</sup>	Mouldings	
33 259 <sup>ch</sup>	38 691 <sup>ch</sup>	47 459 <sup>ch</sup>	51 623 <sup>ch</sup>	69 227 <sup>ch</sup>	109 582 <sup>ch</sup>	123 683 <sup>ch</sup>	123 683 <sup>x</sup>	123 683 <sup>x</sup>	Cane and Bamboo	
147 958 <sup>ch</sup>	139 415 <sup>ch</sup>	146 513 <sup>ch</sup>	158 289 <sup>ch</sup>	177 813 <sup>ch</sup>	131 521 <sup>ch</sup>	186 940 <sup>c</sup>	185 500 <sup>c</sup>	185 500 <sup>c</sup>	Other SPWPs	
4 748 <sup>ch</sup>	5 638 <sup>ch</sup>	5 484 <sup>ch</sup>	6 203 <sup>ch</sup>	7 192 <sup>ch</sup>	4 800 <sup>ch</sup>	7 618 <sup>ch</sup>	7 618 <sup>x</sup>	7 618 <sup>x</sup>	Wooden furniture	Myanmar
10 733 <sup>c</sup>	22 032 <sup>c</sup>	29 560 <sup>c</sup>	58 344 <sup>c</sup>	68 497 <sup>c</sup>	4 910 <sup>c</sup>	6 273 <sup>ch</sup>	6 273 <sup>x</sup>	6 273 <sup>x</sup>	Builder woodwork	
13 067 <sup>ch</sup>	14 021 <sup>ch</sup>	13 994 <sup>ch</sup>	14 105 <sup>ch</sup>	13 810 <sup>ch</sup>	25 833 <sup>ch</sup>	58 766 <sup>ch</sup>	89 999 <sup>ch</sup>	89 999 <sup>ch</sup>	Mouldings	
555 <sup>ch</sup>	335 <sup>ch</sup>	291 <sup>ch</sup>	703 <sup>c</sup>	823 <sup>ch</sup>	551 <sup>ch</sup>	551 <sup>ch</sup>	267 <sup>ch</sup>	267 <sup>ch</sup>	Cane and Bamboo	
1 498 <sup>c</sup>	1 567 <sup>c</sup>	999 <sup>c</sup>	15 589 <sup>c</sup>	1 264 <sup>ch</sup>	1 729 <sup>ch</sup>	1 727 <sup>ch</sup>	1 653 <sup>ch</sup>	1 653 <sup>ch</sup>	Other SPWPs	
83 <sup>ch</sup>	31 <sup>ch</sup>	41 <sup>ch</sup>	57 <sup>ch</sup>	48 <sup>ch</sup>	46 <sup>ch</sup>	32 <sup>ch</sup>	48 <sup>ch</sup>	48 <sup>ch</sup>	Wooden furniture	Papua New Guinea
36 <sup>ch</sup>	54 <sup>ch</sup>	155 <sup>ch</sup>	106 <sup>ch</sup>	85 <sup>ch</sup>	11 <sup>ch</sup>	0 <sup>ch</sup>	0 <sup>ch</sup>	0 <sup>ch</sup>	Builder woodwork	
542 <sup>ch</sup>	471 <sup>ch</sup>	317 <sup>ch</sup>	962 <sup>ch</sup>	720 <sup>ch</sup>	299 <sup>ch</sup>	98 <sup>ch</sup>	179 <sup>ch</sup>	179 <sup>ch</sup>	Mouldings	
4 <sup>ch</sup>	5 <sup>ch</sup>	7 <sup>ch</sup>	0 <sup>ch</sup>	2 <sup>ch</sup>	0 <sup>ch</sup>	2 <sup>ch</sup>	2 <sup>ch</sup>	2 <sup>ch</sup>	Cane and Bamboo	
17 754 <sup>ch</sup>	20 561 <sup>ch</sup>	19 944 <sup>ch</sup>	6 505 <sup>ch</sup>	6 496 <sup>ch</sup>	14 399 <sup>ch</sup>	10 453 <sup>ch</sup>	8 657 <sup>ch</sup>	8 657 <sup>ch</sup>	Other SPWPs	
138 960 <sup>ch</sup>	149 498 <sup>ch</sup>	172 520 <sup>ch</sup>	190 905 <sup>ch</sup>	183 226 <sup>ch</sup>	166 070 <sup>ch</sup>	209 745 <sup>ch</sup>	199 414 <sup>ch</sup>	199 414 <sup>ch</sup>	Wooden furniture	Philippines
630 779 <sup>ch</sup>	805 112 <sup>ch</sup>	789 875 <sup>ch</sup>	887 522 <sup>ch</sup>	953 082 <sup>ch</sup>	762 743 <sup>ch</sup>	976 933 <sup>ch</sup>	985 299 <sup>ch</sup>	985 299 <sup>ch</sup>	Builder woodwork	
9 493 <sup>c</sup>	7 253 <sup>ch</sup>	7 815 <sup>c</sup>	6 957 <sup>ch</sup>	5 375 <sup>ch</sup>	5 542 <sup>ch</sup>	15 493 <sup>ch</sup>	21 892 <sup>ch</sup>	21 892 <sup>ch</sup>	Mouldings	
38 112 <sup>ch</sup>	32 960 <sup>ch</sup>	32 020 <sup>ch</sup>	36 852 <sup>ch</sup>	38 435 <sup>ch</sup>	37 062 <sup>ch</sup>	61 022 <sup>ch</sup>	61 022 <sup>x</sup>	61 022 <sup>x</sup>	Cane and Bamboo	
52 261 <sup>ch</sup>	54 427 <sup>ch</sup>	59 739 <sup>c</sup>	47 400 <sup>ch</sup>	45 870 <sup>ch</sup>	35 008 <sup>ch</sup>	51 967 <sup>ch</sup>	50 748 <sup>ch</sup>	50 748 <sup>ch</sup>	Other SPWPs	
532 512 <sup>ch</sup>	495 241 <sup>ch</sup>	487 684 <sup>ch</sup>	453 621 <sup>ch</sup>	479 824 <sup>ch</sup>	578 176 <sup>c</sup>	762 280 <sup>ch</sup>	947 479 <sup>ch</sup>	947 479 <sup>ch</sup>	Wooden furniture	Thailand
41 393 <sup>c</sup>	47 666 <sup>c</sup>	41 715 <sup>c</sup>	43 430 <sup>c</sup>	40 889 <sup>c</sup>	39 977 <sup>c</sup>	54 441 <sup>ch</sup>	77 121 <sup>ch</sup>	77 121 <sup>ch</sup>	Builder woodwork	
8 629 <sup>ch</sup>	9 271 <sup>ch</sup>	10 656 <sup>ch</sup>	9 761 <sup>ch</sup>	38 756 <sup>ch</sup>	15 408 <sup>ch</sup>	12 274 <sup>ch</sup>	16 273 <sup>ch</sup>	16 273 <sup>ch</sup>	Mouldings	
15 475 <sup>c</sup>	11 119 <sup>c</sup>	8 969 <sup>c</sup>	10 028 <sup>c</sup>	7 328 <sup>c</sup>	6 269 <sup>c</sup>	5 967 <sup>ch</sup>	5 967 <sup>x</sup>	5 967 <sup>x</sup>	Cane and Bamboo	
162 910 <sup>ch</sup>	169 453 <sup>ch</sup>	164 941 <sup>ch</sup>	151 899 <sup>ch</sup>	155 608 <sup>ch</sup>	124 849 <sup>ch</sup>	157 369 <sup>ch</sup>	160 414 <sup>ch</sup>	160 414 <sup>ch</sup>	Other SPWPs	
5 719 885 <sup>ch</sup>	5 932 281 <sup>ch</sup>	6 651 628 <sup>ch</sup>	7 232 555 <sup>ch</sup>	8 823 237 <sup>ch</sup>	10 690 400 <sup>ch</sup>	13 279 500 <sup>ch</sup>	14 889 570 <sup>ch</sup>	14 889 570 <sup>ch</sup>	Wooden furniture	Viet Nam
133 997 <sup>c</sup>	209 762 <sup>c</sup>	243 070 <sup>c</sup>	237 745 <sup>c</sup>	277 266 <sup>c</sup>	331 740 <sup>c</sup>	454 351 <sup>c</sup>	454 351 <sup>x</sup>	454 351 <sup>x</sup>	Builder woodwork	
46 902 <sup>ch</sup>	45 798 <sup>ch</sup>	51 993 <sup>ch</sup>	57 965 <sup>ch</sup>	47 437 <sup>ch</sup>	47 894 <sup>ch</sup>	86 866 <sup>ch</sup>	125 512 <sup>ch</sup>	125 512 <sup>ch</sup>	Mouldings	
93 514 <sup>ch</sup>	102 267 <sup>ch</sup>	147 857 <sup>c</sup>	162 660 <sup>c</sup>	208 272 <sup>ch</sup>	305 485 <sup>c</sup>	333 908 <sup>ch</sup>	333 908 <sup>x</sup>	333 908 <sup>x</sup>	Cane and Bamboo	
256 280 <sup>ch</sup>	275 133 <sup>ch</sup>	284 169 <sup>ch</sup>	298 691 <sup>ch</sup>	300 284 <sup>ch</sup>	355 487 <sup>ch</sup>	416 377 <sup>ch</sup>	442 800 <sup>ch</sup>	442 800 <sup>ch</sup>	Other SPWPs	
1 412 227	1 465 732	1 609 462	1 770 750	1 817 568	1 875 060	2 932 483	3 473 240	3 473 240	Wooden furniture	Latin America/Caribbean
398 431	416 012	456 199	465 314	491 466	612 970	849 662	862 273	862 273	Builder woodwork	
744 934	698 840	788 380	790 951	820 345	786 825	1 088 463	1 358 183	1 358 183	Mouldings	
18 694	18 107	15 389	19 632	18 842	14 906	31 207	29 054	29 054	Cane and Bamboo	
496 996	526 642	562 763	632 503	669 240	1 074 431	909 092	912 332	912 332	Other SPWPs	
469 461 <sup>ch</sup>	466 883 <sup>ch</sup>	517 241 <sup>ch</sup>	584 790 <sup>ch</sup>	615 999 <sup>ch</sup>	613 997 <sup>ch</sup>	926 914 <sup>ch</sup>	749 955 <sup>c</sup>	749 955 <sup>c</sup>	Wooden furniture	Brazil
274 354 <sup>c</sup>	288 531 <sup>c</sup>	320 575 <sup>c</sup>	318 172 <sup>c</sup>	336 382 <sup>c</sup>	417 378 <sup>c</sup>	571 259 <sup>c</sup>	570 459 <sup>c</sup>	570 459 <sup>c</sup>	Builder woodwork	
567 213 <sup>ch</sup>	523 706 <sup>ch</sup>	589 496 <sup>ch</sup>	589 793 <sup>ch</sup>	621 641 <sup>ch</sup>	599 696 <sup>ch</sup>	792 245 <sup>ch</sup>	1 059 986 <sup>ch</sup>	1 059 986 <sup>ch</sup>	Mouldings	
1 737 <sup>ch</sup>	1 360 <sup>ch</sup>	1 625 <sup>ch</sup>	2 632 <sup>ch</sup>	2 516 <sup>ch</sup>	2 800 <sup>ch</sup>	4 566 <sup>ch</sup>	2 628 <sup>c</sup>	2 628 <sup>c</sup>	Cane and Bamboo	
164 896 <sup>ch</sup>	170 227 <sup>ch</sup>	187 915 <sup>ch</sup>	213 961 <sup>ch</sup>	180 892 <sup>ch</sup>	237 108 <sup>ch</sup>	324 509 <sup>ch</sup>	399 728 <sup>ch</sup>	399 728 <sup>ch</sup>	Other SPWPs	
32 980 <sup>c</sup>	29 839 <sup>c</sup>	32 863 <sup>ch</sup>	35 309 <sup>c</sup>	37 918 <sup>c</sup>	40 152 <sup>ch</sup>	61 394 <sup>ch</sup>	61 394 <sup>x</sup>	61 394 <sup>x</sup>	Wooden furniture	Colombia
5 545 <sup>ch</sup>	3 431 <sup>ch</sup>	4 036 <sup>ch</sup>	3 878 <sup>ch</sup>	4 917 <sup>ch</sup>	3 240 <sup>ch</sup>	5 450 <sup>ch</sup>	5 450 <sup>x</sup>	5 450 <sup>x</sup>	Builder woodwork	
3 758 <sup>ch</sup>	3 539 <sup>c</sup>	7 030 <sup>c</sup>	7 774 <sup>c</sup>	4 392 <sup>c</sup>	4 102 <sup>c</sup>	6 436 <sup>c</sup>	6 436 <sup>x</sup>	6 436 <sup>x</sup>	Mouldings	
1 194 <sup>c</sup>	829 <sup>ch</sup>	628 <sup>c</sup>	1 216 <sup>c</sup>	972 <sup>ch</sup>	685 <sup>c</sup>	1 406 <sup>ch</sup>	1 406 <sup>x</sup>	1 406 <sup>x</sup>	Cane and Bamboo	
4 648 <sup>ch</sup>	2 191 <sup>c</sup>	2 136 <sup>c</sup>	3 396 <sup>c</sup>	2 461 <sup>c</sup>	3 053 <sup>ch</sup>	3 152 <sup>c</sup>	3 152 <sup>x</sup>	3 152 <sup>x</sup>	Other SPWPs	
5 679 <sup>c</sup>	6 015 <sup>ch</sup>	6 321 <sup>c</sup>	5 322 <sup>ch</sup>	6 255 <sup>c</sup>	7 336 <sup>ch</sup>	14 172 <sup>ch</sup>	21 678 <sup>ch</sup>	21 678 <sup>ch</sup>	Wooden furniture	Costa Rica
635 <sup>ch</sup>	727 <sup>c</sup>	343 <sup>c</sup>	1 217 <sup>c</sup>	254 <sup>ch</sup>	421 <sup>c</sup>	661 <sup>ch</sup>	178 <sup>ch</sup>	178 <sup>ch</sup>	Builder woodwork	
443 <sup>ch</sup>	289 <sup>ch</sup>	387 <sup>ch</sup>	335 <sup>c</sup>	712 <sup>c</sup>	2 050 <sup>c</sup>	1 264 <sup>c</sup>	1 264 <sup>x</sup>	1 264 <sup>x</sup>	Mouldings	
199 <sup>c</sup>	335 <sup>ch</sup>	284 <sup>c</sup>	354 <sup>c</sup>	169 <sup>ch</sup>	207 <sup>ch</sup>	258 <sup>ch</sup>	114 <sup>ch</sup>	114 <sup>ch</sup>	Cane and Bamboo	
22 749 <sup>c</sup>	24 932 <sup>c</sup>	27 915 <sup>c</sup>	26 243 <sup>c</sup>	26 243 <sup>c</sup>	27 448 <sup>c</sup>	25 664 <sup>c</sup>	25 664 <sup>x</sup>	25 664 <sup>x</sup>	Other SPWPs	
6 297 <sup>c</sup>	6 713 <sup>c</sup>	6 789 <sup>c</sup>	8 421 <sup>c</sup>	8 135 <sup>c</sup>	8 718 <sup>c</sup>	13 422 <sup>c</sup>	13 422 <sup>x</sup>	13 422 <sup>x</sup>	Wooden furniture	Ecuador
1 531 <sup>ch</sup>	1 758 <sup>ch</sup>	1 684 <sup>c</sup>	1 316 <sup>ch</sup>	1 642 <sup>c</sup>	1 364 <sup>c</sup>	2 053 <sup>ch</sup>	2 177 <sup>ch</sup>	2 177 <sup>ch</sup>	Builder woodwork	
467 <sup>ch</sup>	570 <sup>c</sup>	433 <sup>ch</sup>	250 <sup>ch</sup>	536 <sup>ch</sup>	338 <sup>ch</sup>	472 <sup>ch</sup>	605 <sup>ch</sup>	605 <sup>ch</sup>	Mouldings	
239 <sup>ch</sup>	284 <sup>ch</sup>	211 <sup>ch</sup>	318 <sup>ch</sup>	348 <sup>ch</sup>	140 <sup>ch</sup>	210 <sup>ch</sup>	229 <sup>ch</sup>	229 <sup>ch</sup>	Cane and Bamboo	
76 522 <sup>ch</sup>	85 123 <sup>ch</sup>	74 392 <sup>ch</sup>	94 498 <sup>ch</sup>	139 908 <sup>ch</sup>	498 196 <sup>ch</sup>	190 735 <sup>ch</sup>	161 630 <sup>ch</sup>	161 630 <sup>ch</sup>	Other SPWPs	
16 037 <sup>ch</sup>	16 109 <sup>c</sup>	13 539 <sup>c</sup>	8 550 <sup>c</sup>	8 687 <sup>c</sup>	7 641 <sup>c</sup>	14 223 <sup>c</sup>	14 223 <sup>x</sup>	14 223 <sup>x</sup>	Wooden furniture	Guatemala
42 909 <sup>c</sup>	51 021 <sup>c</sup>	50 117 <sup>c</sup>	50 213 <sup>c</sup>	39 191 <sup>c</sup>	36 004 <sup>c</sup>	49 703 <sup>ch</sup>	49 703 <sup>x</sup>	49 703 <sup>x</sup>	Builder woodwork	
296 <sup>ch</sup>	316 <sup>ch</sup>	786 <sup>ch</sup>	690 <sup>ch</sup>	613 <sup>ch</sup>	541 <sup>ch</sup>	489 <sup>ch</sup>	489 <sup>x</sup>	489 <sup>x</sup>	Mouldings	
2 564 <sup>c</sup>	2 249 <sup>c</sup>	2 824 <sup>c</sup>	1 057 <sup>c</sup>	1 174 <sup>c</sup>	844 <sup>c</sup>	1 175 <sup>c</sup>	1 175 <sup>x</sup>	1 175 <sup>x</sup>	Cane and Bamboo	
11 898 <sup>c</sup>	25 955 <sup>c</sup>	34 316 <sup>c</sup>	42 165 <sup>c</sup>	55 826 <sup>c</sup>	47 486 <sup>c</sup>					

**Table 5-2. Producers' Trade of Secondary Processed Wood Products (1000 US\$)**

Country	Product	Imports Value (1000\$)							
		2015	2016	2017	2018	2019	2020	2021	2022
Mexico	Wooden furniture	417 463 <sup>ca</sup>	343 923 <sup>ca</sup>	293 164 <sup>c</sup>	329 750 <sup>c</sup>	335 728 <sup>c</sup>	287 506 <sup>ca</sup>	359 497 <sup>ca</sup>	635 803 <sup>ca</sup>
	Builder woodwork	61 303 <sup>c</sup>	53 524 <sup>c</sup>	45 988 <sup>c</sup>	47 235 <sup>c</sup>	46 501 <sup>c</sup>	30 899 <sup>c</sup>	35 687 <sup>c</sup>	39 518 <sup>ca</sup>
	Mouldings	153 839 <sup>c</sup>	155 006 <sup>c</sup>	171 690 <sup>c</sup>	180 243 <sup>c</sup>	181 799 <sup>c</sup>	108 058 <sup>c</sup>	188 477 <sup>c</sup>	219 014 <sup>ca</sup>
	Cane and Bamboo	40 140 <sup>ca</sup>	34 071 <sup>c</sup>	35 077 <sup>c</sup>	45 181 <sup>c</sup>	42 995 <sup>c</sup>	36 597 <sup>c</sup>	56 516 <sup>c</sup>	56 516 <sup>x</sup>
	Other SPWPs	180 577 <sup>ca</sup>	173 343 <sup>ca</sup>	164 768 <sup>c</sup>	176 630 <sup>c</sup>	182 898 <sup>c</sup>	153 492 <sup>c</sup>	200 733 <sup>ca</sup>	228 948 <sup>ca</sup>
Panama	Wooden furniture	377 434 <sup>ca</sup>	149 955 <sup>ca</sup>	102 069 <sup>ca</sup>	120 109 <sup>c</sup>	87 128 <sup>c</sup>	46 345 <sup>ca</sup>	93 640 <sup>ca</sup>	88 170 <sup>ca</sup>
	Builder woodwork	19 187 <sup>ca</sup>	19 110 <sup>c</sup>	18 902 <sup>c</sup>	17 570 <sup>c</sup>	15 986 <sup>c</sup>	7 999 <sup>c</sup>	16 339 <sup>c</sup>	7 698 <sup>ca</sup>
	Mouldings	2 377 <sup>ca</sup>	2 823 <sup>ca</sup>	3 604 <sup>ca</sup>	2 947 <sup>ca</sup>	2 608 <sup>ca</sup>	907 <sup>ca</sup>	631 <sup>c</sup>	1 217 <sup>ca</sup>
	Cane and Bamboo	21 753 <sup>ca</sup>	9 915 <sup>ca</sup>	9 414 <sup>ca</sup>	8 887 <sup>ca</sup>	8 170 <sup>ca</sup>	5 712 <sup>ca</sup>	9 927 <sup>ca</sup>	9 927 <sup>x</sup>
	Other SPWPs	83 055 <sup>ca</sup>	23 992 <sup>ca</sup>	11 747 <sup>ca</sup>	14 104 <sup>c</sup>	13 778 <sup>c</sup>	11 311 <sup>c</sup>	20 725 <sup>ca</sup>	12 982 <sup>ca</sup>
Peru	Wooden furniture	126 850 <sup>ca</sup>	139 266 <sup>ca</sup>	86 224 <sup>ca</sup>	91 962 <sup>c</sup>	77 554 <sup>c</sup>	63 614 <sup>ca</sup>	109 853 <sup>ca</sup>	74 827 <sup>ca</sup>
	Builder woodwork	6 700 <sup>c</sup>	4 377 <sup>c</sup>	6 127 <sup>c</sup>	6 520 <sup>ca</sup>	7 856 <sup>c</sup>	5 105 <sup>c</sup>	5 842 <sup>c</sup>	8 955 <sup>ca</sup>
	Mouldings	1 001 <sup>c</sup>	1 268 <sup>ca</sup>	1 412 <sup>ca</sup>	1 714 <sup>ca</sup>	1 787 <sup>ca</sup>	1 649 <sup>ca</sup>	2 729 <sup>ca</sup>	528 <sup>ca</sup>
	Cane and Bamboo	8 414 <sup>ca</sup>	6 789 <sup>ca</sup>	4 868 <sup>ca</sup>	4 778 <sup>ca</sup>	5 599 <sup>ca</sup>	3 169 <sup>c</sup>	5 937 <sup>ca</sup>	5 937 <sup>x</sup>
	Other SPWPs	21 565 <sup>c</sup>	21 809 <sup>c</sup>	19 828 <sup>ca</sup>	17 981 <sup>c</sup>	19 556 <sup>c</sup>	19 702 <sup>c</sup>	36 162 <sup>ca</sup>	27 341 <sup>ca</sup>
Suriname	Wooden furniture	4 126 <sup>ca</sup>	3 114 <sup>ca</sup>	4 312 <sup>ca</sup>	6 137 <sup>ca</sup>	4 505 <sup>ca</sup>	3 368 <sup>ca</sup>	4 007 <sup>ca</sup>	5 882 <sup>ca</sup>
	Builder woodwork	1 121 <sup>ca</sup>	473 <sup>c</sup>	370 <sup>c</sup>	971 <sup>c</sup>	597 <sup>c</sup>	528 <sup>c</sup>	771 <sup>c</sup>	1 416 <sup>ca</sup>
	Mouldings	96 <sup>ca</sup>	2 <sup>ca</sup>	63 <sup>ca</sup>	130 <sup>ca</sup>	33 <sup>ca</sup>	4 <sup>c</sup>	16 <sup>c</sup>	28 <sup>ca</sup>
	Cane and Bamboo	1 948 <sup>c</sup>	793 <sup>c</sup>	1 437 <sup>c</sup>	2 050 <sup>c</sup>	2 254 <sup>c</sup>	1 750 <sup>c</sup>	1 720 <sup>c</sup>	1 720 <sup>x</sup>
	Other SPWPs	351 <sup>ca</sup>	354 <sup>ca</sup>	352 <sup>c</sup>	268 <sup>c</sup>	391 <sup>ca</sup>	637 <sup>c</sup>	310 <sup>c</sup>	257 <sup>ca</sup>
Trinidad and Tobago	Wooden furniture	32 084 <sup>c</sup>	31 758 <sup>c</sup>	26 496 <sup>c</sup>	25 697 <sup>c</sup>	23 246 <sup>c</sup>	18 671 <sup>c</sup>	22 596 <sup>c</sup>	17 850 <sup>ca</sup>
	Builder woodwork	6 484 <sup>c</sup>	5 482 <sup>c</sup>	4 513 <sup>c</sup>	5 093 <sup>c</sup>	4 363 <sup>c</sup>	3 296 <sup>c</sup>	3 485 <sup>c</sup>	2 817 <sup>ca</sup>
	Mouldings	1 900 <sup>c</sup>	2 369 <sup>c</sup>	1 755 <sup>c</sup>	1 605 <sup>c</sup>	1 513 <sup>c</sup>	604 <sup>c</sup>	686 <sup>c</sup>	983 <sup>ca</sup>
	Cane and Bamboo	4 775 <sup>c</sup>	4 760 <sup>c</sup>	3 974 <sup>c</sup>	4 143 <sup>ca</sup>	3 552 <sup>c</sup>	2 638 <sup>c</sup>	3 051 <sup>c</sup>	3 051 <sup>x</sup>
	Other SPWPs	4 014 <sup>ca</sup>	3 667 <sup>ca</sup>	2 594 <sup>c</sup>	3 268 <sup>c</sup>	2 235 <sup>ca</sup>	1 656 <sup>c</sup>	1 775 <sup>c</sup>	1 720 <sup>ca</sup>
Venezuela	Wooden furniture	28 158 <sup>ca</sup>	19 520 <sup>ca</sup>	14 727 <sup>ca</sup>	7 666 <sup>ca</sup>	10 624 <sup>ca</sup>	14 029 <sup>ca</sup>	26 093 <sup>ca</sup>	31 374 <sup>ca</sup>
	Builder woodwork	42 461 <sup>ca</sup>	9 089 <sup>ca</sup>	22 952 <sup>ca</sup>	1 049 <sup>ca</sup>	4 446 <sup>ca</sup>	538 <sup>ca</sup>	1 654 <sup>ca</sup>	1 137 <sup>ca</sup>
	Mouldings	224 <sup>ca</sup>	126 <sup>c</sup>	25 <sup>ca</sup>	506 <sup>ca</sup>	34 <sup>c</sup>	70 <sup>c</sup>	98 <sup>ca</sup>	173 <sup>ca</sup>
	Cane and Bamboo	9 783 <sup>ca</sup>	17 119 <sup>ca</sup>	9 575 <sup>ca</sup>	6 242 <sup>ca</sup>	5 713 <sup>ca</sup>	3 043 <sup>ca</sup>	6 513 <sup>ca</sup>	6 513 <sup>x</sup>
	Other SPWPs	8 665 <sup>ca</sup>	6 412 <sup>ca</sup>	6 701 <sup>ca</sup>	4 423 <sup>ca</sup>	2 301 <sup>ca</sup>	1 344 <sup>ca</sup>	2 568 <sup>ca</sup>	4 321 <sup>ca</sup>
Producers Total	Wooden furniture	3 191 470	2 851 143	2 734 516	2 763 139	2 645 277	2 597 778	3 630 412	4 800 120
	Builder woodwork	458 151	408 699	558 283	420 657	393 034	320 552	371 964	384 278
	Mouldings	282 353	298 440	335 967	351 897	332 527	250 135	365 316	354 374
	Cane and Bamboo	926 674	469 643	436 427	404 179	508 293	456 170	607 425	596 709
	Other SPWPs	747 819	706 643	755 717	889 900	926 946	926 660	1 240 662	972 048
	<b>Total</b>	<b>5 606 468</b>	<b>4 734 568</b>	<b>4 820 911</b>	<b>4 829 771</b>	<b>4 806 078</b>	<b>4 551 295</b>	<b>6 215 779</b>	<b>7 107 529</b>
ITTO Total	Wooden furniture	54 644 881	56 213 755	59 286 223	63 438 245	61 522 177	62 566 879	78 907 156	87 717 687
	Builder woodwork	11 690 292	12 296 266	13 303 151	13 806 150	13 480 779	13 418 345	17 381 034	17 671 172
	Mouldings	4 527 275	4 487 841	4 928 320	5 237 142	5 037 021	4 932 248	6 590 390	6 926 888
	Cane and Bamboo	3 414 820	2 824 840	2 997 610	3 309 529	3 431 860	3 365 641	4 280 230	3 817 203
	Other SPWPs	13 320 941	13 411 811	14 204 067	15 823 400	15 475 266	15 813 945	20 610 221	20 100 891
	<b>Total</b>	<b>87 598 209</b>	<b>89 234 513</b>	<b>94 719 371</b>	<b>101 614 466</b>	<b>98 947 103</b>	<b>100 097 058</b>	<b>127 769 032</b>	<b>136 233 842</b>
Rest of the World	Wooden furniture	12 778 260 <sup>1</sup>	11 283 360 <sup>1</sup>	11 369 340 <sup>1</sup>	11 336 790 <sup>1</sup>	11 219 390 <sup>1</sup>	10 163 160 <sup>1</sup>	12 477 290 <sup>1</sup>	12 489 440 <sup>1</sup>
	Builder woodwork	2 071 052 <sup>1</sup>	1 836 126 <sup>1</sup>	1 873 494 <sup>1</sup>	1 892 823 <sup>1</sup>	1 757 350 <sup>1</sup>	1 558 161 <sup>1</sup>	2 013 511 <sup>1</sup>	2 023 169 <sup>1</sup>
	Mouldings	690 487 <sup>1</sup>	634 275 <sup>1</sup>	612 437 <sup>1</sup>	543 308 <sup>1</sup>	529 320 <sup>1</sup>	433 047 <sup>1</sup>	535 366 <sup>1</sup>	487 457 <sup>1</sup>
	Cane and Bamboo	1 289 696 <sup>1</sup>	742 729 <sup>1</sup>	677 290 <sup>1</sup>	730 930 <sup>1</sup>	813 233 <sup>1</sup>	873 785 <sup>1</sup>	1 005 718 <sup>1</sup>	958 090 <sup>1</sup>
	Other SPWPs	1 722 534 <sup>1</sup>	1 628 697 <sup>1</sup>	1 700 851 <sup>1</sup>	1 870 042 <sup>1</sup>	1 810 667 <sup>1</sup>	1 684 161 <sup>1</sup>	2 153 737 <sup>1</sup>	1 902 328 <sup>1</sup>
	<b>Total</b>	<b>18 552 029</b>	<b>16 125 187</b>	<b>16 233 412</b>	<b>16 373 893</b>	<b>16 129 960</b>	<b>14 712 315</b>	<b>18 185 622</b>	<b>17 860 483</b>
World	Wooden furniture	67 423 141 <sup>1</sup>	67 497 115 <sup>1</sup>	70 655 563 <sup>1</sup>	74 775 035 <sup>1</sup>	72 741 567 <sup>1</sup>	72 730 039 <sup>1</sup>	91 384 446 <sup>1</sup>	100 207 127
	Builder woodwork	13 761 344 <sup>1</sup>	14 132 392 <sup>1</sup>	15 176 645 <sup>1</sup>	15 698 973 <sup>1</sup>	15 238 129 <sup>1</sup>	14 976 506 <sup>1</sup>	19 394 545 <sup>1</sup>	19 694 341
	Mouldings	5 217 762 <sup>1</sup>	5 122 116 <sup>1</sup>	5 540 757 <sup>1</sup>	5 780 450 <sup>1</sup>	5 566 341 <sup>1</sup>	5 365 295 <sup>1</sup>	7 125 755 <sup>1</sup>	7 414 345
	Cane and Bamboo	4 704 516 <sup>1</sup>	3 567 569 <sup>1</sup>	3 674 900 <sup>1</sup>	4 040 460 <sup>1</sup>	4 245 093 <sup>1</sup>	4 239 427 <sup>1</sup>	5 285 948 <sup>1</sup>	4 775 293
	Other SPWPs	15 043 475 <sup>1</sup>	15 040 508 <sup>1</sup>	15 904 918 <sup>1</sup>	17 693 442 <sup>1</sup>	17 285 933 <sup>1</sup>	17 498 106 <sup>1</sup>	22 763 958 <sup>1</sup>	22 003 219
	<b>Total</b>	<b>106 150 237</b>	<b>105 359 701</b>	<b>110 952 783</b>	<b>117 988 359</b>	<b>115 077 063</b>	<b>114 809 373</b>	<b>145 954 653</b>	<b>154 094 325</b>



Exports Value (1000\$)									Product	Country
2015	2016	2017	2018	2019	2020	2021	2022			
848 871 <sup>ca</sup>	911 998 <sup>ca</sup>	998 217 <sup>ca</sup>	1 071 137 <sup>ca</sup>	1 106 751 <sup>ca</sup>	1 169 801 <sup>ca</sup>	1 869 670 <sup>ca</sup>	2 569 393 <sup>ca</sup>		Wooden furniture	Mexico
59 617 <sup>c</sup>	55 309 <sup>c</sup>	64 840 <sup>c</sup>	71 827 <sup>c</sup>	94 685 <sup>c</sup>	143 403 <sup>ca</sup>	208 233 <sup>ca</sup>	223 272 <sup>ca</sup>		Builder woodwork	
85 274 <sup>c</sup>	82 032 <sup>c</sup>	99 205 <sup>c</sup>	101 251 <sup>c</sup>	101 009 <sup>c</sup>	119 949 <sup>c</sup>	204 149 <sup>c</sup>	207 160 <sup>c</sup>		Mouldings	
10 620 <sup>ca</sup>	11 471 <sup>ca</sup>	8 225 <sup>ca</sup>	12 381 <sup>ca</sup>	8 898 <sup>ca</sup>	8 847 <sup>ca</sup>	22 326 <sup>ca</sup>	22 326 <sup>x</sup>		Cane and Bamboo	
187 197 <sup>c</sup>	191 435 <sup>c</sup>	211 966 <sup>c</sup>	222 000 <sup>c</sup>	236 137 <sup>c</sup>	237 171 <sup>c</sup>	305 070 <sup>c</sup>	267 859 <sup>ca</sup>		Other SPWPs	
9 250 <sup>c</sup>	7 914 <sup>c</sup>	8 045 <sup>c</sup>	27 680 <sup>c</sup>	6 372 <sup>c</sup>	6 007 <sup>c</sup>	2 433 <sup>ca</sup>	2 433 <sup>x</sup>		Wooden furniture	Panama
1 074 <sup>ca</sup>	737 <sup>ca</sup>	838 <sup>ca</sup>	816 <sup>c</sup>	470 <sup>c</sup>	754 <sup>c</sup>	382 <sup>ca</sup>	382 <sup>x</sup>		Builder woodwork	
1 796 <sup>c</sup>	910 <sup>c</sup>	625 <sup>ca</sup>	257 <sup>ca</sup>	985 <sup>ca</sup>	337 <sup>ca</sup>	489 <sup>ca</sup>	396 <sup>ca</sup>		Mouldings	
860 <sup>ca</sup>	939 <sup>c</sup>	1 003 <sup>ca</sup>	739 <sup>ca</sup>	1 013 <sup>ca</sup>	773 <sup>ca</sup>	500 <sup>ca</sup>	500 <sup>x</sup>		Cane and Bamboo	
4 597 <sup>c</sup>	3 665 <sup>c</sup>	3 269 <sup>c</sup>	4 426 <sup>c</sup>	3 601 <sup>c</sup>	2 684 <sup>c</sup>	512 <sup>ca</sup>	696 <sup>ca</sup>		Other SPWPs	
7 034 <sup>ca</sup>	4 526 <sup>ca</sup>	4 034 <sup>ca</sup>	5 035 <sup>c</sup>	4 377 <sup>ca</sup>	4 222 <sup>ca</sup>	4 340 <sup>ca</sup>	4 508 <sup>ca</sup>		Wooden furniture	Peru
4 084 <sup>c</sup>	6 935 <sup>ca</sup>	6 230 <sup>c</sup>	9 020 <sup>c</sup>	6 065 <sup>c</sup>	3 969 <sup>c</sup>	3 968 <sup>c</sup>	2 580 <sup>ca</sup>		Builder woodwork	
70 861 <sup>c</sup>	73 349 <sup>c</sup>	74 683 <sup>c</sup>	78 335 <sup>c</sup>	80 528 <sup>c</sup>	54 325 <sup>c</sup>	71 332 <sup>c</sup>	71 332 <sup>x</sup>		Mouldings	
880 <sup>c</sup>	144 <sup>c</sup>	103 <sup>c</sup>	371 <sup>c</sup>	364 <sup>ca</sup>	314 <sup>ca</sup>	380 <sup>ca</sup>	380 <sup>x</sup>		Cane and Bamboo	
5 542 <sup>ca</sup>	3 928 <sup>ca</sup>	2 502 <sup>ca</sup>	2 640 <sup>ca</sup>	2 147 <sup>c</sup>	1 872 <sup>c</sup>	3 595 <sup>c</sup>	3 595 <sup>x</sup>		Other SPWPs	
549 <sup>ca</sup>	684 <sup>ca</sup>	774 <sup>ca</sup>	602 <sup>ca</sup>	590 <sup>ca</sup>	411 <sup>ca</sup>	535 <sup>ca</sup>	178 <sup>ca</sup>		Wooden furniture	Suriname
116 <sup>ca</sup>	201 <sup>ca</sup>	456 <sup>ca</sup>	712 <sup>ca</sup>	944 <sup>ca</sup>	451 <sup>ca</sup>	157 <sup>ca</sup>	112 <sup>ca</sup>		Builder woodwork	
888 <sup>ca</sup>	667 <sup>ca</sup>	1 060 <sup>ca</sup>	1 193 <sup>ca</sup>	1 502 <sup>ca</sup>	880 <sup>ca</sup>	3 043 <sup>ca</sup>	2 586 <sup>ca</sup>		Mouldings	
1 <sup>ca</sup>	0 <sup>ca</sup>	2 <sup>c</sup>	10 <sup>c</sup>	0 <sup>ca</sup>	18 <sup>c</sup>	1 <sup>ca</sup>	0 <sup>ca</sup>		Cane and Bamboo	
48 <sup>c</sup>	21 <sup>ca</sup>	124 <sup>ca</sup>	329 <sup>ca</sup>	101 <sup>ca</sup>	167 <sup>ca</sup>	177 <sup>ca</sup>	84 <sup>ca</sup>		Other SPWPs	
4 473 <sup>c</sup>	3 907 <sup>c</sup>	4 066 <sup>c</sup>	3 975 <sup>ca</sup>	3 591 <sup>c</sup>	2 865 <sup>c</sup>	4 118 <sup>c</sup>	4 118 <sup>x</sup>		Wooden furniture	Trinidad and Tobago
3 000 <sup>c</sup>	2 651 <sup>c</sup>	2 463 <sup>c</sup>	3 304 <sup>c</sup>	3 052 <sup>c</sup>	2 714 <sup>ca</sup>	2 919 <sup>c</sup>	2 919 <sup>x</sup>		Builder woodwork	
226 <sup>c</sup>	162 <sup>c</sup>	290 <sup>ca</sup>	379 <sup>ca</sup>	162 <sup>ca</sup>	124 <sup>ca</sup>	163 <sup>ca</sup>	163 <sup>x</sup>		Mouldings	
162 <sup>c</sup>	161 <sup>c</sup>	130 <sup>ca</sup>	309 <sup>ca</sup>	237 <sup>ca</sup>	90 <sup>ca</sup>	224 <sup>c</sup>	224 <sup>x</sup>		Cane and Bamboo	
373 <sup>c</sup>	469 <sup>ca</sup>	478 <sup>c</sup>	1 808 <sup>ca</sup>	2 974 <sup>ca</sup>	928 <sup>ca</sup>	448 <sup>c</sup>	448 <sup>x</sup>		Other SPWPs	
667 <sup>ca</sup>	881 <sup>ca</sup>	1 777 <sup>ca</sup>	2 111 <sup>ca</sup>	1 157 <sup>ca</sup>	539 <sup>ca</sup>	164 <sup>ca</sup>	749 <sup>ca</sup>		Wooden furniture	Venezuela
87 <sup>ca</sup>	83 <sup>ca</sup>	44 <sup>ca</sup>	128 <sup>ca</sup>	39 <sup>ca</sup>	0 <sup>ca</sup>	4 <sup>ca</sup>	0 <sup>ca</sup>		Builder woodwork	
34 <sup>ca</sup>	1 <sup>ca</sup>	26 <sup>ca</sup>	9 <sup>ca</sup>	24 <sup>ca</sup>	18 <sup>ca</sup>	68 <sup>ca</sup>	154 <sup>ca</sup>		Mouldings	
10 <sup>ca</sup>	31 <sup>ca</sup>	32 <sup>ca</sup>	69 <sup>ca</sup>	15 <sup>ca</sup>	0 <sup>ca</sup>	1 <sup>ca</sup>	0 <sup>ca</sup>		Cane and Bamboo	
114 <sup>ca</sup>	72 <sup>ca</sup>	926 <sup>ca</sup>	743 <sup>ca</sup>	126 <sup>ca</sup>	66 <sup>ca</sup>	289 <sup>ca</sup>	67 <sup>ca</sup>		Other SPWPs	
11 830 891	11 864 137	12 976 544	13 975 273	16 027 569	18 409 695	23 604 465	26 543 152		Wooden furniture	
1 885 743	2 178 007	2 255 263	2 427 990	2 601 170	2 462 578	3 204 920	3 361 220		Builder woodwork	
1 687 186	1 643 347	1 827 380	1 878 472	1 802 074	1 811 243	2 474 985	2 784 279		Mouldings	Producers Total
371 049	362 333	439 212	502 879	665 650	799 330	1 036 135	1 033 452		Cane and Bamboo	
2 253 657	2 289 239	2 270 334	2 233 234	2 251 440	2 558 307	2 845 214	2 783 295		Other SPWPs	
18 028 526	18 337 063	19 768 734	21 017 848	23 347 904	26 041 153	33 165 719	36 505 398		Total	
62 692 421	62 900 819	65 852 389	69 046 483	67 068 460	69 292 197	87 031 977	94 847 737		Wooden furniture	
12 107 887	12 491 745	13 261 813	13 919 804	13 424 174	13 208 598	17 032 256	17 230 109		Builder woodwork	ITTO Total
4 409 735	4 362 306	4 716 656	5 013 708	4 779 442	4 598 416	6 212 710	6 394 234		Mouldings	
4 291 723	2 994 276	3 280 711	3 587 749	3 740 190	4 074 542	5 056 739	5 058 091		Cane and Bamboo	
13 902 402	14 015 234	14 653 253	16 191 197	15 790 971	16 209 830	21 290 850	20 405 672		Other SPWPs	
97 404 168	96 764 380	101 764 822	107 758 941	104 803 237	107 383 583	136 624 531	143 935 842		Total	
4 804 068 <sup>†</sup>	4 876 167 <sup>†</sup>	5 234 603 <sup>†</sup>	5 805 108 <sup>†</sup>	5 870 778 <sup>†</sup>	5 474 275 <sup>†</sup>	6 905 736 <sup>†</sup>	7 605 001 <sup>†</sup>		Wooden furniture	
2 022 334 <sup>†</sup>	2 106 915 <sup>†</sup>	2 342 497 <sup>†</sup>	2 356 787 <sup>†</sup>	2 391 870 <sup>†</sup>	2 377 066 <sup>†</sup>	3 286 789 <sup>†</sup>	3 379 323 <sup>†</sup>		Builder woodwork	
762 616 <sup>†</sup>	762 029 <sup>†</sup>	831 183 <sup>†</sup>	771 270 <sup>†</sup>	757 468 <sup>†</sup>	763 270 <sup>†</sup>	1 128 939 <sup>†</sup>	1 159 562 <sup>†</sup>		Mouldings	Rest of the World
116 180 <sup>†</sup>	118 845 <sup>†</sup>	121 328 <sup>†</sup>	167 209 <sup>†</sup>	160 016 <sup>†</sup>	128 747 <sup>†</sup>	145 762 <sup>†</sup>	142 770 <sup>†</sup>		Cane and Bamboo	
1 241 362 <sup>†</sup>	1 245 251 <sup>†</sup>	1 283 018 <sup>†</sup>	1 504 270 <sup>†</sup>	1 514 445 <sup>†</sup>	1 437 587 <sup>†</sup>	2 003 481 <sup>†</sup>	2 095 960 <sup>†</sup>		Other SPWPs	
8 946 561	9 109 207	9 812 629	10 604 644	10 694 577	10 180 945	13 470 707	14 382 616		Total	
67 496 489 <sup>†</sup>	67 776 986 <sup>†</sup>	71 086 992 <sup>†</sup>	74 851 591 <sup>†</sup>	72 939 238 <sup>†</sup>	74 766 472 <sup>†</sup>	93 937 713 <sup>†</sup>	102 452 738 <sup>†</sup>		Wooden furniture	
14 130 221 <sup>†</sup>	14 598 660 <sup>†</sup>	15 604 310 <sup>†</sup>	16 276 591 <sup>†</sup>	15 816 044 <sup>†</sup>	15 585 664 <sup>†</sup>	20 319 045 <sup>†</sup>	20 609 432 <sup>†</sup>		Builder woodwork	
5 172 351 <sup>†</sup>	5 124 335 <sup>†</sup>	5 547 839 <sup>†</sup>	5 784 978 <sup>†</sup>	5 536 909 <sup>†</sup>	5 361 687 <sup>†</sup>	7 341 649 <sup>†</sup>	7 553 796 <sup>†</sup>		Mouldings	World
4 407 904 <sup>†</sup>	3 113 121 <sup>†</sup>	3 402 039 <sup>†</sup>	3 754 958 <sup>†</sup>	3 900 206 <sup>†</sup>	4 203 289 <sup>†</sup>	5 202 500 <sup>†</sup>	5 200 860 <sup>†</sup>		Cane and Bamboo	
15 143 764 <sup>†</sup>	15 260 485 <sup>†</sup>	15 936 271 <sup>†</sup>	17 695 467 <sup>†</sup>	17 305 416 <sup>†</sup>	17 647 417 <sup>†</sup>	23 294 331 <sup>†</sup>	22 501 632 <sup>†</sup>		Other SPWPs	
106 350 729	105 873 587	111 577 451	118 363 585	115 497 813	117 564 528	150 095 238	158 318 457		Total	



## International Tropical Timber Organization

International Organizations Center, 5th Floor, Pacifico-Yokohama  
1-1-1, Minato-Mirai, Nishi-ku, Yokohama 220-0012, Japan  
Tel: 81-45-223-1110 fax: 81-45-223-1111  
E-mail: [itto@itto.int](mailto:itto@itto.int) URL: [www.itto.int](http://www.itto.int)