Biennial review and assessment of the world timber situation

2017-2018

International Tropical Timber Organization

Photos

◎ **FRONT COVER:**

Sawnwood, Sarawak Forestry Corporation Research Lab, Sarawak, Malaysia.
Photo: *Jean-Christophe Claudon (ITTO)*

◎ **BACK COVER (from left to right):**

Squared logs, Trinidad and Tobago.
Photo: *Jean-Christophe Claudon (ITTO)*

Air dried veneer sheets, Province of Hainan, China.
Photo: *Jean-Christophe Claudon (ITTO)*

A worker puts the finishing touches on chair parts in a factory in Da Nang, Viet Nam.
Photo: *Jean-Christophe Claudon (ITTO)*

Carved chair backrest, Da Nang, Viet Nam.
Photo: *Jean-Christophe Claudon (ITTO)*

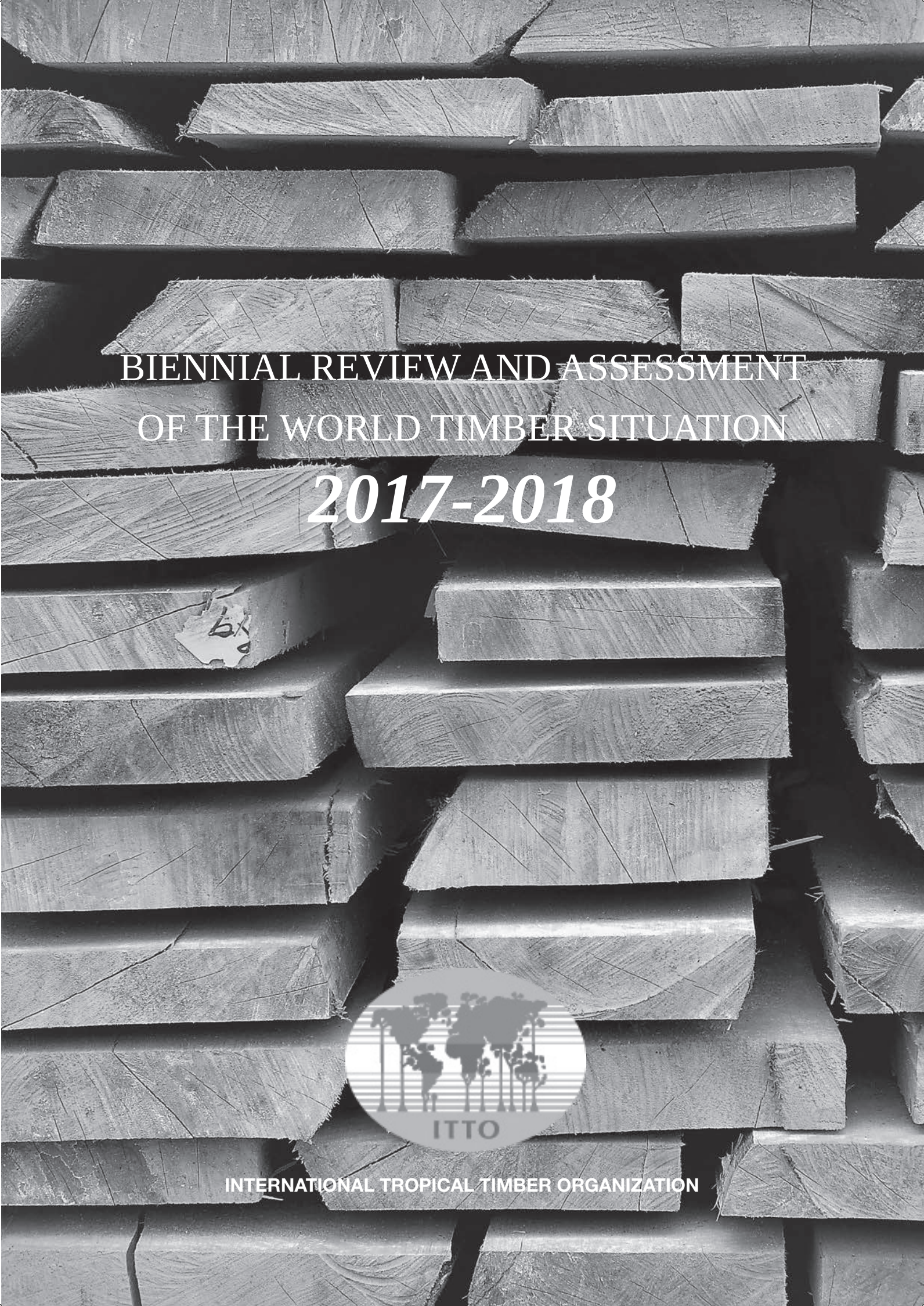

BIENNIAL REVIEW AND ASSESSMENT OF THE WORLD TIMBER SITUATION

2017-2018

ITTO

INTERNATIONAL TROPICAL TIMBER ORGANIZATION

This document supersedes document ITTC(LIV)/8 "Elements for the Biennial Review and Assessment of the World Timber Situation 2017-2018". It presents updated and revised statistics of the world timber situation received during and following consideration of document ITTC(LIV)/8 by the International Tropical Timber Council in November 2018.

The designations employed and the presentation of material in this document do not imply the expression of any opinion whatsoever on the part of the International Tropical Timber Organization concerning the legal status of any country, territory, city or area or of its authorities, or concerning the delimitation of its frontiers or boundaries.

International Tropical Timber Organization. Yokohama, Japan.
Prepared by the Division of Trade and Industry, ITTO.

This document is also available on the Internet at http://www.itto.int
Any revision or correction to this document will be posted on the site above.

ISBN 978-4-86507-049-1

TABLE OF CONTENTS

Chapter 1. Introduction 9

Overview 9
Scope and Structure 9
Data Sources and Limitations 9
Market Developments 10

Chapter 2. Production, Trade and Prices of Primary Products 17

Industrial Roundwood 17
Sawnwood 23
Veneer 27
Plywood 30

Chapter 3. Trade of Secondary Processed Wood Products 35

SPWP Data Sources and Trade Classification 35
Secondary Processed Wood Products Trade Overview 35
Wooden Furniture and Parts 35
Builders' Woodwork and Joinery 40
Other Secondary Processed Wood Products 41
Mouldings 42
Bamboo and Cane Furniture and Parts 43

Chapter 4. Demand and Supply of Timber in Japan 44

Preface 44
Situation of the Forest and Forest Products Industries in Japan for the Period 2008-2017 44
Supply and Demand of Wood in Japan for the Period 2008-2017 46
The Use of Tropical Wood (Including Legal/Supply Issues) for the Period 2008-2017 50
Forecast of the Japanese Demand for Tropical Timber up to 2030. 53

APPENDICES 55

Appendix 1. Production and Trade of Timber, 2014-2018 57

Appendix 2. Direction of Trade in Volume of Primary Tropical Timber Products between Major ITTO Producers and Consumers in 2017 141

Appendix 3. Major Tropical Species Traded in 2015, 2016 and 2017 147

Appendix 4. Price Indices of Major Tropical Timber and Selected Competing Softwood Products 191

Appendix 5. Trade in Secondary Processed Wood Products, 2011-2018 197

Appendix 6. UNECE Committee on Forest and the Forest Industry (COFFI) Market Statement on Forest Products Markets in 2017 and 2018 211

Figures

Chapter 1. Introduction

Figure 1.1 ITTO Producers and Consumers, Real GDP Growth, 2000-2024 11
Figure 1.2 ITTO Producers Regions Real GDP Growth, 2000-2024 11
Figure 1.3 ITTO Consumer Regions Real GDP Growth, 2000-2024 12
Figure 1.4 United States Housing Starts, 1996-2018 14
Figure 1.5 Japan Housing Starts, 1996-2018 14

Chapter 2. Production, Trade and Prices of Primary Products

Figure 2.1 Major Tropical Log Producers 17
Figure 2.2 Major Tropical Log Consumers 18
Figure 2.3 Major Trade Flows: Tropical Industrial Roundwood 2018 19
Figure 2.4 Major Tropical Log Importers 19
Figure 2.5 Major Tropical Log Exporters 21
Figure 2.6 Major Tropical Sawnwood Producers 23
Figure 2.7 Major Tropical Sawnwood Consumers 24
Figure 2.8 Major Trade Flows: Tropical Sawnwood 2018 25
Figure 2.9 Major Tropical Sawnwood Importers 24
Figure 2.10 Major Tropical Sawnwood Exporters 26
Figure 2.11 Major Tropical Veneer Producers 27
Figure 2.12 Major Tropical Veneer Consumers 28
Figure 2.13 Major Tropical Veneer Importers 29
Figure 2.14 Major Tropical Veneer Exporters 29
Figure 2.15 Major Tropical Plywood Producers 30
Figure 2.16 Major Tropical Plywood Consumers 31
Figure 2.17 Major Trade Flows: Tropical Plywood 2018 32
Figure 2.18 Major Tropical Plywood Importers 32
Figure 2.19 Major Tropical Plywood Exporters 34

Chapter 3. Trade of Secondary Processed Wood Products

Figure 3.1 Major Trade Flows: Wooden Furniture from China and ITTO Producer Countries, 2018 36
Figure 3.2 China exports of wooden furniture, by major importing country, 2000-2018 36
Figure 3.3 Major Tropical Exporters of Wooden Furniture and Parts 38
Figure 3.4 Viet Nam exports of wooden furniture by major importing country, 2000-2018 38
Figure 3.5 Major Importers of Wooden Furniture and Parts 39
Figure 3.6 EU-28 imports of Wooden Furniture and Parts from China and major tropical suppliers 40
Figure 3.7 Major Tropical Exporters of Builder's Woodwork and Joinery 41
Figure 3.8 Major Importers of Builders' Woodwork and Joinery 41
Figure 3.9 Major Tropical Exporters of Other SPWPs 42
Figure 3.10 Major Importers of Other SPWPs 42
Figure 3.11 Major Tropical Exporters of Mouldings 42
Figure 3.12 Major Importers of Mouldings 43

Chapter 4. Demand and Supply of Timber in Japan

Figure 4.1 Forest area change in Japan 44
Figure 4.2 Forest stock change in Japan 44
Figure 4.3 Age structures of planted forests in 1987 and 2017 45
Figure 4.4 Age structure by planted conifers in 2017 45
Figure 4.5 Domestic roundwood production by purpose 46
Figure 4.6 Changes in wood supply and self-sufficiency rate 46
Figure 4.7 Changes in the amount of imported roundwood and wood products by product type 46
Figure 4.8 Plywood supply to Japan 47
Figure 4.9 Plywood production by thickness in 2008 47
Figure 4.10 Plywood production by thickness in 2017 47
Figure 4.11 Suppliers to Japanese plywood market 48

Figure 4.12 Demand for wood by usage in roundwood equivalents 48
Figure 4.13 Demand for roundwood for the sawnwood industry by supply source 48
Figure 4.14 Number of sawmills by output and average power output per sawmill 49
Figure 4.15 Roundwood supply to the Japanese plywood industry 50
Figure 4.16 Imports of Southsea and African roundwood to Japan 51
Figure 4.17 Imports of Southsea sawnwood into Japan 51
Figure 4.18 Plywood imports to Japan 52
Figure 4.19 Japan's Wooden Flooring (HS441875) Imports from the top 5 Shippers in 2018 53
Figure 4.20 Japan's Wooden Kitchen Furniture (HS940340) Imports from top 5 shippers in 2018 53
Figure 4.21 Japan's Wooden Kitchen Furniture (HS940340) Imports from top 5 shippers in 2018 53

Tables

Chapter 1. Introduction

Table 1.1 Data Quality Indicators 10
Table 1.2 ITTO Primary Wood Products Summary Statistics, 2017 16
Table 1.3 ITTO Primary Wood Products Summary Statistics, 2018 16
Table 1.4 ITTO Secondary Wood Products Summary Statistics, 2017 16
Table 1.5 ITTO Secondary Wood Products Summary Statistics, 2018 16

Chapter 4. Demand and Supply of Timber in Japan

Table 4.1 Roundwood and wood products imports to Japan. 47
Table 4.2 Roundwood supply to Japanese plywood industry 49
Table 4.3 Plywood mill numbers and plywood supply to the domestic market 50
Table 4.4 Imports of Southsea roundwood to Japan 51
Table 4.5 Imports of Southsea sawnwood to Japan 51
Table 4.6 Plywood imports to Japan 52

Appendices

Appendix 1. Production and Trade of Timber, 2014-2018 **57**

Table 1-1-a. Production and Trade of All Timber by ITTO Consumers 58
Table 1-1-b. Production and Trade of Tropical Timber by ITTO Consumers 72
Table 1-1-c. Production and Trade of All Timber by ITTO Producers 78
Table 1-1-d. Production and Trade of Tropical Timber by ITTO Producers 92
Table 1-1-e. Major non-ITTO Consumers and Producers of Primary Tropical Wood Products by Region 98
Table 1-2-a. Value of Trade of All Timber by ITTO Consumers 100
Table 1-2-b. Value of Trade of Tropical Timber by ITTO Consumers 114
Table 1-2-c. Value of Trade of All Timber by ITTO Producers 120
Table 1-2-d. Value of Trade of Tropical Timber by ITTO Producers 134

Appendix 2. Direction of Trade in Volume of Primary Tropical Timber Products between Major ITTO Producers and Consumers in 2017 **141**

Table 2-1. Logs 142
Table 2-2. Sawnwood 143
Table 2-3. Veneer 144
Table 2-4. Plywood 145

Appendix 3. Major Tropical Species Traded in 2015, 2016 and 2017 **147**

Table 3-1-a. Log Imports 148
Table 3-1-b. Sawnwood Imports 152
Table 3-1-c. Veneer Imports 160
Table 3-1-d. Plywood Imports 164
Table 3-2-a. Log Exports 167
Table 3-2-b. Sawnwood Exports 173
Table 3-2-c. Veneer Exports 181
Table 3-2-d. Plywood Exports 184
Explanatory Note 187

Appendix 4. Price Indices of Major Tropical Timber and Selected Competing Softwood Products **191**

4-1-a. West Africa Industrial Roundwood Average Export Price Index 192
4-1-b. Myanmar Teak Industrial Roundwood Average Export Price Index 192
4-1-c. Japan Meranti and Keruing Industrial Roundwood Average Import Price Index 193
4-1-d. India Primary Teak Wood Products Average Import Price Index 193
4-2-a. West Africa Sawnwood Average Export Price Index 194
4-2-b. Brazil Sawnwood Export Price Index 194
4-3-a. Ghana Plywood average Export Price index 195
4-3-b. Japan Indonesian Plywood Average Import Price Index 195
4-4-a. Brazil Pine Sawnwood Export Price Index 196
4-4-b. Brazil Pine Plywood Export Price Index 196

Appendix 5. Trade in Secondary Processed Wood Products, 2009-2016 **197**

Table 5-1. Consumers' Trade of Secondary Wood Products 198
Table 5-2. Producers' Trade of Secondary Wood Products 204

Appendix 6. UNECE Committee on Forest and the Forest Industry (COFFI) Market Statement on Forest Products Markets in 2017 and 2018 **211**

Chapter 1. INTRODUCTION

Overview

This Review reports on developments in the global timber sector and wood markets in 2017 and 2018, with a focus on tropical timber. It contains data on production and trade for 2014-2018 although the year 2017 is used as the base for all global comparisons and ITTO summary totals as this is the latest year for which reasonably reliable data for most countries were available at the time of preparation.

Scope and Structure

This Review includes data appendices on total timber production volumes and trade volumes/values for all ITTO members, in addition to trade values on secondary processed wood products for all ITTO members and price indices for selected products and species. These data are included to assist placing tropical timber in a global context, as called for in the International Tropical Timber Agreement 2006. The Review consists of four main chapters. The first chapter summarizes developments in major markets for tropical timber, including current and projected economic conditions in ITTO regions. The second chapter provides an analysis of production, consumption and trade for the primary tropical timber products covered by the ITTA (tropical logs, sawnwood, veneer and plywood). The third chapter describes trade in secondary processed wood products (SPWPs) with a focus on major tropical country exporters. Chapter four provides an ITTO-funded case study on the demand and supply of timber in Japan which has been undertaken by the Japan Wood-products Information and Research Center (JAWIC) and prepared by Dr. Satoshi Tachibana (fellow of JAWIC) from the University of Tsukuba (Japan).

Data Sources and Limitations

Statistics in the Review have been derived, wherever possible, from members' responses to the 2016 and 2017 Joint Forest Sector Questionnaires (JQs) sent in 2017 and 2018 respectively; the JQ can be downloaded from the ITTO website (https://www.itto.int/annual_review/) and includes definitions of all products covered here. ITTO is responsible for sending the JQ to all producer members and Japan, while responses from other consumer members are forwarded from JQ partner agencies (UNECE, Eurostat and FAO).

This Review includes statistics for 76 countries and territories. These include 73 current ITTO member countries and territories (ITTA 2006), in addition to Hong Kong S.A.R., Macao S.A.R. and Taiwan Province of China. Table 1-1-e (*Major non-ITTO consumers and producers of primary tropical wood products by region in 2017*) provides an overview of the production and consumption of primary tropical timber products in the rest of the world in 2017.

The submission rate of the Joint Forest Sector Questionnaire increased from 75.0 percent in 2017 to 79.5 percent in 2018. The quality of responses has also improved, with the rate of good responses increasing from 50.0 percent to 54.3 percent, which is encouraging as more countries supplied information on their production data.

Unless otherwise indicated, all value units quoted in this Review are in nominal US dollars, while volumes are reported in cubic metres. Until December 2011, ITTO's governing treaty (ITTA, 1994) defined "tropical timber," to include only tropical hardwood saw and veneer logs, sawnwood, veneer and plywood. However, this and previous Reviews have included tropical softwoods (coniferous species), which are of growing importance to many countries, in the figures given for all timber. The successor Agreement (ITTA 2006) came into effect in December 2011 and redefined tropical timber as "tropical wood for industrial uses, which grows or is produced in the countries situated between the Tropic of Cancer and the Tropic of Capricorn". As trade figures for saw and veneer logs are impossible to collect from existing customs classification systems because they do not distinguish between different types of industrial roundwood, figures for log trade and production given in the Review now refer to total industrial roundwood.

Estimates of trade figures for Hong Kong, Macau Special Administrative Regions (S.A.R.) and Taiwan Province of China (P.O.C.) have been largely based on UN COMTRADE data (if available) since none of the three provide statistics directly to ITTO. Trade flow statistics for many developed countries are also derived from COMTRADE since most developed countries do not complete the direction of trade tables in the JQ. This often gives rise to difficulties when the aggregate totals given by the countries in the JQ do not match with the corresponding trade figures reported in these databases.

As in previous years, many of the statistics that were received from members via the JQs contained significant and obvious errors in one or more data categories. Table 1.1 shows a breakdown of responses to the 2016 and 2017 JQ's, illustrating the problems that many countries still encounter in providing information to ITTO and in providing a subjective indicator of the quality of the data on which this Review is based.

Many members substantially revised statistics for 2014-2016 in the 2016 and 2017 JQ they submitted. This, together with the detection of errors, resulted in several modifications and amendments to statistics. The data series presented here can differ (even substantially) from those in previous editions of the Review. Several supplementary sources were consulted to verify members' responses to the JQ, to fill in incomplete or obviously incorrect responses and to provide data for non-responding countries. Estimates of production and trade are, where possible, derived for incomplete responses and non-responding countries based on direction of trade statistics reported by trading partners, information on processing capacity (if available) and other sources. Comparisons with global totals or totals for all tropical countries for primary products are based on statistics from the FAOSTAT database which is the latest summary of global forest statistics available. All other data used in the preparation of the Review are compiled in Appendices 1 - 5.

Most members that responded to the 2017 JQ reported at least some categories of data for both 2017 and 2018. Many members were not able, however, to report any partial year data or forecasts for 2018. Caution should therefore be exercised when interpreting the estimates for these countries and the ITTO totals for 2018 provided in this Review. Countries for which estimates were made (or alternate sources used) are identified by the superscripts used in the Appendices.

Despite the best efforts of the Secretariat to ensure data consistency and accuracy it should be noted that discrepancies exist between available data sources in many categories, for both producing and consuming countries. The final statistics compiled for presentation here are the result of analysis and synthesis of the available data sources by the Secretariat, and of consultations with member countries and other agencies.

The cooperation of those countries that responded to the 2016 and 2017 Joint Forest Sector Questionnaires is gratefully acknowledged,

Table 1.1 Data Quality Indicators	
(a) Joint Forest Sector Questionnaire 2016.	
No responses: (18 of 72 countries)	*Albania, Belgium, Cambodia, Congo, Congo Dem. Rep, Costa Rica, Côte d'Ivoire, Czech Rep., Fiji, Gabon, Greece, Guatemala, India, Luxembourg, Malta, Myanmar, Papua New Guinea, Trinidad and Tobago.*
Good responses: (27 of 54 countries)	*Australia, Brazil, Cyprus, Estonia, Finland, France, Germany, Ghana, Guyana, Honduras, Ireland, Japan, Korea Rep. of, Madagascar, Malaysia, Mali, Mexico, New Zealand, Norway, Panama, Peru, Philippines, Poland, Portugal, Slovenia, Suriname, USA.* • All major sections complete. • Internally consistent (material balance, year on year trends, unit values, compatibility between tables). • More or less consistent with trade partner reports.
Incomplete or erroneous responses: (27 of 54 countries)	• Tropical trade data missing or unusable: 4 of 31 Consumer responses. • Tropical production data missing or unusable: 5 of 31 Consumer responses. • Production data missing or unusable: 7 of 23 Producer responses. • Tropical species trade data missing or unusable: 19 of 31 Consumer responses; 10 of 23 Producer responses.
(b) Joint Forest Sector Questionnaire 2017.	
No responses: (15 of 73 countries)	*Albania, Belgium, Brazil, Cambodia, China, Congo Dem. Rep, Denmark, Fiji, Gabon, Greece, Indonesia, Mozambique, New Zealand, Trinidad and Tobago, Venezuela.*
Good responses: (31 of 58 countries)	*Australia, Congo, Costa Rica, Côte d'Ivoire, Czech Rep., Estonia, France, Ghana, Guatemala, Guyana, Honduras, Italy, Japan, Korea Rep. of, Madagascar, Malaysia, Mali, Malta, Mexico, Myanmar, Norway, Panama, Papua New Guinea, Peru, Philippines, Poland, Portugal, Slovenia, Spain, Suriname, U.S.A.* • All major sections complete. • Internally consistent (material balance, year on year trends, unit values, compatibility between tables). • More or less consistent with trade partner reports.
Incomplete or erroneous responses: (27 of 58 countries)	• Tropical trade data missing or unusable: 6 of 31 Consumer responses. • Tropical production data missing or unusable: 8 of 31 Consumer responses. • Production data missing or unusable: 6 of 27 Producer responses. • Tropical species trade data missing or unusable: 21 of 31 Consumer responses; 14 of 27 Producer responses.

as is the support of FAO (Forestry Department), the UNECE (Timber Section), Eurostat and the United Nations Statistical Office, in providing relevant primary and supplementary data for the Review.

Market Developments

Economic Trends

Global economic growth is a major indicator of demand for tropical wood products because of its impacts on housing, construction activity and consumer wealth and spending, all of which have flow-on effects on demand for wood-based products. Gross domestic product (GDP) is an important measure of a country's economic output.

Although global economic activity continued to grow strongly in 2017 and early 2018, activity slowed in the second half of 2018, reflecting a number of factors including: a marked slowing of activity in China in response to a combination of regulatory tightening to control shadow banking and an increase in trade tensions and tariff hikes with the United States; loss of momentum in the euro area economy as consumer and business confidence weakened; and natural disasters impeding economic activity in Japan. Trade tensions increasingly affected business confidence and financial market sentiment worsened overall, with financial conditions tightening firstly for vulnerable emerging markets in early 2018 and then in advanced economies later in the year.

IMF's April 2019 forecasts[1] of global economic growth anticipate continued weakness into the first half of 2019, and a decline in growth in 2019 for 70 percent of the global economy. Global growth, which peaked at nearly 4 percent in 2017, softened to 3.6 percent in 2018, and is projected to decline further to 3.3 percent in 2019. However, IMF expects economic activity to pick up in the second half of the year, supported by significant policy accommodation by major economies. China has also increased its fiscal and monetary stimulus to counter the negative effect of trade tariffs.

With improvements expected in the second half of 2019, global economic growth in 2020 is projected to return to 3.6 percent. Beyond 2020, IMF (2019) expects growth will stabilize at around 3.5 percent, bolstered mainly by growth in China and India, which are projected to have robust growth by comparison to slower-growing advanced and emerging market economies (even though Chinese growth will eventually moderate), and their increasing weights in world income. Growth in advanced economies will continue to slow gradually as the impact of US fiscal stimulus fades and growth slows in other advanced economies in response to ageing demographics and low productivity growth. Growth in emerging markets and developing economies is expected to stabilize at around 5 percent, though with considerable variance between countries as subdued commodity prices and civil strife weaken prospects for some economies.

IMF notes a number of downside risks to their projections, including: the risk of further escalation of trade tensions and the associated increases in policy uncertainty which could further weaken growth and disrupt global supply chains; slower than expected growth in China; the potential for sharp deterioration in market confidence triggered by events such as a no-deal Brexit withdrawal of the United Kingdom from the European Union; persistently weak economic data pointing to a protracted global growth slowdown; and prolonged fiscal uncertainty in Italy with possible adverse spillovers for other euro area economies. Over the medium term, IMF identifies that climate change and

[1] IMF 2019. *World Economic Outlook. Growth Slowdown, Precarious Recovery.* April 2019. Available at: https://www.imf.org/en/Publications/WEO/Issues/2019/03/28/world-economic-outlook-april-2019

political discord in the context of rising inequality are key risks that could lower global potential output, with particularly severe implications for some vulnerable countries.

Global trade growth slowed considerably in 2018. IMF (2019) notes that "the slowdown reflects some payback in the first quarter from very high growth in late 2017 and, subsequently, the impact of increased trade tensions on spending on capital goods (which are heavily traded) and a more general slowdown in global activity. The forecast for 2019 is for some further slowdown, reflecting to an important extent the weakness in trade growth in late 2018, followed by some recovery in 2020. In subsequent years, trade growth is projected to continue at broadly the same pace as in 2018 as investment demand gradually recovers in emerging market and developing economies, offsetting the slowdown in capital spending in advanced economies projected for 2020 and beyond". World Bank (2019)[2] notes that combined with the rising prevalence of temporary trade barriers (such as anti-dumping and countervailing duties and safeguards) recent protectionist measures have disproportionately affected trade in parts and components (including wood furniture components), with negative repercussions for international value chains. Increased tariffs on certain goods is associated with an especially large negative effect on producers in poorer and smaller emerging markets while some emerging markets may be benefiting in the short term from trade diversion, as rising tariffs increase the cost of targeted goods in the United States and China.

Oil and other energy prices have important impacts on the competitiveness of wood processing and products, determining manufacturing costs, adhesives and gluing costs, and transport and logistical costs. High energy prices also place pressure on conversion of natural forests to biofuels, including oil palm plantations, by improving the economic viability of biofuels as a land use option. In October 2018, oil prices surged to their highest point since 2014 because of concerns over US sanctions against Iran, but at the end of 2018 oil prices fell to their lowest point since the second half of 2017 following record US oil production growth, the prospects for weaker global economic growth, and temporary waivers for imports of Iranian oil. In response to falling prices, oil exporters have agreed to cut production, providing some price support. Prices for trucking, rail and shipping rose strongly in 2018 and prices are expected to continue to grow strongly in 2019, particularly for shipping, with strong demand, growing fuel costs and global shipping alliances working together to raise prices in the second half of 2018[3].

Exchange rate movements have significant effects on the relative competitiveness of tropical wood products exports from ITTO supplying countries, depending on the currency in which the products are being traded. The U.S. dollar is the most widely used currency in global trade and its appreciation generally coincides with tighter global financial conditions and weak commodity prices. Strengthening of the U.S. dollar will impact the competitiveness of ITTO exporters whose prices are denominated in U.S. dollars, compared with exporters with euro-denominated prices.

The U.S. dollar strengthened in mid to late 2018, whereas the euro and Japanese yen had weakened. However, following a shift in market expectations about the pace and extent of US monetary policy tightening, the late-2018 appreciation of the dollar reversed in early 2019 and emerging market currencies generally strengthened. The euro depreciated by about 3 percent over this period, on weaker-than-expected macroeconomic data and concerns about Italy. Amid escalating trade tensions between the US and China the Japanese currency appreciated against the US dollar in May 2019.

Figure 1.1: ITTO Producers and Consumers, Real GDP Growth, 2000-2024

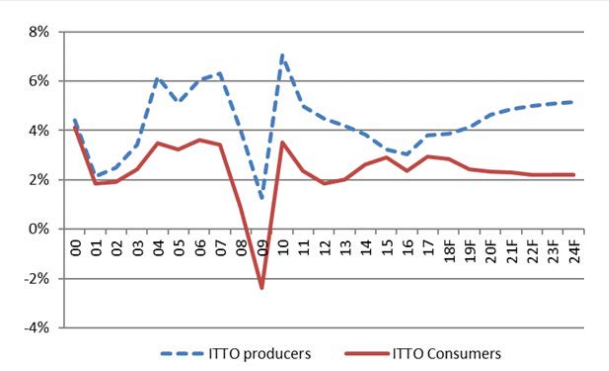

Source: IMF 2019 (F=Forecast)

Figure 1.1 shows trends in **real GDP growth** for ITTO producers and consumers from 2000 to 2017 and IMF forecasts from 2018 to 2024. Growth in ITTO producer countries averaged 3.0 percent in 2016, the lowest level since the global economic crisis, but accelerated in 2017 to 3.8 percent and grew modestly in 2018 to 3.9 percent. Growth in ITTO consumer countries also rebounded from a low in 2016 to reach 2.9 percent in 2017, but growth decelerated in 2018 and is expected to dip further in 2019 and moderate in the forecast period to 2024. These trends, however, do not indicate the substantial variation between regions and countries.

Figure 1.2: ITTO Producer Regions Real GDP Growth, 2000-2024

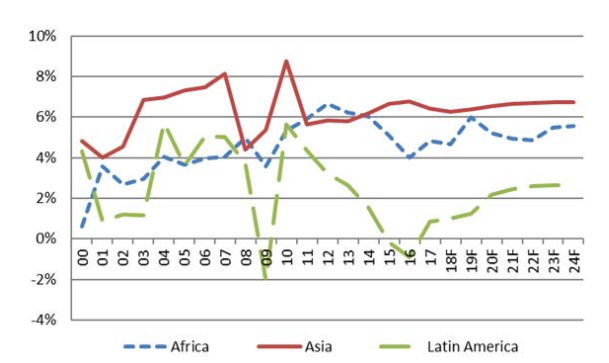

Source: IMF 2019 (F=Forecast)

A comparison of real GDP growth in **ITTO producer regions** is shown in Figure 1.2. Aggregate growth in the **ITTO Latin America/Caribbean region** picked up in 2017 following two years of negative growth when regional economies had been affected by depressed commodity prices, slowing global growth and domestic challenges among its larger economies. GDP growth stalled at 1.0 percent in 2018, reflecting softening global trade and tighter external financing conditions. Developments in Brazil, and non-ITTO members Argentina and Venezuela, hindered regional growth. Growth moderated in Central America

[2] World Bank 2019. *Global Economic Prospects. Heightened Tensions, Subdued investment.* Available at: http://www.worldbank.org/en/publication/global-economic-prospects

[3] IHS Markit 2019. *Trends in the World Economy and Trade.* March 2019

and strengthened in almost all Caribbean economies amid rebuilding after the severe 2017 hurricane season. A second-half resurgence allowed growth in Brazil to accelerate slightly in 2018, to an estimated 1.2 percent. Nearly all economies in the region that have floating exchange rates – in particular, Brazil – have experienced nominal depreciation against the U.S. dollar. In the ITTO Latin America/Caribbean region, growth is projected to increase from 1.2 percent in 2019 to 2.6 percent over the medium term with growth in Brazil expected to steadily build momentum in 2019, from a weak base. In Mexico, policy uncertainty and the prospect of still subdued investment is expected to keep growth at a moderate pace in 2019, despite the decrease in trade-related uncertainty following the announcement of the United States-Mexico-Canada Agreement[4].

Regional GDP growth in the **ITTO African region** slowed to 4.7 percent in 2018, with growth for the region projected to increase to 6.6 percent in 2019 before moderating in 2020 to 5.2 percent. Prospects vary across the region, reflecting the diversity of the economies with respect to disparities in the level of development, exposure to weather shocks, and commodity dependence. Growth prospects for commodity exporters are weighed down by the soft outlook for commodity prices. Several countries grew at 5 percent or more in 2018, including Benin, Côte d'Ivoire and Ghana. Across the region, balance of payments financing became more difficult in 2018 against the backdrop of rising external borrowing costs and weakening capital flows. Currencies in the region depreciated as the U.S. dollar strengthened and as investor sentiment toward emerging markets wavered.

In the **ITTO Asia-Pacific region**, economic growth moderated to 6.3 percent in 2018 but is projected to remain robust in the medium term. **India's** GDP growth in 2018 remained at a robust level as economic activity continued to recover with strong domestic demand. Consumption growth in 2017 had been affected by the effects of "demonetization" (the phasing out of large-denomination currency notes) and the implementation of a goods and services tax (GST) in July 2017, which was expected to replace most indirect taxes levied by central and state government and reduce the price margins currently enjoyed by the "unorganised" manufacturing sector. While investment continued to strengthen amid GST harmonization and a rebound of credit growth, consumption remained the major contributor to growth. In India, IMF's 2019 forecasts expect growth will pick up to 7.3 percent in 2019 and 7.5 percent in 2020, supported by the continued recovery of investment and robust consumption amid a more expansionary stance of monetary policy and some expected impetus from fiscal policy.

In the rest of the ITTO Asia-Pacific region, GDP growth was supported by robust domestic demand in the face of slowing exports. East Asia and Pacific remains one of the world's fastest-growing developing regions. World Bank (2019) notes that in 2018, several large economies in the region, including Indonesia, Malaysia, the Philippines, and Thailand, saw capital outflows, currency depreciations, equity market corrections, and reductions in foreign reserves. In the Philippines, activity slowed as rising inflation, capacity constraints, and currency pressures have prompted authorities to raise interest rates. Booming exports helped growth in Vietnam, but authorities have tightened fiscal policy as part of efforts to reduce the economic role of the state. A cyclical recovery continues in Thailand but is moderating in response to tighter fiscal policies and softer global demand which has weighed on exports. Growth in Indonesia was led by rising investment spurred by accelerated infrastructure spending. Slowing public investment weighed on growth in Malaysia as several infrastructure projects were completed and a more prudent approach was taken toward new infrastructure investment.

IMF (2019) expects Asia-Pacific regional growth to moderate to 6.4 percent in 2019, assuming stable commodity prices, moderating global growth, slowing trade, and a gradual tightening of global financial conditions. Resilient domestic demand is expected to offset the negative impact of slowing exports. Growth in the Philippines is anticipated to accelerate modestly to 6.5 percent from 6.4 percent in 2018. Thailand is anticipated to slow to 3.5 percent from 4.1 percent in 2018. Growth in Vietnam is project to ease to 6.5 percent from 7.1 percent in 2018. Indonesia's economic expansion is projected to hold steady at 5.2 percent while Malaysia is expected to maintain a 4.7 percent growth rate in 2019.

IMF notes that risks to the economic outlook in Asia-Pacific are tilted to the downside and have intensified. Heightened trade tensions raise questions about the future of trading relationships, and a disruption of trade would have a strong impact on many countries in the Asia-Pacific region as their economies are highly open and deeply integrated into global supply chains or commodity markets. The cost of rising import tariffs in US markets, for example, could be magnified through the extensive integration of many regional economies in global value chains. A significant disruption to activity in China would have substantial effects on the ITTO Asia-Pacific region, dampening activity in the entire region because of the size of the Chinese market and the close trade and investment links. According to IMF (2019) the risks of disorderly financial market developments have also intensified and a further tightening of global financial conditions could pressure regional exchange rates and asset prices. High debt levels and external vulnerabilities in some countries in the region could amplify the effect of external shocks such as a sudden fall in capital flows or a rise in borrowing costs.

Real GDP growth in **ITTO consumer regions** is shown in Figure 1.3.

Figure 1.3: ITTO Consumer Regions Real GDP Growth, 2000-2024

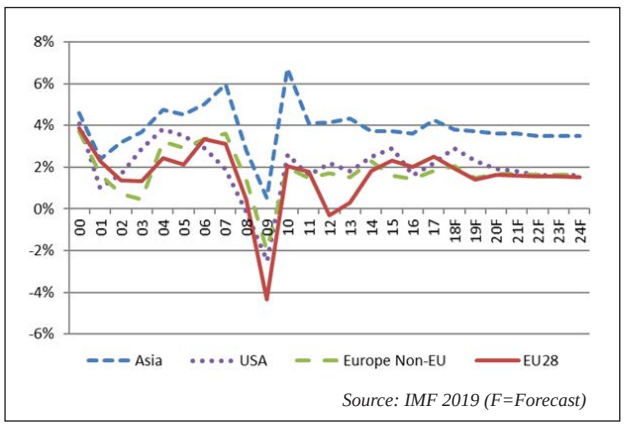

Source: IMF 2019 (F=Forecast)

Developments in the **United States** economy, because of its size and international linkages, have substantial implications for the global economy and the tropical wood products trade. US GDP growth accelerated in 2018 to 2.9 percent, driven by government

[4] World Bank 2019. Global Economic Prospects. Available at: http://pubdocs.worldbank.org/en/726341542818388766/Global-Economic-Prospects-Jan-2019-Latin-America-and-Caribbean-analysis.pdf

fiscal stimulus from tax cuts and growing consumer confidence, with a strong rise in consumer spending offsetting a decline in business spending. In late-2018, a partial government shutdown and growing trade tensions between the USA and China (with US imports from China subject to new US tariffs) had softened growth. IMF expects growth to decline to 2.3 percent in 2019 and soften further to 1.9 percent in 2020 with the unwinding of fiscal stimulus. The downward revision to 2019 growth reflects the impact of the government shutdown and somewhat lower fiscal spending than previously anticipated, while the modest upward revision for 2020 reflects a more accommodative stance of monetary policy than provided in previous IMF forecasts. Despite the downward revision, the projected pace of expansion for 2019 is above the US economy's estimated potential growth rate. Strong domestic demand growth is expected to support higher imports and contribute to some widening of the current account deficit. However, sustained trade tensions between the US and China could further undermine confidence, hurt financial markets, disrupt supply chains, and discourage investment and trade.

China's economy, the world's second largest, slowed in the second half of 2018 in response to domestic regulatory tightening to: rein in debt; constrain shadow financial intermediation; and place growth on a sustainable footing. These measures contributed to slower domestic investment, particularly in infrastructure. Spending on durable consumption goods also softened, with automobile sales declining in 2018 following the expiration of incentive programs for car purchases. These developments contributed to slower momentum over the year, with further pressure from diminishing export orders as US tariff actions began to take hold in the second half of the year. As a result, China's growth declined to 6.6 percent in 2018 from 6.8 percent in 2017. The resulting weakening in import demand appeared to have impacts on trading partner exports in Asia and Europe. Growth in China is expected to slow to 6.2 percent in 2019, as domestic and external rebalancing continues.

Authorities in China have responded to the slowdown in 2018 by shifting to looser monetary and fiscal policies in response to a more challenging external environment, including escalating trade tensions with the United States. Measures have included limiting the extent of financial regulatory tightening, injecting liquidity through cuts in bank reserve requirements, and reducing the personal income tax and value-added tax for small and medium enterprises. These policy steps are expected to largely offset the direct negative impact of higher tariffs on China's exports. However, if trade tensions fail to ease, IMF (2019) expects economic activity may fall short of expectations. The risk of continued slower growth in China (and Japan) has important implications for the Asian region and the world economy given these economies' large size and deep trade and financial linkages with other nations.

In **Japan**, the world's third-largest economy, economic activity weakened in 2018, largely due to natural disasters in the third quarter which disrupted industrial production and drove down business confidence among Japan's large manufacturers. Japan's economy is expected to grow by 1.0 percent in 2019, reflecting additional fiscal stimulus, including measures to mitigate the effects of the planned consumption tax rate increase in October 2019. Growth is projected to moderate to 0.5 percent in 2020. Over the medium term, Japan's demographic profile, with a declining and ageing population and labour force, will weigh on Japan's productivity and growth prospects, and will present fiscal challenges with rising age-related spending and a shrinking tax base. However, its per capita income growth rates are projected to remain near the levels seen over the past several years. A trend has been observed in increased Japan-based production by domestic firms which previously moved production overseas. The driving force for this is said to be external demand for high-quality "made in Japan" products along with the decline in advantages in overseas production as wages rise, a factor most noticeable in emerging Asian economies. The trend of Japanese manufacturers shifting their production bases back to Japan from overseas, or boosting domestic production, has been observed in several sectors.

GDP growth in **the European Union** slowed more than expected in 2018 in response to a combination of factors, including (1) weakening consumer and business sentiment; (2) delays associated with the introduction of new fuel emission standards for diesel-powered vehicles in Germany; (3) fiscal policy uncertainty, elevated sovereign spreads, and softening investment in Italy; and (4) street protests that disrupted retail sales and weighed on consumption spending in France. According to IMF (2019), growing concerns about a no-deal Brexit also likely weighed on investment spending within the euro area. Following an upward trend in exports in 2017, the trend reversed in 2018, partly in response to weak intra-euro-area trade and the effects of currency appreciation. The trade-sensitive manufacturing sector had also slowed sharply in 2018, while the rise in oil prices affected household income growth and dampened consumption.

IMF (2019)[5] expects growth in the euro area to moderate from 1.8 percent in 2018 to 1.3 percent in 2019 and 1.5 percent in 2020. Although growth is expected to recover in the first half of 2019, the effects from the weakness in the second half of 2018 are expected to hold the 2019 growth rate down.

IMF notes that economic growth projections for the United Kingdom (1.2 percent and 1.4 percent in 2019/2020) are highly uncertain and include the negative effect of prolonged uncertainty about the Brexit outcome which is only partially offset by the positive impact from fiscal stimulus announced in the 2019 budget. Their baseline projections assume that a Brexit deal is reached in 2019 and that the United Kingdom transitions gradually to the new regime. However, as of mid-May 2019, the form Brexit will ultimately take remained highly uncertain.

Building and construction trends

Demand for tropical primary and secondary wood products is a derived demand, driven by residential, non-residential, and public construction activity as well as consumer wealth and spending. Global housing and construction trends are therefore important indicators of tropical wood products demand.

Housing starts in the **United States** continued to rise in 2018, reaching 1.250 million units, the highest level since 2009[6]. Although mortgage rates had declined, there were signs in the first quarter of 2019 that the US housing market had weakened, with privately owned housing starts dropping to a near two-year low in March 2019, pulled down by persistent weakness in the single-family housing segment. Some of the weakness in homebuilding likely reflected disruptions caused by massive flooding in the Midwest, with housing starts in the region declining to levels last seen in early 2015. Housing starts fell

[5] IMF 2019. *World Economic Outlook. Growth Slowdown, Precarious Recovery.* April 2019. Available at: https://www.imf.org/en/Publications/WEO/Issues/2019/03/28/world-economic-outlook-april-2019

[6] US Census Bureau 2019. *New Residential Construction. Available at:* https://www.census.gov/construction/nrc/pdf/quarterly_starts_completions.pdf

0.3 percent in March 2019 to a seasonally adjusted annual rate of 1.139 million units, the lowest level since May 2017. Privately-owned housing starts in April 2019 had increased, at a seasonally adjusted annual rate of 1.235 million units, 5.7 percent above the revised March estimate of 1.168 million units but 5 percent below the April 2018 rate of 1.267 million units. Analysts expect housing starts to remain in the 1.1 to 1.2 million range in the medium term based on demographic trends and assumptions about depreciation of the housing stock.

Figure 1.4: United States Housing Starts, 1996-2018

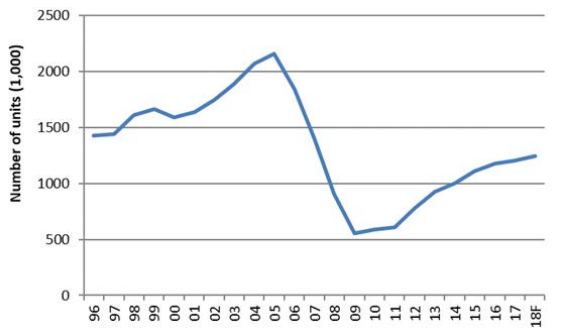

Note: Annual data, new privately-owned housing starts (F=Forecast)
Source: U.S. Census Bureau

In **Japan**, housing starts had risen significantly in 2016 with most of the growth being "built for rent" apartments. This surge had been in response to changes to Japan's inheritance tax laws – whereby building a property on a plot of land lowers the assessed land value and associated inheritance tax liability – in addition to very low interest rates being offered by commercial banks for home building. In 2017 and 2018 housing starts declined, dropping to 942,367 in 2018, with an unexpected plunge in housing starts in March 2018. Although interest rates have continued to be very low in Japan in 2019 and banks are reportedly willing to extend loans to increase business, total starts in the first quarter of 2019 were unchanged from levels in the first quarter of 2018. In the longer-term, housing construction levels are expected to decline, in line with a decline in the number of households, with housing activity restricted to rebuilding of ageing infrastructure. **Non-residential** construction is also expected to remain static, with population decline and ageing also constraining the availability of labour for the construction sector.

Figure 1.5: Japan Housing Starts, 1996-2018

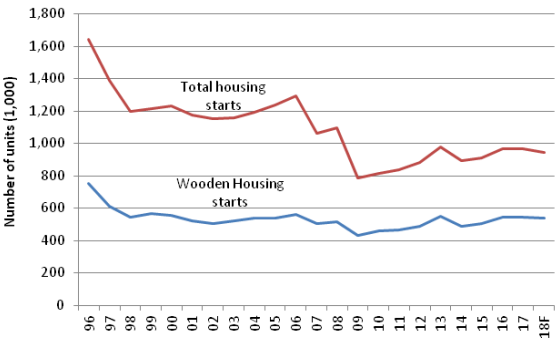

Source: Japan Lumber Journal

In 2018, **China's** investment in real estate development increased 9.5 percent year-on-year but the pace of growth had fallen steadily since mid-2018. Investment in residential buildings, which accounted for 71 percent of all real estate investments, was up 13.4 percent over the same period, according to the National Bureau of Statistics China. In 2018, the land area purchased by real estate developers increased 14 percent but the pace of growth also slowed in the second half of the year. In the first quarter of 2019 investment in real estate development had increased 11.9 percent year-on-year, with investment in residential buildings up by 16.8 percent[7]. The housing data suggests that government efforts to reduce property speculation, which had resulted in an estimated 20 percent of new homes being unoccupied, has only had a limited impact because investors facing restrictions in one area simply expanded their investment to less restrictive cities and provinces.

China's property market growth momentum is, however, expected to slow in 2019 as household savings decline and household debt is much higher in smaller cities. A government cash subsidy programme that had propped up prices in those smaller cities is also expected to downsize, withdrawing support from the real estate market. Additionally, while individual cities have had some discretion to loosen property-buying control policies, economists do not expect country-wide easing or credit stimulus to boost slackening growth, as in previous property downturns, because of concerns around another rapid debt build-up and out-of-control home prices.

Construction growth in the **European Union** reached a peak of 4.1 percent (in volume) in 2017 for the 19 European countries included in Euroconstruct statistics[8]. Although GDP growth had slowed in 2018, overall the EU construction market was expected to grow by 2.8 percent with further rises of 1.6 percent over the forecast period (2019-2021). The growth, particularly in the new residential sector, has been driven by rising consumer confidence in response to declining unemployment, stronger wage growth and expansionary fiscal measures in some Member States. Euroconstruct notes that the forecast 2021 construction market volume is 15 percent less than the level in 2007, but would be at the same level if Ireland, Spain and Portugal were excluded. The construction sector in the Netherlands was particularly buoyant in 2018, with new residential housing growing 6 percent year-on-year in 2018[9].

Non-residential construction output is expected to grow at a pace of 1.5 percent per year with 14 of the EU-19 countries expected to have positive growth over the 2019-2021 period. However, a decline in growth of public buildings and offices has contracted the non-residential market in the UK and Germany, mainly due to public budget allocation and the anticipated effects of Brexit, which is expected to result in a sharp decline in the office sector in the UK.

Market Policy Trends

Numerous policy measures have been implemented to improve forest law enforcement and governance and counter the trade in

[7] National Bureau of Statistics China 2019. *National Real Estate Development and Sales in the First Four Months of 2019.* Available at: http://www.stats.gov.cn/english/PressRelease/201905/t20190515_1665147.html

[8] Euroconstruct 2018. *Peak construction reached in 2017, weaker momentum in upcoming years.* Available at: http://www.euroconstruct.org/ec/press/pr2018_86

[9] Statline 2019. *Dwellings and non-residential stock; changes, utilisation function, regions.* Available at: https://opendata.cbs.nl/statline/#/CBS/en/dataset/81955ENG/table

illegally harvested timber. The **EU Action Plan on Forest Law Enforcement, Governance and Trade** was launched in 2003. It blends measures in producer and consumer countries to facilitate trade in legal timber, and eliminate illegal timber from trade with the EU. At the core of the Action Plan are **Voluntary Partnership Agreements (VPA's)** which aim to guarantee, through a system of FLEGT licenses, that the wood exported to the EU is from legal sources and to support partner countries in improving their own regulation and governance of the sector. Through the VPAs under its FLEGT Action Plan process, the EU is providing support to some ITTO countries in assessing and improving forest governance and developing legality assurance systems, verification of compliance and independent audits. Currently there are six countries that have concluded negotiations and are currently implementing a FLEGT VPA with the EU: Ghana, Cameroon, Republic of Congo, Liberia, Central African Republic, and Indonesia. Nine other VPAs are being negotiated with Lao PDR, Malaysia, Thailand, Viet Nam, Côte d'Ivoire, Democratic Republic of Congo, Gabon, Guyana and Honduras.

An integral part of the FLEGT Action Plan and completing the VPAs, the **EU Timber Regulation (EUTR)** which entered into application on 3 March 2013, prohibits placing of illegally harvested timber on the EU market and requires EU operators to minimize the risk of placing illegally harvested timber on the market through a set of measures called "due diligence system". FLEGT licensed timber products require no further due diligence under the terms of the EUTR, thereby simplifying and reducing the costs of conformance to the regulation.

Indonesia became the first country to have FLEGT licenses issued, following the EU's decision in November 2016 to formally recognise the Indonesian licensing scheme (SVLK) for exports of verified legal timber to the EU. To date, however, there have been no clear indications of any significant increase in European trade in solid hardwood products from Indonesia. While many stakeholders recognise the short-term opportunities that FLEGT-licensing offers for the competitiveness of Indonesian wood product exports to EU markets, there are concerns that significant gains in the longer term, particularly in high value sectors such as furniture, will only be achieved if FLEGT licensing is combined with marketing efforts to improve the international competitiveness of Indonesian wood manufacturers across a wider range of issues. These issues include long term availability, competitive pricing and potential to achieve good margins, quality and technical performance, and delivery times, alongside assurances of legality and sustainability[10].

Legislation is continuing to be implemented in other consumer markets, most notably in the United States and Australia, with the intent of eliminating illegal wood from supply chains. On 22 May 2008, the **US Lacey Act** was amended with the intent of extending its application to include illegally harvested timber. The amendment makes it illegal to import, export, transport, sell, receive, acquire, or purchase in interstate or foreign commerce, any plants or products made from plants - with limited exceptions - that were harvested or taken in violation of a domestic or foreign law. The Act gives the government the power to fine and jail individuals and companies that import timber products harvested, transported or sold in violation of the laws of the country in which the timber was originally harvested.

In 2012 Australia introduced legislation to promote the trade in legally harvested timber by restricting imports of illegally logged timber into Australia. The **Australian Illegal Logging Prohibition Bill 2012** places requirements on Australian businesses, making it a criminal offence to intentionally, knowingly or recklessly import or process illegally logged timber or timber products. The Illegal Logging Prohibition Regulation 2012, key elements of which commenced on 30 November 2014, requires affected businesses to assess and manage the risk that the timber they are dealing with has been illegally logged. Importers also need to make a customs declaration about their compliance with the due diligence requirements.

In August 2018, the Government of **the Republic of Korea** released national Detailed Standards for Determining the Legality of Imported Timber and Timber Products to support implementation of the **Revised Act on the Sustainable Use of Timbers**. The Act mandates that all companies comply with these implementing standards starting October 1, 2018. The implementing standards provide detailed information on the products covered by the provisions and the type of information the Korea Forest Service will accept as evidence of legal harvest.

Policy regulations and government actions have encouraged the development of due diligence systems and methods for monitoring and verifying legal wood supplies in the private sector. Emerging technologies such as mass spectrometry, forensic methods, remote sensing and DNA analysis have the potential to verify the origin of wood products.

In 2016, the **Convention on International Trade of Endangered Species of Flora and Fauna (CITES)** decided that all species of **rosewood** under the genus *Dalbergia* and three bubinga species (*Guibourtia demeusei, Guibourtia pellegriniana, and Guibourtia tessmannii*) will be protected under CITES Appendix II. This was effective 2 January 2017. Kosso - sometimes called African rosewood (*Pterocarpus erinaceus*) - will also be protected. While Brazilian rosewood is currently under Appendix 1 CITES protection, the laws of which will stay in place, this move placed all the other nearly 300 species of rosewood under CITES regulation. In 2018, CITES suspended commercial trade in kosso (*Pterocarpus erinaceus*) from Nigeria[11] and rosewood (*Dalbergia spp.*) from Lao PDR[12].

Recently, CITES regulation of the rosewood trade has observed a dangerous precedent following the decision by a Singapore court in April 2019 to clear a Chinese businessman and his trading company of illegally importing 29,434 Malagasy rosewood logs, worth $50 million[13]. The decision to release the seized timber was based upon a technicality that the rosewood logs were "in transit" and thus not imported. Madagascar's rosewoods and ebonies have been protected under Appendix II of CITES since June 2013, and have since been subject to a CITES trade suspension since January 2016. Due to dramatically declining tree populations, rosewood logging was officially banned in Madagascar in 2006, and a national export ban has been in place since 2010.

Tropical Timber Market Overview

Tables 1.2 to 1.5 provide an overview of statistics comparing tropical to all timber production and trade for all ITTO member countries and the world (ITTO and non-ITTO member countries) for 2017 and 2018.

[10] ITTO TTM Report 23:2, 16-31 January 2019.

[11] https://www.cites.org/sites/default/files/notif/E-Notif-2018-084.pdf

[12] https://www.cites.org/sites/default/files/notif/E-Notif-2018-083.pdf

[13] EIA 2019. *Singapore Court Returns Nearly 30,000 Illegal Madagascar Rosewood Logs to Trafficker.* April 24, 2019. Available at: https://www.cites.org/sites/default/files/notif/E-Notif-2018-083.pdf

Table 1.2 ITTO Primary Wood Products Summary Statistics (2017, million)												
	Logs			Sawnwood			Veneer			Plywood		
	All	Tropical	(%)	All	Tropical	(%)	All	Tropical	(%)	All	Tropical	(%)
World production (m^3)	**1 924.2**	**302.2**	**(15.7)**	**483.4**	**42.8**	**(8.9)**	**13.8**	**5.5**	**(40.2)**	**156.7**	**17.6**	**(11.2)**
ITTO members production (m^3)	**1 380.2**	**257.5**	**(18.7)**	**352.9**	**38.1**	**(10.8)**	**11.1**	**5.3**	**(47.8)**	**147.2**	**17.2**	**(11.7)**
ITTO consumer production (m^3)	988.2	4.5	(0.5)	302.3	2.6	(0.9)	5.7	0.8	(14.3)	132.5	6.5	(4.9)
ITTO producer production (m^3)	392.1	253.1	(64.5)	50.6	35.4	(70)	5.4	4.5	(83)	14.8	10.6	(72)
World imports (m^3)	**134.6**	**18.2**	**(13.5)**	**150.7**	**12.3**	**(8.2)**	**4.3**	**1.5**	**(34.8)**	**29.9**	**6.7**	**(22.4)**
ITTO members imports (m^3)	**127.6**	**17.9**	**(14)**	**125.8**	**11.3**	**(9)**	**3.9**	**1.4**	**(35.8)**	**22.5**	**5.7**	**(25.5)**
ITTO consumer imports (m^3)	118.2	11.2	(9.5)	117.9	9.2	(7.8)	3.1	1.1	(34.1)	18.7	4.9	(26.5)
ITTO producer imports (m^3)	9.4	6.7	(70.9)	7.8	2.1	(26.6)	0.8	0.4	(42)	3.8	0.8	(20.3)
World imports ($)	**17 865.6**	**5 196.2**	**(29.1)**	**39 695.0**	**5 741.3**	**(14.5)**	**3 420.3**	**834.2**	**(24.4)**	**14 191.3**	**4 053.9**	**(28.6)**
ITTO members imports ($)	**17 164.3**	**5 109.7**	**(29.8)**	**34 617.4**	**5 225.8**	**(15.1)**	**2 950.0**	**711.5**	**(24.1)**	**11 363.4**	**3 546.7**	**(31.2)**
ITTO consumer imports ($)	15 271.1	3 629.0	(23.8)	32 027.7	4 305.1	(13.4)	2 292.2	511.8	(22.3)	9 707.3	3 160.0	(32.6)
ITTO producer imports ($)	1 893.2	1 480.6	(78.2)	2 589.7	920.7	(35.6)	657.8	199.7	(30.4)	1 656.1	386.7	(23.3)
World exports (m^3)	**132.5**	**17.9**	**(13.5)**	**154.2**	**12.4**	**(8)**	**4.0**	**1.5**	**(36.8)**	**30.2**	**7.1**	**(23.4)**
ITTO members exports (m^3)	**94.3**	**12.2**	**(13)**	**81.0**	**11.9**	**(14.7)**	**2.9**	**1.4**	**(49.8)**	**25.2**	**7.0**	**(27.6)**
ITTO consumer exports (m^3)	82.1	0.2	(0.2)	66.9	0.4	(0.6)	1.4	0.1	(3.8)	16.5	1.4	(8.2)
ITTO producer exports (m^3)	12.2	12.1	(99)	14.1	11.5	(81.7)	1.5	1.4	(93.3)	8.7	5.6	(64.6)
World exports ($)	**16 057.7**	**4 911.3**	**(30.6)**	**39 427.1**	**5 703.8**	**(14.5)**	**3 274.5**	**801.0**	**(24.5)**	**14 934.9**	**3 906.7**	**(26.2)**
ITTO members exports ($)	**11 691.7**	**3 084.5**	**(26.4)**	**24 652.2**	**5 398.2**	**(21.9)**	**2 545.9**	**763.4**	**(30)**	**12 779**	**3 832.4**	**(30)**
ITTO consumer exports ($)	8 653.8	70.3	(0.8)	19 113.4	393.8	(2.1)	1 874.9	148.4	(7.9)	8 806.5	856.3	(9.7)
ITTO producer exports ($)	3 037.9	3 014.2	(99.2)	5 538.8	5 004.5	(90.4)	671.0	615.0	(91.6)	3 972.5	2 976.1	(74.9)

Table 1.3 ITTO Primary Wood Products Summary Statistics (2018, million)												
	Logs			Sawnwood			Veneer			Plywood		
	All	Tropical	(%)	All	Tropical	(%)	All	Tropical	(%)	All	Tropical	(%)
World production (m^3)	**1 942.1**	**305.7**	**(15.7)**	**484.4**	**43.5**	**(9)**	**13.9**	**5.5**	**(39.7)**	**156.3**	**17.2**	**(11)**
ITTO members production (m^3)	**1 396.4**	**261.0**	**(18.7)**	**353.8**	**38.7**	**(10.9)**	**11.1**	**5.2**	**(47.4)**	**146.9**	**16.8**	**(11.4)**
ITTO consumer production (m^3)	1 001.0	4.5	(0.5)	302.5	2.6	(0.9)	5.7	0.8	(14.2)	132.5	6.5	(4.9)
ITTO producer production (m^3)	395.4	256.5	(64.9)	51.2	36.1	(70.4)	5.4	4.4	(82.8)	14.4	10.2	(71.4)
World imports (m^3)	**143.6**	**17.9**	**(12.5)**	**151.9**	**11.7**	**(7.7)**	**4.2**	**1.5**	**(35.6)**	**29.5**	**6.7**	**(22.7)**
ITTO members imports (m^3)	**136.6**	**17.6**	**(12.9)**	**128.1**	**11.0**	**(8.6)**	**3.8**	**1.4**	**(37)**	**22.8**	**5.9**	**(25.8)**
ITTO consumer imports (m^3)	127.5	11.7	(9.2)	120.1	9.1	(7.5)	3.1	1.0	(33.8)	18.9	5.2	(27.4)
ITTO producer imports (m^3)	9.0	5.9	(65.1)	8.0	1.9	(24.2)	0.8	0.4	(49.8)	3.9	0.7	(18.2)
World imports ($)	**19 106.2**	**5 145.9**	**(26.9)**	**42 112.4**	**5 640.5**	**(13.4)**	**3 571.3**	**848.2**	**(23.8)**	**15 683.8**	**4 417.8**	**(28.2)**
ITTO members imports ($)	**18 445.8**	**5 058.0**	**(27.4)**	**37 046.2**	**5 203.1**	**(14)**	**3 109.1**	**753.0**	**(24.2)**	**12 921.3**	**3 947.3**	**(30.5)**
ITTO consumer imports ($)	16 648.4	3 689.8	(22.2)	34 213.2	4 231.9	(12.4)	2 465.9	524.1	(21.3)	10 965.1	3 522.1	(32.1)
ITTO producer imports ($)	1 797.4	1 368.2	(76.1)	2 833.0	971.2	(34.3)	643.3	228.9	(35.6)	1 956.2	425.3	(21.7)
World exports (m^3)	**140.7**	**18.4**	**(13.1)**	**151.1**	**12.0**	**(8)**	**4.1**	**1.4**	**(34.1)**	**28.2**	**6.7**	**(23.7)**
ITTO members exports (m^3)	**100.2**	**12.6**	**(12.6)**	**79.6**	**11.5**	**(14.5)**	**2.8**	**1.4**	**(48.2)**	**23.2**	**6.6**	**(28.5)**
ITTO consumer exports (m^3)	87.7	0.3	(0.3)	65.8	0.4	(0.6)	1.4	0.0	(3.4)	14.9	1.1	(7.3)
ITTO producer exports (m^3)	12.5	12.4	(99.2)	13.7	11.1	(80.7)	1.4	1.3	(91.7)	8.3	5.5	(66.7)
World exports ($)	**17 312.2**	**5 029.8**	**(29.1)**	**40 510.8**	**5 652.1**	**(14)**	**3 508.9**	**765.7**	**(21.8)**	**16 176.5**	**4 044.4**	**(25)**
ITTO members exports ($)	**12 747.3**	**3 305.7**	**(25.9)**	**25 335.1**	**5 312.6**	**(21)**	**2 641.7**	**730.7**	**(27.7)**	**13 681.3**	**3 994.5**	**(29.2)**
ITTO consumer exports ($)	9 524.3	103.1	(1.1)	19 828.6	431.5	(2.2)	2 007.6	150.2	(7.5)	9 372.5	802.6	(8.6)
ITTO producer exports ($)	3 223.0	3 202.6	(99.4)	5 506.5	4 881.1	(88.6)	634.1	580.5	(91.5)	4 308.8	3 191.9	(74.1)

Table 1.4 ITTO Secondary Wood Products Summary Statistics (2017, million)					
	Wooden furniture	Builder woodwork	Mouldings	Cane and bamboo	Other SPWPs
World imports ($)	**70 134.7**	**14 999.4**	**5 430.1**	**3 655.0**	**15 809.1**
ITTO member imports ($)	**59 088.7**	**13 176.7**	**4 907.7**	**2 976.1**	**14 193.0**
ITTO consumer imports ($)	56 499.0	12 795.6	4 584.7	2 561.8	13 455.3
ITTO producer imports ($)	2 589.7	381.2	323.0	414.2	737.7
World exports ($)	**70 424.5**	**15 501.3**	**5 380.5**	**3 340.9**	**15 798.6**
ITTO member exports ($)	**65 402.6**	**13 178.6**	**4 651.4**	**3 225.2**	**14 544.3**
ITTO consumer exports ($)	52 751.0	10 980.9	2 869.8	2 805.7	12 318.4
ITTO producer exports ($)	12 651.6	2 197.6	1 781.5	419.5	2 225.9

Table 1.5 ITTO Secondary Wood Products Summary Statistics (2018, million)					
	Wooden furniture	Builder woodwork	Mouldings	Cane and bamboo	Other SPWPs
World imports ($)	**69 943.6**	**14 872.3**	**5 455.7**	**3 749.9**	**16 694.4**
ITTO member imports ($)	**59 081.9**	**13 054.3**	**4 955.4**	**3 068.4**	**14 949.0**
ITTO consumer imports ($)	56 624.4	12 658.9	4 596.3	2 689.8	14 113.4
ITTO producer imports ($)	2 457.5	395.5	359.1	378.7	835.6
World exports ($)	**72 607.4**	**15 275.5**	**5 340.9**	**3 371.7**	**17 394.8**
ITTO member exports ($)	**67 293.9**	**12 982.1**	**4 636.6**	**3 254.6**	**16 033.5**
ITTO consumer exports ($)	54 220.0	10 786.6	2 931.1	2 809.6	13 835.1
ITTO producer exports ($)	13 073.9	2 195.5	1 705.5	445.0	2 198.4

Industrial Roundwood

Production

Production of tropical industrial roundwood ("logs") in ITTO producer member countries totalled 253.1 million m^3 in 2017, slightly more than the previous year. Figure 2.1 shows ITTO's five major tropical log producers for 2016-2018, ranked by 2017 production, as well as aggregate production by all other ITTO members and the rest of the world. Although many producer member countries show consistent production during the period, this generally reflects the insufficiency of data provided by members[14] and hence the estimates must be considered tentative.

Figure 2.1: Major Tropical Log Producers

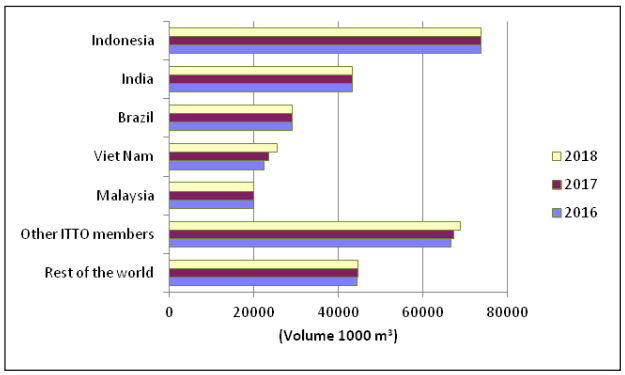

Tropical roundwood production in **Indonesia**, the largest ITTO producer country, totalled 73.8 million m^3 in 2017 and 2018, although trends are difficult to discern given the lack of availability of reliable data. Almost all of Indonesia's production is consumed domestically and an increasing proportion is from industrial plantations (for the pulp and paper industries) and forest conversions to agriculture (particularly oil palm plantations). Illegal logging has been a major problem in Indonesia and has been previously estimated at representing up to 60 per cent of the timber harvest[15]. Although illegal harvesting is estimated to have declined in recent years, this partly reflects the shift to plantation production and away from natural forest harvesting. There are concerns about the high level of illegality in the permitting process for forest conversions and there is alleged to be significant unreported harvesting from land clearing associated with oil palm and plantation timber development[16]. However, since 2001, Indonesia has made some progress in its efforts to eliminate illegal logging, including by developing and improving a national timber legality assurance system - SVLK - which has been developed to assure timber legality under a Voluntary Partnership Agreement (VPA) with the European Union.

Brazil's tropical roundwood production is mainly concentrated in the northern states of Pará, Amazonas and Mato Grosso, with the plantation estates located in the non-tropical south and southeast regions of the country. Production is estimated at 29.2 million m^3 in 2017 and 2018[17], although production has generally been trending downwards in recent years. Wood processors in Amazonas have experienced a decline in availability of roundwood for the sector which has resulted in the closure of many operators in recent years. Although the size of the resource and the spread of colonization have made it difficult to control forest illegality, advances have been made towards sustainable management in the Brazilian Amazon, with the area of certified natural forest having doubled since 2005 and tighter government regulations introduced to control illegal forest activities[18]. However, illegal harvesting and unsustainable forest management practices continue in the Amazon region, with the rate of deforestation increasing by almost 14 per cent between August 2017 and July 2018, particularly in the states of Pará, Mato Grosso, Rondônia and Amazonas[19]. Some analysts are also concerned that measures to control deforestation will be insufficient to control forest degradation[20]. Similar to Indonesia's production estimates, Brazil's log production estimates are likely to be considerably higher if unofficial/illegal harvests are considered.

Malaysia's tropical log production totalled 20 million m^3 in 2017, with the largest volume from natural forests being in the state of Sarawak. Production has continued to decline in natural forests in response to Government policy on implementing sustainable forest management, particularly reductions in the allowable harvest and crackdowns on illegal forest activities in the state of Sarawak. Malaysia's forests are regarded as generally well-managed. As of 28 February 2019, 4.61 million hectares of forests had acquired MTCS Forest Management Certification (FMC) and 362 timber companies had gained MTCS CoC (Chain of Custody) certification. Almost all the State-owned Forest Management Units in Peninsular Malaysia are MTCC-certified, while the area of certified forests in Sabah and Sarawak is more limited. Much of the natural forest harvest is exported as plywood, sawnwood and logs, while a large part of the furniture manufacturing sector is based on rubberwood which is grown in plantations.

Figure 2.1 illustrates the dominance of the top five tropical log producing countries (Indonesia, India, Brazil, Malaysia and Viet Nam) which together accounted for nearly three-quarters of total ITTO production in 2017. Viet Nam's production continues to grow, reaching 23.7 million m^3 in 2017. Unfortunately, **India** has never provided reliable official production figures to ITTO, necessitating the use of estimates based on reported exports and assumed domestic consumption. Appendix 1 (Table 1-1-d) shows that only one other ITTO producer member (Thailand) had log production exceeding 10 million m^3 (17.6 million m^3 in 2017) which is based almost entirely on its rubberwood and other plantation resources. Production in Democratic Republic of Congo, Myanmar, Papua New Guinea, the Philippines, Cameroon, Ghana, Cote d'Ivoire, Gabon, Republic of Congo and Ecuador each exceeded 2 million m^3 in 2017.

Myanmar's annual allowable cut has been exceeded in recent years indicating unsustainable logging practices and/or large-scale illegal logging. Despite a log export ban being in force since

[14] In the absence of data from official or unofficial sources, data is repeated from the previous year.

[15] Hoare A. and Wellesley L. 2014. *Illegal Logging and Related Trade. The Response in Indonesia A Chatham House Response.* Available at: https://indicators.chathamhouse.org/sites/files/reports/20141029IllegalLoggingIndonesiaHoareWellesleyFinal%20%281%29.pdf

[16] Forest Trends 2015. *Indonesia's legal timber supply gap and implications for expansion of milling capacity. A review of the roadmap for the revitalisation of the forest industry. Phase 1.* Available at: www.forest-trends.org/documents/files/doc_4843.pdf

[17] Tropical roundwood estimates for Brazil do not include production in plantations located in the tropical zone.

[18] ITTO TTM Report 21:5, 1-15 March 2017.

[19] ITTO TTM Report 22:22, 16-30 November 2018.

[20] ITTO TTM Report 22:18, 16-30 September 2018.

April 2014, illegally harvested timber continues to enter both the domestic market and international markets, mainly via cross-border transport routes to China, Bangladesh, India and Thailand. In addition to logging quotas in natural forests and production from plantations, a significant production volume is derived from forest land conversion for economic land concessions. In the fiscal year 2017-2018, the quantity of confiscated timber had reportedly exceeded the planned allowable cut, although the sale of confiscated timber by the Myanma Timber Enterprise (a state-owned enterprise) has raised concerns about the opportunity for corrupt traders to re-enter the market via legal networks[21]. In response to concerns about forest degradation, a one-year harvesting ban was initiated in April 2016, although official harvest levels were sharply reduced when the suspension was lifted, with private sector logging contracts continuing to be suspended to date and the ban continuing in some areas.

In the Pacific region, **Papua New Guinea and the Solomon Islands** (not an ITTO member) are both significant producers, although most of the annual harvest in both countries is exported overwhelmingly as logs to China. In the African region, ITTO members accounted for only 41 per cent of regional production, with Nigeria (10.1 million m^3), Uganda (3.8 million m^3), Ethiopia (2.9 million m^3), Tanzania (1.8 million m^3) and Equatorial Guinea (1.3 million m^3) being significant non-ITTO producers.

China is the only ITTO consuming country to produce tropical logs in industrial quantities, with production totalling 4.3 million m^3 in both 2017 and 2018. The bulk of China's tropical log production comes from its southern provinces of Hainan Island and Yunnan. China's forest plantation resources have been increasing and now contribute to a greater proportion of total production, with the bulk of China's rubberwood plantations located in Hainan and Yunnan provinces. Although only 11.8 million ha of forested land was in the tropical forest regions, the State Forestry Administration (SFA) has acknowledged the benefits of China's production moving to the more productive southern provinces. Log production from these areas is almost entirely consumed domestically. China's Thirteenth Five-year Plan (2016-2020) aims for China's total forest coverage to rise to over 23 percent of the total land area and forest stock to increase to 1.4 billion m^3, although much of the increase will be in the northern and western provinces. A ban on commercial logging in all natural forests was introduced at the end of 2017, with wood supply expected to be sourced from plantations over the next 10 years.

The regional breakdown of tropical log production amongst ITTO producer members is given in Appendix 1 (Table 1-1-d). The Asia-Pacific region produced about 74 percent of ITTO members' tropical hardwood logs in 2017. Latin America's share of production was about 16 percent, with the African region accounting for the remainder (about 9 percent). During the period 2017 to 2018 production has remained at relatively stable levels in all regions although these trends may, however, reflect the quality of information provided, as only a few member countries provided reliable estimates for this period.

Consumption

Figure 2.2 shows that tropical log consumption[22] for 2016-2018 was closely linked to production trends in the top four countries.

[21] ITTO TTM Report, 22:1, 1-15 January 2018.

[22] Consumption data presented in this report have been derived from production and trade data and not obtained from direct country source data. As such, the data should be interpreted with caution.

Figure 2.2: Major Tropical Log Consumers

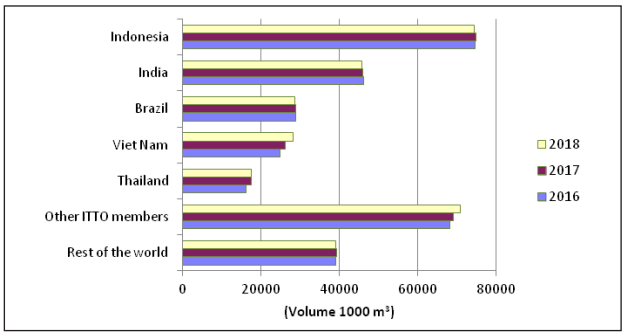

Tropical log consumption in **Indonesia** - the largest tropical log consumer country - increased marginally in 2017 compared with the previous year to reach 74.9 million m^3, while **India's** consumption levels declined over the same period. **Viet Nam's** tropical log consumption has been increasing in recent years, by 8 per cent year-on-year in 2017, while **Malaysia** and **Brazil's** consumption have remained at similar levels. Consumption in **China** - the largest consumer of imported tropical logs - has been rising significantly in recent years and totalled 14.8 million m^3 in 2017, about 4 per cent more than the previous year. Although China's consumption had surged in 2014 to 16.1 million m^3, partly in response to increasing demand for rosewood species in anticipation of reduced stocks from Myanmar, it dropped to 14.2 million m^3 in 2015 and 2016 in response to slowing demand and overstocking, and economic policy measures which shifted economic activity away from investment and manufacturing and slowed construction activity. The recovery in tropical log consumption in 2017 and 2018 can be attributed to a rebound in the domestic construction sector, particularly from infrastructure projects, as well as a recovery in China's wood product exports, which required restocking of roundwood inventories for China's wood processing industries.

The top five log consuming countries accounted for over 74 percent of total ITTO consumption of tropical logs in 2017. At regional level, the Asia-Pacific region (producers and consumers) consumed 78 per cent of total ITTO tropical log production. Consumption in the region had increased 1.7 per cent in 2017, with rising consumption in Viet Nam, and to a lesser extent Thailand, having compensated for static or declining consumption in other major producing countries in the region. Domestic consumption continues to be relatively stable in the African and Latin America/Caribbean regions. The proportion of log production utilized domestically averaged about 97 percent in Asia-Pacific and 96 percent in Latin America/Caribbean in 2017, whilst African producers consumed an average of 80 percent of their total log production in 2017. Investment in wood processing facilities in the African region continues to be impaired by several issues, including poor infrastructure, high indirect costs related to a poor business environment, low labour productivity, poor governance and corrupt business activities.

Imports

Figure 2.3 shows the major trade flows for tropical logs in 2018. Imports of tropical hardwood logs by all ITTO members totalled 17.9 million m^3 in 2017, about 4 percent more than the previous year, contracting in 2018 to 17.6 million m^3. Import volumes had dropped sharply in 2015 (by 13 percent) following a surge in 2014 when demand in China had accelerated. In 2016, ITTO aggregate import levels increased to 17.2 million m^3, although a significant increase (55 percent) in Viet Nam's imports had more than compensated for static imports in China and declining imports in India.

Figure 2.3: Major Trade Flows: Tropical Industrial Roundwood 2018 (million m³)

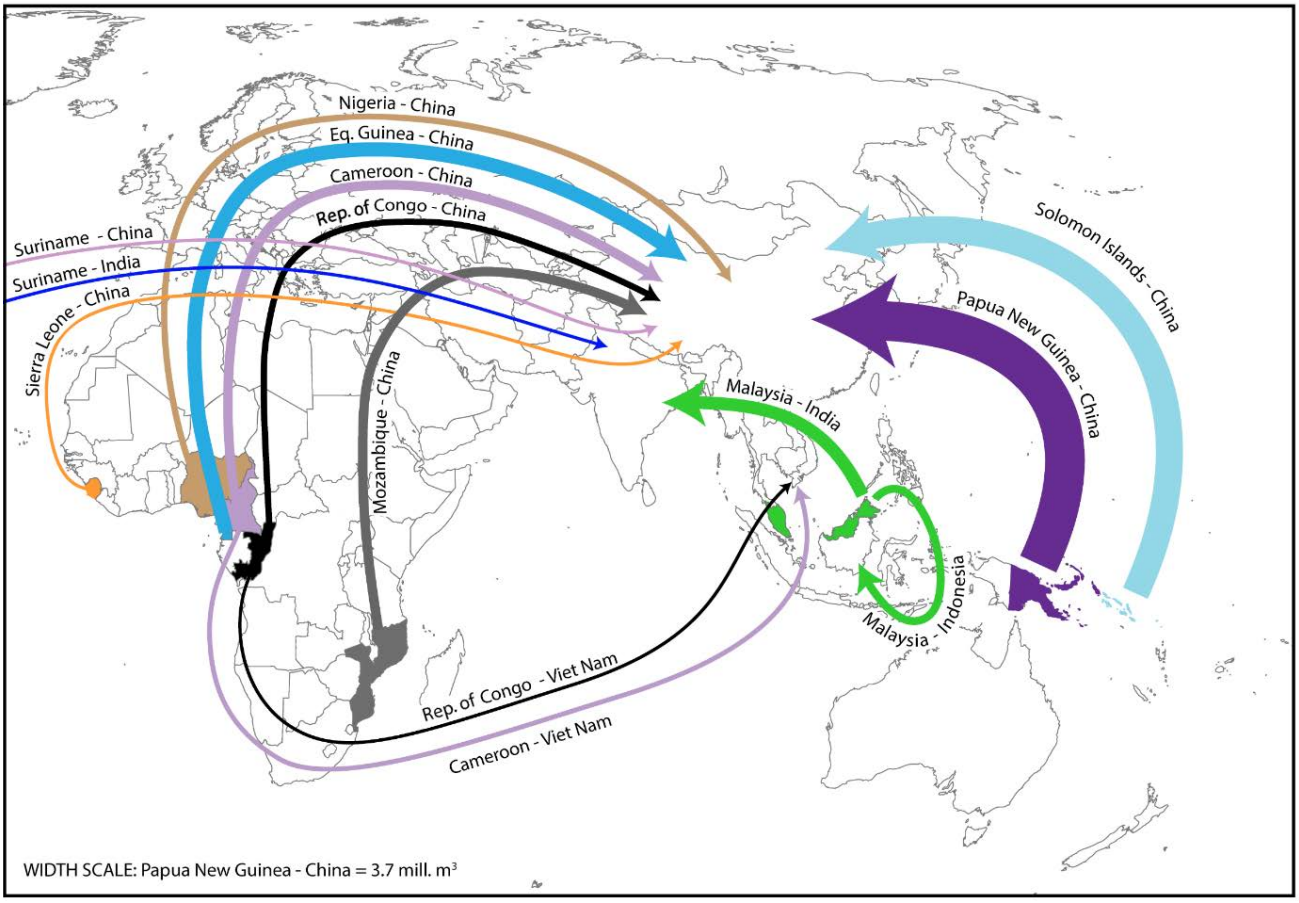

Source: COMTRADE
Note: Major trade flows include annual trade greater than 250 000 m³.

Tropical log imports by all members in 2017 were 31 percent (or 5.607 million m³) greater than total tropical log exports reported by all members. The differences between reported ITTO imports and exports in 2017 were made up by reported log exports from the Solomon Islands (3.1 million m³), Equatorial Guinea (1.1 million m³), Nigeria (648 000 m³), Gambia (132 000 m³), Lao PDR (125 000 m³), Angola (98 000 m³) and Guinea (85 000 m³).

Figure 2.4 shows the top ITTO tropical log importers in 2016-2018 ranked by import volume in 2017. ITTO member countries (producers and consumers) in the Asia-Pacific region accounted for almost all (98 percent) of ITTO imports and 52 percent of ITTO exports of tropical hardwood logs in 2017.

Figure 2.4: Major Tropical Log Importers

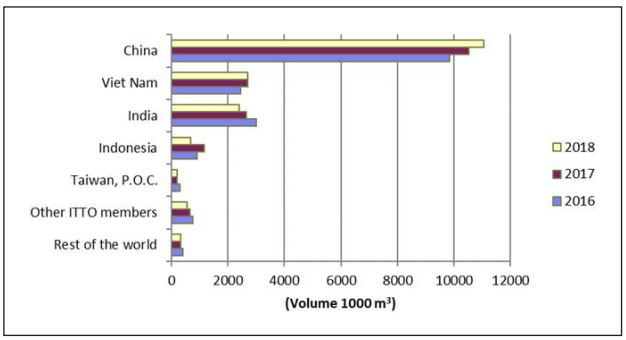

Note: China does not include Taiwan P.O.C., Hong Kong S.A.R. or Macau S.A.R.

The major directions of the global tropical log trade in 2017 (ITTO member and non-member countries) were to China from Papua New Guinea, the Solomon Islands, Equatorial Guinea and Mozambique, to India and Indonesia from Malaysia, and to Viet Nam from Cameroon. Most of the other significant Asian producers such as Indonesia, Thailand, the Philippines, Lao PDR and Cambodia have some form of log export ban in place, whilst the remaining exports were from the African region to China and Viet Nam.

China, India and Viet Nam have grown in importance as market destinations, together accounting for 89 percent of total ITTO tropical roundwood imports in 2017, compared with 44 percent in 2000.

China continues to dominate global imports of tropical logs and its share of world imports continues to grow, accounting for 59 percent of total ITTO imports by volume in 2017 and an estimated 63 percent in 2018. However, tropical logs only constituted about 19 percent of China's total log imports in 2017 with substantial non-tropical log imports amounting to 44.7 million m³, of which 6.5 million m³ are temperate hardwoods.

China's tropical log imports[23] increased 7 percent year-on-year to 10.5 million m³ in 2017 valued at $3.4 billion. Imports had

[23] Official Chinese statistics do not include Taiwan P.O.C., Hong Kong S.A.R. or Macao S.A.R.

risen from a low in 2015 and 2016 when imports had been affected by slowing demand and overstocking, and economic policy measures which had shifted economic activity away from investment and manufacturing, slowing construction activity. Imports had peaked in 2014, escalating 26 percent year-on-year to 11.8 million m^3, in response to aggressive government stimulus measures targeting both the general economy and the forest and wood-based industries which contributed to both a recovery in wood products exports and significant growth in the domestic market for wood-based products. A surge in imports from Myanmar, a major traditional source of tropical logs, also occurred in early 2014 in anticipation of the introduction of a log export ban during that year. China's demand for high value rosewood species, mainly from Myanmar and Lao PDR, had peaked in that year but imports tapered off at the end of 2014 in response to slowing demand in the furniture industry, overstocking and an increase in lower quality rosewood species in the import mix. China's log imports from Myanmar plummeted in 2015, following the imposition of the ban, with the overall growth in China's tropical log imports slowing towards the end of 2014 and in 2015 in response to high log inventories, lower demand levels in the construction industry and slowing growth in exports of secondary processed wood products. China's imports from Lao PDR had also surged in 2014 but dropped significantly in 2015 and 2016 following the imposition of successive log export restrictions. Evidence of illegal logging and cross border trade between Lao PDR and Cambodia had been well reported by NGOs, in addition to avoidance of CITES regulations through complex trade routes from Lao PDR to China via Viet Nam[24]. However, the government of Lao PDR has since made considerable efforts to control the trade although some trade has continued despite the existing legal framework.

In 2016, although real estate development in China had picked up, the steady growth in housing development had raised concerns that the property market was overheated, and many first and second-tier Chinese cities introduced measures to curb the pace of growth resulting in slowing demand for construction materials. Demand had also been dampened in 2016 by rising international freight costs (although costs had dropped in early 2017) and a weakening of the renminbi in mid-2016, which pushed up delivered costs of logs. Exports of secondary processed wood products had also plateaued, contributing to slowing demand for tropical logs.

While China's GDP growth slowed in 2017, government policies had cushioned the impacts of the planned economic slowdown by targeting domestic consumption, thereby increasing domestic demand for wood-based products. Import demand had also been accelerated by a total ban on commercial logging in national forests which had contributed to limited availability and rising prices of domestic logs, particularly hardwoods. Papua New Guinea and the Solomon Islands were China's major tropical log suppliers in 2017, together accounting for 54 per cent of China's imports, but there were also significant supplies from the African region, notably Equatorial Guinea and Nigeria (not ITTO members), Mozambique, Republic of Congo, and Cameroon. In recent years, China has become less reliant on Southeast Asian log supplies as their availability has declined and has diversified its tropical supply sources to the African region, even though a number of exporters have full or partial logging and log export bans in place.

[24] Forest Trends 2017. *Impacts of the Laos Log and Sawnwood Export Bans.* Forest Trends Report Series. April 2017. Available at: https://www.forest-trends.org/publications/impacts-of-the-laos-log-and-sawnwood-export-bans/

China's log imports from Africa totalled 4.2 million m^3 in 2017, accounting for 40 percent of all tropical log imports.

In 2018, China's imports continued to rise, reaching 11.1 million m^3 valued at $3.456 billion. Of the major suppliers, imports from Cameroon, PNG, and Equatorial Guinea had increased significantly in 2018, while Nigeria, the Republic of Congo and Ghana's supplies had declined. Imports from lower-level suppliers Suriname, Liberia, Sierra Leone and Ecuador had surged over the same period, indicating China's continued diversification of supply sources as traditional supplies have become depleted and trade restrictions intensified. In 2017 and 2018, demand had been dampened by the requirement for wood processing enterprises to comply with strict environmental regulations, resulting in many small and medium-sized enterprises having to close or interrupt production to upgrade emission and waste technologies. However, production capacity had consolidated in larger, more efficient and internationally competitive enterprises.

In the medium term, China's tropical log demand will be influenced by the trade friction between the US and China and its impact on raw material demand in China's wood processing export industries, exchange rate volatility, and the risk of a deceleration in infrastructure investment and domestic demand if China's economy continues to slow.

In 2017, **Viet Nam** overtook India as ITTO's second largest tropical log importer, absorbing 2.7 million m^3, rising 10 percent year-on-year. The major suppliers in 2017 were Cameroon (32 percent) Rep. of Congo (12 percent), Central African Republic (9 percent), Cambodia (7 percent) and Malaysia (6 percent). Imports in 2015 had been affected by a reduction in supply from Myanmar, previously a major log supplier, and in 2016 by a log export ban imposed in Lao PDR in May 2016. Viet Nam's replacement of supply sources from predominantly Southeast Asia to Africa has been rapid, with the African region supplying 73 percent of Viet Nam's tropical log imports in 2017 compared with 22 percent in 2013, when Myanmar and Lao PDR were the major suppliers. Smuggling of logs via illicit routes from Cambodia and Lao PDR to Viet Nam have been well documented in previous NGO reports[25], although measures introduced in Lao PDR to control illegalities in the trade have resulted in significant reductions in recorded imports of that trade. In response to reduced trade with Lao PDR, border trade with Cambodia has resumed and totalled 187 000 m^3 in 2017, as reported by Viet Nam. The trade has occurred despite a ban on unprocessed roundwood imposed by Cambodia in 2002 and a total closure of the border timber trade with Viet Nam in January 2016[26]. Viet Nam has taken formal steps to control illegalities in the trade in response to stricter environmental controls in its SPWP export markets, signing a Voluntary Partnership Agreement with the EU in October 2018 and passing a new Forest Law aimed at boosting a sustainable forest economy. The law was effective on 1 January, 2019, and includes prohibition of imports of illegally produced timber.

Tropical log import trends have followed trends in Viet Nam's furniture and plywood industries, both of which have grown considerably in recent years.

[25] Basik Treanor N. 2015. *China's Hongmu Consumption Boom. Analysis of the Chinese Rosewood Trade and Links to Illegal Activity in Tropical Forested Countries.* Forest Trends Report Series. December 2015.

[26] Phnom Penh Post 2017. *Timber trade to Vietnam up – again.* 8 February 2018. Available at: https://www.phnompenhpost.com/national/timber-trade-vietnam-again

In contrast to China and Viet Nam, **India's** imports have continued to decline steadily, dropping to 2.6 million m³ in 2017 and 2.4 million m³ in 2018, with the bulk of imports in 2017 supplied by Malaysia (37 percent), Suriname (10 percent), the Solomon Islands (7 percent) and Papua New Guinea (6 percent). Ecuador, Ghana and Costa Rica also supplied tropical log volumes greater than 100 000 m³. The decline in imports reflects demand levels in India's plywood industry which is a significant end-user of tropical logs. The industry has faced difficulties in securing raw material, as supplies of teak from Myanmar have plunged since log export restrictions were imposed in 2014, and as the availability of log imports from the state of Sarawak, Malaysia has declined, leading to an increase in India's imports from other major supply sources. Although Malaysia was India's largest tropical log supplier in 2017, the import volume has nearly halved over the last five years. In 2018, imports were also affected by weakening of the rupee against the US dollar, pushing up the landed cost of imports, although the currency strengthened towards the end of 2018. The introduction of a Goods and Services Tax (GST) in July 2017 had also impacted prices and demand for plywood. The tax was reduced in November 2018, but manufacturers have been seeking further reductions. The tax was also expected to improve the competitiveness of the larger mills which have been competing with many small and unregulated enterprises. Demand in India's construction sector in 2018 has also been affected by implementation of GST, oversupply in the mid to high-end housing sector, the effect of demonetization on housing demand, in addition to improved regulation of the sector[27].

Historically, India's tropical log imports have been predominantly teak, with Myanmar teak considered to be the highest quality source. With rising prices and limited availability of teak from natural stands, in addition to declining quality of plantation teak logs, substitution has taken place with other durable tropical hardwoods, such as merbau, balau, kapur, kempas and meranti. Plantation teak is now available from several ITTO producer countries including Angola, Benin, Brazil, Cameroon, Colombia, Republic of Congo, Côte d'Ivoire, Ecuador, Ghana, Guatemala, Guyana, Liberia, Malaysia, Nigeria, Panama, PNG, Thailand, Togo, Trinidad and Tobago and Uganda.

Indonesia, ITTO's fourth largest tropical log importer, recorded tropical log imports totalling 1.15 million m³ in 2017, more than double the level of 2015. About 70 percent of imports were from Malaysia, although there are major discrepancies between the trade recorded by Indonesia and Malaysia. Taiwan P.O.C., Japan and Rep. of Korea have historically been significant importers of tropical logs but all have reported declining year-on-year imports since 2014.

ITTO members (producers and consumers) accounted for nearly all (98 percent) of global imports of tropical logs in 2017.

Exports

Figure 2.5 shows the major ITTO tropical log exporters in 2016-2018, ranked by 2017 export volume.

Exports of tropical logs from ITTO producer countries were 12.1 million m³ in 2017 and accounted for about two-thirds of global exports. **Papua New Guinea** (PNG) was the largest

Figure 2.5: Major Tropical Log Exporters

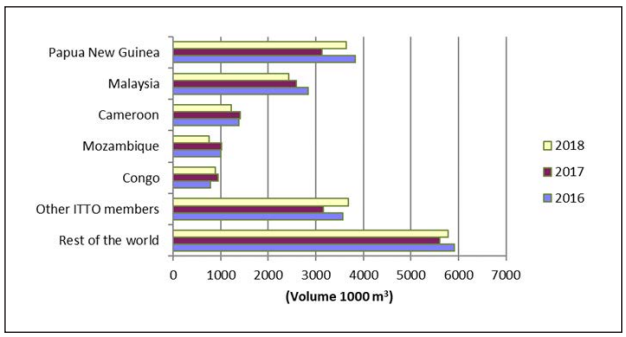

global exporter of tropical logs in 2017, with exports totalling 3.1 million m³. PNG's tropical log exports have continued to be overwhelmingly to China, which in 2017 accounted for nearly 92 percent of PNG's exports. PNG's log export trends have therefore followed market conditions in China, declining by 18 percent in 2017 as the Chinese economy slowed, and recovering in 2018, when PNG tropical log exports totalled 3.6 million m³. Almost all other destinations were in Asia (India, Viet Nam, Rep. of Korea Taiwan P.O.C. and Japan), with a growing volume to India, to replace the supplies from Sarawak which have become more restricted and expensive. The major species exported in 2017 were taun, kwila, malas, terminalia and calophyllum[28]. Severe log export bans and other impediments imposed by other major log exporters have benefited both PNG and the Solomon Island's exports to China in recent years.

The **Solomon Islands** (not an ITTO member) also exports substantial volumes of tropical logs to China (2.7 million m³ in 2017) although, according to official estimates the rate of harvesting has far exceeded the sustainable capacity of the merchantable forests[29], and most projections estimate that these forests will be exhausted within the next decade[30].

Malaysia's log exports have declined year-on-year between 2014 and 2018, dropping to 2.6 million m³ in 2017, nearly 9 percent less than the previous year. Appendix 2 (Table 2-1) shows that 44 percent of Malaysia's tropical log exports in 2017 were to Indonesia and 35 percent were to India, with the other major markets (Viet Nam, Japan, Taiwan P.O.C. and China) located in the Asian region.

In the Malaysian state of Sarawak, log production and exports have become increasingly restricted, with production affected by ongoing crackdowns on illegal logging and corrupt trade practices, and slow progress in achieving plantation targets by the private sector[31]. Demand for export logs has been dampened by increased buying activity and resultant overstocking in India in previous years, reduced demand in India in 2017 and 2018,and robust economic growth and strengthening of domestic demand in Malaysia. In the state of Sabah, where local industries had

[27] IIFL 2019. *Real estate in India: Current state, challenges, and outlook.* 18 January 2019. Available at: https://www.indiainfoline.com/article/general-editors-choice/real-estate-in-india-current-state-challenges-and-outlook-118121400288_1.html

[28] SGS 2018. *Log export monitoring monthly report for December 2017 to the Papua New Guinea Forestry Authority.* March 2018. SGS PNG Limited.

[29] Ministry of Forestry and Research 2018. *State of Forestry Industries.* Solomon Islands Ministry of Forestry and Research. Available at: http://mofr.gov.sb/foris/forestIntries.do. Accessed 15/04/2019.

[30] Global Witness 2018. *Paradise Lost.* October 8, 2018. Available at: https://www.globalwitness.org/en/campaigns/forests/paradise-lost/?utm_medium=e-mail&utm_source=engagingnetworks&utm_campaign=campaign&utm_content=Solomon+Islands+181018

[31] ITTO TTM Report 23:3, 1-15 February 2019.

become concerned about the declining availability of logs for wood processing, a temporary log export ban was introduced in May 2018 to eliminate the level of uncertainty over log supply which had curbed investment in downstream processing[32]. Although Malaysian log exporters have benefitted from depreciation of the Malaysian ringgit relative to the US dollar, the reduction in supply has put upward pressure on export log prices.

The reduced availability of logs from the Asia-Pacific region has continued to put pressure on alternative supply sources, particularly from the **African region**, which now supplies most of the remainder of world tropical hardwood log exports. In 2017, ITTO Africa's tropical log exports declined marginally to 4.5 million m^3 from a peak in 2016, when demand in China had escalated. The decline in exports largely reflects market conditions in China, where demand had moderated in 2017. China, and to a lesser extent India and Viet Nam, have now become the major destinations for Africa's tropical log exporters. EU countries have diminished in importance as suppliers have faced difficulties in conforming to the requirements of the EUTR and its associated costs. West and Central African producers have also been concentrating their marketing efforts on Asia and the Middle East where trade levels are high and they are willing to accept less stringent requirements than buyers in Europe. Another development affecting Africa's log exports has been an increasing demand in China and India for larger sizes of sawn timber, as wood processors have been favoring sawnwood over logs to minimize residues during processing.

Tropical log exports from **Cameroon**, Africa's largest, and ITTO's third-largest exporter in 2017, increased year-on-year between 2014 and 2017, reaching 1.4 million m^3 in 2017. Most of the exports were to the Asian region, predominantly China (50 percent) and Viet Nam (27 percent), with smaller volumes to India, EU and Middle East destinations. There were significant discrepancies between the trade volumes reported in 2017 by Cameroon to China and Viet Nam compared to China and Viet Nam's reported imports from Cameroon. This possibly indicates some irregularities in the trade. Log export duties had increased in 2017 and 2018, putting upward pressure on prices, and there have been tighter checks on export documentation to curb the illegal trade. Illegal logging and associated trade is known to be a problem in Cameroon, and the informal sector has recently been estimated to provide at least 80 percent of domestic demand[33]. Government authorities have been attempting to crack down on the illegal trade and the failure of companies to adhere to agreed concession plans[34]. Congestion at Douala Port, the major West African port, continues to result in major logistical problems and stockpiling of logs, with particular difficulties reported in shipping to Middle Eastern countries in 2018 which had restricted trade to that region[35]. Port and inland logistical capabilities in the West African region are acknowledged as limiting the competitiveness of African exporters.

Mozambique has become an important tropical log exporter with exports totalling 1.0 million m^3 in 2017, almost all of which was destined for China. About one-quarter of Mozambique's exports to China were of rosewood species, as defined in the Chinese Hongmu National Standard[36]. China's demand for African rosewood species as replacements for Southeast Asian supplies had risen until 2017. Although most rosewood supplying countries in the African region have solid legal frameworks in place for conserving rosewood species, most lack reliable customs data to help officials to track rosewood shipments. Enforcement of harvesting and export restrictions is difficult or impossible to enforce, and investment in wood processing industries to drive local economic development is a disincentive to halt the trade entirely[37]. The Mozambique government has introduced forestry reforms and recently signed a memorandum of understanding with China in an effort to control its rosewood exports and stop illegal deforestation[38].

Tropical log exports from the **Republic of Congo** increased significantly (20 percent) between 2016 and 2017 to reach 0.94 million m^3, reflecting increased demand for higher grade and veneer grade okoumé logs in China following reduced supplies from Gabon. The Republic of Congo's exports in 2017 were predominantly to China (83 percent) and Viet Nam (35 percent).

Log exports from **Ghana** and **Central African Republic** (CAR) in 2017 were also significant among ITTO African producers, and were predominantly to China, Viet Nam (for Ghana and CAR exports) and India (for Ghana exports). There were significant discrepancies in the reported trade flows between both Ghana and CAR's trading partners. Ghana's exports to China and India are predominantly teak, rosewood, wawa, ceiba and papao/apa. Exports of rosewood logs to China, which comprise about half of Ghana's log exports to China, had peaked in 2014 and have continued despite a government-imposed ban on the harvesting and export of rosewood (*Pterocarpus erinaceus*/ "kosso"), which was initially implemented in July 2014 but has been lifted and reinstated at various times. The government of Ghana had banned the transit of rosewood through Ghana. Ghana's exports also dropped in 2015 in response to low demand levels in China but surged again in 2016 and remained at a relatively high level in 2017. A national ban on rosewood exports was reinstated in early 2017 but was lifted to enable companies to clear stocks already at the ports and in depots across the country. In 2019, in response to continued high levels of illegal logging and trade, the government has again placed a total ban on the harvesting, processing and export of rosewood although "salvage permits" will be issued[39]. Exports in 2018 and 2019 are expected to drop although primarily in response to declining demand levels in China rather than export supply restrictions.

Although civil unrest in **Central African Republic** continues to affect its log export trade, export volumes have increased year-on-year since 2015, reaching 328 000 m^3 in 2017 and 418 000 m^3 in 2018. **Gabon** has previously been a significant exporter of logs, supplying about half of Africa's total log exports in 2009, but severe log export restrictions were imposed in 2010 and log exports are now insignificant. In 2018 the harvesting of kevazingo/bubingo was banned following concerns about the levels of illegal harvesting but there have

[32] ITTO TTM Report 22:10, 16-31 May 2018.

[33] Lescuyer G. 2018. *What if Cameroonian consumers wanted legal timber?* Available at: https://forestsnews.cifor.org/56781/what-if-cameroonian-consumers-wanted-legal-timber?fnl=en

[34] ITTO TTM Report 21:1, 1-15 January 2017.

[35] ITTO TTM Report 22:11; 1-15 June 2018.

[36] http://www.vekea.com/news/info_11_itemid_3899.html

[37] Forest Trends 2016. *West African Countries Come Together in Guinea-Bissau to Address Illegal Rosewood Trade: Improve Forest Governance*. Forest Trends April 14, 2016.

[38] Reuters 2018. *Mozambique reforms timber sector to counter illegal logging*. 26 July 2018. Available at: https://www.reuters.com/article/us-mozambique-forest-logging/mozambique-reforms-timber-sector-to-counter-illegal-logging-idUSKBN1KG1F8

[39] News Ghana 2019. *Rosewood harvesting banned in Ghana*. Available at: https://www.newsghana.com.gh/rosewood-harvesting-banned-in-ghana/

been reportedly high stockpiles of logs and sawnwood in Gabon and seizures of illegally harvested logs. In May 2019, 5,000 kg of seized kevazingo/bubingo logs had disappeared from the Port of Owendo in Libreville, prompting stricter enforcement of procedures at the port and delays in export shipments in 2019[40].

Among ITTO producer countries, Suriname, Ecuador, Cambodia, Brazil and Guyana each exported volumes greater than 100 000 m^3 in 2017, with China and India being the predominant markets for all supplying countries.

Non-ITTO member producers exported 5.6 million m^3 of tropical logs, about one-third of the world total. The significant non-ITTO Member exporters in 2017 were the Solomon Islands (3.1 million m^3), Equatorial Guinea (1.1 million m^3), Nigeria (648 000 m^3) Gambia (132 000 m^3), Lao PDR (125 000 m^3), Angola (98 000 m^3) and Zambia (95 000 m^3). A significant proportion of Nigeria and Gambia's log exports have been of "kosso" (*Pterocarpus erinaceus*), to China, with Nigeria's exports escalating from a minimal volume in 2012 to 648 000 m^3 in 2017. Both countries' trade has been subject to unsustainable harvesting levels and illegalities in the trade and Nigeria's trade has been in violation of a long-standing Federal export ban on logs and large dimension, unprocessed sawnwood[41]. The Environmental Investigation Agency (EIA) alleges that kosso logs valued at about US$300 million were stopped by Chinese customs officials in 2016, then released in 2017, after Nigerian CITES authorities retrospectively issued approximately 4,000 permits which were used by Chinese importers to legitimize the detained wood[42]. EIA also alleges widespread falsification and misdeclaration in shipping documentation in Nigeria, and inadequate validation of documentation in China. In October 2018, CITES suspended commercial trade in rosewood (*P. erinaceus*) from Nigeria "until the party makes scientifically based non-detriment findings for trade in the species in the country to the satisfaction of the Secretariat and the Plants Committee Chair"[43].

Exports from Lao PDR to Viet Nam and China, its major market destinations, have plummeted since 2016 following the implementation in May 2016 of a ban on exports of logs and sawnwood. The ban was aimed at reducing the country's high deforestation levels and to encourage the domestic wood processing industry[44].

Sawnwood

Production

Production of tropical sawnwood in ITTO producer member countries accounted for 83 percent of world tropical sawnwood production in 2017 and totalled about 35.4 million m^3 in 2017 and 36.1 million m^3 in 2018. Nearly 72 percent of production in ITTO producer countries was in the Asia-Pacific region, while Latin America/Caribbean and Africa accounted for 15 percent and 13 percent respectively. In 2018, tropical sawnwood production in the Asia-Pacific region totalled 25.6 million m^3, about the same as the previous year. There are several countries in the region with relatively large production levels – notably Viet Nam, India, Thailand, Indonesia, Malaysia and Myanmar (in descending order by volume), although the accuracy of data for the Asia-Pacific region continues to be impaired by the lack of information provided by the three of the largest producers in the region, Viet Nam, India and Indonesia.

Production in Latin America has been trending downwards in recent years, although production increased slightly (by 3 percent) in 2018 to 5.6 million m^3, with Peru accounting for the bulk of the increase. Brazil accounted for 51 percent of the region's production in 2017, with Peru, Ecuador, Costa Rica, Colombia and Venezuela also being important producers.

Production in the African region has grown steadily year-on-year over the last three years, reaching 4.98 million m^3 in 2018[45]. Cameroon, Côte d'Ivoire, Gabon, Ghana and Mozambique (in descending order by volume) were the largest producers in the region. Production in Gabon has increased steadily since 2016, with 160 sawmills registered in 2018 of which 135 mills are currently operating. A significant trend within the African region has been the transfer of industry investment from predominantly European to Asian-owned firms, reflecting an increase in China's demand for hardwood sawnwood from non-traditional sources, Asia's demand for a wider range of species than demanded by European buyers, and the high costs associated with producing certified products required by European markets.

Figure 2.6: Major Tropical Sawnwood Producers

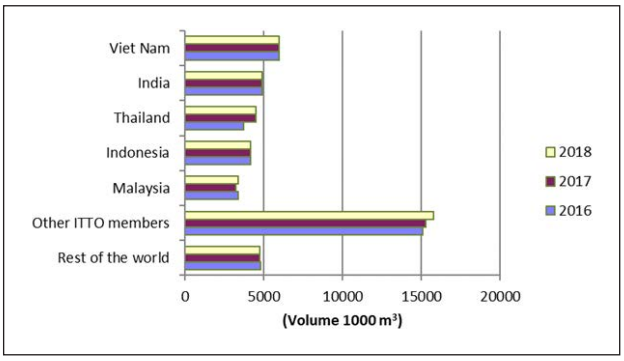

Figure 2.6 shows the major ITTO producers of tropical sawnwood in the 2016-2018 period, ranked by 2017 production. All of the major producers (Viet Nam, India, Malaysia, Indonesia and Thailand) are located in the Asian region. The top five countries produced nearly 60 percent of ITTO's tropical sawnwood production in 2017. Appendix 1 shows that four other ITTO producer and consumer countries (Brazil, China, Myanmar and Cameroon) produced more than 1 million m^3 of tropical sawnwood in 2017. Côte d'Ivoire, Gabon, Ghana, and Ecuador produced more than 500 000 m^3 over the same period. In 2017, about 11 per cent of world tropical sawnwood production was in non-ITTO countries, of which Nigeria, Paraguay, Bolivia,

[40] Africa News 2018.*Gabon president vows to nab thieves of $250m protected hardwood.* May 18, 2018. Available at: https://www.africanews.com/2019/05/14/gabon-president-vows-to-nab-thieves-of-250m-protected-hardwood//

[41] Nigeria Customs Services. *Export Prohibition List.* Available at: https://customs.gov.ng/ProhibitionList/export.php

[42] EIA 2017. *The Rosewood Racket. China's billion dollar illegal timber trade and the devastation of Nigeria's forests.* October 2017. Environmental Investigation Agency, Washington D.C.

[43] CITES 2018. *70th Meeting of the Standing Committee of the Convention on International Trade in Endangered Species of Wild Fauna and Flora (CITES).* Available at: https://enb.iisd.org/cites/sc70/

[44] Forest Trends 2017. *Impacts of the Laos Log and Sawnwood Export Bans.* Forest Trends Report Series. April 2017. Available at: https://www.forest-trends.org/publications/impacts-of-the-laos-log-and-sawnwood-export-bans/

[45] Total production figures for the ITTO African region in this Review differ significantly from those provided in previous years because Nigeria - a significant tropical sawnwood producer - is not an ITTO Member country and not included in the ITTO African region total.

Bangladesh, Uganda and Lao PDR were the most significant. In 2016, the implementation of a sawnwood export ban in Lao PDR had reportedly affected production levels, the relatively low level of domestic demand being unable to compensate for the loss of export demand (Forest Trends 2017).

China is the only significant tropical sawnwood producer among ITTO consumer countries, with production totalling 2.4 million m^3 imports in 2017, followed by Republic of Korea (101 000 m^3), EU-28 countries (predominantly France 97 000 m^3) and Japan (76 000 m^3). China's sawmilling industry continues to be dominated by small and medium-sized enterprises and production estimates from numerous, small-scale enterprises are likely to be underestimated.

Consumption

Figure 2.7 shows the main ITTO consumers of tropical sawnwood in 2016-2018, ranked by 2017 consumption.

Figure 2.7: Major Tropical Sawnwood Consumers

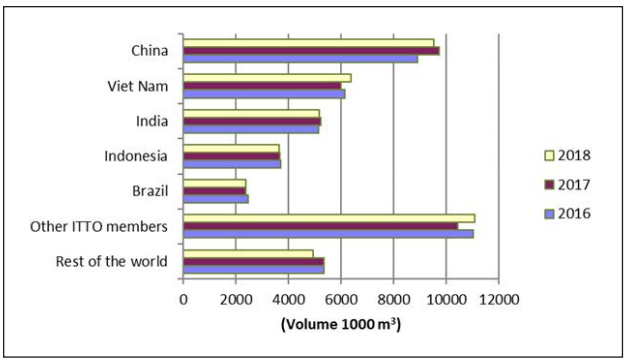

Note: China does not include Taiwan P.O.C., Hong Kong S.A.R. or Macau S.A.R.

In 2017, tropical sawnwood consumption had remained relatively static at 37.4 million m^3, increasing slightly to 38.2 million m^3 in 2018. However, consumption in 2018 had grown in ITTO producer countries to 26.9 million m^3 while slowing in ITTO consumer countries to 11.4 million m^3. The five countries in Figure 2.6 accounted for 72 percent of ITTO members' consumption of tropical sawnwood in 2017. China accounted for 26 percent of ITTO consumption and the bulk of consumption growth in ITTO countries, followed by Viet Nam (16 percent), India (14 percent), Indonesia (10 percent) and Brazil (6 percent).

China's tropical sawnwood consumption grew considerably, by 20 percent (year-on-year) in 2016 and by 9 percent in 2017, reflecting an increase in demand in China's SPWP industries, with domestic consumption fuelled by rising incomes and government incentives aimed at boosting domestic consumption. However, consumption dropped in 2018 to 9.5 million m^3 in response to slowing economic growth. Over half of China's tropical wood consumption is of rubberwood imported from Thailand, with 45 percent used in furniture manufacturing, 24 percent for wooden doors and 26 percent for cabinets[46]. Consumption estimates for **India** and **Indonesia** must be considered tentative because these countries did not provide production estimates for 2017 or 2018. Other significant consuming countries in 2017 were **Malaysia** (1.2 million m^3) and **Myanmar** (1.6 million m^3). Consumption in the EU-28 region plunged to 0.841 million m^3 in 2017, down by nearly one-third from 2016 levels, but picked up slightly in 2018. In the African region, consumption totalled 2.8 million m^3 in 2017, about 7 percent of ITTO consumption, although a large proportion of domestic consumption is provided by the informal sector. A recent study in Cameroon, for example, estimated that less than 20 percent of demand was sourced from established, industrial scale sawmills even in urban markets[47]. Non-ITTO members, mostly in the African region, consumed 12 percent of the world total, with Nigeria consuming 5 percent of the world total.

Imports

Figure 2.8 shows the major trade flows for tropical sawnwood in 2018. The tropical sawnwood trade continues to be dominated by trade within the Asian region. China and, to a lesser extent, Thailand and Viet Nam are the major importers whilst Thailand, Malaysia, Gabon and Cameroon are the major exporters. Total ITTO imports of tropical sawnwood increased year-on-year from a low in 2012, reaching 11.3 million m^3 in 2017, but declining in 2018 to 11.0 million m^3.

Figure 2.9 shows the major ITTO importers in 2016-2018, ranked by 2017 import volume.

Figure 2.9: Major Tropical Sawnwood Importers

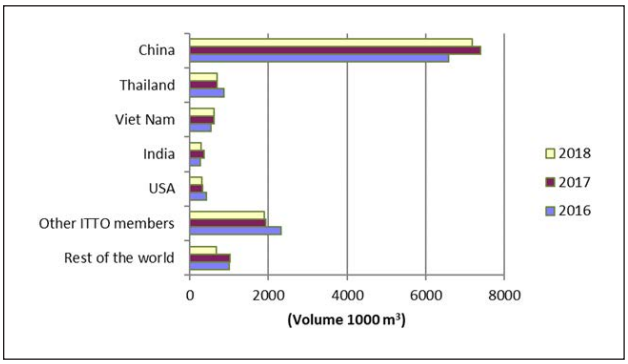

China's imports of tropical sawnwood started to slow in 2018, following a period of rapid growth between 2014 and 2017 when imports reached a record level of 7.4 million m^3 in 2017. This trend had occurred despite slowing of the economy in 2015 when tropical log imports had declined by 16 percent and demand for China's exports of furniture and other SPWPs in major markets - Japan, the EU and the United States - had also slowed. The demand for tropical sawnwood had been driven by a decline in availability of tropical logs, as more producer countries imposed restrictions on log exports, and increased manufacturing costs in China, which have made tropical sawnwood imports more competitive with domestic sawnwood. Although imports declined in 2018 to 7.2 million m^3 they still remained at a relatively high level, with domestic demand dropping at the end of 2018 and early 2019. In 2019, imports are expected to be affected by the trade dispute with the US and volatility of the renminbi exchange rate, with domestic consumption expected to decline as the economy continues to slow. In 2018 and 2019, the imposition by China of tariffs on imports of US hardwoods may provide opportunities for tropical hardwood suppliers in the China market, although the diversion of US exports to EU destinations is likely to increase competition for tropical suppliers in EU markets.

[46] ITTO TTM Report 23:5, 1-15 March 2019.

[47] Forest News 2018. What if Cameroonian consumers wanted legal timber? Available at: https://forestsnews.cifor.org/56781/what-if-cameroonian-consumers-wanted-legal-timber?fnl=en

Figure 2.8: Major Trade Flows: Tropical Sawnwood 2018 (million m³)

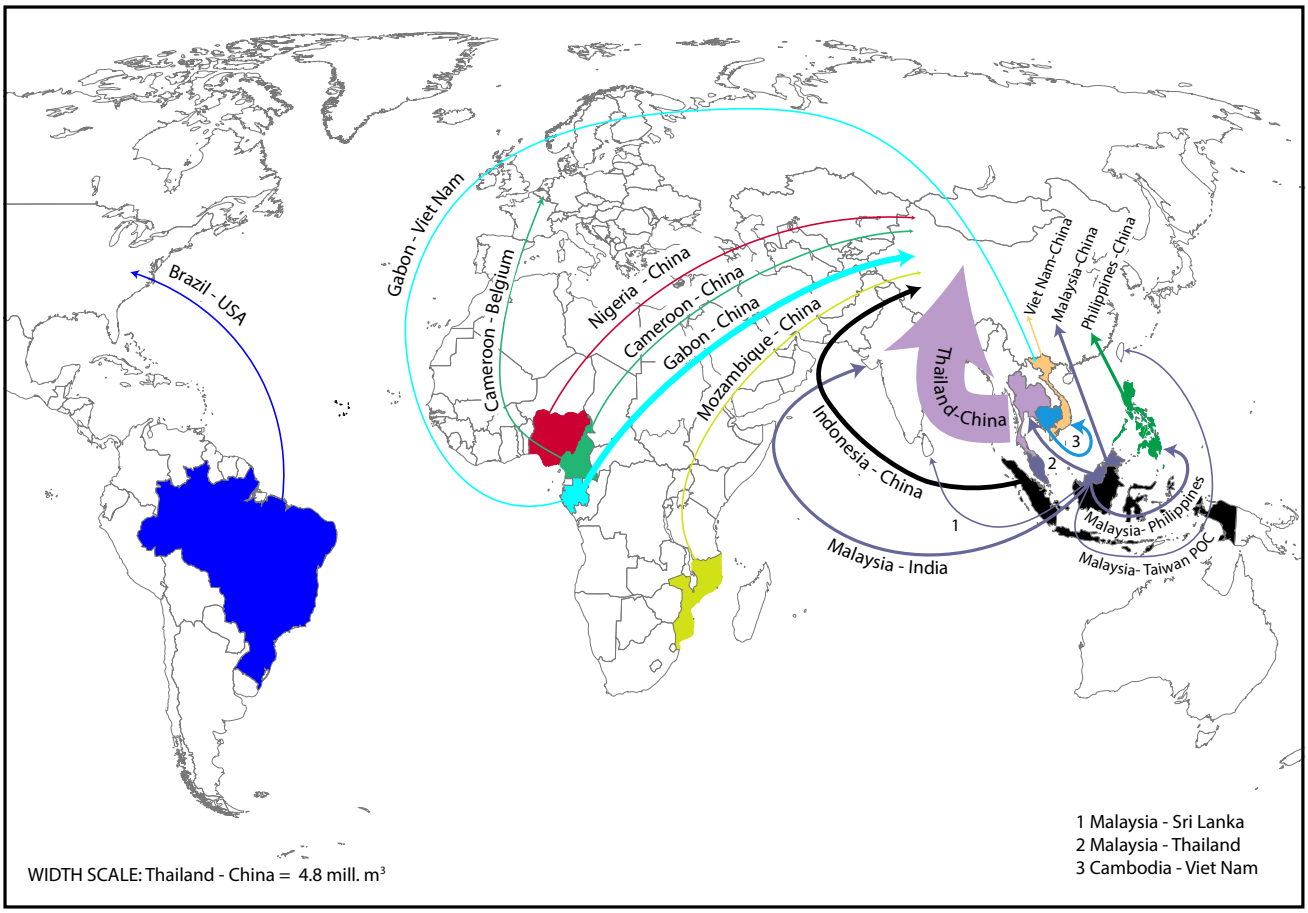

Source: COMTRADE
Note: Major trade flows include annual trade greater than 100 000 m³.

China's major suppliers of tropical sawnwood in 2017 were Thailand (65 percent by volume), Viet Nam (7 percent), Gabon (6 percent), the Philippines (4 percent), Indonesia (4 percent) and Malaysia (5 percent). There are, however, notable discrepancies between the trade volumes reported between China and trading partners Indonesia, Cameroon and the Philippines, with all supplying countries reporting significantly lower volumes of exports to China than China reported as imports from each country. (Appendix 2 Table 2-2). In 2018, China's imports from Viet Nam had dropped significantly (by 73 percent) following the relocation of many Chinese furniture enterprises to Viet Nam.

Although **Thailand** is the major exporter of tropical sawnwood, it was the second largest importer of tropical sawnwood in 2017, importing mainly structural grade material from Malaysia (60 percent of imports), with Lao PDR (not an ITTO member) the only other significant supplier. Tropical sawnwood imports had declined in 2015 when political turmoil had disrupted economic activity, including construction activity, before recovering in 2016 but dropping again in 2017 to 687 000 m³. A significant feature of the tropical sawnwood trade within the Asian region is the reciprocal trade between some countries, with Malaysia and Thailand importing and exporting significant volumes of tropical sawnwood from each other.

Viet Nam's tropical sawnwood imports peaked in 2014, but plunged to a low in 2016 at 0.545 million m³ and increased slightly in 2017. Lao PDR supplied 63 percent of Viet Nam's tropical sawnwood imports in 2015 but supplies were impacted by a ban on exports of logs and sawnwood imposed by the government in May 2016. Although the government of Lao PDR has committed to sustainable forest management, high demand from neighbouring countries such as Thailand and Viet Nam, a high level of foreign investment in forest concessions and leases from China, Viet Nam and Thailand, and a high rate of legal and suspected illegal forest conversion, means that these figures are suspected to be underestimated. Despite the ban, some trade in tropical sawnwood has continued and is reportedly of higher value species, including rosewood[48]. Lao PDR is currently negotiating a FLEGT VPA with the EU and aims to improve opportunities to access high-value markets, diversify and increase revenue from timber exports, reduce illegal logging and associated trade, and provide opportunities for technology transfer - particularly to Lao PDR's secondary processed wood products industry.

India's imports of tropical sawnwood have more than doubled since 2014 and totalled 0.360 million m³ in 2017 with the bulk of imports coming from Malaysia, Indonesia and Brazil. Imports have been affected in 2019 by the volatility of the rupee and slowing of construction demand in response to the introduction of GST. Domestic demand for wooden furniture, a significant end use of tropical sawnwood, is expected to grow due to rising

[48] Forest Trends 2017. *Impacts of the Laos Log and Sawnwood Export Bans.* Forest Trends Report Series. April 2017. Available at: https://www.forest-trends.org/publications/impacts-of-the-laos-log-and-sawnwood-export-bans/

disposable incomes, an expanding middle class and growth in the number of urban households[49]

Tropical sawnwood imports by the **United States** declined in 2017 and 2018 in response to a continuing trend towards imports of semi-finished and finished products such as flooring and furniture. Import sources have become more diverse with Ecuador, Brazil, Cameroon, Malaysia, Indonesia and the Republic of Congo being the main supply sources in 2017.

Tropical sawnwood imports by **EU-28 countries** declined in 2017 (by 23 percent) to 1.071 million m^3, but picked up slightly in 2018, growing 7.6 percent year-on-year to reach 1.152 million m^3. The decline in imports in 2017 had occurred despite growth in the EU economy and had been influenced by supply constraints in producer countries rather than demand factors in the EU-28. Access to tropical hardwoods has become more restricted and a larger share has been diverted to China and other emerging markets where domestic demand has been strong. Other factors for the observed decline include: shrinkage of the overall market for materials since the financial crises; relative lack of availability of finance and failure to innovate in the hardwood processing sector; and intense competition from a wide variety of wood-panel-based and non-wood alternatives that have experienced large capacity increases and falling prices in recent years[50]. Some suppliers have also been challenged by the EU Timber Regulation due diligence requirements in the EU which has increased their focus on other markets with less stringent requirements. In 2018, key drivers of import demand in EU markets have been the strength of the construction and property sectors and rising consumer confidence. However, importers were also affected by extreme volatility in shipments to the EU from Africa, the financial difficulties of some large European companies engaging in the tropical hardwood trade, concerns about the impacts of Brexit on trade, and tightening enforcement of the EU Timber Regulation[51].

Belgium and the Netherlands were the EU-28's largest tropical sawnwood importers in 2018, with significant growth in imports in the Netherlands, up by 30 percent to 275 000 m^3, accounting for nearly one-quarter of EU-28 imports in 2018. Both countries are significant re-exporters to EU markets and play a key role in distribution of sawn tropical hardwoods in the EU-28. The Netherlands' imports were predominantly from Belgium, Malaysia, Brazil, Indonesia and Cameroon while Belgium's imports were predominantly from the African region, with Cameroon supplying nearly half of Belgium's total imports in 2017. Imports in Italy, France and Germany continued to fall in 2017, with recent work by FLEGT IMM noting that Germany's tropical wood products imports have been declining even though wood consumption is rising rapidly. The main drivers of the decline in tropical timber demand in the EU, in declining order of significance, have been identified as: substitution by temperate wood, composites and other materials; environmental prejudice and uncoordinated marketing competition from China for material access and in markets for finished goods; and the challenges of conformance to the EU Timber Regulation[52]. IMM also notes that Germany's direct purchases from tropical supplying countries have been falling rapidly and more is being purchased indirectly from importers elsewhere in the EU, with larger importing companies close to the main European ports being able to provide a wide range of specialist services, including EUTR due diligence.

In the United Kingdom, the EU Timber Regulation has been impacting on tropical timber procurement practices. The market for tropical sawnwood has reportedly been concentrating on a limited range of companies in tropical countries for which UK importers are confident of assurances that timber is legally harvested. This has increased demand for FSC and PEFC certified products. Demand has also focused on a limited number of species, with sapele from Cameroon and the Republic of Congo, and meranti from Malaysia being dominant. These species are being stocked as utility woods to supply the UK joinery sector. UK demand has been affected since 2016 by slowing economic growth and rising uncertainty about the effects of Brexit on the tariff and regulatory environment and the general UK economy. Brexit uncertainty has led to the British pound weakening considerably in late 2018, dampening import growth.

ITTO imports of tropical sawnwood constituted 92 percent of global imports in 2017. Major importers in the "rest of the world" in 2017 were Sri Lanka, United Arab Emirates, Yemen, Singapore, and Oman.

Exports

Figure 2.10 shows the major ITTO tropical sawnwood exporters in 2016-2018, ranked by 2017 export volume.

Figure 2.10: Major Tropical Sawnwood Exporters

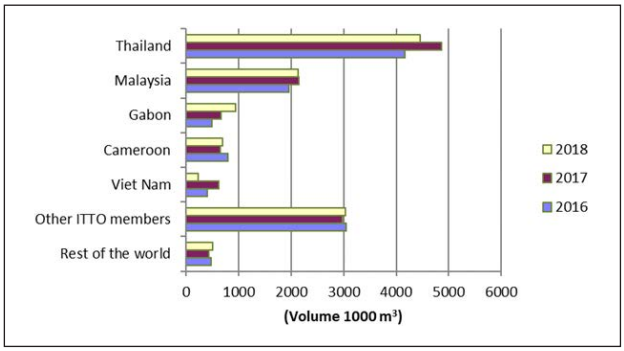

ITTO producers exported 11.5 million m^3 of tropical sawnwood in 2017, up 10 percent on the 2016 volume. Exports were expected to decline slightly in 2018 to 11.1 million m^3, reflecting demand trends in China as the major importer. ITTO members accounted for most (93 percent) of the global exports of tropical sawnwood in 2017.

Thailand remains the top-ranking exporter of tropical sawnwood in 2017, most of which is plantation rubberwood. Exports continued to rise year-on-year, reaching 4.9 million m^3 in 2017 which was 17 percent more than the previous year. In 2018, exports declined slightly to 4.5 million m^3, reflecting slowing demand in China's SPWP industries which are the major destination of Thailand's imports, absorbing over 99 percent of Thailand's exports.

Tropical sawnwood exports from **Malaysia,** ITTO's second largest exporter in 2017, totalled 2.2 million m^3, a slight increase on the 2017 level. Thailand, China and the Philippines continued to import the largest shares of Malaysia's exports (19 percent,

[49] ITTO TTM Report 22:21, 1-15 November 2018.
[50] ITTO TTM Report 21:5, 1-15 March 2017.
[51] ITTO TTM Report 22:23, 1-15 December 2018.
[52] FLEGT IMM 2019. *Substitution, economic crisis and diversion of supply = main drivers of EU tropical timber market decline.* Available at: http://www.flegtimm.eu/index.php/newsletter/imm-surveys-interviews/109-imm-survey-substitution-economic-crisis-and-diversion-of-supply-main-drivers-of-eu-timber-market-decline

14 percent and 12 percent respectively) although there were a significant number of other importers, including India, Sri Lanka, Yemen, United Arab Emirates, Taiwan P.O.C., Singapore, Japan and the Netherlands. Exports were expected to remain at about the same level in 2018, with exports being affected by exchange rate volatility; Malaysian exports are mostly invoiced in US dollars. Malaysian exporters have also been shifting their marketing efforts from EU to other emerging markets, and from sawntimber to higher value-added products such as LVL, doors and other joinery products. Certified sawnwood accounted for almost half of Malaysia's certified wood product exports in 2017. The Netherlands is the largest importer of certified timber products from Malaysia, accounting for about 36 percent of the total export of PEFC/MTCS-certified timber products, followed by the UK (16 percent), Germany (8 percent), Australia (7 percent) and Belgium (5 percent)[53]. Malaysian suppliers have an advantage compared with Brazil and African suppliers in being able to supply sawnwood at short notice, particularly certified products which are increasingly required in the Netherlands and other EU destinations. However, in 2019 of Malaysian PEFC-certified sawnwood, which is preferred for EU Timber Regulation conformance and other green procurement requirements, was reportedly in short supply[54].

Gabon is the largest exporter of tropical sawnwood from the ITTO African region. With severe log export restrictions imposed in 2010, sawnwood exports have continued to increase year-on-year with the exception of 2016, when civil unrest had disrupted rail and port operations, production levels were affected by rising production costs, and continued delays in tax refund payments had caused financial problems for some exporters, reducing private investment activity in the sector[55]. Exports rose significantly (by 42 percent) in 2018 to 942 000 m^3, with a surge in exports to China accounting for most of the increase. Gabon's exports in 2018 were predominantly to China (61 percent) with exports rising 37 percent year-on-year. Viet Nam (15 percent) and Belgium (6 percent) were also important markets. Most of the 135 operational sawmills in Gabon are now operated by Asian companies, followed by European and local enterprises[56]. In early 2019, fob prices for West African sawnwood to the China market were falling due to high volume shipments from Gabon (and Cameroon) and slowing demand for okoumé sawnwood in China, with US tariffs on SPWP imports from China also contributing to weakening prices.

Cameroon's exports of tropical sawnwood declined by 19 percent in 2017 to 646 000 m^3, recovering slightly in 2018. Although exports to China have grown in recent years, with China absorbing 26 percent of Cameroon's exports in 2017 compared with 19 percent in 2015, EU destinations are also important, particularly Belgium (16 percent), Italy (9 percent), United Kingdom (4 percent) and France (4 percent). Significant volumes are also shipped to Viet Nam and the United States. Congestion at Douala Port in Cameroon, caused by insufficient loading facilities, continued to result in major logistical problems for wood product exports in 2017 and 2018, particularly to Middle Eastern destinations[57]. Shipments have been stepped up from the new port of Kribi, which has been developed with Chinese investment. Transport and logistical costs in West Africa are relatively high and require significant investment in port and land-side infrastructure. In 2019, as demand conditions in China have begun to weaken, sawmills have reportedly been cutting production levels or temporarily ceasing production thereby reducing the volumes available for export[58]. In 2018 and early 2019, the weakening of the euro against the US dollar has improved the relative competitiveness in EU markets of West and Central African suppliers which invoice in euros, compared with Asian suppliers which invoice in US dollars.

Viet Nam's exports of tropical sawnwood surged in 2017 to 629 000 m^3, 56 percent more than the previous year, with the major market being China, which absorbed 87 percent of exports in 2017. Most of the other major markets are within the Asian region – Taiwan P.O.C., Hong Kong S.A.R., Macau S.A.R. and India. Exports plunged in 2018 to 234 000 m^3, with a significant drop in China's imports from Viet Nam accounting for most of the decline.

Other important ITTO exporters of sawnwood in 2017 were Indonesia (512 000 m^3), Brazil (352 883 m^3), the Philippines (334 727 m^3), Cambodia (315 356 m^3) and the Republic of Congo (172 223 m^3). The introduction of a tax on sawnwood exports from Myanmar in April 2017 had resulted in a significant decline in exports from Myanmar in 2017, although exports picked up in 2018, totalling 169 000 m^3. Lao PDR and Nigeria were the only significant exporters of tropical sawnwood in the "rest of the world", although Lao PDR's exports had plummeted in 2017 following the imposition of severe export restrictions on sawnwood in May 2016.

ITTO consumer countries exported small volumes of tropical sawnwood, totalling 419 000 m^3 in 2017, and this value is expected to increase to 425 000 m^3 in 2018. Although Belgium, the Netherlands, Germany were the major exporters, most of the trade is intra-regional (within the EU).

Veneer

Production

Production of tropical veneer in ITTO producer countries amounted to 4.471 million m^3 in 2017, slightly less than the previous year. Although production figures should not include veneer used in domestic plywood production, this distinction is often ignored because most veneer production is destined for the plywood industry and the volumes of decorative veneers produced and traded internationally are very small. The Asia-Pacific producer region (not including China) produced over 3.145 million m^3 of tropical veneer in 2017, Africa produced 0.909 million m^3 and Latin America produced 0.417 million m^3. Major ITTO veneer producers in 2016-2018 are shown in Figure 2.11.

Figure 2.11: Major Tropical Veneer Producers

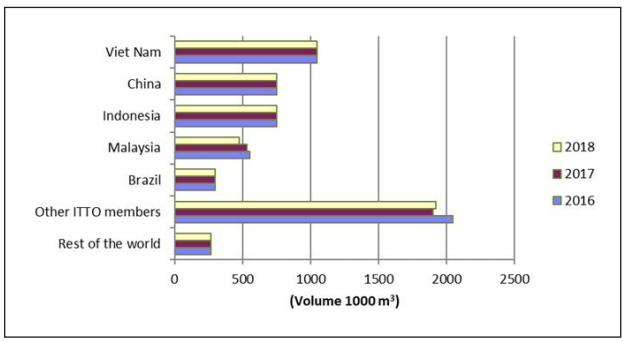

[53] Malaysian Timber Certification Council. *Annual Report 2017*. Available at: http://mtcc.com.my/wp-content/uploads/2018/09/2017-MTCC-Annual-Report.pdf
[54] ITTO TTM Report 23:2, 16-31 January 2019.
[55] ITTO TTM Report 20:18, 16-31 October 2016.
[56] ITTO TTM Report 22:22, 16-30 November 2018.
[57] ITTO TTM Report 22:11, 1-15 June 2018.
[58] ITTO TTM Report 23:3, 1-15 February 2019.

Viet Nam's production has risen dramatically over the last decade and in 2014 (the latest year for which data is available) production amounted to 1 050 000 m^3, accounting for nearly 20 percent of ITTO production in that year. However, as with China there is limited information for analysis on Viet Nam's veneer processing industry. **China** (an ITTO consumer country) is ITTO's second largest tropical veneer producer in 2017 and has increased its veneer manufacturing capacity considerably in recent years. Although reliable information on China's tropical veneer production is unavailable, the best estimate is production totalling 750 000 m^3 in 2017, accounting for 14 percent of total ITTO veneer production

Malaysia's tropical veneer production has been declining year-on-year since 2014, dropping to 533 000 m^3 in 2017, 4 percent less than the previous year. Malaysia accounted for 11 percent of total ITTO veneer production in 2017, with production expected to continue to decline further in 2018 to 476 000 m^3 in response to restricted supplies of veneer logs. **Indonesia's** production is estimated at 749 000 m^3 in 2017 and 2018, although this estimate is considered tentative given the limited availability of data for Indonesia. **Brazil** remains the largest tropical veneer producer in the Latin America/ Caribbean region, with veneer production totalling 300 000 m^3 in 2017 and 2018. Brazilian producers have had difficulty maintaining production levels because of declining availability of tropical logs, weak demand and increasing competition in export markets, in addition to domestic bureaucratic obstacles and difficulties in obtaining credit[59]. Tropical veneer production in the most significant African veneer producing countries, including **Gabon, Ghana** and **Côte d'Ivoire,** has been focused on export markets, particularly the EU, where demand levels have weakened since the economic crises. Structural changes have been occurring in foreign-invested veneer production facilities, with Asian producers (Malaysia, India and China) increasing their investments in the African region. EU veneer production companies operating in the African region have been challenged by declining availability of timber species preferred by the European market, weakening consumption levels in the EU and the low profitability of certified sustainable operations which receive little or no market premium for higher operating costs[60]. Asian investors are able to market a greater range of species and are less discerning in requiring legal and sustainable products in their domestic markets.

The top five tropical veneer producing countries comprised about 64 percent of ITTO veneer production in 2017. ITTO consuming countries produced 811 000 m^3 of tropical veneer in 2017 and production was expected to remain at a similar level in 2018. **China** accounted for the bulk of ITTO consumer countries' production (92 percent) and Taiwan P.O.C. and Japan were the only other ITTO consumer countries producing tropical veneer in significant quantities. Veneer plants in the EU continue to be impacted by a lack of availability of quality veneer logs from tropical supplying countries, weak construction growth and competition from artificial veneers. Tropical wood veneers are now focused on higher value niche markets such as marine and car applications and high-end interior fittings, which generate more value but absorb lower volumes.

Consumption

Consumption[61] of veneer in all ITTO member countries, in furniture and other secondary processing industries (but not destined for plywood), declined 6 percent year-on-year to 5.254 million m^3 in 2017. Consumption in ITTO producer and consumer countries is estimated to increase slightly to 5.307 million m^3 in 2018. Figure 2.12 shows the major ITTO consumers of tropical veneer from 2016-2018.

Figure 2.12 Major Tropical Veneer Consumers

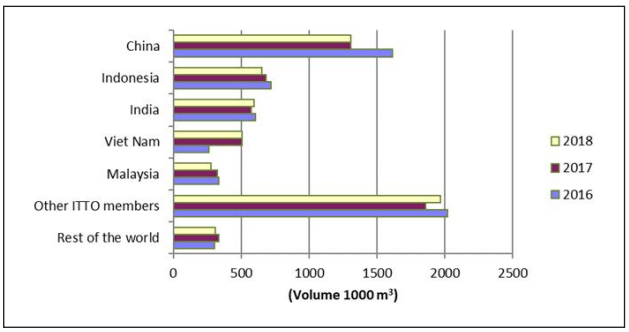

China maintained its position as ITTO's largest tropical veneer consumer in 2017, followed by Indonesia, India, Viet Nam and Malaysia, among other countries. China's consumption declined in 2017 to 1.306 million m^3 and is expected to remain at a similar level in 2018. China accounted for over 72 percent of ITTO consumer countries' tropical veneer consumption in 2017. Tropical wood veneers are used as a decorative face in furniture, solid composite flooring and wooden doors in China's domestic and export markets and tropical veneer consumption has followed China's growth in those industries.

Indonesia's tropical veneer consumption was 682 000 m^3 in 2017 and 655 000 m^3 in 2018. Almost all of Indonesia's production of veneer was consumed domestically, with negligible trade in veneer recorded over the last five years. **India's** consumption dropped marginally in 2017 to 576 000 m^3, although consumption had increased year-on-year between 2010 and 2016. Almost all of India's production was consumed domestically. Tropical veneer consumption in **Viet Nam** has increased substantially over the last 5 years from a relatively low base, reaching 505 000 m^3 in 2017. **Malaysia**'s consumption has declined year-on-year since 2015 and totalled 323 000 m^3 in 2017 and 275 000 m^3 in 2018. About 61 percent of Malaysia's production was consumed domestically.

Several other countries - Brazil, Ghana, Thailand, Taiwan P.O.C., Gabon and Côte d'Ivoire - sustained a relatively large veneer consumption base. **EU-28 countries** (mostly France, Italy and Spain) are also major tropical veneer consumers, with overall consumption totalling 242 000 m^3 in 2017. Tropical veneer consumption had improved slightly in 2015 and 2016 in response to slowly improving economic conditions contributing to rising consumption in veneered panels and flooring, and some progress in regaining lost market share to non-wood alternatives through innovations to improve resource efficiency and to develop new products[62]. However, EU demand contracted in 2017 and consumption was expected to decline further to 233 000 m^3 in 2018. The top five tropical veneer consuming countries comprised about 65 percent of total ITTO veneer consumption in 2017.

Imports

Many importing countries do not differentiate between the various types of veneer and plywood (e.g. softwood/hardwood,

[59] ITTO TTM Report 1-15 September 2018.
[60] ITTO TTM Report 22:15, 1-15 August 2018.
[61] Consumption data presented in this report have been derived from production and trade data and not obtained from direct country source data. As such, the data should be interpreted with caution.
[62] ITTO TTM Report 20:11, 1-15 June 2016.

temperate/tropical) in trade statistics. For plywood, different species of veneers (softwoods and hardwoods) are increasingly used in production. The lack of resolution in trade statistics is compounded by the fact that countries use a wide variety of scales to measure trade in panel products. Some countries use volume (as is reported here), some use surface area and still others use weight. These can be reported in metric or imperial units, depending on the country. Many countries report only aggregate trade, combining tropical and non-tropical veneers and panels. Some also aggregate veneer and plywood into a single category. The discrepancies in trade partner reports in Appendix 2 for veneer can also be partially due to the use of different conversion factors in different countries. The adoption of a standard measurement system for veneer and panel products is a priority if improvements in the accuracy of these statistics are to be achieved.

Figure 2.13 shows the major ITTO veneer importers for 2016-2018 ranked in order of 2017 import volume. Total ITTO tropical veneer imports increased year-on-year to 2016 but declined 22 percent to 1.408 million m^3 in 2017, with preliminary data showing imports remaining at about that level in 2018.

Figure 2.13: Major Tropical Veneer Importers

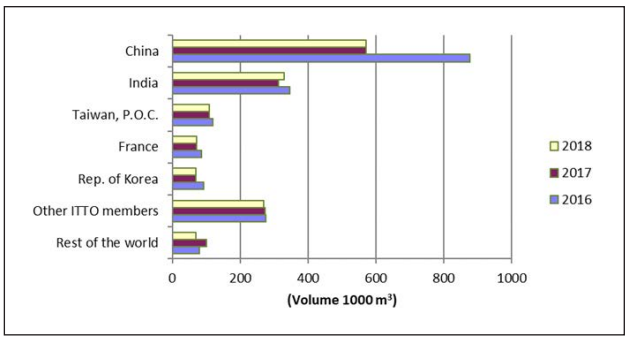

Note: China does not include Taiwan P.O.C., Hong Kong S.A.R. or Macau S.A.R.

China imports relatively high volumes of tropical veneer, even though it is a major producer of tropical veneer and plywood, manufactured predominantly from imported tropical hardwood logs. Imports had nearly doubled year-on-year in 2014, reaching a peak of 915 000 m^3 but have declined year-on-year to 2017, when imports amounted to 571 000 m^3. The growth to 2014 reflected growth in furniture and flooring manufacturing over the period and the reduced availability of tropical hardwood veneer logs. The decline in imports since 2014 can be attributed to increased consumption of veneer in Viet Nam, the major supplying country, and increased substitution of tropical veneers by other species and materials. Viet Nam provided 81 percent of China's tropical veneer imports in 2017 but there have been significant discrepancies in the trade volumes reported by China compared to the volumes reported by Viet Nam (Table 2-1).

India's imports have declined from a peak in 2016 when imports had reached 346 000 m^3. Imports dropped to 313 000 m^3 in 2017 but are expected to recover in 2018 to reach 329 000 m^3. Most of the supply originated from Myanmar (54 percent), Indonesia (15 percent) and Viet Nam (15 percent). With restricted availability of high quality teak veneer logs from Myanmar, Indian veneer manufacturers have been investing in veneer manufacturing facilities in Myanmar, with veneer imports from Myanmar continuing to rise. Indian manufacturers have also invested in veneer manufacturing facilities in Lao PDR, Viet Nam, Indonesia and, more recently, Gabon, where production capacity in okoumé veneer plants has reportedly increased in 2018[63]. **Taiwan P.O.C.** was ITTO's third largest importer in 2017, although imports have declined since 2015, dropping to 109 000 m^3 in 2017. Most (56 percent) of Taiwan P.O.C.'s tropical veneer imports originated from Malaysia, with Viet Nam (28 percent) also being an important supply source. Imports by the **Republic of Korea** have also declined since 2015, dropping to 69 000 m^3 in 2017, with most of the supply coming from Malaysia.

Although **EU-28** imports of tropical veneer showed small signs of recovery in 2016 and 2017, with import volumes reaching 255 000 m^3 in 2017, imports remain low compared with the levels reached before the EU economic crises. The EU accounted for 18 percent of total ITTO imports in 2017, compared with 31 percent in 2010. France, Italy and Spain were the major EU tropical veneer importers in 2017 and the bulk of European imports were from African producers, mainly Gabon, Côte d'Ivoire, Cameroon, Ghana and the Republic of Congo.

The overall decline in EU veneer imports has been symptomatic of long-term weakness in the European plywood and veneer industries, with consumption weakening in nearly all major European markets over the last fifteen years. Markets for decorative sliced veneers have been affected by: weak European furniture consumption, particularly in the face of competition from Chinese manufacturers; very low levels of activity in the southern European door sector which was formerly a significant market; a growing preference for oak in the furniture and finishing sectors; and intense competition from artificial surfaces. European manufacturers have been increasingly switching to domestic hardwoods to reduce costs and supply chain risks, with technological advances allowing temperate hardwoods to simulate a variety of appearances and finishes. In 2018, EU imports had dropped to 242 000 m^3, with a significant decline in imports from Gabon, where trade had been disrupted in the first half of the year by economic difficulties suffered by one of the major European-owned companies operating in Gabon.

Exports

Figure 2.14 shows the top ITTO tropical veneer exporters in 2016-2018, ranked in order of 2017 export volume.

Figure 2.14: Major Tropical Veneer Exporters

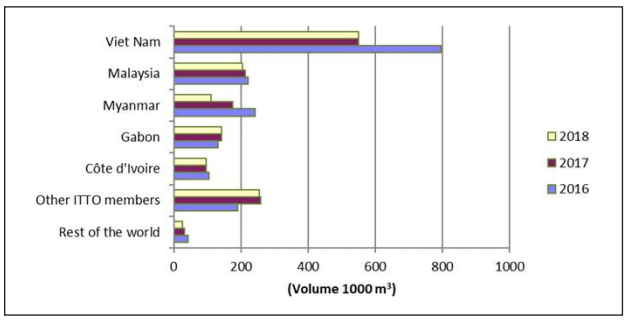

Total ITTO producer members' exports declined in 2017 to 1.436 million m^3 and preliminary data indicates a continued decline to 1.359 million m^3 in 2018. **Viet Nam** was ITTO's largest exporter in 2017, supplying 38 percent of ITTO producer members' exports. Although Viet Nam's exports had doubled between 2012 and 2015, they declined significantly in 2016 and

[63] ITTO TTM Report 22:19, 1-15 October 2018.

2017 in response to reduced supplies of high-quality veneer logs, increased consumption of veneer in Viet Nam and declining demand in the major market, China. In 2017, most of the volume was destined for China (81 percent) and India (15 percent), with the remainder exported predominantly to Asian destinations. There are, however, significant differences in the trade volumes reported between reporting countries (see Appendix 2 Table 2-3), although there is limited information on Viet Nam's veneer processing industry with which to verify Viet Nam export data.

Malaysia's exports of tropical veneer have continued to decline year-on-year since 2014, reaching 213 000 m^3 in 2017 and 204 000 m^3 in 2018. Exports continue to be constrained by a declining availability of tropical log supplies to Malaysia's veneer industry and growth in domestic consumption of tropical veneer to support Malaysia's expanding secondary processing industries. Malaysia's tropical veneer exports in 2017 accounted for 15 percent of the ITTO producer member total. Appendix 2 (Table 2-3) shows that Malaysian exports to ITTO member countries are mainly directed to the Asian region - Taiwan P.O.C., the Republic of Korea, China, Japan and the Philippines. **Myanmar's** exports of tropical veneer have risen dramatically following investment from Indian veneer and plywood manufacturers following the implementation of a log export ban in 2012. In 2016, Myanmar's exports peaked at 242 000 m^3 but dropped to 175 000 m^3 in 2017. Almost all (97 percent) of Myanmar's exports were to India in 2017.

Gabon's exports of tropical veneer have followed demand levels for okoumé plywood in the European Union which was the major market. Exports had increased following the imposition of a total log export ban in 2010, leading to rising exports of veneer to supply the European plywood manufacturing sector. With demand levels low, Gabon's total veneer exports contracted during the period 2012 to 2014 but have picked up, increasing year-on-year to reach 142 000 m^3 in 2017 in response to improved demand levels in France and growth in exports to India. Tropical veneer exports from the African region accounted for 22 percent of exports from all ITTO countries, with Gabon, Côte d'Ivoire, Ghana, Cameroon and the Republic of Congo being the major exporters from the region. In contrast to Viet Nam and Malaysia, whose exports are predominantly to Asia, most of the African tropical veneer exports went to EU destinations although exports to India and China have grown.

Plywood

Production

The main ITTO plywood producers in 2016-2018 are shown in Figure 2.15. Production of tropical plywood in 2017 in ITTO producer and consumer countries remained at a similar level to 2016, totalling 17.2 million m^3.

Figure 2.15: Major Tropical Plywood Producers

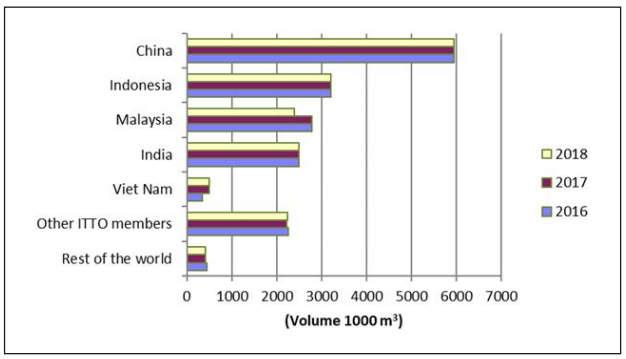

Note: China does not include Taiwan P.O.C., Hong Kong S.A.R. or Macau S.A.R.

Tropical plywood production in ITTO producer countries continues to be affected by substitution by softwood and temperate hardwood plywood and other panel products, rising production costs and a diminishing supply of tropical peeler logs in many producer countries. Tropical plywood is defined by the composition of the "face" veneer only, with a growing trend towards tropical plywood boards comprising only one tropical veneer face rather than all-tropical veneers. While relatively low oil prices in 2017 and rising oil prices in 2018 affected the costs of resin and transport, plywood producers have also been affected by rising costs of labour and raw material in most tropical supplying countries.

China is the dominant global producer of both softwood and hardwood plywood, manufacturing 75 percent of world plywood (softwood and hardwood) and 35 percent of world tropical plywood. China's tropical plywood industry has grown dramatically in recent years, even though some rationalization of the industry, particularly involving small and medium-sized enterprises, occurred during the peak of the global economic downturn. In 2018, strict environmental regulations were introduced for high risk industrial enterprises, including plywood plants, which will further rationalize the industry and favor larger, more competitive enterprises. The rules require the submission of plans to transition to a green production line, with many plants required to interrupt production to upgrade or replace emission and waste treatment technology between 1 October 2018 and 31 March 2019. Although plywood production levels are expected to drop during this period, the industry is expected to recover as mills complete the implementation of the new rules. China's production may also be affected by the relocation of plywood facilities to producers such as Viet Nam, to reduce production costs and avoid prohibitive duties imposed by the US on some Chinese plywood imports[64]. China's tropical plywood production is estimated at 6.0 million m^3 in 2017 and 2018.

Indonesian plywood production has continued to remain relatively low compared to historic levels. (3.2 million m^3 in 2017, less than half the level of 2003). Production has been affected by reductions in log availability for plywood production caused by overexploitation of forests in previous years, a sharp decline in legally sanctioned logging quotas and improvements in forest law enforcement practices. Plywood manufacturers have also been affected by rising labour costs, infrastructure weaknesses and inefficient ports. Production levels have responded to demand constraints in Indonesia's major export markets while plywood prices have risen in response to increased raw material costs. Indonesia became the first country to issue FLEGT-licensed wood products (including plywood) in November 2016 although EU companies have indicated that the market introduction of FLEGT-licensed wood products from Indonesia has not yet had any impact on their purchases of certified wood products[65].

Malaysia has a heavily export-oriented plywood industry and production levels follow growth trends in its major export markets, particularly Japan, and the relative competitiveness of Malaysian plywood compared with Chinese and Indonesian plywood in major export markets. Production has trended downwards in recent years and in 2017 totalled 2.8 million m^3, significantly

[64] ITTO TTM Report 1-15 October, 2018.
[65] ITTO TTM Report 23:7, 1-15 April 2019.

less than the peak level in 2006 of over 5 million m³. Malaysia's plywood mills have been impacted by a steady reduction in log supply, mainly due to policies to achieve sustainable forest management, in addition to periodic bad weather conditions and logistical supply problems restricting log supply to domestic plywood mills.

In 2018, Malaysia's production was expected to decline further to 2.4 million m³, as exporters' profitability and competitiveness has been undermined by a strengthening currency, and supply restrictions in Sarawak. In the state of Sabah, a log export ban imposed in May 2018 was expected to boost raw material supply to the plywood mills. However, log supplies were static because of government crackdowns on illegal logging. Production costs have also been influenced by rising labour costs and in 2018, oil prices had started to rise, following a 2 to 3-year period of low oil prices, pushing up the costs of resin and transport and leading to higher production costs[66]. Malaysian (and Indonesian) plywood producers are increasingly using use fast growing tropical plantation species such as *Acacia mangium* and *Acacia falcata*, in addition to the use of softwood core material (such as *Pinus radiata*), for tropical plywood production.

India's tropical plywood production is based largely on imported tropical logs and has also expanded significantly over the last decade. However, there is limited information available on the industry and India has not provided data on plywood production for many years. Imported plywood from China has reportedly provided strong competition with domestic plywood products in recent years. India's tropical plywood production typically uses species such as: keruing (gurjan) from Myanmar for face veneer; balau, merbau and keruing from Malaysia; teak from Myanmar and other suppliers; and domestic plantation species for core veneer. With log export restrictions implemented in most Southeast Asian supplying countries, Indian plywood manufacturers have been facing difficulties in securing raw material along with reduced availability and rising costs of log imports from other supplying countries. In response to these issues, Indian manufacturers have increased log imports from other suppliers (particularly PNG, the Solomon Islands and African suppliers) as well as importing gurjan veneer from Lao PDR and okoumé veneer from Gabon, where a number of Indian companies have invested in veneer production facilities. In 2018, plywood manufacturers faced a subdued domestic market for plywood, with composite panels gaining market share from plywood products. As with other tropical plywood producing countries, Indian manufacturers have also faced rising raw material costs, particularly imported veneer, as well as labour shortages and issues related to a weakening currency[67].

China, Malaysia, Indonesia and India accounted for 80 percent of world production of tropical plywood. The only other notable tropical plywood producers in 2017 were Viet Nam, Ecuador, Ghana, the Philippines, Côte d'Ivoire, France and Belgium, who accounted for most of the remaining 20 percent.

Consumption

Figure 2.16 shows the top ITTO consumers of tropical plywood for 2016 to 2018.

Aggregate consumption of tropical plywood in ITTO countries has generally been declining in recent years as competition

Figure 2.16: Major Tropical Plywood Consumers

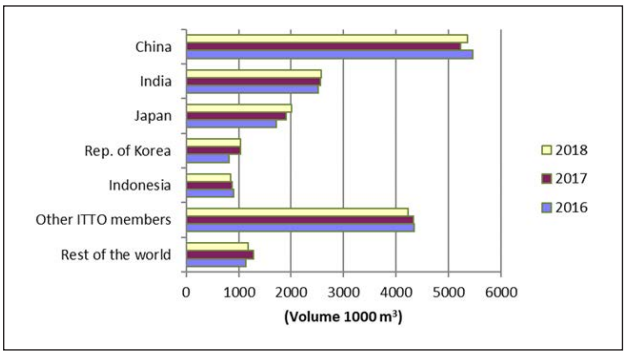

Note: China does not include Taiwan P.O.C., Hong Kong S.A.R. or Macau S.A.R.

from other materials has intensified, with increasing adoption of substitute products such as OSB and other engineered wood products in structural applications, and MDF, plastics and other composite materials in non-structural applications. In 2017 and 2018 aggregate consumption remained relatively low at about 16.0 million m³ but consumption picked up slightly from a low in 2016 of 15.8 million m³.

China is the largest consumer of tropical plywood, accounting for nearly one-third of ITTO consumption. China's consumption has declined year-on-year since 2014, dropping to 5.233 million m³ in 2017 but recovering slightly in 2018 to 5.364 million m³.

Aggregate consumption of plywood in producing countries has fluctuated in recent years, recovering slightly from a low in 2016, increasing to 5.8 million m³ in 2017 but dropping to 5.4 million m³ in 2018. **India**'s tropical plywood consumption has remained relatively stable and totalled 2.6 million m³ in 2017 and 2018[68]. India's housing and construction sector is a significant plywood end use and activity had picked up in 2017, particularly in the Northern and Western regions of the country and as investment in the affordable housing segment of the construction market was boosted by government tax incentives and access to lower interest financing for projects[69]. As a proportion of India's total panel consumption, plywood consumption is relatively high (about 78 percent) although MDF and particleboard are reportedly increasing their market share.

Japan's consumption picked up in 2017 and 2018 but had fallen sharply year-on-year since 2013 as coniferous plywood and substitute panels made inroads into the market and demand levels declined, particularly for concrete formwork panels. Japan's plywood consumption is expected to pick up in 2019 as Olympic construction activities intensify, although demand for tropical plywood concrete formwork panels and non-structural plywood is expected to be impacted by increasing production of domestic softwood plywood.

The top five tropical plywood consuming countries accounted for 73 percent of total ITTO consumption in 2017.

Imports

Figure 2.17 shows the major trade flows for tropical plywood in 2018.

[66] ITTO TTM Report 22:2, 16-31 January 2018.
[67] ITTO TTM Report: 23:8, 16 – 30 April 2019

[68] Estimates of domestic tropical plywood consumption for India are considered tentative, given that India has not provided production data in the JFSQ since 2005 and there is a lack of other information on which to base informed estimates for production for 2014-2018. Domestic consumption data is derived from production and trade estimates.
[69] ITTO TTM Report 21:4, 16-28 February 2017.

Figure 2.17: Major Trade Flows: Tropical Plywood 2018 (million m³)

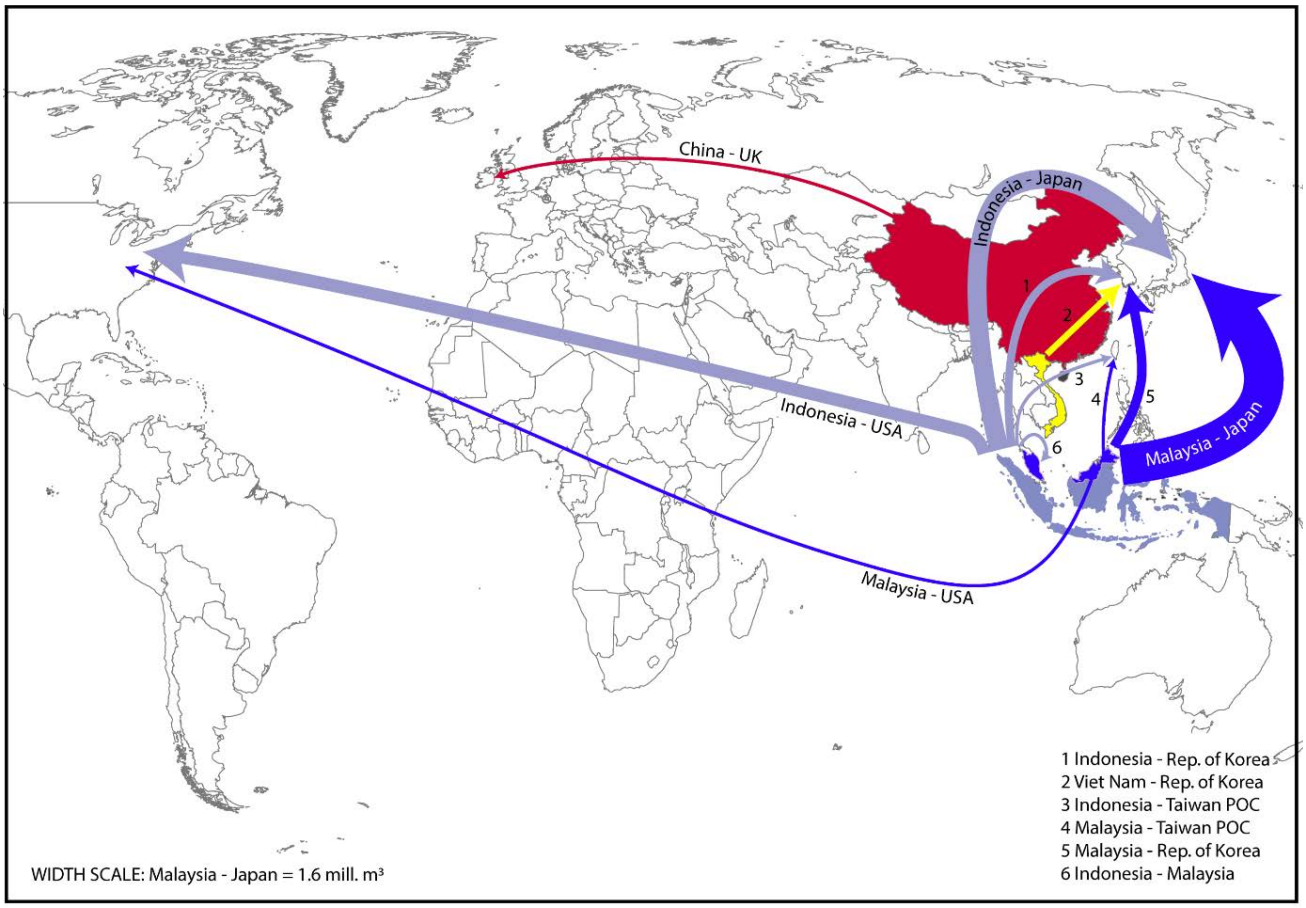

Source: COMTRADE
Note: Major trade flows include annual trade greater than 95 000 m³.

Figure 2.18 shows the major ITTO plywood importers for 2016-2018, ranked by import volume in 2017.

Figure 2.18: Major Tropical Plywood Importers

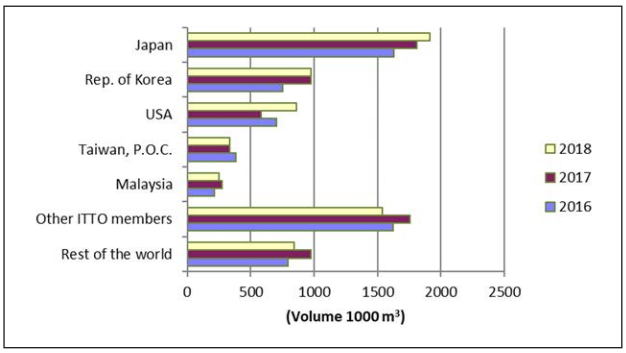

Note: China does not include Taiwan P.O.C., Hong Kong S.A.R. or Macau S.A.R.

Although global trade in tropical plywood has contracted over the last decade, it has fluctuated since 2008, reaching a low in 2016 of 5.3 million m³, recovering in in 2017 to 5.7 million m³, and expected to increase further in 2018 to 5.9 million m³. The trade continues to be dominated by a few major players, with Japan, the major importer, accounting for 32 percent of ITTO imports.

Over 62 percent of **Japan's** total plywood imports are of tropical plywood and they amounted to 1.8 million m³ in 2017, recovering from a record low in 2016 at 1.6 million m³. Imports had picked up in 2017 in response to steady housing demand and low inventories of imported plywood. The expansion in housing demand was influenced by the anticipated effects on housing prices of a rise in consumption tax in 2019. About 50 percent of imports were sourced from Malaysia and 44 percent from Indonesia. The remainder was imported mainly from Viet Nam and China.

Japan's domestic tropical plywood industry has continued to contract. Significant production curtailment and plant closures have occurred in recent years because of restricted supplies of Southeast Asian logs, which have also been increasingly diverted to other market destinations such as India and China. Japanese plywood mills are now predominantly using domestic peeler logs rather than Southeast Asian logs, and there has been considerable substitution of tropical plywood by softwood plywood and other panel products. The reasons for substitution have been: the relatively high prices of Malaysian and Indonesian plywood; the risk of exchange rate fluctuations which affects imported plywood but not Japanese manufactured plywood from domestic raw material; technical improvements in domestic floor bases which can now be used in heated floors; government incentives for the use of domestic raw material; and consumers' concerns about the environmental consequences of using tropical hardwoods[70]. There have also been permanent structural changes to the location of the Japanese plywood industry, with relocation

[70] ITTO TTM Report 21:6, 16-31 March 2017.

of plants from clusters around the ports, to locations closer to domestic supply sources.

Although 52 percent of Japan's plywood consumption is of domestic plywood, imported tropical plywood is preferred in non-structural applications such as floor bases and concrete formwork panels. However, some substitution has been occurring in the composite flooring market, where domestic cedar plywood has been replacing Indonesian plywood in construction of floor bases.

Exchange rates have had a major effect on import demand and prices for tropical plywood, with demand for imported tropical plywood being influenced by the price differential between imported tropical plywood and domestic softwood plywood.

Log shortages and increased manufacturing costs in Malaysia and Indonesia continued to put upward pressure on tropical plywood prices in 2018. With Japanese domestic demand weakening, the gap between tropical suppliers' export prices and depressed Japan domestic market prices had also limited Japanese buyers' commitments to future purchasing. Although plywood demand in 2019 is expected to increase in response to investment in infrastructure for the Olympic Games in 2020 and rehabilitation work following natural disasters, this will be constrained by a declining population, in addition to continued substitution by domestic plywood as Japan targets 51 percent self-sufficiency in roundwood supply by 2025.

The **Republic of Korea's** tropical plywood imports have continued to grow strongly, reaching 973 000 m^3 in 2017, with most of the supply from Indonesia, Viet Nam, and Malaysia. About 57 percent of the Rep. of Korea's plywood imports are of tropical origin. Malaysia had previously been the dominant exporter, supplying 61 percent of the Republic of Korea's market share in 2010, but exports were affected in 2011 by the imposition of anti-dumping duties of 3.96-38.10 percent which are still in force. Malaysia's share of the Rep. of Korea's imports had dropped to 24 percent in 2017. The Korea Trade Commission has also imposed punitive duties of 4.57-27.21 percent on Chinese plywood since October 2013. Both China and Malaysia's duties were extended in February 2017 for a further 3 years. The increase in tropical plywood imports had occurred despite a sharp contraction in the building sector in 2018, following the introduction of Government measures to reign in household debt.

The recovery in the housing sector in the **United States** continued in 2017 and 2018 although tropical plywood imports were down in 2017, with declining imports from most of the major suppliers with the exception of Indonesia. Although the US administration had imposed antidumping and countervailing duties on certain hardwood plywood imports from China effective April 2017, imports from China had only declined by 6 percent in 2017. US imports totalled 582 000 m^3 in 2017, 17 percent less than the previous year, but recovered strongly in 2018, reaching 863 000 m^3. Imports in 2017 were predominantly from Indonesia (56 percent) with Malaysia, China, Viet Nam and Thailand being important suppliers. The ongoing US-China trade dispute resulted in additional 10 percent tariffs on wood-based products, including plywood, from China, which were effective in September 2018 and increased to 25 percent in 2019[71]. However, to avoid the prohibitive tariffs some China exporters have been relocating to other producer countries such as Indonesia and Viet Nam and some mislabeling of HS codes in import documentation has also been alleged[72].

Taiwan P.O.C.'s imports declined in 2017, dropping by 12 percent in 2015 to 335 000 m^3, and expected to remain at that level in 2018. Over 48 percent of imports were from Malaysia, with other important suppliers being Indonesia (37 percent) and China (13 percent).

EU-28 imports of tropical plywood rebounded in 2017 to 965 000 m^3, although they were expected to drop in 2018 to 846 000 m^3. EU imports in 2017 were mostly accounted for by the United Kingdom, Germany, France, the Netherlands and Belgium with most tropical imports originating from Indonesia, Malaysia, China, Gabon and Brazil. Intra-European trade has also played a fairly large role in many countries' imports, although there are large data discrepancies between EU reporting countries. In 2018, tropical plywood imports had declined in all the major EU markets with the exception of the United Kingdom, where imports increased 22 percent year-on-year to 272 000 m^3, possibly in response to customers building up stock prior to Brexit[73]. However, in 2019 there are indications that the UK construction market is weakening, with both new construction and building renovation markets slowing.

In 2018, although the EU construction industry and plywood demand had expanded, tropical plywood imports were affected by persistent supply delays and constraints among key producers resulting in significant price increases. EU supplies of tropical plywood from Indonesia and Malaysia were also reportedly affected by competition from US buyers who had traditionally sourced imports from China, pushing up prices. EU importers are under increasing pressure to provide product legality, quality and performance assurance, with some EU trade associations introducing initiatives to ensure the compliance of plywood imports, particularly from China, to EU regulations following ongoing concerns about plywood product quality and legality of tropical plywood veneers.

In 2019, the EU plywood market is expected to be affected by a slowdown in economic growth in the region, with uncertainty about the effects of Brexit on trade in the United Kingdom and the EU.

In the "rest of the world" category, Saudi Arabia was the largest non-ITTO tropical plywood importer, absorbing 109 000 m^3 in 2017 while other Middle Eastern countries - United Arab Emirates, Yemen Iraq and Jordan - were also important to the tropical hardwood trade, with the region importing over 572 000 m^3 in 2017, mainly from Malaysia and Indonesia. Singapore was the only other significant non-ITTO importer, absorbing 100 000 m^3 in 2017.

Exports

Figure 2.19 shows the major ITTO tropical plywood exporters in 2016-2018.

Tropical plywood exports from ITTO producer countries increased year-on-year between 2015 and 2017, reaching 7.0 million m^3 in 2017 but declining to 6.6 million m^3 in 2018.

[71] USTR 2018. *USTR Finalizes Tariffs on $200 Billion of Chinese Imports in Response to China's Unfair Trade Practices.* Available at: https://ustr.gov/about-us/policy-offices/press-office/press-releases/2018/september/ustr-finalizes-tariffs-200

[72] Chuin-Wei Yap 2018. *The U.S.-China Trade Battle Spawns a New Era of Tariff Dodges.* Wall Street Journal. October 8, 2018.

[73] ITTO TTM Report 23:3, 1-15 February 2019.

Figure 2.19: Major Tropical Plywood Exporters

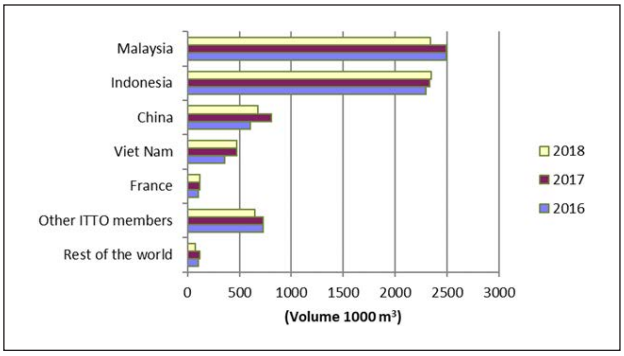

Note: China does not include Taiwan P.O.C., Hong Kong S.A.R. or Macau S.A.R.

Malaysia was the largest tropical plywood exporter in 2017 although exports have trended downwards in recent years, to 2.5 million m^3 in 2017, about the same level as the previous year, and dropping to 2.3 million m^3 in 2018. The overall decline has been in response to chronic supply shortages of raw material (peeler log) input to the plywood mills and rising export prices, while demand and prices remained depressed in Japan, the major market. Demand for Malaysian plywood logs in India also increased in response to a log export ban in Myanmar imposed in 2014, and in 2017 before the introduction of GST in India, decreasing the log supply available for the Malaysian plywood mills and pushing up domestic log prices in Malaysia. Although log export restrictions have now been imposed in the state of Sabah since May 2018, there has been no significant increase in supply of peeler logs to the Malaysian plywood industry.

Japan was the major market destination for Malaysia's tropical plywood exports in 2017 (45 percent) with significant volumes also shipped to the Republic of Korea (12 percent), Taiwan P.O.C. (6 percent), United States (3 percent) and the United Kingdom (3 percent). Middle East markets are also important – Saudi Arabia, Jordan, Kuwait and Iraq- in addition to Singapore. In contrast to Indonesia, which mainly supplies floor base plywood to Japan, Malaysia's exports are predominantly concrete formwork panels, a commodity item which has many layers in the distribution channel and relatively unsteady demand. A recovery in Japan's demand for concrete formwork panels was expected in response to construction activities associated with the Olympic Games in 2020, and in response to natural disaster relief work. However, chronic log supply shortages are expected to further restrict the ability of Malaysian exporters to increase plywood supply when demand recovers in Japan. Rising manufacturing costs have also been putting upward pressure on Malaysian plywood prices, with exports in 2018 expected to decline further.

Indonesia's tropical plywood exports have plunged from the highs of around 10 million m^3 (or 85 percent of total ITTO producer exports) in the early 1990s and have remained relatively static over the last 5 years, at about 2.3 million m^3. With Malaysia's exports declining, Indonesia is expected to replace Malaysia as the largest tropical plywood exporter in 2018. Indonesia's exports were mainly to Japan (33 percent), Republic of Korea (16 percent), United States (13 percent) and Malaysia (5 percent), with the remainder to Taiwan P.O.C., Australia and many EU destinations. Although the competitiveness of Indonesia's exports to the USA may be affected by the removal of Indonesian wood-based panels from the GSP list for import duties, China has reportedly shifted some production capacity to Indonesia (and Viet Nam) to avoid prohibitive tariffs on US imports of plywood from China. In EU markets, Indonesian exporters are now supplying FLEGT-licensed plywood which has been expected to provide Indonesian exporters with some competitive advantage because EU importers of FLEGT-licensed plywood are not required to conform to EUTR due diligence requirements. Indonesia's plywood production is also increasingly being diverted to the domestic market where the domestic furniture industry has been growing significantly. Indonesia and Malaysia accounted for 86 percent of ITTO producer country exports of tropical plywood in 2017.

Tropical plywood exports from consumer countries increased year-on-year between 2014 and 2017, reaching 1.4 million m^3 in 2017. This trend reflects developments in exports from China and the EU, which accounted for 59 percent and 37 percent respectively of ITTO consumer exports. **China's** exports of tropical plywood had picked up year-on-year from a low in 2014, reaching 806 000 m^3 in 2017. China's main export markets are the Republic of Korea, United States, the Philippines, and the United Kingdom, although there are large discrepancies in the reported trade flows between China and all importing countries (see Appendix 2 Table 2-4). China's exports are subject to anti-dumping duties in several countries, including the EU, Republic of Korea, Morocco and Turkey, with the United States issuing a preliminary determination of countervailing measures against Chinese plywood, with duties effective from April 2017. In September 2018, the United States imposed a 10 percent tariff on plywood imports from China (among other products), which were increased to 25 percent in 2019. China's tropical plywood exports declined by 16 percent in 2018 to 675 000 m^3, as production levels dropped significantly in response to the industry's adjustments to new environmental regulations.

Africa's tropical plywood exports remain relatively insignificant on a global scale, accounting for less than 2 percent of ITTO producer country exports in 2017. Exports from ITTO African producer countries have remained at a relatively low level over the last 3 years and totalled 94 000 m^3 in 2017. Exports were expected to drop further to about 90 000 m^3 in 2018. Gabon, Cote d'Ivoire and Ghana were the largest exporters in the region in 2017, with the bulk of exports destined for EU markets, particularly France and Germany. In 2019, with a significant transfer of investment in veneer and plywood manufacturing from EU to Asian companies, an increase in exports to Asian destinations is expected.

Chapter 3. TRADE OF SECONDARY PROCESSED WOOD PRODUCTS

This chapter provides statistics and analysis of the trade in secondary processed wood products (SPWPs) in ITTO producer and consumer countries. SPWPs are products which are composed of roundwood (logs) that have already undergone a primary conversion to sawnwood, veneer, plywood and other intermediate products.

SPWP Data Sources and Trade Classification

The SPWP trade data presented here was extracted from the COMTRADE database, which at the time of preparation contained time series of trade statistics up to 2018 for most ITTO producer and consumer countries. This chapter is based on trade value data for 2011-2018 that is summarized in Table 5-1 and Table 5-2 in Appendix 5.

The primary categories of tropical SPWP in trade are wooden furniture and parts (the major category, accounting on the average for almost two thirds of trade values); builders' woodwork (joinery and carpentry); other SPWPs (packing, wooden boxes, etc.; casks, barrels, vats and other cooper's products; picture frames; table/kitchenware and other articles for domestic/decorative use; and tools, handles, brooms and other manufactured products); mouldings (continuously shaped or profiled wood, including mouldings, unassembled strips and friezes for parquet flooring, beaded wood, dowels, etc.); and cane and bamboo furniture and parts.

This analysis includes only those products explicitly specified as including wood, or non-wood forest products such as bamboo and rattan. It should also be noted that tropical and non-tropical SPWPs are not differentiated in the trade statistics and monitoring the trade of tropical SPWP items is therefore inherently difficult.

Secondary Processed Wood Products Trade Overview

Major importers of SPWPs

The value of total ITTO imports of secondary processed wood products - nearly 63 percent of which was wooden furniture and parts - totalled about $94.3 billion in 2017 and accounted for 86 percent of global imports of SPWPs. ITTO consumer countries imported the bulk of the shipments, accounting for about 95 percent of ITTO imports. Most of the trade was between consumer countries, which also accounted for most (81 percent) of the export value. The bulk of import demand has been in the advanced economies – predominantly the United States, EU countries and Japan – with Australia, China, Hong Kong S.A.R. and the Rep. of Korea also being important import markets.

Import growth trends over the last decade reflect trends in housing starts and consumer spending in ITTO consumer countries, as well as the relative competitiveness of imported compared with domestically produced products. ITTO SPWP imports recovered from a low in 2012 but the recovery was short lived and imports dropped in 2015 to $87 7 billion. In 2016, imports picked up and have grown year-on-year, reaching $95.1 billion in 2018. The United States, Japan, and EU countries (Germany, France, and the United Kingdom) were still the main country importers. United States' imports amounted to $30.1 billion in 2018, 6 percent more than the previous year, and accounted for one-third of ITTO consumer imports and 32 percent of ITTO total imports. EU-28 countries imported SPWPs valued at $42.2 billion, which was about the same level as the previous year. Germany was the largest EU consumer with $8.7 billion of imports, down 2 percent on the previous year. France and the United Kingdom imported about $6.3 billion and $6.1 billion respectively in 2018, about the same levels as the previous year. Data was unavailable for Japan for 2018.

Imports of SPWPs by ITTO producer countries totalled $4.4 billion in 2018, accounting for only 5 percent of ITTO total imports. India, Malaysia, Mexico, the Philippines, Indonesia, Thailand and Viet Nam were the major tropical importers of SPWPs.

Imports of SPWPs in the rest of the world (non-ITTO countries) have declined year-on-year since 2014, with imports dropping to $15.6 billion in 2018. The major non-ITTO importers of SPWPs in 2018 were Canada, Saudi Arabia, United Arab Emirates, the Russian Federation, Singapore, Iraq, South Africa and Israel.

Major exporters of SPWPs

Exports of SPWPs have undergone considerable change by supply source, with substantial growth in exports from China and Viet Nam over the last decade which have more than compensated for relatively subdued export growth from developed economies. The export trends reflect changes in the relative export competitiveness of supplying countries. In 2015 and 2016 growth in exports slowed in all the major SPWP exporting countries, except for Viet Nam. Total ITTO exports picked up in 2017 and 2018, reaching $104.2 billion in 2018, 3 percent more than the previous year. ITTO consumers exported $84.6 billion of SPWPs in 2018, 3 percent more than the previous year, and accounted for 81 percent of ITTO producer and consumer exports. China has been the world's largest SPWP exporter since 2013, with exports totalling 32.3 billion in 2018 and accounting for 32 percent of all ITTO consumers' exports. The EU's aggregate SPWP exports totalled $47.3 billion, increasing by 6 percent between 2017 and 2018. Poland, Italy and Germany were the major exporters in the EU-28 and supplied 20 percent, 15 percent and 17 percent respectively of EU-28 exports by value in 2018.

ITTO producers accounted for 19 percent of ITTO's SPWP exports in 2018, with exports increasing year-on-year over the last decade, reaching 19.6 billion in 2018. Asia-Pacific was still the dominant ITTO producer region, accounting for more than 83 percent of ITTO producers' SPWP exports, followed by Latin America (17 percent). African SPWP exports continued to remain at very low levels (less than 1 percent). Viet Nam accounted for 39 percent of ITTO producers' exports in 2018, expanding its exports by 5 percent to $7.6 billion. Malaysia's and Indonesia's exports amounted to $2.5 billion and 3.4 billion respectively in 2017 although data was unavailable for 2018. The other major ITTO producer exporters of SPWPs in 2018 were Brazil, the Philippines, Thailand, Mexico and India.

Wooden Furniture and Parts

Wooden furniture and parts is the major SPWP item traded globally and constitutes about two-thirds of the value of SPWPs traded among ITTO producer and consumer countries. Imports and exports of wooden furniture and parts from 2011-2018 by value are shown in Appendix 4, Table 5-1 (by ITTO consumer country), and Table 5-2 (by ITTO producer country). The major directions of trade in wooden furniture and parts from China and tropical producer countries in 2018 are shown in Figure 3.1.

Figure 3.1: Major Trade Flows: Wooden Furniture from China and ITTO Producer Countries, 2018 ($ billion)

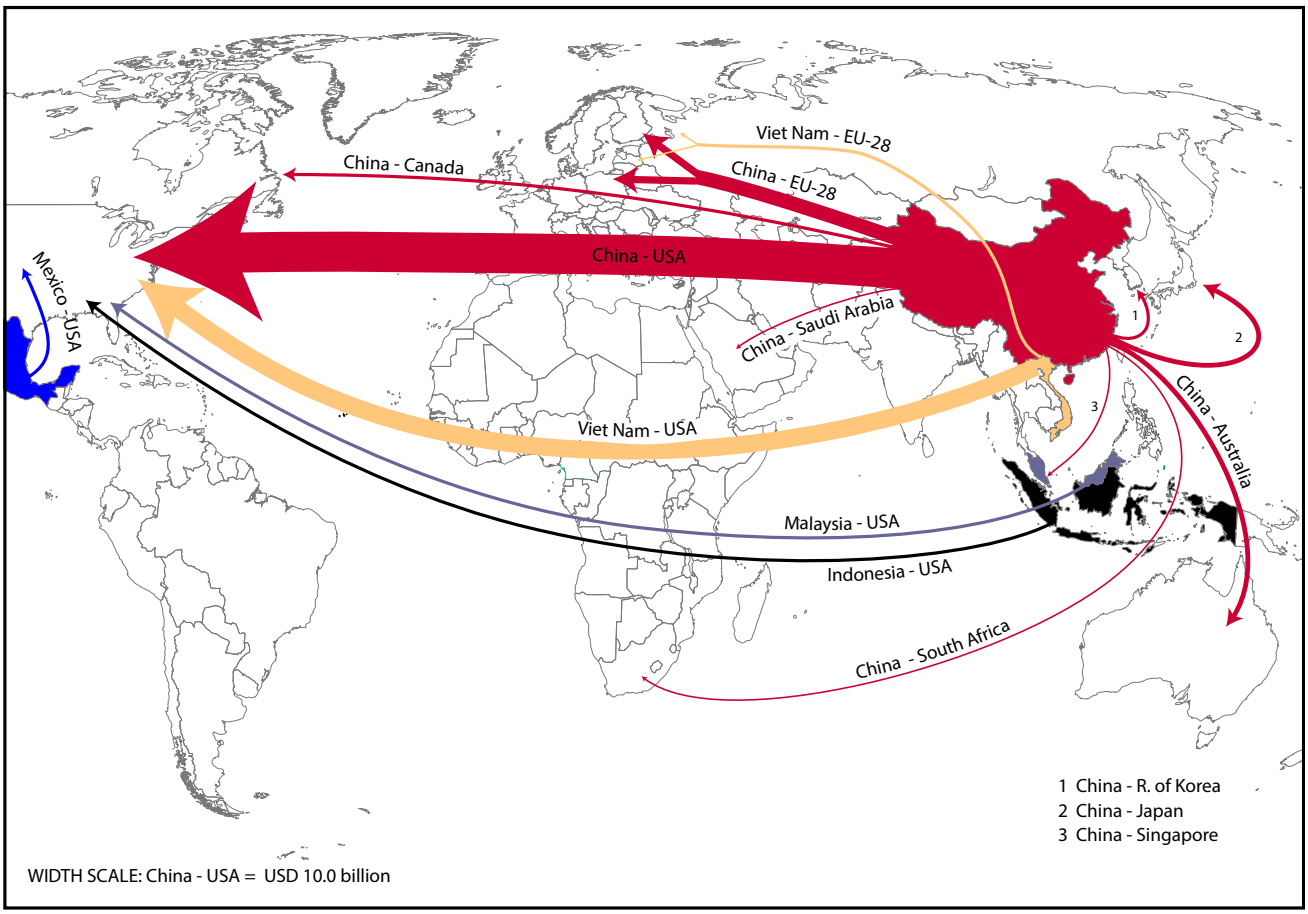

Source: COMTRADE
Note: Major trade flows include annual trade greater than $370 million.

Exports of wooden furniture and parts

World export trade of wooden furniture amounted to $59.8 billion in 2011 and grew in the following years to $70.1 billion in 2014, then contracted by 4 percent in 2015. The contraction was mostly due to the depreciation of some major currencies in relation to the $US. Trade remained at that level in 2016. In 2017, trade grew by 4 percent and is expected to further increase by 4 percent in 2018 to $72.1 billion.

ITTO members exported $67.3 billion worth of wooden furniture and parts in 2018, a slight increase on the previous year. Exports by consumer countries accounted for 75 percent of world exports and most of the trade was between consumer countries. In 2018, China accounted for 34 percent of ITTO exports, EU-28 countries 43 percent, and Viet Nam 10 percent. Overall, ITTO countries accounted for 93 percent of world exports of wooden furniture and parts in 2018.

China continues to dominate the global trade in wooden furniture and parts, with exports valued at nearly four times that of the second largest exporter Viet Nam. Growth in China's exports to 2015 was rapid. Although exports slowed in 2016 they recovered in 2018 to the same level as the peak in 2015 at $22.9 billion. Wooden furniture, particularly wooden bedroom furniture, which is China's largest wood product export item, accounts for nearly three-quarters of China's SPWP exports by value. China's tropical wooden furniture exports have been strongly competitive in price sensitive markets even though the value of China's exports has been continuing to grow at a faster rate than the quantity of exports, indicating an expanding proportion of higher value items in the product mix.

In 2018, the United States, Japan and the United Kingdom were China's largest country markets (Figure 3.2), accounting for 44 percent, 6 percent and 5 percent respectively of total export value. Exports to ASEAN countries (assisted by the China-ASEAN Free Trade Agreement) and the Middle East (especially Saudi Arabia and United Arab Emirates) have risen considerably. Australia, Singapore and EU countries (particularly the United Kingdom but also Germany, France and the Netherlands) are also important destinations although China's export destinations have

Figure 3.2: China exports of wooden furniture, by major importing country, 2000-2018

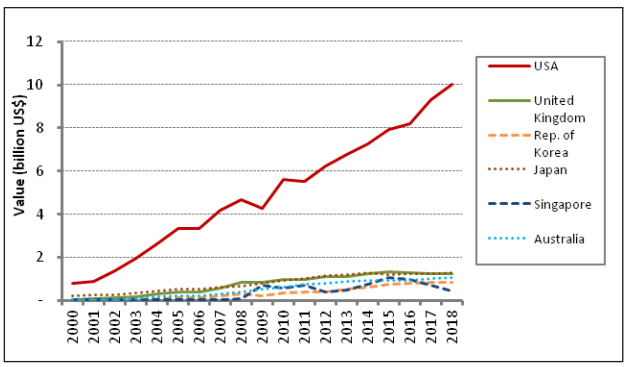

Source: COMTRADE

been widespread. China's exports of wooden bedroom furniture to the United States have been subject to anti-dumping duties since 2005. Successive reviews by the US International Trade Commission have determined that the duties will remain in place, assessing US furniture manufacturers to be disadvantaged if the duties were revoked. The duties have resulted in the relocation of some manufacturers, particularly foreign-owned enterprises operating in China, to Viet Nam. Some production was also diverted to items which are not subject to anti-dumping measures, such as seats with wooden frames. Despite the duties, exports to the US have continued to increase, reflecting continued growth in consumer confidence and housing starts in the US since 2011. However, exports to the US will be expected to slow in 2019 in response to the recently imposed tariffs on Chinese furniture imports (among other products) by the United States which is the major export market[74]. China's exports of wooden furniture to EU countries had been affected by weakening of EU currencies during 2017 and 2018, although the situation reversed from October 2018, with the euro strengthening against the Chinese yuan to April 2019.

According to the China Furniture Association, wooden furniture accounted for 64 percent of China's furniture production output value in 2017. Production has been affected by rising costs of labour, raw materials and other factors which have been pushing up the costs of furniture manufacturing in China. The industry has also been affected by domestic regulations on environmental protection and safety which have resulted in many SMEs ceasing operation or re-tooling to meet the new requirements. Although environmental protection taxes have been levied in many of China's provinces, more stringent environmental regulations, introduced in 2018, have pushed up manufacturers' production costs, which have also been affected by rising labour, raw material and logistics costs. In Guangdong Province, for example, output dropped in the first quarter of 2018 following the closure of plants that were unable to comply with stricter environmental regulations and that were technically deficient[75]. The decline in competitiveness of China's furniture manufacturing has resulted in a rise in the pace of furniture imports and these are expected to increase over the coming years. Although the number of domestic furniture enterprises in China has been increasing and reached 6 217 in 2018, about 15 percent of these were assessed as unprofitable in 2018[76]. Producers have been refocusing on the domestic market in response to steady growth in incomes and government policy measures to boost domestic consumption's share of the economy but the recent slowdown in the domestic economy has affected domestic consumption levels. Although data on wooden furniture consumption in China is unavailable, an estimate of production of wooden furniture, valued at $104.8 billion in 2016, suggests that consumption is relatively high, valued at nearly $82 billion[77].

EU-28 countries exports of wooden furniture and parts have grown year-on-year since 2015 and reached $28.8 billion in 2018. However, exports have been reportedly slowing in the latter part of 2018 in response to slowing economic activity in the EU in the second half of 2018 as political tensions and uncertainty over fiscal policy and Brexit reduced business and consumer confidence in some Member States[78]. Poland, Italy and Germany were the major exporters although given the relatively low levels of imports of tropical primary wood products in Poland and Germany it can be assumed that their production and exports of tropical wooden furniture is minimal. EU-28 exports to countries outside the EU are predominantly to Switzerland, the United States, Norway and Russia.

EU domestic manufacturers have been dominant in the European market, accounting for 85 percent of all furniture supplied within the EU according to estimates by the ITTO-funded FLEGT Independent Market Monitor (IMM). The growth in intra-EU trade has been driven by increased market integration within the EU, the shift in manufacturing from higher cost countries in the western EU to lower cost eastern locations, particularly Poland, and the growing presence and influence of large-scale retailing chains operating at cross country level, most notably IKEA. More wooden furniture imports into the EU from outside the region are also now being routed through the Netherlands. The drive towards greater integration of the EU furniture market and access to relatively lower cost manufacturing locations in the eastern EU partly explains the continuing dominance of EU-based manufacturers in the region. The progressive migration of European furniture sales online is also tending to favour local manufacturers who are better placed to meet the short lead times demanded by internet retailers and consumers[79].

Italy is the largest producer and exporter of tropical wood furniture in the EU, and is the world's fourth largest exporter of wooden furniture valued at $5.51 billion in 2018. Exports have grown year-on-year since 2015, when exports had dropped to a low at $5.19 billion. However, export levels are still significantly lower than before the onset of the global economic crisis in 2009. A slowdown in growth of the Italian economy in 2018 has impacted both domestic consumption and investment in the sector although exports are expected to continue to grow in 2019[80]. The Italian furniture industry has undergone a major process of acquisitions and closures in recent years. The remaining companies have focused heavily on cost reduction through use of technology and on export market development, building on strong brands and design knowledge.

ITTO producer countries exported wooden furniture and parts valued at $13.1 billion in 2018, 19.5 percent of total ITTO exports. Figure 3.3 shows the major producer country exporters of wooden furniture and parts from 2000 to 2018.

Viet Nam is the largest producer country exporter and ITTO's second largest exporter of wooden furniture and parts in 2018, with exports valued at $6.88 billion. Although domestic consumption has been increasing in response to rapid urbanisation and income levels, the bulk (about 90 percent) of production is exported. Over the last decade the growth of Viet Nam's wooden furniture industry has been rapid. This has been due to: increasing global demand for lower cost furniture; the global sourcing policy of large-scale retailers (e.g. IKEA); WTO membership; the country's political and macroeconomic stability; relatively low labour and production costs; quality

[74] Office of the United States Trade Representative 2018. *Request for Comments Concerning Proposed Modification of Action Pursuant to Section 301: China's Acts, Policies, and Practices Related to Technology Transfer, Intellectual Property, and Innovation.* Available at: https://ustr.gov/sites/default/files/301/2018-0026%20China%20FRN%207-10-2018_0.pdf

[75] ITTO Tropical Timber Market Report 22:9, 1-15 May 2018.

[76] ITTO TTM Report 22:21, 1-15 November 2018.

[77] CSIL 2017. *World Furniture Outlook 2017/2018.* Available at: https://www.worldfurnitureonline.com/PDF/press-release/W0_July17_PR.pdf

[78] ITTO TTM Report: 23:6, 16 – 31 March 2019

[79] ITTO TTM Report: 23:6, 16 – 31 March 2019

[80] World Furniture International Market Review 2018. *Insight into the world market for furniture.* March 2018. Available at: https://www.worldfurnitureonline.com/PDFres/2019_WF081/#p=10

Figure 3.3: Major Tropical Exporters of Wooden Furniture and Parts

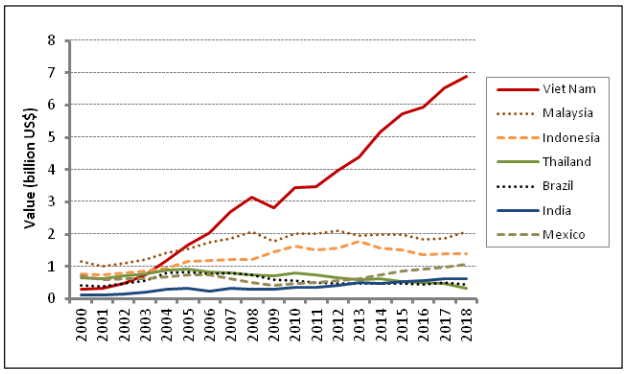

Source: COMTRADE

craftsmanship; easy access to global shipping; and a relatively good export-oriented infrastructure and business environment[81].

Viet Nam has become a preferred production centre for furniture in Southeast Asia and has attracted regional and overseas investments. Viet Nam has recently been advantaged by growing wages in China, with more Chinese manufacturers shifting their production to this country. Chinese enterprises have also taken advantage of preferential tariffs (0-4 per cent) offered to enterprises from Viet Nam in major export markets. About one-third of 500 foreign-invested wooden furniture enterprises in Viet Nam are from China and Taiwan P.O.C.[82]. A number of foreign enterprises from the Rep. of Korea, Thailand, UK, Japan, and Malaysian enterprises have also relocated to Viet Nam.

Figure 3.4: Viet Nam exports of wooden furniture by major importing country, 2000-2018.

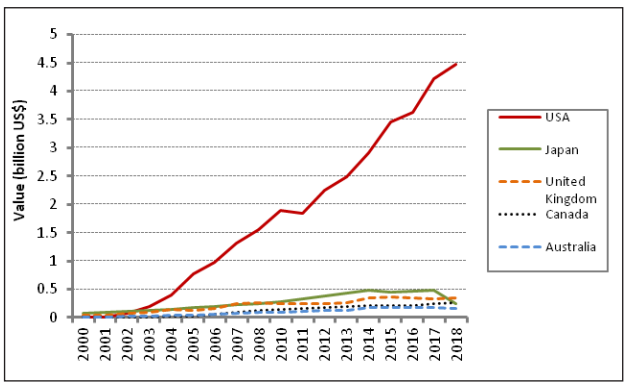

Source: COMTRADE

Exports from Viet Nam to the USA accounted for over 65 percent of the total export value in 2017[83], followed by the United Kingdom (5 percent) and Canada (4 percent). Growth in exports to the US market has been assisted by the anti-dumping measures imposed on imports from China of some wooden furniture items, which had resulted in the relocation of many foreign-owned furniture enterprises to this country. About half of Viet Nam's exports are reported to be from foreign enterprises and this trend is likely to continue with further tariffs imposed on China's wooden furniture exports to the US. However, Vietnamese furniture exporters will be vulnerable to any restrictive trade measures imposed by the United States to protect its domestic furniture industry and Vietnamese exporters had already begun to explore mechanisms to improve their cost competitiveness when the restrictive tariffs were applied[84].

A proliferation of Free Trade Agreements and laws aimed at improving the investment climate and reducing complexities in doing business in Viet Nam, which will take effect in 2018 and 2019, are expected to result in more foreign investment in the furniture sector[85]. The Comprehensive and Progressive Agreement for Trans-Pacific Partnership (CTPP) will also allow low tariff access to other member countries, including major consumers Japan, Australia, Singapore and Canada. In addition to relatively low wage rates compared with China, Malaysia and other countries in Asia, Viet Nam's wooden furniture makers also benefit from having access to a large and relatively well-educated workforce. However, labour costs are expected to rise in response to the labour reforms required to meet the requirements of upcoming Free Trade Agreements[86].

The EU-Vietnam FTA (EVFTA), which is expected to be implemented in 2019, will reduce tariffs on wooden furniture and handicrafts to zero. It will also reduce EU duties on wood-processing machinery exports from the EU to Viet Nam thereby making them more affordable to Viet Nam suppliers[87]. However, further expansion of the EU market will depend on progress towards implementation of a voluntary partnership agreement (VPA) which was signed in October 2018 but has not yet been ratified. The scope of the VPA includes wooden furniture[88].

Viet Nam's furniture industry has been heavily dependent on imported raw material although the government has been promoting plantation development to meet a large proportion of domestic demand. However, the capability of domestic resources to replace imported raw materials in the furniture industry is unknown, with the availability of data on domestic resources being unavailable.

Malaysia and Indonesia were also important ITTO producer country exporters of wooden furniture and parts, with exports totalling $2.1 billion and $1.4 billion respectively in 2018. Both countries export a significant proportion of their wooden furniture production (82 percent and 74 percent respectively). Malaysia's exports have recovered from a low in 2016 and 2017, when the furniture industry faced many challenges such as rising labour costs and labour shortages, resulting from restrictions on the hiring of foreign workers, as well as intense competition from Viet Nam and other low-cost producers.

[81] Castellina G. 2017. *Vietnam, The new Asia Furniture Dragon.* Available at: https://www.linkedin.com/pulse/vietnam-new-asian-furniture-dragon-giovanna-castellina

[82] VietnamNet 2017. *Wooden furniture manufacturers see great opportunities in 2017.* Available at: http://english.vietnamnet.vn/fms/special-reports/175653/wooden-furniture-manufacturers-see-great-opportunities-in-2017.html

[83] There are large discrepancies in the reported trade between the USA and Viet Nam suggesting that data for Viet Nam is tentative.

[84] Uyen N., Boudreau J. 2017. *Trump Trade Threats Force Export-Dependent Vietnam to Pivot.* 7 April 2017. Available at: https://www.bloomberg.com/politics/articles/2017-04-06/trump-s-trade-threats-forcing-export-dependent-vietnam-to-pivot

[85] Viet Nam Briefing 2018. *Vietnam: New Laws to be in effect in 2018.* Available at: http://www.vietnam-briefing.com/news/vietnam-new-laws-to-be-in-effect-in-2018.html/

[86] Viet Nam Briefing 2018. *Labor Market Trends in Vietnam.* Available at: https://www.vietnam-briefing.com/news/labor-market-trends-vietnam.html/

[87] Hinrich Foundation 2018. *Vietnam Sourcing. Wooden furniture 2018.* Available at: http://newsourcingmarkets.com/vietnam-sourcing-wooden-furniture-2018/#vietnam-wooden%20furniture-industry-composition

[88] EU FLEGT 2019. *Vietnam-EU Voluntary Partnership Agreement.* Available at: http://www.euflegt.efi.int/q-and-a-vietnam

Most of **Malaysia**'s furniture production is wooden furniture, and 80 percent is produced from rubberwood and is stained in dark colours for export to the USA, Middle East and, to a lesser extent, EU markets. With concerns about the availability and escalating prices of sawn rubberwood (as demand in China had risen), a ban on export of sawn rubberwood was introduced in 2017 but the availability of rubberwood remains limited. The lack of skilled workers in the industry has also been a major concern. A levy on foreign workers was relaxed in early 2018 but reinstated in October 2018, but according to Malaysia's Human Resources Ministry, a new levy system is expected to be implemented in 2020[89]. In contrast to other tropical producers, most of Malaysia's wooden furniture production is based on relatively low-cost raw materials such as rubberwood, MDF and particleboard, making Malaysian exporters cost competitive relative to other suppliers.

Indonesia's exports have contracted since 2014, in response to the relocation of several large, foreign-owned furniture enterprises to Viet Nam due to Indonesia's high logistics costs, higher minimum wages and Indonesian workers' low productivity[90]. The industry has been targeted for significant expansion because it is labour intensive and will create employment. The government aim is to grow the industry by 12 per cent to 16 per cent in 2018, with a proposed export value of US$2 billion[91]. However, production targets have reportedly been impaired by inadequate raw material supplies, bureaucratic hurdles (permit constraints and complicated regulations) and difficulties in SMEs conforming to the legality requirements of the Timber Legality Verification System (SVLK) scheme. Indonesian exports of FLEGT-licensed wooden furniture products have been expected to improve the competitiveness of Indonesian furniture in EU markets in the long term, by demonstrating that producers are meeting the demand for verified legal and sustainable wood products. This initiative has not yet resulted in any significant growth in the EU market although analysts note that exporters will also need to address wider competitiveness issues to increase market share, such as pricing, logistics, processing efficiency, innovation and marketing[92].

Indonesia's exports to the EU are mainly of low-end, mass-produced, plantation teak outdoor furniture. Other niches include high-end outdoor furniture designed and distributed under EU brands, and locally designed Indonesian indoor furniture using teak, mahogany (*Toona sureni*), mango wood, munggur (Indonesian redwood) and acacia, which competes directly with furniture sourced from India[93]. Viet Nam is the major competitor with Malaysian and Indonesian outdoor furniture but is regarded by EU importers as technically more evolved than most other Asian producer countries and increasingly able to supply products to high European quality standards. Indonesia also competes with Thailand in the supply of plantation teak furniture.

Both Malaysia and Indonesia's exports are predominantly to the United States, Japan and the EU, and both countries compete with Viet Nam in the labour-intensive, lower-cost handmade furniture sector.

In the Latin America/Caribbean producer region, **Mexico**'s wood furniture exports have increased steadily, totalling $1.057 billion in 2018. In contrast, **Brazil's** furniture industry has fluctuated over the last decade in response to exchange rate volatility and amounted to $438 million in 2018. In 2018, the industry's competitiveness had been affected by higher freight, power and raw material costs and reduced demand in some traditional markets such as Argentina and Paraguay.

Imports of wooden furniture and parts

Figure 3.5 shows the major importers of wooden furniture and parts from 2000-2018. ITTO consumer members imported $56.6 billion in 2018, accounting for the bulk (96 percent) of ITTO total imports. The major import markets for tropical hardwood furniture are the developed economies - notably the United States, EU-28 countries and Japan - with the United States accounting for nearly 36 percent of ITTO imports of wooden furniture in 2018 by value.

Figure 3.5: Major Importers of Wooden Furniture and Parts

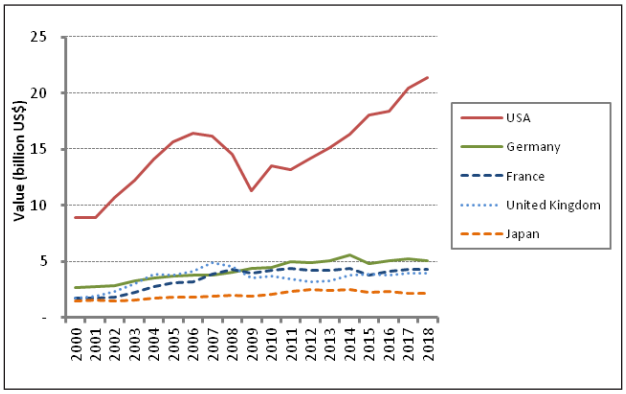

Source: COMTRADE

World demand for wooden furniture follows trends in housing starts and consumer spending in consumer economies. Import trends in major wooden furniture producing countries have also been affected by the relative competitiveness of imported, compared with domestically produced furniture products.

A significant proportion of wooden furniture imports to the **United States** are from tropical supplying countries, particularly Viet Nam, Indonesia, and Malaysia, along with China. Growth in furniture consumption since 2009 has been driven by sustained increases in housing starts since 2010, lower unemployment and growing consumer confidence. Since 2011, the USA has experienced year-on-year growth in wooden furniture imports in value terms, with a significant increase from Viet Nam and China. Imports reached 20.4 billion in value in 2017 and were expected to increase further to 21.4 billion in 2018, reflecting sustained economic growth and strong consumer confidence.

EU-28 aggregate imports of wooden furniture had grown between 2015 and 2017, reaching $25.3 billion in 2017, but are expected to contract slightly in 2018. Imports of wooden furniture from outside the EU-28 only represent a small proportion of EU furniture supply and a significant proportion

[89] Human Resources 2019. *Malaysia to have multi-tier foreign worker levy system, effective 1 Jan 2020.* Available at: https://www.humanresourcesonline.net/malaysia-to-have-multi-tier-foreign-worker-levy-system-effective-1-jan-2020/

[90] Indonesia Investments 2017. *Furniture Exports Indonesia under Pressure, Companies Move to Vietnam.* 3 March 2017. Available at: https://www.indonesia-investments.com/news/todays-headlines/furniture-exports-indonesia-under-pressure-companies-move-to-vietnam/item7654?

[91] Global Business Guide Indonesia 2018. *Indonesia's Furniture Industry: Competitive Advantages Hampered by Bureaucracy.* Available at: http://www.gbgindonesia.com/en/manufacturing/article/2018/indonesia_s_furniture_industry_competitive_advantages_hampered_by_bureaucracy_11859.php

[92] ITTO Tropical Timber Market Report 22:5, 1-15 March 2018.

[93] ITTO Tropical Timber Market Report 22:2, 16-31 January 2018.

of EU imports are from intra-regional suppliers, with Eastern European suppliers (particularly Poland), playing an increasing role in EU production and trade.

Imports from extra-regional suppliers are mainly from China and tropical supplying countries - Viet Nam, Indonesia, Malaysia and India (Figure 3.6). EU-28 countries' imports from China, the largest extra-regional supplier, declined year-on-year from 2014 to 2016, rebounding in 2017. In 2018, imports from China reached $3.6 billion, 14 percent of the EU's total wooden furniture imports. China's competitiveness in EU markets has been impeded in recent years by rising furniture prices, which have been affected by rising production costs and lower production levels in China in 2018 (in response to pollution control laws), growing Chinese domestic demand, quality control issues and the difficulty of some Chinese exporters to obtain legality assurances required for EU Timber Regulation conformance[94]. China and other extra-regional suppliers are also now competing with a relatively low cost and highly automated furniture manufacturing sector in Eastern Europe which is able to provide shorter delivery times to EU markets.

EU-28 imports from the major tropical supplying countries have followed a similar trend to China, contracting in 2016 and picking up in 2017 and 2018. In addition to the increasing supply of domestic wooden furniture and competition from Chinese suppliers, tropical suppliers to EU markets have faced several challenges including a strong fashion for temperate woods, growing cost competitiveness of the EU furniture producers, and market prejudice against tropical timbers. Species preferences in EU furniture consumption are strongly influenced by fashion trends, with an evident shift away from traditional, long-lasting hardwood furniture to low-cost, semi-disposable furniture which caters for younger consumers[95]. Indonesia is the only tropical supplier currently exporting FLEGT-licensed furniture to EU markets, although a survey examining the impact of FLEGT licensing in the EU furniture sector by the FLEGT Independent Market Monitor (IMM) concluded that licensed timber alone will not reverse the trends that are negatively impacting on tropical wood in Europe. However, IMM concludes that FLEGT-licensing could play a role in building confidence in tropical timber in a wider strategy that might help maintain market share[96].

Figure 3.6: EU-28 imports of Wooden Furniture and Parts from China and major tropical suppliers

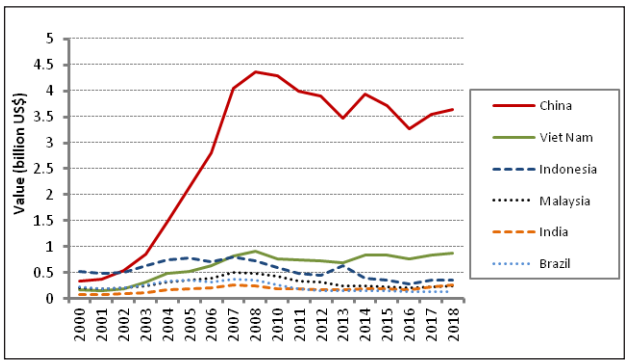

Source: COMTRADE

EU-28 imports of wooden furniture have predominantly been to Germany (20 percent), France (17 percent), United Kingdom (16 percent), the Netherlands (9 percent), Austria (5 percent) and Belgium (4 percent), with the United Kingdom and the Netherlands having a higher proportion of extra-EU imports in consumption. The uncertainty of the outcome of negotiations for the United Kingdom to leave the EU has continued in early 2019 and is expected to have consequences for the EU wooden furniture sector, with continued uncertainty regarding the effects on consumption, the business environment, exchange rates and potential tariff and non-tariff trade barriers.

Japan's wooden furniture imports dropped by 5 percent in 2017 to $2.2 billion, and are expected to remain at a similar level in 2018. Imports by ITTO producer countries remained small compared with major ITTO consumer countries, accounting for only 4 percent of imports by ITTO members. Although ITTO producer import levels have more than doubled since 2009, growth has declined since 2014. Major ITTO producer importers in 2018 were India, Malaysia, Mexico, the Philippines and Thailand.

Imports of wooden furniture and parts by **non-ITTO member countries** accounted for 16 percent of global imports and amounted to $10.9 billion in 2018, 2 percent less than 2017. The major non-ITTO importers in 2018 were Canada, Saudi Arabia, United Arab Emirates, the Russian Federation and Singapore, with North African and Middle Eastern countries also being important destinations.

Builders' Woodwork and Joinery

Builders' woodwork and joinery is a major SPWP traded item which includes windows, doors and their frames, assembled flooring panels, parquet panels, concrete shuttering, shingles and shakes, posts and beams. Demand for builders' woodwork and joinery is derived from demand for residential and non-residential construction, including renovation and repairs.

Exports of builders' woodwork and joinery

World exports of builders' woodwork and joinery recovered from a low in 2015 of $14.2 billion, growing year-on-year to reach $15.5 billion in 2017 with no significant change in export levels in 2018. Most of the exports by ITTO member countries (81 percent) are from ITTO consumer countries and a significant proportion of the trade is non-tropical. China, Poland, Austria and Germany were the leading exporters in 2018, supplying 44 percent of ITTO exports. However, apart from China, the bulk of their exports are assumed to be from non-tropical sources, given their significant domestic resources of softwoods and temperate hardwoods and relatively small volume of imports of tropical hardwood primary products.

China's exports of builder's woodwork and joinery have declined year-on-year from a peak in 2014, dropping to $1.6 billion in 2018, 18 percent less than the previous year. Exports in 2018 were predominantly to the United States (37 percent), Japan (11 percent), Hong Kong S.A.R. (9 percent), Germany (8 percent) and the United Kingdom (11 percent) and the major product items were doors (54 percent), windows (13 percent) and assembled flooring (13 percent). Although China imports large volumes of tropical primary products (see chapter 2), the proportion of tropical to non-tropical items in China's exports of builders' woodwork and joinery is unknown. China's domestic consumption of builders' woodwork and joinery has risen considerably and manufacturers have been targeting second

[94] ITTO TTM Report 23:1, 1-15 January 2019.
[95] UNECE 2018. *Forest Products Annual Market Review 2017-2018*. Available at: http://www.unece.org/fileadmin/DAM/timber/publications/FPAMR2018.pdf
[96] FLEGT IMM 2018. *FLEGT-licensing and EUTR impact on European tropical timber procurement*. Available at: http://www.flegtimm.eu/index.php/newsletter/imm-surveys-interviews/110-flegt-licensing-and-eutr-impact-on-european-tropical-timber-procurement

and third-tier cities as the main urban areas have become oversupplied. In November 2018, export tax rebates were increased for a number of SPWPs, including wood windows and frames, and laminated and wood composite flooring, which will assist the export competitiveness of the window and flooring industries which have been affected by rising production and labour costs, high taxes and fees and declining domestic sales.

In 2018, exports of builders' woodwork and joinery from **ITTO producer countries** were valued at $2.2 billion, the same level as the previous year. The bulk of exports (82 percent) were from Asia-Pacific producer countries and most of the remainder from the Latin America/Caribbean region (Figure 3.7). **The Philippines** supplies over 36 percent of producer country exports and its exports have grown considerably in recent years, from $301 million in 2009 to $791 million in 2018. Exports have been driven by demand in East Asian countries, notably Japan and China, although there are large discrepancies between the trade volumes reported by the Philippines and Japan. **Indonesia, Malaysia, Brazil and Viet Nam** were also important tropical exporters in 2017 and 2018, with exports in 2018 valued at $394 million, $301 million, $274 million and $243 million respectively. In contrast to the Philippines, Indonesia exports significant quantities to the United States and EU destinations and export trends reflect demand levels in those markets.

Fig. 3.7: Major Tropical Exporters of Builder's Woodwork and Joinery

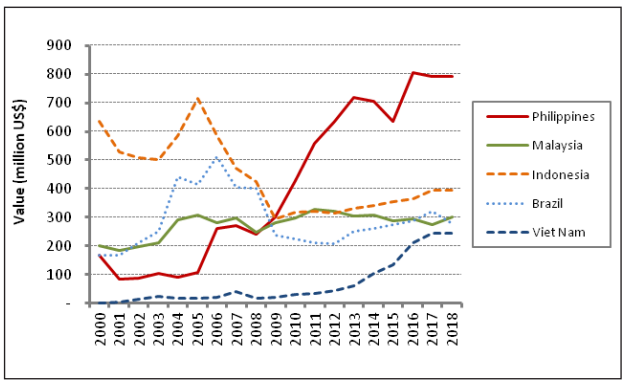

Source: COMTRADE

Imports of builders' woodwork and joinery

Total ITTO imports of builders' woodwork and joinery in 2018 were valued at $13.1 billion, down marginally from the 2017 level, with ITTO consumer countries accounting for almost all the imports.

Figure 3.8 shows the major importers of builders' woodwork and joinery from 2000 to 2018. The **United States** is the world's largest country importer and imported $2.3 billion and $2.4 billion in 2017 and 2018 respectively. Imports have followed trends in US residential housing starts and home renovations, which have had sustained growth since 2009. Although the U.S. economy grew at a faster pace than expected in the first quarter 2019, housing starts had reached a 2-year low with some of the weakness in homebuilding reflecting disruptions caused by massive flooding in the Midwest. Wood's share of the window and door market is expected to continue to be threatened by relatively low-cost plastic windows and doors. Preliminary data also shows that US imports of hardwood flooring had declined in early 2019, with year-to-date (January-March) imports from China down by 41 percent and imports from Malaysia also falling sharply after several strong months[97].

[97] ITTO TTM Report 23:9, 1-15 May 2019.

Figure 3.8: Major Importers of Builders' Woodwork and Joinery

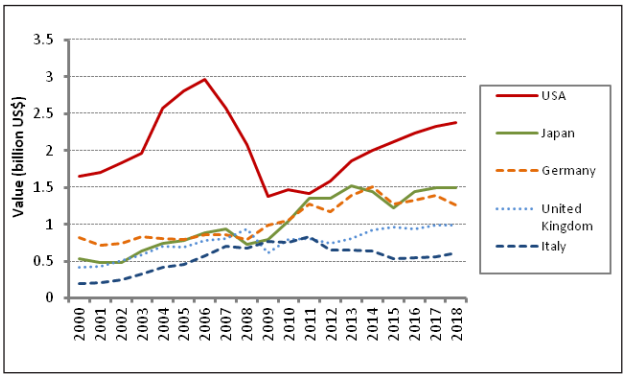

Source: COMTRADE

Japan was ITTO's second largest importer in 2018, with imports valued at $1.5 billion after rebounding from a low of 1.2 billion in 2015 when consumption had been affected by the implementation of an increase in consumption tax in 2014.

The **EU-28**'s aggregate imports in 2018 were $6.8 billion in 2018, accounting for over half of total ITTO imports. The largest country importers in the EU-28 were Germany ($1 263 million), United Kingdom ($994 million), Italy ($614 million) and France ($553 million). EU-28 imports of wooden windows and doors from outside the EU region were relatively low compared with consumption. The domestic European joinery sector is expected to continue to dominate supply to the EU market, which continues to be under pressure to maintain market share following innovation in plastics, metal and surfacing technologies. In the wood flooring sector, tropical suppliers have been losing market share to domestic suppliers in response to an increase in EU domestic production, preference for domestic species (particularly oak), the challenge for tropical suppliers to conform to the EUTR, and as competition from laminated flooring and other non-wood materials has intensified. EU flooring manufacturers have been improving their competitiveness in EU markets through innovation and marketing, assisted by the relative weakness of the euro and other EU currencies compared to the US dollar.

Imports of builders' woodwork and joinery by ITTO producer member countries amounted to $395 million in 2018, although this was only a small proportion (3 percent) of the ITTO total. The Philippines, Mexico and India were the only significant producer country market destinations.

Other Secondary Processed Wood Products

"Other SPWPs" are the second largest SPWP item and include a wide variety of products such as picture frames, tableware, kitchenware and other small wooden items, cable drums and pallets.

Exports of other SPWPs

Total ITTO exports of "other SPWPs" have grown since 2015, reaching $16.03 billion in 2018, up marginally on the previous year. The major part of the trade was between ITTO consumer countries which accounted for 86 percent of world exports in 2018. China remained the largest exporter of "other SPWPs" which were valued at $5.8 billion and accounted for 36 percent of world exports. EU-28 countries supplied 44 percent of ITTO exports, valued at $7.0 billion, with the most important exporters

being Poland ($1,440 million), Germany ($1,056 million), France ($735 million) and the Netherlands ($487 million).

The largest ITTO producer exporter of "other SPWPs" was Indonesia (Figure 3.9), which accounted for 35 percent of ITTO producer exports in 2018. Indonesia's exports escalated between 2009 and 2014 but slowed in 2015 and declined year-on-year to 2017. Vietnam ($279 million), India ($255 million) and Mexico ($222 million) were the other major tropical exporters in 2018. Aggregate exports by ITTO producers ($2.2 billion) were only 14 percent of world exports of "other SPWPs" in 2018.

Figure 3.9: Major Tropical Exporters of Other SPWPs

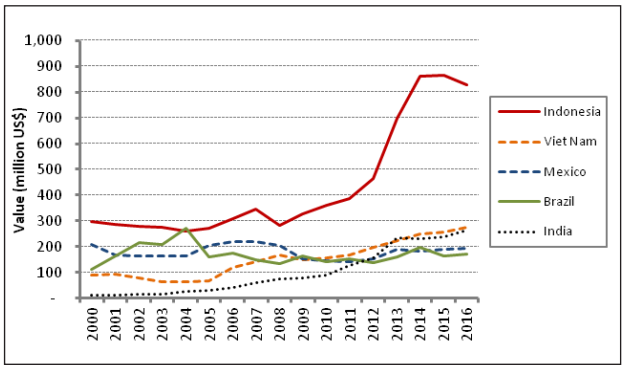

Source: COMTRADE

Imports of other SPWPs

In 2018, world imports of "other SPWPs" were valued at $14.9 billion, 5 percent more than the previous year. Imports by the United States, Germany and Japan were each more than $1 billion (Figure 3.10). The United States was still the major import market for "other SPWPs" in 2018, importing $3.6 billion worth (10 percent more than 2017), and accounting for 24 percent of total ITTO member imports of "other SPWPs". Germany's imports also increased (by 11 percent) in 2018 to $1.9 billion. Japan remained the third largest importer at $1.1 billion by value, although imports have remained at the same level since 2014.

Figure 3.10: Major Importers of Other SPWPs

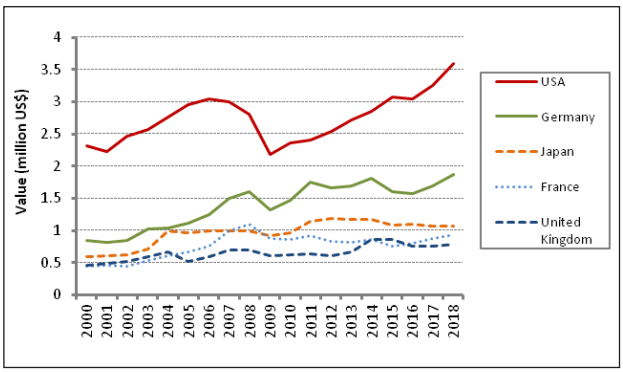

Source: COMTRADE

The EU-28 continued to be the most important region for "other SPWPs" imports, with aggregate imports of $7.6 billion in 2018, up 7 percent on the previous year and representing over half of aggregate ITTO imports. The most important EU-28 importers in 2018 were Germany, France and the United Kingdom, which imported $1.9 billion, $929 million and $787 million respectively. All countries' imports had increased year-on-year, by 11 percent, 6 percent and 5 percent respectively.

ITTO producer country imports of "other SPWPs" were valued at $743 million in 2015. Although imports have more than doubled since 2009, they only represent about 5 percent of world total imports. Mexico, Panama, Malaysia and India were the largest ITTO producer importers with imports of "other SPWPs" valued at $181 million, $84 million, $84 million and $64 million respectively.

Mouldings

Mouldings are defined as continuously shaped or profiled wood, including mouldings (interior fascia and skirting, exterior decking products, etc.), unassembled strips and friezes for parquet flooring, beaded wood, dowels, etc.

Exports of mouldings

Aggregate ITTO exports of mouldings totalled $4.6 billion in 2018, about the same level as 2017. ITTO consumer countries were less significant in the mouldings trade than other SPWP items, accounting for 63 percent of world mouldings exports.

Figure 3.11: Major Tropical Exporters of Mouldings

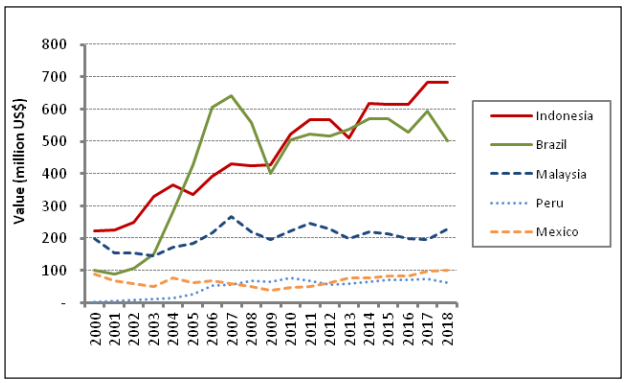

Source: COMTRADE

Mouldings exports by ITTO producers were valued at $1.7 billion in 2018 and remained at a similar level to 2017. The share of ITTO producers in world exports was 37 percent, which was significantly greater than for other SPWP items. At a regional level, Latin America and Asia-Pacific together accounted for almost all (99 percent) of ITTO producer country exports of mouldings in 2018, with the export value increasing year-on-year by 3 percent in the Asia-Pacific region and declining by 13 percent in Latin America/Caribbean.

China remained the single largest exporter of wooden mouldings by value. Although exports had rebounded in 2017 following a sustained decline since 2011, exports in 2018 contracted 7 percent from the 2017 level to $690 million. Indonesia was the world's second largest exporter and the largest ITTO producer country exporter with exports valued at $683 million in 2018, the same level as the previous year. Other important tropical exporters were Brazil and Malaysia.

In the Latin America region, Mexico and Peru were also important in the mouldings trade in 2018, and together with Brazil, they supplied 97 percent of the region's exports. Brazil and Mexico's exports are, however, predominantly softwood. Indonesia and Malaysia exported 92 percent of the Asia-Pacific's exports of

mouldings during the same year, while Viet Nam accounted for 5 percent of the region's exports.

Imports of mouldings

Mouldings imports by ITTO member countries totalled $5.0 billion by value in 2018, slightly more than the previous year. Most of the imports (93 percent), valued at $4.6 billion, were by ITTO consumer countries. The major importers in 2018 were the United States, France, Australia, Germany and Japan (Figure 3.12).

The **United States** continues to dominate ITTO mouldings imports, with US trade valued at 1.4 billion in 2018. From 2008 to 2014, import levels had been slowly recovering from the negative effects of the global financial and economic crisis which had led to a plunge in housing starts, but imports began to slow in 2015 and 2016, despite strong growth in housing starts in both years. In 2017 and 2018 imports picked up and reached $1.4 billion in 2018, the highest level since 2007. Brazil, China, Malaysia and Indonesia are the major suppliers of hardwood mouldings to the United States. An increase in mouldings demand is expected in 2019 based on continued growth in residential and non-residential construction and growth in home remodeling and renovation spending which is a significant market for SPWPs including mouldings. However, in the medium-term, economic growth is expected to be more subdued and housing starts are expected to slow, thereby reducing demand for mouldings. Wood, which is specified for its good aesthetics, low cost, and versatility, is expected to remain the leading material for mouldings and trim. However, competition from plastic and engineered wood continues to intensify as manufacturers improve the aesthetics of these products and homeowners and contractors increasingly favour these materials for their durability and low maintenance requirements.

Australia was ITTO's second largest importer with imports rising in 2017 to $341 million but contracting in 2018 to $294 million. **Japan**'s imports have fluctuated but have been trending downwards since 2011 and amounted to $254 million in 2018. Both countries' imports of hardwood mouldings were predominantly from the Asian region, particularly China, Indonesia, Viet Nam and Malaysia.

Figure 3.12: Major Importers of Mouldings

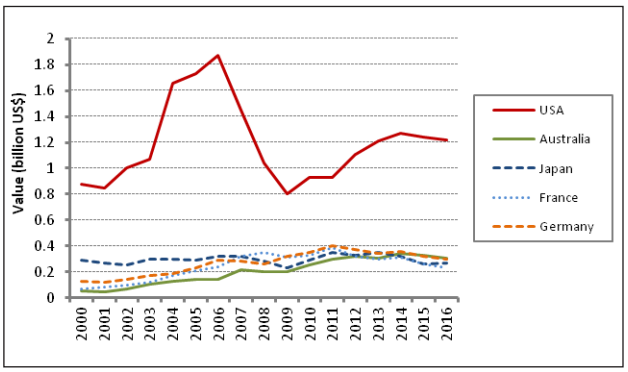

Source: COMTRADE

Mouldings imports in the **EU-28** region have grown year-on-year from a low in 2016, increasing 10 percent in 2017 to $1.81 billion and by 2 percent in 2018 to $1.85 billion. France was the largest importer in the region and ITTO's second largest importer in 2018, absorbing $294 million in 2018, 17 percent more than the previous year. In contrast, Germany's imports dropped by 11 percent to $292 million. Indonesia is the largest tropical supplier of mouldings to EU markets, with FLEGT licensing now offering an opportunity for Indonesia's suppliers to increase their market share.

The imports of mouldings by ITTO producers were only 7 percent of the world total, with the only major importers being Mexico, which imported nearly half of ITTO producers' imports in 2018.

Bamboo and Cane Furniture and Parts

Bamboo and cane furniture and parts have become important non-wood tropical forest product exports for many ITTO member countries and are therefore included in this report. Bamboo and cane furniture and parts includes seats of cane, bamboo, etc., furniture of other material like bamboo etc.

Exports of Bamboo and Cane Furniture and Parts

Exports of bamboo and cane furniture and parts totalled $3.3 billion in 2018, with 86 percent of world exports originating from ITTO consumer countries. Exports from ITTO consumer countries had grown rapidly from 2010 to 2014 when exports reached a peak of $3.9 billion before contracting in 2016 by 33 percent and remaining at relatively low levels in 2017 and 2018. Although China continues to dominate the trade, exports have more than halved since 2014 and amounted to $1,419 million in 2018 or 44 percent of ITTO exports. Italy, Poland, the United States, Viet Nam and Indonesia were also significant in the bamboo and cane furniture trade, with their total exports together accounting for 36 percent of the world's total.

From a regional perspective, Asia-Pacific producers accounted for the bulk (more than 60 percent) of ITTO producer and consumer country exports. Many Latin American and African countries are rich in bamboo and rattan resources but their exports are relatively small.

Indonesia has traditionally supplied the bulk of the global rattan resource, but the resource has been threatened by over-exploitation of some commercial species and expansion of palm oil plantations and mining activities which have led to reductions in the rattan resource. In 2012, the government imposed a ban on raw and semi-finished rattan exports in a bid to overcome raw material shortages at home that had affected the domestic rattan product industry, to maintain the threshold of sustainable rattan and forest resources, as well as to prevent the smuggling of certain types of rattan. Despite the ban, Indonesia's exports of cane and bamboo furniture have not increased significantly since 2011. In 2019, the government had considered lifting the ban on export of raw rattan but the ban still remains in place because of concerns raised by the furniture industry.

Imports of Bamboo and Cane Furniture and Parts

World imports of bamboo and cane furniture and parts amounted to $3.1 billion in 2018, with 88 percent of world imports accounted for by ITTO consumer countries. Imports by the United States, the dominant country importer, have escalated since 2011 and were valued at $1,306 million in 2018, up 17 percent on 2017 and 127 percent on the import level in 2011. Aggregate imports by EU-28 countries were $953 million, with imports remaining relatively static since 2011.

Chapter 4. DEMAND AND SUPPLY OF TIMBER IN JAPAN.

Preface

This ITTO-funded study on the demand and supply of timber in Japan has been undertaken by the Japan Wood-products Information and Research Center (JAWIC)[98] and prepared by Dr. Satoshi Tachibana (fellow of JAWIC) from the University of Tuskuba (Japan). It builds on a 2008 study of the Japanese wood market and use of tropical wood[99] between 1945 to 2008.

Situation of the forest and forest products industries in Japan for the period 2008-2017

Forest resources

The total area of forested land in Japan is about 25 million ha and has been stable since the 1960s. However, the composition ratio of natural forest and planted forest has changed as shown in Figure 4.1. Large-scale forest exploitation had occurred during the wartime and postwar revival period due to the large quantity of wood that was required to secure necessary supplies. Reforestation was then promoted to rehabilitate degraded land after exploitation. From the mid-1950s to the mid-1970s, more than 300,000 ha of land were reforested annually resulting in an increase in planted forests from the 1960s to the 1980s, while the area of natural forests declined. The main species of planted forest during the period were *Cryptomeria japonica* (Japanese cedar), *Chamaecyparis* (Japanese cypress) and *Larix kaempferi* (Japanese larch), with the former two species having the desirable features of fast growth, straightness and ease of processing.

From mainly the mid-1950s to the mid-1960s, the major fuel usage switched from firewood and charcoal to oil and gas as economic growth increased (the fuel revolution). Firewood and charcoal demand decreased dramatically during the fuel revolution, and the demand for building materials and paper products increased rapidly from the mid-1950s to the early 1970s, the period of high economic growth. In response to such demand, "expansive afforestation" was promoted to enable a transition from natural forests such as those used for firewood, to planted forests.

From the viewpoint of land conservation, degraded land should be reforested as soon as possible. Therefore, needle-leaved tree species such as Cryptomeria japonica (Japanese cedar), *Chamaecyparis* (Japanese cypress), *Larix kaempferi* (Japanese larch) (*Picea jezoensis* (Ezo spruce), *Abies sachalinensis* (Sakhalin-fir), *Pinus densiflora* (Japanese red pine), and *Pinus thunbergii* (Japanese black pine) were chosen for their high growth rates as well as high economic value.

Figure 4.1: Forest area change in Japan

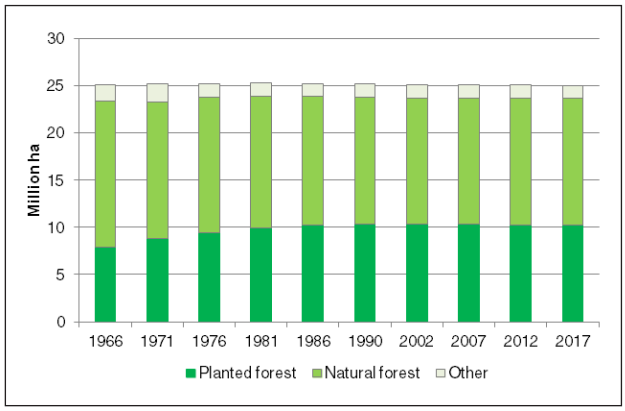

Source: Forestry Agency (2010) "Annual Report on Forest and Forestry in Japan 2010" and Forestry Agency "Forest inventory survey (Shinrin Shigen Genkyo in Japanese)" (http://www.rinya.maff.go.jp/j/keikaku/genkyou/index1.html)

Figure 4.2: Forest stock change in Japan

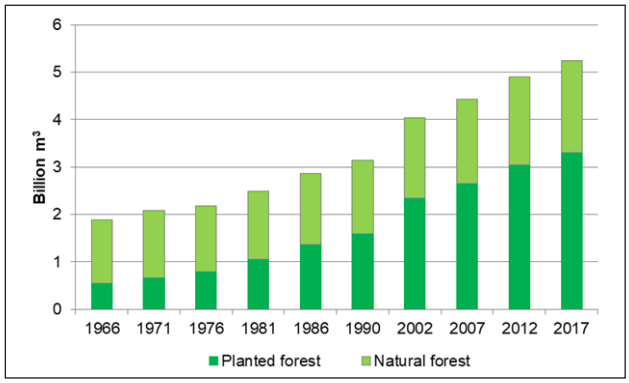

Source: Forestry Agency (2018) "Annual Report on Forest and Forestry in Japan 2018" and Forestry Agency "Forest inventory survey (Shinrin Shigen Genkyo in Japanese)" (http://www.rinya.maff.go.jp/j/keikaku/genkyou/index1.html)

Forest stock in Japan has been growing continuously since the 1960s as shown in Figure 4.2. The forest stock has almost tripled from 18.8 billion m^3 in 1966 to 52.4 billion m^3 in 2017. Though forest stock from natural forests has been stable, forest stock from planted forests has been increasing significantly since the 1970s. This is the result of the conversion from natural forests to planted forests since the 1950s.

The change in age structure of planted forests between 1987 and 2017 is shown in Figure 4.3. Disproportionate age class distribution can be observed both in 1987 and 2017. A high proportion of planted forests fall into the age class X-XII (51-65 years from planting), such as 1.1 million ha in the age class IX, 1.5 million ha in the age class X, 1.6 million ha in in the age class XI and 1.4 million ha in the age class XII in 2017. Planted forests of Japanese cedar can be generally harvested at 50 years when most plantations have reached a harvestable age. However, over the last two or three decades, clearfelling has been stagnant, resulting in insignificant reforestation and a small area of young age-class forest.

Since the 2000s, after the conclusion of the Kyoto Protocol, the Japanese government has actively promoted thinning in planted

[98] JAWIC originates from the Wood-Products Stockpile Corporation, which was established in 1974, and changed its name to Japan Wood-Products Information and Research Center in 1991. JAWIC promotes activities to support the secure supply of timber, such as collecting, analyzing, and providing information on timber supply and demand, price, production, distribution, and consumption. Dr. Satoshi Tachibana is a leading expert on timber trade research and has been conducting quantitative and qualitative research on global forest products trade and Japanese forest products trade since the mid-1990s.

[99] FAO/JAWIC 2008. The Japanese wood market and use of tropical wood. Available at: http://www.fao.org/forestry/18282-0c6347955461596080c8333bc5c3c4c4a.pdf

forest to prevent global warming. Furthermore, the Forestry Agency of Japan has been adopting measures to promote clear-cutting and reforestation in order to rejuvenate matured planted forest. In the future it is expected that the area of young planted forests will increase gradually.

Figure 4.3: Age structures of planted forests in 1987 and 2017

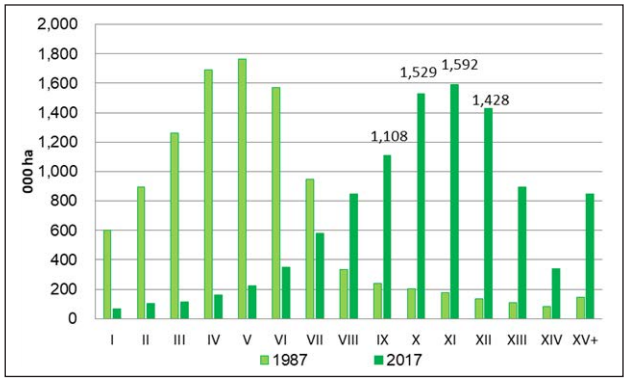

Source: Forestry Agency (1987, 2017) "Forest inventory survey (Shinrin Shigen Genkyo in Japanese)"

Focusing on age structure by major planted coniferous tree species, four major species, Japanese cedar, Japanese cypress, pine, and Japanese larch, have an uneven distribution of age class as shown in Figure 4.4. This is the result of an expansive period of afforestation as stated above. Currently, most Japanese cedar and larch trees have reached the harvesting stage at around 40-50 years old, and forestry activities of thinning and final harvesting are carried out progressively in these planted forests.

Figure 4.4: Age structure by planted conifers in 2017

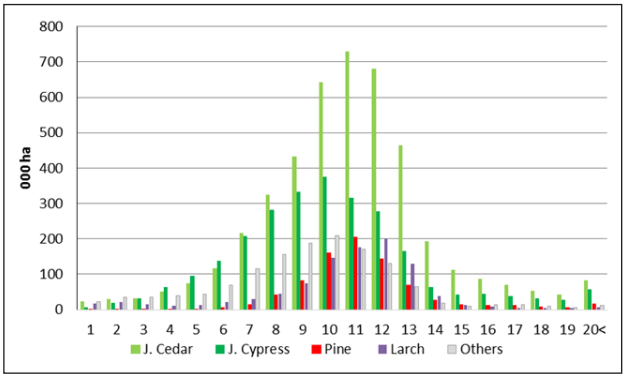

Source: Forestry Agency (2017) "Forest inventory survey (Shinrin Shigen Genkyo in Japanese)"

Administration scheme

(1) Basic framework of forest management in Japan

The "Forest and Forestry Basic Law" was established in 2001 as an alternative to the "Forest Basic Law" established in 1964. The "Forest Basic Law" had been established to develop forestry in response to a significant increase in timber demand during high economic growth periods. However, between the latter half of the 1970s to the 1990s, the demand for timber was varied and stagnant, and Japan also faced a decline in its timber self-sufficiency rate. In response to such changes, the "Forest and Forestry Basic Law" was enacted to integrate multiple functions of forests, such as watershed protection, land conservation, prevention of global warming, etc. It can be noted that the addition of the "wood processing industry" to the text of the basic law has also been important.

The "Forest and Forestry Basic Plan" is the fundamental national policy on forests and forestry in Japan, while the "National Forest Plan" provides national guidelines for forest management. In the "Forest and Forestry Basic Plan," forests are categorized into three functional types according to their primary function: "land and water conservation forests," "forest-human co-existence forests," and "sustainable resource use forests."

(2) Policy Revision for Revitalization of Forests and Forestry

In 2011, as the "first year of the revitalization of forest and forestry", the MAFF reviewed forest policies and revised the "Forest Law," introduced the "Forest Management and Environmental Conservation Direct Support System," and developed the new "Forest and Forestry Basic Plan" and "National Forest Plan."

In April 2011, the "Forest Law" was revised to introduce 1) the assurance system of proper forest management of forests whose owners are unknown, 2) the administrative order system to halt logging without permission and oblige such loggers to replant, and 3) the "Forest Management Plan" system to promote coordination and consolidation of forestry practices among groups of small-forest owners.

The "Forest Management and Environmental Conservation Direct Support System" is a subsidy program which supports the costs of forest management, including thinning and construction of forestry roads, in combination with forest management activities[100].

Forest utilization by forest products industries

As mentioned in the Forestry Agency's "Annual Report on Forest and Forestry in Japan: Fiscal Year 2017", forests provide a variety of goods and services indispensable for people's lives and national economy, through fulfillment of multiple functions such as land conservation, watershed conservation, and prevention of global warming. We can observe changes in the public's expectations for the roles of forests referring to the results of government polls. In the public's expectations for forests, "production of wood to serve as building materials for homes and raw materials for furniture, paper, etc." was the ninth lowest rank in 1999, but in the year 2015 it was ranked fourth. Top three in the results of government polls conducted in 2015 are "Disaster prevention", "Contribution to prevent of global warming by absorbing CO_2", and "Storage of water resources".

Total domestic production[101] of roundwood increased from 18.730 million m^3 in 2008 to 23.181 million m^3 in 2017 as shown

[100] Annual report on forest and forestry in Japan fiscal year 2012. Available at: http://www.rinya.maff.go.jp/j/kikaku/hakusyo/24hakusyo/190411.html

[101] Production and trade data reported in this chapter may not correspond with ITTO data derived from the official data submitted through the Joint Forest Sector Questionnaire 2017 by the Japanese focal point and presented in Appendices 1 and 2. Consultations were underway with the government of Japan regarding the data presented in this study at the time of finalizing the Biennial Review. Any revisions or comments on Japan's production and trade on timber will be posted in due course on https://www.itto.int/biennal_review/

in Figure 4.6. Of the total production, 12.632 million m³ were used for lumber, 5.193 million m³ for pulp and chip, 3.993 million m³ for plywood, 1.363 million m³ for other uses, 0.311 million m³ to grow shiitake mushrooms, and 7.793 million m³ for firewood as shown in Figure 4.5. Over the last decade the increase in roundwood production of plywood and fuelwood has been remarkable. As will be described later, imports of roundwood for plywood have decreased dramatically due to the decline in natural forest resources and the rise of restrictions on exports of natural resources in timber-producing countries, resulting in demand for domestic roundwood to replace imported roundwood. Since the Great East Japan Earthquake occurred in 2011, expectations and demand for biomass fuels has been increasing in Japan, and wood production for fuelwood has also been increasing.

Figure 4.5: Domestic roundwood production by purpose

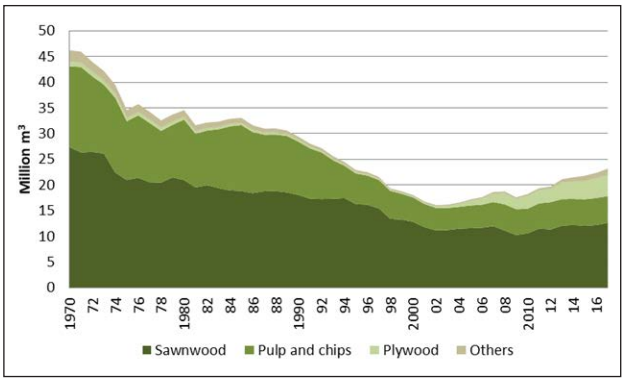

Source: Forestry Agency "Mokuzai jyukyuhyo" (issued each year)

Supply and demand of wood in Japan for the period 2008-2017

Supply of wood

(1) Changes in wood supply

As mentioned in the previous section, a significant proportion of planted forests in Japan are of harvestable age and the focus is now shifting from planting and tending to harvesting. Considering regional characteristics, the rotation of Japanese cedar is about 40 to 60 years, and that of Japanese cypress about 60 to 70 years. With the maturation of planted forests, as shown in Figure 4.6, the supply of domestic roundwood in Japan remained in a downward trend to 2002 from a peak of 52.7 million m³ in 1967, dropping to 46.2 million m³ in 1970, 34.6 million m³ in 1980, 29.4 million m³ in 1990, to 18.0 million m³ in 2000. However, it has been increasing since 2002 when the supply had reached 16.1 million m³, increasing to 18.6 million m³ in 2007, 19.7 million m³ in 2012, to 23.2 million m³ in 2017. A significant proportion of domestic roundwood supply in the 2000s has been from thinnings, with thinnings being promoted following the conclusion of the Kyoto Protocol in 1997 and entry into force of the Kyoto Protocol in 2006.

Figure 4.6 shows that the wood self-sufficiency rate dropped to its lowest level at 18% in 2002 but has continued to rise to the present. The self-sufficiency of industrial roundwood was 32% in 2017 and that of roundwood including fuelwood was 36%. The increase in self-sufficiency has been in response to

Figure 4.6: Changes in wood supply and self-sufficiency[102] rate

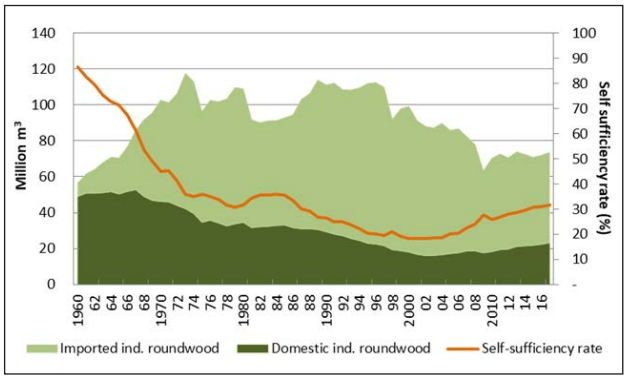

Source: Forestry Agency "Mokuzai jyukyuhyo" (issued each year), Ministry of Finance "Trade statistics of Japan" (issued each year)

both supply and demand side factors. On the supply side, there has been a significant increase in roundwood production under the Kyoto Protocol, and on the demand side, an expansion in demand including in the plywood sector, has been contributing to the increase.

(2) Imported roundwood and wood products by product type

The total volume of roundwood and wood products imports increased between 1955 and 1973, corresponding with an increase in the number of housing starts as shown in Figure 4.7. The volume of imports declined sharply in the first half of the 1980s after the second oil shock in 1978-79, but until the 1990s it was at a level exceeding roughly 70 million m³ under the bubble economy in Japan. Since the latter half of 1990s the volume of imports has been declining as shown. This has been the result of (1) decreased demand for wood products from the latter half of the 1990s after the Great Hanshin-Awaji Earthquake, (2) forest resource constraints in wood-exporting countries such as Southeast Asian countries and the U.S., and (3) increasing demand for roundwood and wood products in China since the end of the 1990s. Roundwood and wood products imports in 2009 dropped significantly due to the global financial crisis. The imposition of restrictive export tariffs on softwood roundwood by the Russian government in the latter half of the 2000s also influenced trade and decreased sharply the amount of roundwood imports into Japan.

Figure 4.7: Changes in the amount of imported roundwood and wood products by product type

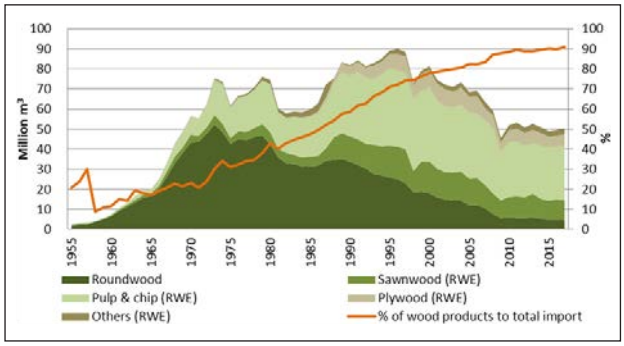

Source: Forestry Agency "Mokuzai jyukyohyo" (issued each year)

[102] The self-sufficiency ratio (SSR) is defined as follows:
SSR = production × 100 / (production + imports - exports).

From 2008 to 2017 Japan's imports of roundwood and wood products decreased significantly, by 14.9%, as shown in table 4.1. Roundwood imports have declined by the largest amount, by 38.8% over the last ten years. A total of 59.2 million m^3 of roundwood and wood products was imported in 2008, of which 7.6 million m^3 (13%) was roundwood, 10.3 million m^3 (17%) was sawnwood, 6.5 million m^3 (11%) was wood pulp, 26.1 million m^3 (44%) was wood chip, 6.3 million m^3 (11%) was plywood, and 2.2 million m^3 (4%) was "others". In 2017, a total of 50.4 million m^3 of roundwood and wood products was imported, of which 4.7 million m^3 (9%) was roundwood, 10.0 million m^3 (20%) was sawnwood, 5.9 million m^3 (12%) was wood pulp, 21.2 million m^3 (42%) was woodchips, 5.6 million m^3 (11%) was plywood, and 3.0 million m^3 (4%) was "others". In recent years, the proportion of processed wood products imports has increased, and they were 90% of total imports of roundwood and wood products in 2017. (Figure 4.7 and Table 4.1).

Table 4.1 Roundwood and wood products imports to Japan.

Units: 1000 m^3, %

	2008	Share	2017	Share	Change
Grand total	**59,234**	**100**	**50,431**	**100**	**-14.9**
Roundwood	7,622	13	4,666	9	-38.8
Wood products	51,611	87	45,764	91	-11.3
Sawnwood	10,319	17	9,978	20	-3.3
Wood pulp	6,526	11	5,887	12	-9.8
Wood chips	26,196	44	22,216	42	-19.0
Plywood	6,283	11	5,663	11	-9.9
Other	2,287	4	3,020	6	32.1

Source: Forestry Agency "Mokuzai jyukyohyo" (issued each year)

The plywood supply to the Japanese plywood market since 1970 is shown in Figure 4.8. The total amount was in the range from roughly 7 million m^3 to 10 million m^3 from the 1970s to 2007, but it declined to around 6 million m^3 after the global economic crisis in 2008. Domestic plywood production had declined from 8 million m^3 in 1980 to 3 million m^3 in 2000 due to the influence of log export restrictions and bans in Indonesia and Malaysia after the 1980s. After that it stabilized at roughly around 3 million m^3 in the 2000s and has started to gradually increase since 2010. Roundwood imports for veneer, including Southsea roundwood, have declined significantly over this period, while the use of domestic roundwood for veneer has increased. Imported roundwood for veneers was only 880 thousand m^3 and domestic roundwood was 3.99 million m^3 in 2017, with domestic roundwood accounting for 82% of roundwood consumption. Based on official statistics "Mokuzai jyukyuhyo" (2017), Japanese cedars accounted for 62% of roundwood consumption, larch 19%, and Japanese cypress 6%. Roundwood production is changing from thinnings to clear cuttings, and there is an increasing tendency to mainly use Japanese cedar for plywood.

Until 2008, the production of thin plywood was dominant, and the divisions of plywood thickness were from less than 3 mm thick to more than 12 mm thick. About 80% of plywood production was of 12 mm thickness or more in 2008, as shown in Figure 4.9. A dramatic change has occurred in plywood produced domestically in the past decade. In recent years, production of 12 to 24 mm plywood has been more than 50% of the total, and 24 mm or more plywood has exceeded 35%. (Figure 4.10). This change reflects the replacement of tropical hardwoods by domestic softwoods in plywood production.

Figure 4.8: Plywood supply to Japan

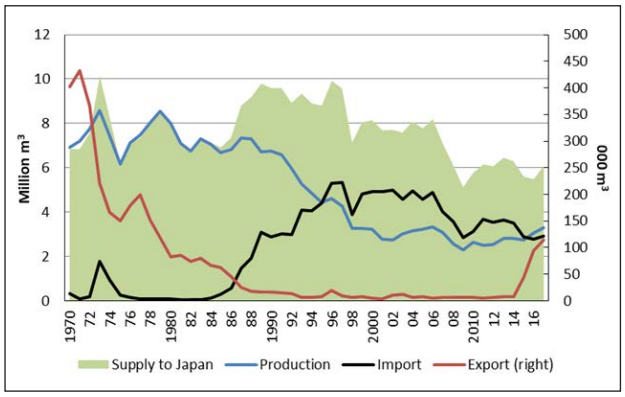

Source: Ministry of Agriculture, Forestry and Fisheries "Mokuzai jyukyu hokokusho" (issued each year), Ministry of Finance "Trade statistics of Japan" (issued each year)

Figure 4.9: Plywood production by thickness in 2008

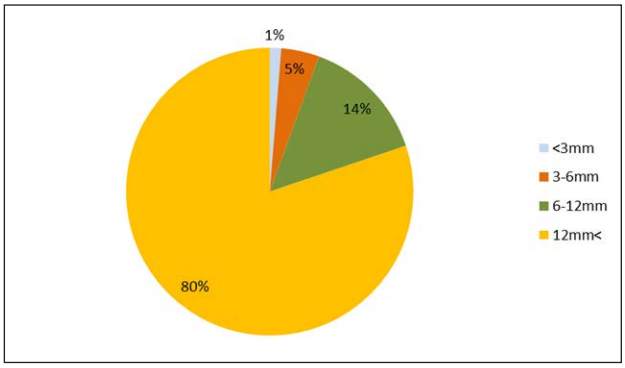

Source: Ministry of Agriculture, Forestry and Fisheries (2009) "Mokuzai jyukyu hokokusho"

Figure 4.10: Plywood production by thickness in 2017

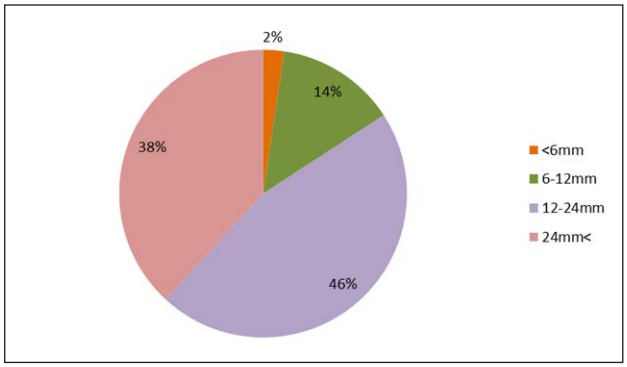

Source: Ministry of Agriculture, Forestry and Fisheries (2018) "Mokuzai jyukyu hokokusho"

Plywood exports have been increasing since 2015, and mainly destined for the Philippines. Total plywood exports amounted to 110 thousand m^3 in 2017. It is understood that plywood is exported to the Philippines together with sawnwood and re-imported to Japan after being pre-cut in the Philippines by a major Japanese housing company. On the other hand, plywood

imports increased sharply from the 1980s to the 1990s following the introduction of measures to promote the plywood industries in Indonesia and Malaysia (especially Sabah and Sarawak states). Imports reached 5 million m³ in the mid-1990s, but there has been a downward trend since the middle of 2000 as shown in Figure 4.8.

Figure 4.11: Suppliers to Japanese plywood market

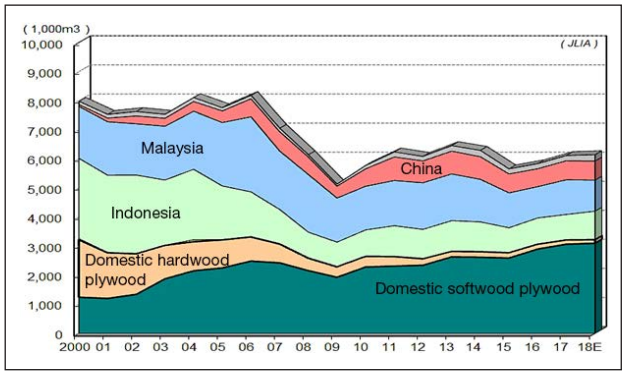

Source: Japan Lumber Importers' Association

Changes in suppliers of plywood since 2000 are shown in Figure 4.11. The volume of domestic supply has been stable in the range of approximately 2.7 million m³ to 3.3 million m³. During this period, the domestic supply has totalled more than 3 million in the years of 2000, from 2003 to 2007, 2016 and 2017, but falling below 2.7 million in 2008 to 2012. Although the volume of hardwood plywood has been declining, the volume of softwood plywood has been increasing for the period. With respect to imported plywood, Indonesian plywood had declined dramatically in the 2000s and Malaysian plywood had also declined in the 2010s, with both volumes now less than 1 million m³ per year. On the other hand, imports of Chinese plywood have increased gradually in the 2000s, and now total a few hundred thousand m³ per year.

Demand for wood

(1) Demand for wood by usage

The demand for wood products in Japan increased rapidly along with economic development during the postwar revival period and the period of high economic growth between the middle of the 1950s and the beginning of 1970s with a remarkable increase in new housing starts. In 1973, demand reached its peak at 117.6 million m³. However, the first oil crisis in 1973 and the second oil crisis in 1979 had negative influences on the wood products market, and demand fluctuated repeatedly. After 1987, demand for wood products remained generally stable at around 100 million m³ per annum. However, the collapse of the bubble economy in 1991 and the later economic recession caused a decrease in wood products demand. Particularly, the rapid economic deterioration in 2008 caused a sharp decline in wood products demand.

Demand for wood by usage from the 1970s is shown in Figure 4.12. During this period, the reduction in wood demand for sawnwood was significant, declining from about 70 million m³ a year in the early 1970s to more than 25 million m³ in recent years. Wood demand for pulp and woodchips increased from the 1970s to the 1980s but declined when the global financial crisis triggered. Wood demand for plywood materials was stable at around 10 million m³ during this period.

Figure 4.12: Demand for wood by usage in roundwood equivalents

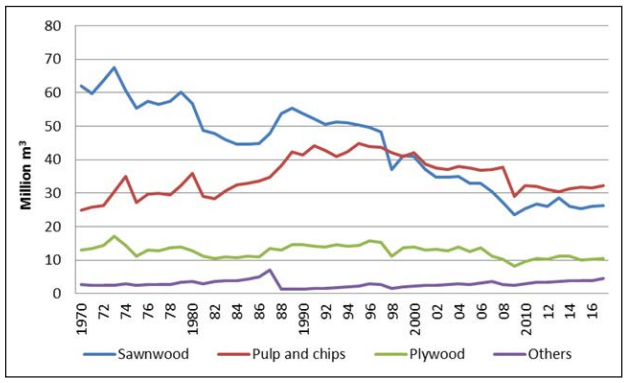

Source: Forestry Agency "Mokuzai jyukyuhyo" (issued each year)

(2) Demand by the sawnwood industry

Changes in the supply of roundwood for the sawnwood industry are shown in Figure 4.13. The supply of roundwood for the sawnwood industry increased and reached a peak of 63.7 million m³ in 1973. After 1973, the supply volume declined until 1975 when it began to rebound. However, since 1979 it has continued to decline. This decrease in demand for roundwood for the sawnwood industry is a result of the decline in number of new housing starts in Japan. About 80% of sawnwood products are used for construction, and roundwood demand for the sawnwood industry has a strong relationship with the number of new wooden housing starts.

Figure 4.13: Demand for roundwood for the sawnwood industry by supply source

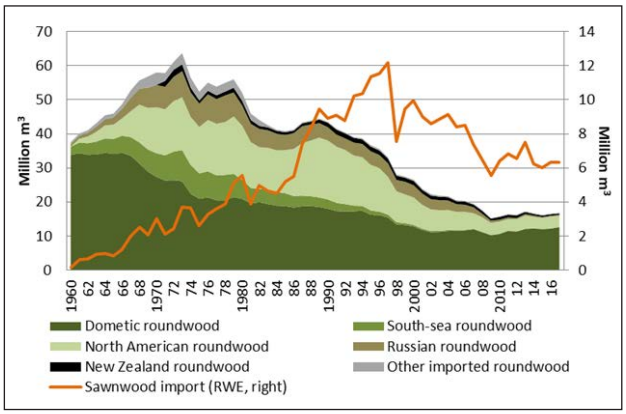

Source: Ministry of Agriculture, Forestry and Fisheries "Mokuzai jyukyu hokokusho" (issued each year), Ministry of Finance "Trade statistics of Japan" (issued each year)

The total supply of roundwood for the sawnwood industry was approximately 16.8 million m³ in 2017 as shown in Figure 4.13. Of this, domestic roundwood accounted for 12.6 million m³ (75.2%), Southsea roundwood 0.08 million m³ (0.5%), North American roundwood 3.3 million m³ (19.5%), Russian roundwood 0.24 million m³ (1.4%), New Zealand roundwood 0.4 million m³ (2.5%), and other sources 0.15 million m³ (0.9%). The ratio of domestic timber to total supply increased from 41.4% in 1990 to 75.2% in 2017. Japan's sawnwood imports increased from the 1950's to the mid-1990s, as shown in Figure 4.13, but declined in the latter half of 1990's mainly because of declining housing starts.

Figure 4.14: Number of sawmills by output and average power output per sawmill

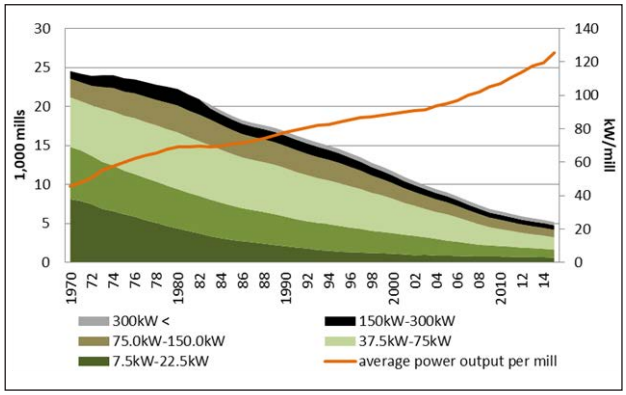

Source: Ministry of Agriculture, Forestry and Fisheries "Mokuzai jyukyu hokokusho" (issued each year)

The number of sawmills in Japan was 5,927. Of these, 82.4% were small- to middle-scale outputs of less than 150 kW. The number of sawmills overall has declined continuously since the 1970s, with the number of small- and middle-scale sawmills decreasing significantly.

(3) Demand by the plywood industry

At the end of the 1980s, most of the roundwood for plywood was hardwood imported from Southeast Asian countries. This situation changed when roundwood exports were banned in 1985 from Indonesia which was the largest hardwood supplier to Japan at the end of 1970s. Domestic plywood manufacturers changed their materials gradually from hardwood produced in Southeast Asian countries to softwood mainly produced in Russia and New Zealand in the 1990s (Table 4.2). Russian roundwood for plywood increased from 181 thousand m^3 in 1990 to 928 thousand m^3 in 1995, 1,893 thousand m^3 in 2000, and 2,506 thousand m^3 in 2005. New Zealand roundwood for plywood also increased from 103 thousand m^3 in 1990 to 603 thousand m^3 in 2000.

Stable procurement of roundwood has become an important issue for the plywood industry because of the severity of the economic international environment such as the sudden changes in the exchange rate and the rise in freight costs on shipping. In the latter half of the 1990s plywood manufacturing technology developed, enabling domestic softwood roundwood to become a key raw material for plywood. The volume of domestic roundwood used for plywood production has been increasing since then, from 138 thousand m^3 in 2000, to 863 thousand m^3 in 2005, 2.490 million m^3 in 2010, 3.356 million m^3 in 2015 and 3.993 million m^3 in 2017. The share of domestic roundwood increased rapidly from 3% in 2000 to 19% in 2005, 65% in 2010, and reached 80% in 2015.

Total plywood demand (roundwood equivalent) in Japan exceeded 7.5 million m^3 from 2000 to 2006 as shown in Table 4.2 and Table 4.3. However, it decreased to 5.13 million m^3 in 2009 immediately after the global financial crisis, picking up slightly from 2011 to 2014 when it exceeded 6 million m^3. However, since then demand has been in the range of 5.49 million m^3 to 6.8 million m^3 a year and is currently about 70% of the demand level in 2000. During the period 2000 to 2006 the number of newly built houses exceeded 1.1 million units but declined to 790 thousand units in 2008. Thereafter, housing starts have

Table 4.2 Roundwood supply to Japanese plywood industry

units: 1,000m^3, %

	1990	1995	2000	2005	2006	2007	2008	2009	2010	2011	2012	2013	2014	2015	2016	2017
Imports	9,485	7,093	5,263	3,773	4,039	3,595	1,849	1,128	1,321	1,334	1,235	1,165	1,214	864	957	882
Southsea roundwood	9,129	5,502	2,597	1,108	1,018	846	535	399	424	347	251	204	216	193	184	134
North American roundwood	63	102	29	13	26	48	135	194	412	877	855	871	869	544	588	594
Russian roundwood	181	928	1,893	2,506	2,897	2,655	1,123	443	431	92	x	x	88	100	151	106
New Zealand roundwood	103	388	603	124	83	35	33	64	44	x	x	x	35	20	28	44
Others	9	173	141	22	15	11	23	28	10	18	129	3	6	5	5	4
Domestic	354	369	546	863	1,144	1,632	2,137	1,979	2,490	2,524	2,602	3,016	3,191	3,356	3,682	3,993
Pine			60	74	98	130	135	61	107	83	137	142	152	237	176	184
Japanese ceader	0	1	266	542	803	1,061	1,297	1,176	1,538	1,550	1,593	1,922	2,111	2,087	2,280	2,481
Japanese cypress			0	0	0	6	25	81	55	75	87	104	126	188	240	221
Larch	3	40	171	210	217	386	592	607	649	727	690	733	681	687	798	757
Other softwood	14	144	17	7	8	36	54	47	127	79	86	105	107	141	173	329
Hardwood	337	184	32	30	18	13	34	7	14	10	9	10	14	16	15	21
Ground total	9,839	7,462	5,809	4,636	5,183	5,227	3,986	3,107	3,811	3,858	3,837	4,181	4,405	4,218	4,638	4,875
Share of domestic roundwood	*4*	*5*	*9*	*19*	*22*	*31*	*54*	*64*	*65*	*65*	*68*	*72*	*72*	*80*	*79*	*82*

Source: Mokuzai Jyukyu Hokokusho, Mokuzaitoukei

Source: Ministry of Agriculture, Forestry and Fisheries "Mokuzai jyukyu hokokusho" (issued each year) and "Mokuzai toukei" (issued each year)

Table 4.3 Plywood mill numbers and plywood supply to the domestic market								
	Housing starts (000 units)	Plywood mill		Production (m^3)	Export (m^3)	Import (m^3)	Supply (m^3)	Self-sufficiency rate (%)
		No.	Labor					
2008	1,093.5	45	4,975	2,586,000	5,687	3,559,931	6,140,244	42
2009	788.4	38	5,587	2,287,000	6,346	2,844,088	5,124,742	45
2010	813.1	37	4,975	2,645,000	6,113	3,130,135	5,769,022	46
2011	834.1	38	4,459	2,486,000	4,250	3,666,173	6,147,923	40
2012	882.8	36	4,108	2,549,000	6,537	3,525,664	6,068,127	42
2013	980.0	33	3,818	2,811,000	7,375	3,644,640	6,448,265	44
2014	892.3	32	3,759	2,813,000	8,335	3,491,168	6,295,833	45
2015	909.3	34	3,603	2,756,000	43,116	2,885,794	5,598,678	49
2016	967.2	32	3,565	3,063,000	93,594	2,770,633	5,490,039	56
2017	964.6	34	3,687	3,287,000	113,856	2,904,104	6,077,248	54

Note: "supply" = "production" + "import" - "export"; This supply does not include inventory quantity.

Source: Ministry of Agriculture, Forestry and Fisheries "Mokuzai jyukyu hokokusyo" (issued each year), Ministry of Finance "Trade statistics of Japan" (issued each year)

been in the range of 810 thousand units to 980 thousand units per year, with the demand for plywood corresponding with the number of new housing starts. Plywood is used for walls, under flooring, concrete formwork etc. in housing construction.

The number of plywood manufacturing plants has decreased from 45 in 2008 to 34 in 2017, and the number of workers in plywood manufacturing plants has also declined from 4975 to 3687. While plywood production in Japan has been on an upward trend in recent years, the number of plywood manufacturing plants and the number of workers have decreased, so that plant size has expanded and manufacturing productivity has increased. With domestic production of plywood increasing, the plywood self-sufficiency rate increased significantly from 42% in 2008 to 54% in 2017.

Regarding final utilization, furniture manufacturers such as Nitori and Ikea are expanding the use of roundwood from plantation forests as raw materials.

(4) Demand by the woodchip industry

The share of domestic timber in the raw material input for domestic woodchip mills was 99.7% in 2012. Changes in the supply of timber for the chip industry are shown in Figure 4.15. The supply of timber for the woodchip industry increased rapidly until 1971 and reached a peak of 11.2 million m^3 in 1985. It decreased considerably between 1985 and 1994 and has been declining at a slow rate since then.

The total supply of timber for the woodchip industry was around 4.57 million m^3 in 2012. Of this, domestic timber amounted to 4.56 million m^3 (99.7%), Southsea timber 0.006 million m^3 (0.1%), and North American timber 0.009 million m^3 (0.2%). The domestic share of the overall timber supply has remained stable.

The use of tropical wood (including legal/supply issues) for the period 2008-2017

Imports of tropical roundwood (Southsea roundwood)

In the supply of roundwood to Japan's plywood industry, which is the largest destination of Japan's tropical wood imports, roundwood imports have declined since the 2000s, and domestically harvested roundwood has been increasing as mentioned above. Figure 4.15 shows the time series changes. Imports declined from 1.849 million m^3 in 2008 to 882 thousand m^3 in 2017, with domestic supply increasing from 2.137 million m^3 to 3.993 million m^3 over the same period. In the past 10 years the rankings of both have changed and in 2017 the supply of domestic roundwood for plywood was 4.5 times the volume of roundwood imports.

Figure 4.15: Roundwood supply to the Japanese plywood industry

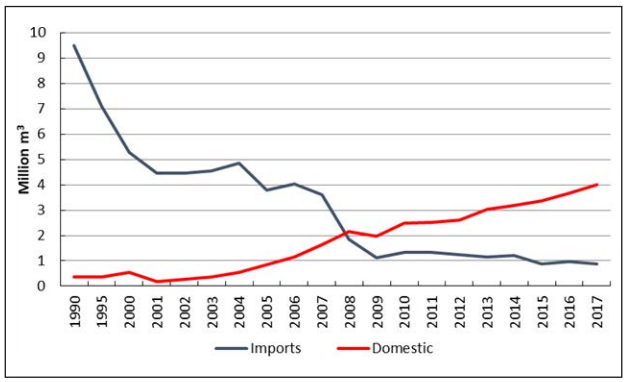

Source: Forestry Agency "Mokuzai jyukyuhyo" (issued each year), Ministry of Finance "Trade statistics of Japan" (issued each year)

Figure 4.16 shows the quantity of Southsea roundwood imported to Japan from Southeast Asia and Africa by country of origin. This figure was made with reference to data obtained from the Japan Lumber Importers' Association. The amount of Southsea roundwood imported in 2007 exceeded 1 million m^3, with most of the volume provided by Sarawak state followed by Papua New Guinea and Sabah state. By 2017 roundwood imports from Sarawak state had drastically declined, to only 41 thousand m^3, with imports from Sabah State amounting to 71 thousand m^3. Roundwood production in Sarawak state has continued to decline since the 1990s, and its decline has accelerated in recent years. In addition, since Sabah state launched a new log export ban in May 2018 along with the change of administration, there

Figure 4.16: Imports of Southsea and African roundwood to Japan

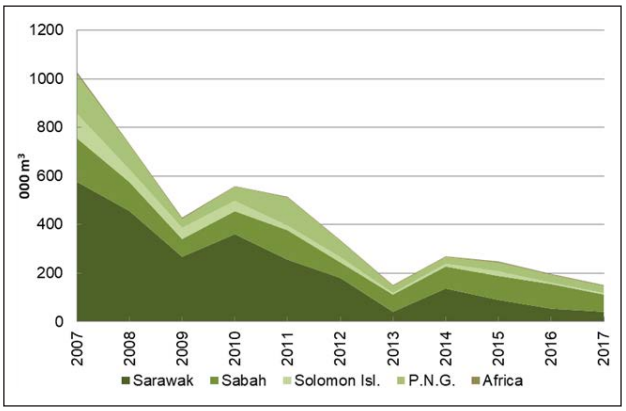

Source: Japan Lumber Importers' Association

is a possibility that the volume of Southsea roundwood imported in Japan will decline further.

Table 4.4 shows the changes in quantities of Southsea roundwood imported from 2008 to 2017, by exporting country. Changes during this period include Southsea roundwood import reductions by Sarawak state by 91%, Solomon Islands by 88.3%, Papua New Guinea by 71.3% and Sabah state by 40%. Based on interviews with three general trading companies, especially in Sarawak and Sabah states, roundwood export volumes have been significantly reduced against the backdrop of natural forest resources. It can also be pointed out that measures to counter illegal logging and illegal trade (as described later) have had an impact on the trade in Southsea roundwood.

Table 4.4 Imports of Southsea roundwood to Japan

Units: m³, %

	2008	2017	changes in %
Philippines	-	-	-
Malaysia Total	575,147	111,891	-80.5
Sabah	119,198	71,202	-40.0
Sarawak	455,949	40,689	-91.0
W. Malaysia (Peninsular Malaysia)	-	-	-
Solomon	51,895	6,029	-88.3
P.N.G	100,803	28,886	-71.3
Indonesia	-	-	-
Others	-	-	-
TOTAL	727,845	146,806	-79.8

Source: Japan Lumber Importers' Association, Ministry of Finance "Trade statistics of Japan"

Imports of tropical wood products (Southsea wood products)

Imports of Southsea sawnwood had reached nearly 1 million m³ in 2000, but have continued to decline since then, decreasing by half between 2000 and 2007 as shown in Figure 4.17. Imports have totalled around 600 thousand m³ annually from 2008 to 2014, declining again from 2015. In the beginning of the 2000s, Indonesia was the largest exporter of Southsea sawnwood to Japan, exporting nearly 400 thousand m³ per year (Figure 4.17). Since 2008 Indonesia's exports have declined to between 140 thousand m³ to 160 thousand m³. China has been exporting the largest volume of Southsea sawnwood to Japan since 2008, which amounted to over 250 thousand m³ per annum from 2008 to 2013. There has been a declining trend since then, and it remains at 170 thousand m³ in 2017. China processes Southsea roundwood imported from Southeast Asia and Africa into sawnwood which is then exported to Japan. The decline in recent years may be due to the decline in the natural forest resources in Southeast Asia. For the same reason, imports from Malaysia have been on a downward trend for the period and have decreased from 160 thousand m³ in 2008 to 70 thousand m³ in 2017.

Figure 4.17: Imports of Southsea sawnwood into Japan

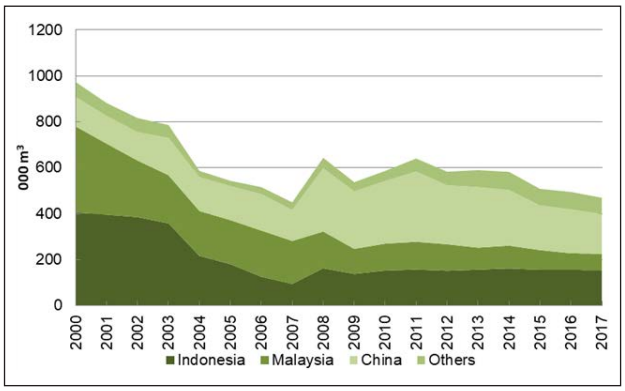

Note: Imports do not include free board (a type of wood product) imports from 2004 to 2008.
Source: Japan Lumber Importers' Association

Table 4.5 shows the changes in the import volumes of Southsea sawnwood to Japan by exporting country in 2008 and 2017. During this period, the volume of Japan's sawnwood imports decreased by 27%, with imports from China declining by 37.3% and from Malaysia by 55.8%. On the other hand, imports of sawnwood from Vietnam have more than tripled from 2008 to 2017. Based on interviews conducted with general trading companies, it can be concluded that (1) plantation forests have expanded in Vietnam, (2) the production of woodchips using plantation forests have increased, and (3) the wood processing industry has been developing. Therefore, the volume of sawnwood imports from Vietnam to Japan is expected to further increase.

Table 4.5 Imports of Southsea sawnwood to Japan

Units: m³, %

	2008	2017	changes in %
China	275,221	172,536	-37.3
Taiwan	2,920	1,314	-55.0
Viet Nam	12,644	41,080	224.9
Thailand	15,624	8,585	-45.1
Malaysia	159,815	70,580	-55.8
Philippines	8,447	17,292	104.7
Indonesia	162,714	155,709	-4.3
Laos	2,821	324	-88.5
Myanmar	465	2,194	371.8
P. N. G.	2,477	0	-100.0
Others	327	444	35.8
TOTAL	643,475	470,058	-27.0

Source: Japan Lumber Importers' Association, Ministry of Finance "Trade statistics of Japan"

Imports of plywood amounted to nearly 5 million m³ per year between the latter half of the 1990s and the first half of the 2000s. However, imports have gradually declined since then, falling to below 3 million m³ in recent years as shown in Figure 4.18. Since 2006 Malaysia has been the most important plywood exporting country to Japan, with exports totaling about 1.19 million m³ in 2017, followed by Indonesia with about 880 thousand m³ and China about 650 thousand m³. These three countries accounted for 94% of imports in 2017, as shown in Table 4.6. However, the import volume from Malaysia in 2017 was 60% of the volume in 2007, and imports from Indonesia had also reduced by three-quarters over the same period. Given the decline in supply of natural forest resources in Southeast Asian countries and the measures taken towards legal logging and trading in Japan, plywood imports from these countries may be further reduced. Since around 80% of domestic plywood is made from domestic softwoods, it is considered that domestic roundwood accounts for more than 40% (roundwood equivalent) of total plywood demand. The amount of domestic roundwood used in the plywood manufacturing industry is expected to increase further.

While imports of roundwood from Sabah and Sarawak states have become increasingly difficult, *Anisoptera spp.* (Mersawa) from PNG has been identified as suitable for plywood manufacturing, although the PNG government is also considering banning roundwood exports in 2020. In addition, Japan has also been importing some Southsea wood veneers. However, Southsea natural forest resources are becoming depleted and under stricter regulation.

Figure 4.18: Plywood imports to Japan

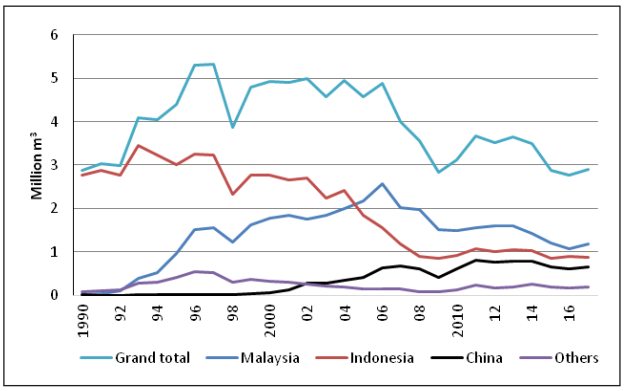

Source: Ministry of Finance "Trade statistics of Japan"

As mentioned above, Japan's imports of tropical roundwood have declined sharply because Japanese companies have moved offshore to process raw materials and ship home finished products. Figure 4.19 shows Japan's imports of wooden flooring products (HS441875: assembled flooring panels, not of bamboo or with at least the top layer (wear layer) of bamboo, multilayer) from the top 5 shippers in 2018. HS codes of heading 4418 are defined as builder's joinery and carpentry of wood, including cellular wood panels, assembled flooring panels, shingles and shakes. Imports of HS 441875 were rare in 2008, but in recent years imports have increased as shown in Figure 4.19. Import from China are the largest, accounting for 58% by quantity (5.2 million kg in total) and 52% by value (23 billion yen in total) in 2018. Based on interviews with general trading companies, oak and birch produced in China and Russia are used mainly as surface materials and lauan plywood is used for the base material. Indonesia, Malaysia, Vietnam, and Thailand were the next most important suppliers. Recently, due to rising prices of lauan plywood accompanying the decrease in lauan roundwood supply, Japan's softwood plywood is being used as base material, so it is possible that imports will decrease gradually in the future. In solid wood flooring, the demand for rubberwood in Thailand, *Acacia mangium* in Indonesia and Malaysia, etc. is increasing, against a backdrop of price rises in Chinese wooden flooring products. Given this trend, there is a possibility that the quantity of solid wood flooring using roundwood from plantation forests in Southeast Asian countries will increase in the future.

As shown in Figures 4.20 and 4.21, wooden kitchen furniture imports also increased by 20% on a quantity basis from 2008 to 2018 and by 60% on a value basis. Japan's imports of wooden kitchen furniture in 2018 were 41.7 million kg and 16.2 billion yen. Vietnam was the largest supplier in 2018, accounting for 34% of the total import quantity and 27% of the total import value,

Table 4.6 Plywood imports to Japan

Unit: 1000 m³

	Total	Malaysia	Indonesia	China	Taiwan	Canada	Philippines	New Zealand	Others
2004	4,941	1,995	2,424	334	38	49	18	54	29
2005	4,570	2,177	1,848	403	18	32	22	47	23
2006	4,881	2,579	1,544	622	26	22	26	34	28
2007	4,008	2,009	1,180	668	17	35	29	45	25
2008	3,560	1,982	890	601	12	7	19	33	16
2009	2,844	1,515	847	409	6	5	12	30	20
2010	3,130	1,500	908	600	18	5	22	42	34
2011	3,666	1,554	1,061	810	20	60	31	62	68
2012	3,526	1,601	1,010	752	18	8	26	53	58
2013	3,645	1,604	1,056	786	25	6	11	54	102
2014	3,491	1,427	1,026	778	18	5	9	44	147
2015	2,886	1,200	859	649	11	2	8	24	133
2016	2,771	1,076	903	617	5	1	10	23	136
2017	2,904	1,190	878	655	0	1	5	17	158

Source: Ministry of Finance "Trade statistics of Japan"

Figure 4.19: Japan's Wooden Flooring (HS441875) Imports from the top 5 Shippers in 2018

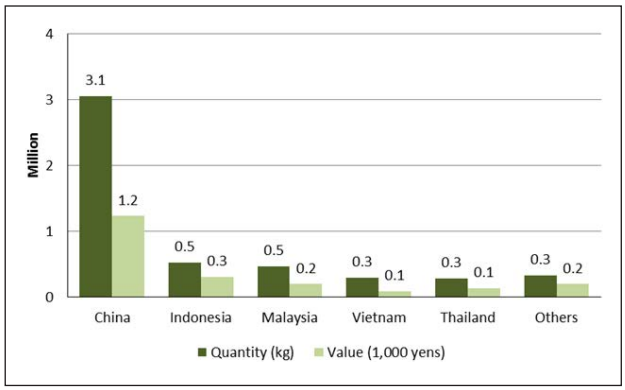

Source: Ministry of Finance "Trade statistics of Japan"

followed by the Philippines, China, Thailand and Malaysia. Regarding imports from the Philippines, the average import unit price was the highest of all suppliers. In reference to the results of interviews with general trading companies, one large home building company has imported joinery manufactured in the Philippines to Japan. Some Southeast Asian countries produce flooring and furniture using hardwoods (oak, walnut, cherry etc.) imported from North America. In recent years, Vietnam has been the largest producer of wooden furniture in the region, followed by Thailand and Indonesia.

Figure 4.20: Japan's Wooden Kitchen Furniture (HS940340) Imports from top 5 shippers in 2018

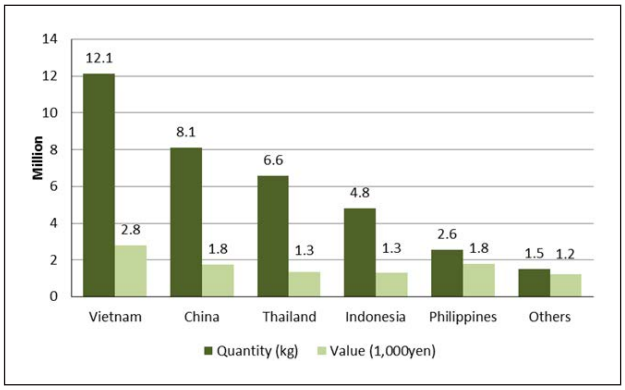

Source: Ministry of Finance "Trade statistics of Japan"

Figure 4.21: Japan's Wooden Kitchen Furniture (HS940340) Imports from top 5 shippers in 2018

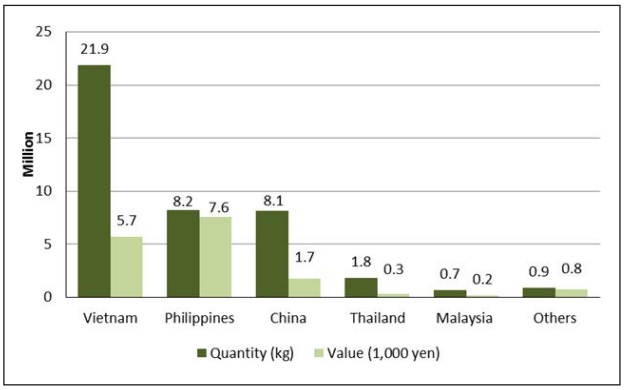

Source: Ministry of Finance "Trade statistics of Japan"

Legal/supply issues

The Green Purchasing Law was revised in April 2006 and the Guideline for verification on legality and sustainability of roundwood and wood products (Goho Wood) was introduced. The guideline, prepared by the Forestry Agency, clearly promotes the procurement of roundwood and wood products that are confirmed as legal and sustainability. All roundwood and wood products are targeted for paper, stationery and materials. For thinned roundwood and related wood products, certification is unnecessary from the viewpoint of effective utilization of unused resources. It covers forest owners, roundwood auction market, wood manufacturing mills, trading companies, and governmental officials. The Goho Wood has three schemes as follows; (1) in order to promote sustainable forest management, third-party forest certified roundwood and wood products, (2) from the viewpoint of conservation of forests, thinned roundwood and wood products, (3) from the viewpoint of contributing to the conservation of forests through effective utilization of wood, effective utilization of unused resources and reuse of wood, environmentally-friendly raw materials such as recycled materials.

The Act on Promotion of Use and Distribution of Legally-Harvested Wood and Wood Products (commonly called the Clean Wood Act) was promulgated on May 20th, 2016 based on legislation. It was enforced on May 20th, 2017 for "Promotion Law", not for "Control legislation". This voluntary scheme has both "Registration" and "Due-Diligence" clauses. The purpose of the Clean Wood Act is to promote the usage and distribution of legally harvested wood and wood products complying with laws of both our country and country of origin (exporting country).

To increase distribution of legally-harvested woods in the market, (1) business operators need to promote the use of legally-harvested wood and wood products, to review and confirm legally-harvested wood usage aligned with the standards defined by Government, and to use "Registered Wood-related Entity" as a name for commercial and marketing. (2) Government must do the following: (a) collect and provide information related to risk of illegal logging, (b) publicize contents of the Act, (c) instruct, advise, collect reports & on-site inspection in case, (d) publicize best-practices, and (e) collaborate and aligned with foreign countries and related organizations.

Three leading Ministries (Ministry of Agriculture, Forestry and Fisheries; Ministry of Economy, Trade and Industry; Ministry of Land, Infrastructure, Transport and Tourism) are in charge of the creation and operation of this Act, covering a wide range of timber products. It also applies to both Government related and private distributions under the two types of registered wood-related entities as follows; Type-1: upstream industries from harvesting to auction market and manufacturing, Type-2: Others not to be categorized Type-1 (downstream industries).

Forecast of the Japanese demand for tropical timber up to 2030.

Country circumstances of origin

According to interviews with Japan Lumber Importers' Association and three general trading companies, Sabah state in Malaysia banned roundwood exports again in June 2018, and Sarawak state also has the possibility of prohibiting roundwood exports as natural forest resources decrease. In Sarawak state, roundwood destined for export comprises up to 30% of the

harvest volume. Regarding export restrictions, the Sarawak state government is considering further strengthening the roundwood export restriction because of chronic shortages of roundwood supply to the Sarawak plywood industry. In Sarawak state, roundwood production has decreased from 8.715 million m^3 in 2014 to 5.490 million m^3 in 2017. In the first half of 2018, production totalled 2.173 million m^3. Roundwood production from plantations increased from 0.911 million m^3 in 2015, to 1.304 million m^3 in 2016 and 1.635 m^3 in 2017. *Acacia mangium*, for example, can be harvested in 10 years after planting and is suitable for woodchips and particle board, although not suitable for plywood.

In Malaysia, roundwood from natural forests is mainly used for plywood while Indonesia uses roundwood from planted forests for plywood. Malaysia's main market is Japan, whereas Indonesia exports to China, the US, and Japan, and also supplies the domestic market. In plywood supply from Indonesia, Japan is only one of a number of markets.

The number of plywood factories in tropical wood producing countries has halved since the peak period. In the past, illegally harvested roundwood was circulated and used for plywood, but in recent years measures against illegal harvested roundwood in developed countries of Europe and the US has expanded, and roundwood for the plywood industry is becoming scarce in Southeast Asian countries. Natural forest resources that can be harvested are becoming restricted in Southeast Asian countries, and the response to illegal logging is becoming more severe. The number of sawmills and the sawmilling industries are also changing, accompanying trends in the plywood industry. The number of laminated timber factories handling roundwood from plantation forests is increasing in these countries. The production volume of rubberwood in Southeast Asian countries is also rising, and wood processing factories that demand this species have been increasing for two decades. Because it is a laminated wood, roundwood of large diameter is not necessary in processing. Japan tire manufacturers are investing and increasing rubber plantations. After collection of sap from rubber forest, rubberwood cut down in 25 to 30 years after planting is supplied to the wood processing industry.

Relationship between Japan's demand and tropical wood

Plywood for concrete formwork is a demand amounting to 700 thousand m^3 per year, which requires plywood made of Southsea raw material. Indonesian and Malaysian plywood are used for concrete formwork and floorboards. It is distinct from the Japanese coniferous wood plywood in terms of use. Malaysian plywood is suitable for concrete panels, Indonesian plywood for floor bases and many versatile uses (foundation material at construction sites, home center sales). Some plywood imports are from China, and those are used for floorboards. China and Vietnam are still considered to have poor product quality. In China, poplar veneer is used for the core and Southsea veneer for the surfaces. Plywood imports from Vietnam are also beginning to increase.

According to interviews with Japan Lumber Importers' Association and three general trading companies, there is only one plywood manufacturing factory that mainly uses Southsea roundwood for plywood manufacture in Japan, and there are also a few plywood manufacturing companies using small quantities of Southsea roundwood. Based on an interview with a general trading company, plywood made by Southsea material has a specific demand due to high qualities such as strength, surface property, processing ease, shock absorbing property, sound insulation property, etc., and in reality, there is no suitable substitute. Therefore, there is a possibility that demand will continue for Southsea plywood of special quality. On the other hand, another general trading company considered that Japanese companies are averse to importing Southsea wood because of illegal logging measures. Unlike before, many companies are engaged in dialogue with environmental NGOs. Considering these circumstances, it is unlikely that domestic demand for Southsea wood will increase and it is expected that the volume of imports will gradually decline.

APPENDICES

Appendix 1. Production and Trade of Timber, 2014-2018 ..... **57**

Appendix 2. Direction of Trade in Volume of Primary Tropical Timber Products between Major ITTO Producers and Consumers in 2017 ..... **141**

Appendix 3. Major Tropical Species Traded in 2015, 2016 and 2017..... **147**

Appendix 4. Price Indices of Major Tropical Timber and Selected Competing Softwood Products **191**

Appendix 5. Trade in Secondary Processed Wood Products, 2011-2018 ..... **197**

Appendix 6. UNECE Committee on Forest and the Forest Industry (COFFI) Market Statement on Forest Products Markets in 2017 and 2018 ..... **211**

Note: production and trade data from 1990 to 2018 are available for download on *http://www.itto.int/annual_review_output/*

SOURCES

The Joint Forest Sector Questionnaires are the main sources of the appendices. Other sources are indicated by the superscripts after the figures.

ITTO SUPERSCRIPTS

C	COMTRADE database.
CB	COMTRADE mirror statistics from COMTRADE database.
R	Figure rounded down to zero.
X	Repeated data.
I	ITTO estimate.
X	Repeated data.
*	Other unofficial data including country statistical reports, trade journals, ITTO project reports, USDA Foreign Agricultural Service reports.
W	Adjustment from weight (usually metric tons) to volume assuming the following factors (unless different conversion factors are reported): coniferous logs – 1.43m^3/ton; non-coniferous tropical logs – 1.37m^3/ton; non-coniferous non-tropical logs – 1.25m^3/ton; coniferous sawnwood –1.82m^3/ton; non-coniferous sawnwood – 1.43m^3/ton; veneer – 1.33m^3/ton; plywood – 1.54m^3/ton.
--	Data not available or impossible to calculate (i.e. divide by zero).

FAO SUPERSCRIPTS

F	FAOSTAT superscript. FAO official data.
F1	FAOSTAT superscript. Aggregate, may include official, semi-official or estimated data.
F2	FAOSTAT superscript. FAO estimate.
F3	FAOSTAT superscript. FAO unofficial figure.
F4	FAOSTAT superscript. FAO data repeated from previous year.

UNECE SUPERSCRIPTS

E1	UNECE Superscript. Validated (supplied by official national correspondent and approved by Secretariat analyst).
E2	UNECE Superscript. Official (from country, supplied by official national correspondent. Can be modified due to obvious errors [wrong units]).
E3	UNECE Superscript. Estimated-analyst (an educated estimate made by Secretariat based upon knowledge and nonofficial sources).
E4	UNECE Superscript. Calculated, exclusively generated by Microsoft Access program for aggregates (both regional and product) and special calculations (e.g. consumption).
E5	UNECE Superscript. Repeated.
E6	UNECE Superscript. Not Published but counted in totals.
E7	UNECE Superscript. Provisional (a very rough estimate by the UNECE secretariat).
E8	UNECE Superscript. Estimated-technical (an estimate based on technical validation rules to make the data fit).
E9	UNECE Superscript. National estimate (unofficial data provided by official source).
TCF	UNECE Timber Committee Forecasts.
ITCF	ITTO Secretariat estimates based on TCF.

APPENDIX 1

Production and Trade of Timber, 2014-2018

Table 1-1-a. Production and Trade of All Timber by ITTO Consumers.....**58**

Table 1-1-b. Production and Trade of Tropical Timber by ITTO Consumers.....**72**

Table 1-1-c. Production and Trade of All Timber by ITTO Producers.....**78**

Table 1-1-d. Production and Trade of Tropical Timber by ITTO Producers **92**

Table 1-1-e. Major non-ITTO Consumers and Producers of Primary Tropical Wood Products by Region.....**98**

Table 1-2-a. Value of Trade of All Timber by ITTO Consumers.....**100**

Table 1-2-b. Value of Trade of Tropical Timber by ITTO Consumers.....**114**

Table 1-2-c. Value of Trade of All Timber by ITTO Producers.....**120**

Table 1-2-d. Value of Trade of Tropical Timber by ITTO Producers **134**

N.B. Domestic Consumption = Production + Imports - Exports.
Unit values may differ for equivalent volumes/values due to rounding.
Export values/prices are FOB; import values are CIF, unless otherwise stated.

Table 1-1-a. Production, Trade and Consumption of All Timber by ITTO Consumers (1000 m^3)

Country	Product	Species	Production 2014	Production 2015	Production 2016	Production 2017	Production 2018	Imports 2014	Imports 2015	Imports 2016	Imports 2017	Imports 2018
Asia-Pacific	**Logs**	**All**	**243 058**	**230 902**	**250 542**	**252 458**	**251 000**	**61 995**	**58 761**	**61 917**	**63 290**	**68 027**
		C	**91 619**	**95 596**	**96 495**	**96 596**	**95 038**	**45 354**	**43 373**	**45 945**	**45 713**	**49 332**
		NC	**151 439**	**135 306**	**154 047**	**155 862**	**155 963**	**16 640**	**15 389**	**15 972**	**17 577**	**18 695**
	Sawn	**All**	**89 257**	**95 442**	**98 200**	**107 197**	**107 197**	**34 285**	**36 722**	**42 641**	**47 392**	**46 947**
		C	**49 613**	**52 532**	**53 724**	**57 863**	**57 863**	**23 950**	**26 714**	**31 308**	**34 329**	**34 376**
		NC	**39 643**	**42 910**	**44 476**	**49 334**	**49 334**	**10 335**	**10 008**	**11 333**	**13 063**	**12 571**
	Ven	**All**	**4 123**	**4 069**	**3 979**	**3 927**	**3 927**	**1 669**	**1 662**	**1 653**	**1 450**	**1 452**
		C	**1 928**	**1 875**	**1 782**	**1 734**	**1 734**	**351**	**316**	**399**	**471**	**494**
		NC	**2 194**	**2 194**	**2 197**	**2 194**	**2 194**	**1 319**	**1 347**	**1 255**	**979**	**958**
	Ply	**All**	**107 943**	**117 173**	**121 567**	**117 504**	**117 504**	**6 249**	**5 882**	**5 812**	**6 056**	**6 133**
		C	**73 194**	**79 381**	**82 441**	**79 803**	**79 803**	**911**	**883**	**1 056**	**1 049**	**1 037**
		NC	**34 748**	**37 792**	**39 126**	**37 701**	**37 701**	**5 338**	**4 999**	**4 756**	**5 007**	**5 096**
Australia	Logs	All	25 267 [F1]	27 290 [F1]	30 083	33 143	33 143	7 [I]	8 [I]	5 [I]	4 [I]	3 [I]
		C	14 368 [F1]	14 929 [F1]	16 346	17 691	17 691	6 [CB]	6 [CB]	4 [CB]	3 [CBI]	1 [CI]
		NC	10 899 [F1]	12 361 [F1]	13 737	15 452	15 452	0 [CR]	3 [CBI]	1 [CBI]	1 [CBI]	2 [CI]
	Sawn	All	4 888 [F1]	5 085 [F1]	5 104	5 243	5 243	698 [I]	759 [I]	688 [I]	621 [I]	630 [I]
		C	4 220 [F]	4 458 [F]	4 429	4 578	4 578	627 [CI]	696 [CI]	626	563	563
		NC	668 [F]	627 [F]	675	665	665	71 [C]	63 [CI]	62 [CI]	58 [CI]	67 [CI]
	Ven	All	122 [X]	122 [X]	122 [X]	122 [X]	122 [X]	9 [I]	14 [I]	12 [I]	15	6 [I]
		C	0 [X]	0 [X]	0 [X]	0 [X]	0 [X]	3 [CBI]	5 [CBI]	2 [CI]	3	1 [CBI]
		NC	122 [X]	122 [X]	122 [X]	122 [X]	122 [X]	6 [CI]	8 [CI]	10	12	6 [CI]
	Ply	All	160 [X]	160 [X]	160 [X]	171	171 [X]	297 [I]	290 [I]	287 [I]	304 [I]	271 [I]
		C	144 [X]	144 [X]	144 [X]	155	155 [X]	118 [C]	127 [C]	151 [C]	152 [CI]	119 [CI]
		NC	16 [X]	16 [X]	16 [X]	16	16 [X]	180 [CI]	163 [CI]	136	152	152
China	Logs	All	161 017 [F1]	147 228 [F1]	162 965 [F1]	161 711 [F1]	161 711 [X]	51 200 [*]	49 291 [I]	51 683 [*]	55 268 [I]	59 750 [*]
		C	24 630 [F1]	28 624 [F1]	26 933 [F1]	25 447 [F1]	25 447 [X]	35 785 [*]	34 782 [C]	36 500 [*]	38 245 [CI]	41 610 [*]
		NC	136 387 [F1]	118 604 [F1]	136 032 [F1]	136 264 [F1]	136 264 [X]	15 415 [*]	14 509 [CI]	15 183 [*]	17 023 [C]	18 140 [*]
	Sawn	All	68 370 [F1]	74 304 [F1]	77 161 [F1]	86 024 [F1]	86 024 [X]	23 821 [I]	26 625 [I]	32 147 [*]	37 393 [I]	36 740 [*]
		C	30 458 [F]	33 102 [F]	34 375 [F]	38 328 [F]	38 328 [X]	14 546 [*]	17 466 [C]	21 584 [*]	25 046 [CI]	24 880 [*]
		NC	37 912 [F]	41 202 [F]	42 786 [F]	47 696 [F]	47 696 [X]	9 275 [G]	9 159 [CI]	10 563 [*]	12 347 [CI]	11 860 [*]
	Ven	All	3 000 [X]	3 000 [X]	3 000 [X]	3 000 [X]	3 000 [X]	984 [I]	997 [I]	951 [*]	737 [I]	737 [X]
		C	1 000 [X]	1 000 [X]	1 000 [X]	1 000 [X]	1 000 [X]	21 [CI]	27 [CI]	49 [*]	72 [CI]	72 [X]
		NC	2 000 [X]	2 000 [X]	2 000 [X]	2 000 [X]	2 000 [X]	963 [CI]	969 [CI]	902 [*]	665 [CI]	665 [X]
	Ply	All	103 977 [I]	113 232 [I]	117 316 [I]	113 109 [I]	113 109 [X]	171 [I]	162 [I]	206 [*]	174 [I]	223 [I]
		C	69 665 [I]	75 866 [I]	78 602 [I]	75 784 [I]	75 784 [X]	47 [CI]	30 [CI]	31 [*]	18 [CI]	67 [CBI]
		NC	34 312 [I]	37 366 [I]	38 714 [I]	37 325 [I]	37 325 [X]	124 [CI]	132 [CI]	175 [*]	156 [CI]	156 [X]
(Hong Kong S.A.R.)	Logs	All	5 [X]	5 [X]	5 [X]	5 [X]	5 [X]	245 [I]	109 [I]	39 [I]	9 [I]	26 [I]
		C	0 [X]	0 [X]	0 [X]	0 [X]	0 [X]	60 [CB]	37 [CBI]	14 [CB]	2 [CBI]	20 [CBI]
		NC	5 [X]	5 [X]	5 [X]	5 [X]	5 [X]	184 [C]	72 [C]	25 [C]	7 [C]	6 [CI]
	Sawn	All	15 [I]	15 [X]	10 [I]	5 [I]	5 [X]	274 [C]	180 [C]	168 [I]	126 [C]	77 [I]
		C	0 [X]	0 [X]	0 [X]	0 [X]	0 [X]	121 [C]	121 [C]	132 [CI]	90 [C]	67 [CI]
		NC	15 [F2]	15 [X]	10 [I]	5 [I]	5 [X]	154 [C]	58 [C]	36 [C]	36 [C]	11 [CI]
	Ven	All	3 [I]	3 [I]	3 [X]	2 [I]	2 [X]	3 [I]	1 [I]	1 [I]	1 [I]	1 [I]
		C	1 [X]	1 [X]	1 [X]	1 [X]	1 [X]	0 [CBRI]	0 [CRI]	0 [CRI]	0 [CRI]	0 [CRI]
		NC	2 [I]	2 [I]	2 [X]	1 [I]	1 [X]	3 [CI]	1 [CBI]	1 [CBI]	1 [CBI]	1 [CI]
	Ply	All	1 [X]	1 [X]	1 [X]	0 [I]	0 [X]	219 [I]	219 [I]	231 [I]	236 [I]	184 [I]
		C	0 [X]	0 [X]	0 [X]	0 [X]	0 [X]	40 [CBI]	37 [CBI]	46 [CB]	33 [CBI]	16 [CBI]
		NC	1 [X]	1 [X]	1 [X]	0 [I]	0 [X]	179 [CBI]	182 [CBI]	185 [CBI]	204 [CBI]	168 [CBI]
(Macao S.A.R.)	Logs	All	1 [I]	1 [X]	1 [I]	1 [I]	2 [I]	0 [C]	0 [RI]	0 [RI]	0 [RI]	0 [C]
		C	1 [I]	1 [X]	1 [F1]	1 [F1]	1 [X]	0 [C]	0 [C]	0 [C]	0 [C]	0 [C]
		NC	0 [X]	0 [X]	0 [X]	0 [X]	1 [I]	0 [C]	0 [CBR]	0 [CBRI]	0 [CBR]	0 [C]
	Sawn	All	0 [X]	0 [X]	0 [X]	0 [X]	0 [X]	14 [CB]	29 [CB]	10 [I]	5 [I]	7 [I]
		C	0 [X]	0 [X]	0 [X]	0 [X]	0 [X]	11 [CB]	13 [CB]	6 [CBI]	4 [CB]	6 [CBI]
		NC	0 [X]	0 [X]	0 [X]	0 [X]	0 [X]	3 [CB]	16 [CB]	4 [CB]	2 [CBI]	1 [CBI]
	Ven	All	0 [RX]	0 [RX]	0 [RX]	0 [RX]	0 [RX]	0 [RI]	0 [RI]	0 [RI]	0 [I]	0 [I]
		C	0 [RX]	0 [RX]	0 [RX]	0 [RX]	0 [RX]	0 [C]	0 [X]	0 [X]	0 [X]	0 [X]
		NC	0 [X]	0 [X]	0 [X]	0 [X]	0 [X]	0 [CBRI]	0 [CRI]	0 [CBRI]	0 [C]	0 [C]
	Ply	All	0 [X]	0 [X]	0 [X]	0 [X]	0 [X]	31 [I]	39 [I]	25 [I]	28 [I]	28 [I]
		C	0 [X]	0 [X]	0 [X]	0 [X]	0 [X]	1 [CB]	5 [C]	3 [CI]	0 [CBR]	2 [CI]
		NC	0 [X]	0 [X]	0 [X]	0 [X]	0 [X]	30 [CBI]	34 [CBI]	22 [CBI]	28 [CBI]	26 [CBI]
(Taiwan Province of China)	Logs	All	1 476 [F1]	1 468 [F1]	1 463 [F1]	1 459 [F1]	1 459 [X]	796 [I]	558 [I]	569 [I]	394 [I]	394 [X]
		C	1 111 [F1]	1 104 [F1]	1 098 [F1]	1 095 [F1]	1 095 [X]	290 [CB]	221 [CB]	245 [CB]	182 [CBI]	182 [X]
		NC	365 [F1]	364 [F1]	365 [F1]	364 [F1]	364 [X]	506 [CI]	337 [CI]	324 [CI]	212 [CI]	212 [X]
	Sawn	All	38 [*]	38 [F1]	38 [F1]	38 [F1]	38 [X]	1 287 [C]	1 276 [C]	1 121 [C]	1 235 [I]	1 088 [I]
		C	33 [*]	33 [F2]	33 [F2]	33 [F4]	33 [X]	906 [C]	972 [C]	878 [C]	989 [C]	842 [CBI]
		NC	5 [*]	5 [F2]	5 [F2]	5 [F4]	5 [X]	381 [C]	304 [C]	243 [C]	247 [CI]	247 [X]
	Ven	All	30 [X]	30 [X]	30 [X]	30 [X]	30 [X]	205 [I]	229 [I]	199 [I]	208 [I]	185 [I]
		C	10 [X]	10 [X]	10 [X]	10 [X]	10 [X]	24 [CBI]	33 [CBI]	29 [CBI]	40 [CBI]	17 [CBI]
		NC	20 [X]	20 [X]	20 [X]	20 [X]	20 [X]	181 [CI]	196 [CI]	170 [CI]	168 [CI]	168 [X]
	Ply	All	164 [X]	164 [X]	164 [X]	164 [X]	164 [X]	775 [I]	671 [I]	658 [I]	631 [I]	600 [I]
		C	14 [X]	14 [X]	14 [X]	14 [X]	14 [X]	222 [C]	206 [C]	184 [C]	226 [CB]	194 [CBI]
		NC	150 [X]	150 [X]	150 [X]	150 [X]	150 [X]	552 [CBI]	465 [CBI]	474 [CBI]	406 [CI]	406 [X]
Japan	Logs	All	21 492 [I]	21 797 [I]	22 355 [I]	22 840 [I]	21 282	4 151	3 450	3 652 [I]	3 266 [I]	3 094 [I]
		C	19 150 [I]	19 561 [I]	20 167 [I]	20 687 [I]	19 129	3 821	3 163	3 388	3 076	2 904 [CI]
		NC	2 342	2 236	2 188	2 153	2 153	330	287	264 [C]	190 [CI]	190
	Sawn	All	9 569	9 554 [F1]	9 293 [I]	9 457	9 457	6 248	5 997	6 315 [C]	6 324 [I]	6 312 [I]
		C	8 622	8 622 [F2]	8 419 [F]	8 606	8 606	5 989	5 770	6 099 [C]	6 124	6 106 [CBI]
		NC	947	932 [F]	874	851	851	259	227	216 [C]	200 [CI]	206 [CBI]
	Ven	All	60 [X]	60 [X]	60 [X]	60 [X]	60 [X]	280 [I]	216 [I]	292 [I]	330 [I]	379 [I]
		C	10 [X]	10 [X]	10 [X]	10 [X]	10 [X]	244	182 [CI]	250 [CI]	298 [CI]	360 [CBI]
		NC	50 [X]	50 [X]	50 [X]	50 [X]	50 [X]	36 [CI]	33 [CI]	42 [CI]	32	18 [CI]
	Ply	All	2 813	2 756	3 063	3 287	3 287	3 491 [I]	2 886 [I]	2 771 [I]	2 904 [I]	3 030 [I]
		C	2 615	2 569	2 888	3 143	3 143	97	85	131	112	125 [CBI]
		NC	198	187	175	144	144	3 394 [I]	2 801 [I]	2 640 [I]	2 792 [I]	2 905 [X]

Exports 2014	2015	2016	2017	2018	Domestic Consumption 2014	2015	2016	2017	2018	Species	Product	Country
19 821	**18 732**	**21 037**	**25 086**	**29 344**	**285 231**	**270 932**	**291 421**	**290 662**	**289 683**	**All**	**Logs**	**Asia-Pacific**
19 554	**18 328**	**20 472**	**24 242**	**28 359**	**117 420**	**120 641**	**121 968**	**118 067**	**116 011**	**C**		
267	**404**	**566**	**844**	**985**	**167 812**	**150 290**	**169 453**	**172 595**	**173 673**	**NC**		
2 818	**2 635**	**2 576**	**2 608**	**2 560**	**120 724**	**129 529**	**138 265**	**151 981**	**151 584**	**All**	**Sawn**	
2 304	**2 277**	**2 237**	**2 339**	**2 322**	**71 260**	**76 968**	**82 795**	**89 853**	**89 916**	**C**		
514	**357**	**339**	**269**	**238**	**49 465**	**52 560**	**55 470**	**62 128**	**61 668**	**NC**		
467	**462**	**441**	**547**	**544**	**5 324**	**5 269**	**5 191**	**4 830**	**4 835**	**All**	**Ven**	
208	**194**	**186**	**201**	**201**	**2 070**	**1 997**	**1 994**	**2 004**	**2 027**	**C**		
259	**268**	**256**	**346**	**343**	**3 254**	**3 272**	**3 196**	**2 826**	**2 808**	**NC**		
9 138	**10 290**	**10 179**	**11 123**	**9 483**	**105 054**	**112 765**	**117 199**	**112 437**	**114 154**	**All**	**Ply**	
2 062	**1 751**	**1 657**	**1 330**	**1 112**	**72 043**	**78 513**	**81 840**	**79 521**	**79 728**	**C**		
7 076	**8 539**	**8 522**	**9 792**	**8 371**	**33 011**	**34 252**	**35 359**	**32 916**	**34 426**	**NC**		
2 642 I	3 299 C	4 256 I	5 064 I	4 885 I	22 632	24 000	25 832	28 083	28 262	All	Logs	Australia
2 438 C	2 982 C	3 900 CB	4 425 CBI	4 177 CI	11 937	11 953	12 450	13 269	13 515	C		
204 CBI	317 C	356 C	639 CBI	708 CBI	10 695	12 047	13 382	14 814	14 747	NC		
407 I	348 C	314 I	290 I	194 I	5 179	5 496	5 478	5 574	5 679	All	Sawn	
363 C	297 C	270 C	244 CI	149 CI	4 484	4 857	4 786	4 897	4 992	C		
44 CI	51 C	44 CBI	46 CBI	45 CI	695	639	692	677	687	NC		
11 I	11 I	16 I	16 I	16 I	120	124	118	121	112	All	Ven	
1 CI	0 CRI	2 CI	0 CRI	0 CRI	2	5	0	2	0	C		
10 CBI	11 CBI	14 CBI	16 CBI	16 X	118	120	117	118	112	NC		
4 I	6 I	9 I	9 I	5 I	453	444	438	466	436	All	Ply	
2 CB	1 CBI	1 CBI	1 CBI	2 CBI	260	270	294	305	271	C		
2 CBI	5 CBI	8 CI	7 CI	4 CI	194	174	144	161	165	NC		
22 I	21 I	153 I	98 I	101 I	212 195	196 498	214 495	216 882	221 360	All	Logs	China
9 CBI	4 CBI	8 CBI	5 CBI	8 CBI	60 406	63 402	63 425	63 688	67 049	C		
13 CI	17 CI	144 CI	93 CI	93 X	151 789	133 096	151 071	153 194	154 311	NC		
485 I	348 I	368 I	281 I	281 X	91 707	100 582	108 940	123 135	122 483	All	Sawn	
140 G	114 C	120 *	114 CI	114 X	44 864	50 454	55 839	63 259	63 094	C		
345 CI	234 CI	248 CBI	167 CI	167 X	46 842	50 127	53 101	59 876	59 389	NC		
300 I	313 I	294 I	381 I	381 X	3 684	3 684	3 657	3 356	3 356	All	Ven	
58 CBI	60 CBI	57 CBI	55 CBI	55 X	963	968	992	1 017	1 017	C		
242 CI	253 CI	237 CI	326 CI	326 X	2 721	2 716	2 665	2 339	2 339	NC		
8 965 I	10 094 I	9 967 I	10 904 I	9 302 I	95 183	103 300	107 555	102 380	104 031	All	Ply	
1 981 CI	1 632 C	1 505 CBI	1 162 CBI	957 CI	67 731	74 264	77 128	74 640	74 894	C		
6 984 G	8 462 CI	8 462 CI	9 742 CI	8 344 CI	27 452	29 036	30 427	27 740	29 137	NC		
0 RI	4 I	0 RI	0 RI	5 I	249	110	44	14	26	All	Logs	(Hong Kong S.A.R.)
0 CR	0 CBR	0 CRI	0 CR	3 CI	60	37	14	2	16	C		
0 CBRI	4 CBRI	0 CBRI	0 CBRI	1 CBI	189	73	30	12	10	NC		
113 C	53 C	29 C	26 C	16 I	176	141	149	106	67	All	Sawn	
17 C	14 C	5 C	4 C	9 CI	103	108	127	87	57	C		
96 C	39 C	24 C	22 C	6 CI	73	34	22	19	9	NC		
2 I	1 I	1 I	1 I	0 RI	4	3	3	2	2	All	Ven	
0 CRI	0 CRI	0 CRI	0 CRI	0 CRI	1	1	1	1	1	C		
2 CI	1 CI	1 CI	1 CI	0 CRI	2	2	2	1	1	NC		
28 I	35 I	22 I	18 I	14 I	192	185	210	219	170	All	Ply	
11 CBI	14 CBI	9 CBI	7 CBI	10 CBI	29	24	38	26	6	C		
17 CI	21 CI	14 CI	11 CI	5 CI	163	162	172	193	164	NC		
0 C	0 I	0 RI	0 RI	0 RX	1	1	1	1	1	All	Logs	(Macao S.A.R.)
0 C	0 C	0 X	0	0 X	1	1	1	1	1	C		
0 C	0 X	0 CBRI	0 CBRI	0 RX	0	0	0	0	0	NC		
0 CBR	0 CBR	0 RI	0 RI	0 RX	14	29	10	5	7	All	Sawn	
0 CBR	0 CBR	0 CBRI	0 CBRI	0 RX	11	13	6	4	6	C		
0 CBR	0 CBR	0 CBRI	0 CBRI	0 RX	3	16	4	2	1	NC		
0 RI	0 RX	0 RX	0 I	0 I	0	0	0	0	0	All	Ven	
0 CBRI	0 RX	0 RX	0 I	0 I	0	0	0	0	0	C		
0 C	0 X	0 X	0 I	0 I	0	0	0	0	0	NC		
0 CBR	0 RI	0 RI	0 RI	0 RI	31	39	25	28	28	All	Ply	
0 CBR	0 CR	0 CBRI	0 CBRI	0 RX	1	5	3	0	2	C		
0 CBR	0 CRI	0 CBRI	0 CBRI	0 CBRI	30	34	22	28	26	NC		
40 C	25 C	25 I	23 I	18 I	2 232	2 001	2 007	1 830	1 835	All	Logs	(Taiwan Province of China)
2 C	1 C	1 C	2 C	0 CBRI	1 399	1 324	1 342	1 275	1 277	C		
38 C	23 C	24 CI	21 CI	18 CBI	833	677	665	555	558	NC		
25 I	18 I	19 I	30 I	18 I	1 300	1 295	1 140	1 243	1 108	All	Sawn	
10 C	4 C	5 CI	5 CI	5 X	930	1 001	906	1 017	869	C		
16 CI	15 CI	14 CI	25 CI	13 CBI	370	294	234	226	238	NC		
4 I	4 I	4 I	3 I	1 I	230	255	225	235	214	All	Ven	
0 CRI	1 CI	1 CI	0 CRI	0 CBRI	34	43	38	49	27	C		
4 CBI	3 CBI	3 CBI	3 CBI	1 CBI	197	212	187	185	187	NC		
64 I	45 I	31 I	26 I	11 I	875	790	791	769	752	All	Ply	
3 CBI	3 CBI	1 CBI	1 CBI	1 CBI	234	217	197	238	207	C		
62 CBI	43 CBI	30 CBI	25 CBI	10 CBI	641	572	594	531	545	NC		
521 I	692 C	650 I	971 I	971	25 122	24 555	25 357	25 135	23 405	All	Logs	Japan
518	686 C	644	963	963	22 453	22 038	22 911	22 800	21 070	C		
3 C	5 C	6 C	8 C	8	2 669	2 518	2 446	2 335	2 335	NC		
67 I	61 C	87	130	86 I	15 750	15 490	15 521	15 651	15 682	All	Sawn	
64	57 C	84	126	82 CI	14 547	14 335	14 435	14 604	14 630	C		
3 C	4 C	4	4	4	1 203	1 155	1 086	1 047	1 053	NC		
1 I	0 RI	1 I	0 RI	0 RI	340	275	351	390	438	All	Ven	
0 CRI	0 CRI	0 CBRI	0 CRI	0 CRI	254	192	260	308	370	C		
1 CI	0 CRI	0 R	0 R	0 CRI	86	83	92	82	68	NC		
8 I	43	94	114	115 I	6 296	5 599	5 740	6 077	6 202	All	Ply	
2 C	41	91	111	111	2 710	2 613	2 928	3 144	3 157	C		
6 I	2	3	3	4 CI	3 586	2 986	2 812	2 933	3 045	NC		

Table 1-1-a. Production, Trade and Consumption of All Timber by ITTO Consumers (1000 m^3)

Country	Product	Species	Production 2014	2015	2016	2017	2018	Imports 2014	2015	2016	2017	2018
Korea, Rep. of	Logs	All	4 212	4 540 [I]	4 963	4 552	4 552	5 593 [I]	5 343 [I]	5 967 [I]	4 341 [I]	4 752 [I]
		C	2 801	2 864	3 303	3 028	3 028	5 392 [CB]	5 163 [CI]	5 794 [CI]	4 204 [CI]	4 615 [CBI]
		NC	1 411	1 676 [F1]	1 660	1 524	1 524	201 [CI]	179 [CI]	173	137 [CI]	137 [X]
	Sawn	All	2 406	2 417	2 293	2 188	2 188	1 894 [I]	1 786 [I]	2 116 [I]	1 618 [I]	2 008 [I]
		C	2 320	2 299	2 180	2 084	2 084	1 724 [C]	1 625 [C]	1 942 [C]	1 471 [CI]	1 870 [CBI]
		NC	86	118	113	104	104	171 [CI]	162 [CI]	174 [CI]	147 [CI]	138
	Ven	All	245	230	240	217	217	189 [I]	206 [I]	199 [I]	159 [I]	144 [I]
		C	245	230	237	217	217	59 [CI]	67 [CI]	69 [CI]	58 [CI]	44
		NC	0	0	3	0 [R]	0 [R]	130 [CI]	138 [CI]	130 [CI]	101 [CI]	101 [X]
	Ply	All	474	478	464	441	441	1 146 [I]	1 486 [I]	1 529 [I]	1 714 [I]	1 714 [X]
		C	403	406	394	375	375	326 [CB]	361 [CBI]	478 [CB]	474 [CBI]	474 [X]
		NC	71	72	70	66	66	820 [CI]	1 126 [CI]	1 051 [CI]	1 240 [CI]	1 240 [X]
New Zealand	Logs	All	29 588 [I]	28 573 [I]	28 707 [I]	28 747 [I]	28 847 [I]	4 [I]	2 [I]	2 [I]	8 [I]	8 [I]
		C	29 558 [F1]	28 513 [F1]	28 647 [F1]	28 647 [F1]	28 647 [X]	0 [R]	0 [R]	0 [CR]	0 [CRI]	0 [RX]
		NC	30 [I]	60 [I]	60 [I]	100 [I]	200 [I]	4 [C]	2 [C]	2 [CI]	7 [CI]	8 [CI]
	Sawn	All	3 971 [*]	4 030 [*]	4 301 [*]	4 242 [F1]	4 242 [X]	48	70	75	69 [I]	85 [I]
		C	3 960 [*]	4 019 [*]	4 287 [*]	4 234 [F2]	4 234 [X]	26	50	41	42 [CI]	42 [X]
		NC	11 [*]	11 [*]	13 [*]	8 [F4]	8 [X]	22	19	35	27 [CI]	43 [CI]
	Ven	All	662 [I]	624 [I]	524 [I]	496 [I]	496 [X]	0 [RI]	0 [RI]	0 [RI]	0 [RI]	0 [RI]
		C	662 [*]	624 [*]	523 [*]	496	496 [X]	0 [CRI]	0 [CRI]	0 [CRI]	0 [CRI]	0 [CRI]
		NC	0	0 [RI]	0 [RI]	0 [RI]	0 [RX]	0 [CRI]	0 [CRI]	0 [CBRI]	0 [CBRI]	0 [CBRI]
	Ply	All	353 [*]	382 [*]	399 [I]	332	332 [X]	119	127	104 [I]	65 [I]	83 [I]
		C	353 [*]	382 [*]	399 [*]	332	332 [X]	60	32	32 [CB]	35 [CBI]	40 [CI]
		NC	0 [*]	0 [*]	0 [I]	0	0 [X]	60	96	73	30 [CBI]	43 [CI]
EU 28	**Logs**	**All**	**347 869**	**351 602**	**355 732**	**367 128**	**370 979**	**54 795**	**51 530**	**53 617**	**53 093**	**57 796**
		C	**268 800**	**272 005**	**275 697**	**285 686**	**288 583**	**33 530**	**32 965**	**35 137**	**35 388**	**38 516**
		NC	**79 068**	**79 598**	**80 036**	**81 442**	**82 396**	**21 264**	**18 565**	**18 480**	**17 704**	**19 280**
	Sawn	**All**	**104 364**	**105 499**	**108 234**	**110 896**	**111 116**	**35 191**	**36 515**	**38 470**	**41 580**	**44 686**
		C	**94 772**	**95 453**	**97 661**	**100 046**	**100 156**	**30 584**	**31 885**	**33 605**	**36 945**	**39 381**
		NC	**9 592**	**10 046**	**10 574**	**10 850**	**10 960**	**4 607**	**4 629**	**4 865**	**4 635**	**5 305**
	Ven	**All**	**1 371**	**1 341**	**1 318**	**1 342**	**1 371**	**1 019**	**1 094**	**1 188**	**1 310**	**1 280**
		C	**459**	**425**	**444**	**422**	**431**	**146**	**155**	**159**	**170**	**152**
		NC	**913**	**916**	**874**	**920**	**940**	**873**	**939**	**1 029**	**1 140**	**1 128**
	Ply	**All**	**4 484**	**4 735**	**4 949**	**5 387**	**5 412**	**6 632**	**6 804**	**7 141**	**7 561**	**7 451**
		C	**1 968**	**2 088**	**2 198**	**2 447**	**2 457**	**2 474**	**2 530**	**2 492**	**2 581**	**2 399**
		NC	**2 516**	**2 647**	**2 751**	**2 940**	**2 956**	**4 157**	**4 275**	**4 649**	**4 980**	**5 052**
Austria	Logs	All	12 030	12 570	12 173 [I]	12 738 [I]	12 738 [X]	7 682 [I]	7 660	10 058 [I]	10 608 [I]	10 178 [I]
		C	11 068	11 571	11 145	11 722	11 722 [X]	6 272 [C]	6 321	8 521 [CI]	9 105 [CI]	9 167 [CBI]
		NC	962	999	1 029 [F1]	1 016 [F1]	1 016 [X]	1 410	1 339	1 537 [CBI]	1 504 [CI]	1 011 [CBI]
	Sawn	All	8 460	8 731 [I]	9 410 [I]	9 614	9 614 [X]	2 264 [I]	1 909 [I]	2 250 [I]	1 995 [I]	2 413 [I]
		C	8 327	8 605 [F]	9 256	9 439	9 439 [X]	2 103 [CBI]	1 740 [CB]	2 058 [CBI]	1 815 [CBI]	2 152 [CBI]
		NC	133	126	154 [F]	175	175 [X]	161	169	192	179	260 [CBI]
	Ven	All	8 [E5]	8 [E5]	7 [E10]	7 [E10]	7 [X]	44	51 [I]	53	58	49 [I]
		C	6 [E5]	6 [E5]	5 [E10]	5 [E10]	5 [X]	13	15	15	15	8 [CBI]
		NC	2 [E5]	2 [E5]	2 [E10]	2 [E10]	2 [X]	32	36 [E2]	39	43	41 [CBI]
	Ply	All	306 [I]	241 [E]	291 [E]	291 [E5]	291 [X]	160	190 [I]	181 [E2]	232 [E8]	232 [X]
		C	275 [I]	210 [E8]	260 [E8]	260 [E5]	260 [X]	81	115 [E2]	97 [E2]	125 [E8]	125 [X]
		NC	31 [E5]	31 [E5]	31 [E5]	31 [E5]	31 [X]	79	74	84 [E2]	108 [E8]	108 [X]
Belgium	Logs	All	4 519 [F1]	4 519 [F1]	4 519 [F1]	4 519 [F1]	4 519 [X]	4 472 [C]	4 021 [C]	3 899 [C]	4 170 [I]	4 641 [I]
		C	3 515 [F1]	3 515 [F1]	3 515 [F1]	3 515 [F1]	3 515 [X]	2 174 [C]	2 061 [C]	1 954 [C]	1 735 [CI]	2 206 [CI]
		NC	1 004 [F1]	1 004 [F1]	1 004 [F1]	1 004 [F1]	1 004 [X]	2 297 [C]	1 960 [C]	1 944 [C]	2 435 [CI]	2 435 [X]
	Sawn	All	1 805 [F1]	1 800 [F1]	1 700 [F1]	1 650 [F1]	1 650 [X]	2 358 [C]	2 351 [C]	2 517 [C]	2 487 [I]	2 901 [I]
		C	1 520 [F3]	1 500 [F3]	1 400 [F3]	1 350 [F3]	1 350 [X]	1 898 [C]	1 898 [C]	1 987 [C]	2 057 [CI]	2 236 [CI]
		NC	285 [F3]	300 [F3]	300 [F2]	300 [F2]	300 [X]	460 [C]	453 [C]	529 [C]	430 [F]	665 [CI]
	Ven	All	34 [E5]	34 [E5]	34 [E5]	34 [E5]	34 [X]	23 [I]	17 [I]	23 [I]	67 [I]	43 [I]
		C	2 [E5]	2 [E5]	2 [E5]	2 [E5]	2 [X]	2 [CI]	2 [CI]	1 [CI]	1 [CI]	2 [CI]
		NC	32 [E5]	32 [E5]	32 [E5]	32 [E5]	32 [X]	21 [CI]	16 [CI]	22 [CI]	66 [CI]	40 [CI]
	Ply	All	24 [E5]	24 [E5]	24 [E5]	79 [I]	79 [X]	553 [I]	523 [I]	574 [I]	446 [I]	509 [I]
		C	5 [E5]	5 [E5]	5 [E5]	60 [I]	60 [X]	206 [C]	207 [C]	217 [C]	148 [CI]	230 [CI]
		NC	19 [E5]	19 [E5]	19 [E5]	19 [E5]	19 [X]	347 [CI]	317 [CI]	357 [CI]	298 [CI]	279 [CI]
Bulgaria	Logs	All	3 036	3 524	3 481	3 209	3 209 [X]	32	23 [I]	16 [I]	20 [I]	28 [I]
		C	2 000	2 428	2 436	2 123	2 123 [X]	8	4 [C]	4 [C]	6 [C]	4 [CBI]
		NC	1 036	1 096	1 045	1 086	1 086 [X]	24	18 [CBI]	12 [CBI]	14 [CBI]	24 [CBI]
	Sawn	All	831	938 [F1]	827 [I]	827 [F1]	827 [X]	30 [I]	42 [I]	44 [I]	41 [C]	40 [I]
		C	700	775 [F]	712	712 [F2]	712 [X]	7	16	11 [C]	13 [C]	13 [CBI]
		NC	131	163 [F]	115 [F]	115 [F2]	115 [X]	23 [C]	26 [C]	32 [CI]	28 [C]	27 [CBI]
	Ven	All	23 [I]	23 [X]	23 [X]	23 [X]	23 [X]	32 [I]	34 [I]	42 [I]	39 [I]	31 [I]
		C	23 [E]	23 [X]	23 [X]	23 [X]	23 [X]	0 [CRI]	0 [CBRI]	0 [CBRI]	0 [CBRI]	0 [CBRI]
		NC	1 [X]	1 [X]	1 [X]	1 [X]	1 [X]	32 [CI]	34 [CI]	42	38	31 [CBI]
	Ply	All	66 [I]	67 [E10]	71 [E10]	71 [E5]	71 [X]	49 [I]	53 [I]	58 [I]	63 [I]	75 [I]
		C	51	62 [E10]	65 [E10]	65 [E5]	65 [X]	5 [C]	2 [C]	2 [C]	1 [C]	0 [CBRI]
		NC	15 [E3]	5 [E10]	6 [E10]	6 [E5]	6 [X]	45 [CI]	50 [CI]	56 [CI]	62 [CBI]	75 [CBI]
Croatia	Logs	All	3 344	3 625 [I]	3 397 [F1]	3 613 [I]	3 513 [I]	7	52 [C]	72 [C]	57 [I]	161 [I]
		C	812	775	750 [F1]	813 [F1]	813 [X]	0 [R]	24 [C]	40 [C]	15	68 [CI]
		NC	2 532	2 850 [I]	2 647 [F1]	2 800 [I]	2 700 [I]	7	28 [C]	31 [C]	42 [C]	93 [CI]
	Sawn	All	1 294 [F1]	1 488 [F1]	1 434	1 622	1 622 [X]	346	413 [I]	376	442	538 [I]
		C	207 [F]	267 [F]	220	231	231 [X]	317	363	328	368	423 [CI]
		NC	1 087 [F]	1 221 [F]	1 214	1 391	1 391 [X]	29	50 [CBI]	48	74	114 [CI]
	Ven	All	19 [I]	23	25	27	27 [X]	4	5	7	7	9 [I]
		C	0 [E]	0	0	0	0 [X]	1	1	2	2	3 [CI]
		NC	19	23	25	27	27 [X]	3	4	5	5	6 [CI]
	Ply	All	1	1 [I]	2	12	12 [I]	32 [I]	28 [I]	26	28	39 [I]
		C	0	0	0	0	0 [I]	7	10 [I]	11	11	11 [X]
		NC	1	1 [X]	2	12	12 [X]	25 [CI]	18 [CI]	15	17	28 [CI]

Exports 2014	2015	2016	2017	2018	Domestic Consumption 2014	2015	2016	2017	2018	Species	Product	Country
1 I	0 RI	1 I	14 I	14 I	9 804	9 882	10 929	8 879	9 291	All	Logs	Korea, Rep. of
1 CB	0 CBR	1 C	12 CB	12 X	8 192	8 027	9 096	7 219	7 631	C		
0 R	0 CRI	0 CRI	1	1	1 612	1 855	1 833	1 659	1 659	NC		
13 I	20 I	24 I	24 I	22 I	4 287	4 183	4 385	3 781	4 174	All	Sawn	
10	18	23	22	22	4 034	3 905	4 099	3 534	3 933	C		
3 C	2 CI	1 CI	3 CI	1 CBI	254	278	286	248	241	NC		
0 R	0 R	0 R	0 R	0 R	434	435	438	376	361	All	Ven	
0 R	0 R	0 R	0 R	0 R	304	297	306	275	261	C		
0 R	0 R	0 R	0 R	0 R	130	138	133	101	101	NC		
4	4	4	4 I	4 I	1 616	1 960	1 989	2 151	2 151	All	Ply	
0 R	0 R	0 R	0 R	0 R	729	767	872	849	849	C		
3	4	4	3 CI	3 X	887	1 194	1 117	1 302	1 302	NC		
16 595 I	14 691 I	15 951	18 916 I	23 351 I	12 997	13 884	12 757	9 838	5 504	All	Logs	New Zealand
16 586 *	14 654 C	15 916	18 835 CI	23 195 I	12 972	13 859	12 731	9 813	5 453	C		
9	38	35	81 CBI	156 CI	25	24	27	26	52	NC		
1 708	1 787	1 735 I	1 827 I	1 942 I	2 311	2 312	2 641	2 484	2 385	All	Sawn	
1 700	1 774	1 731	1 824 C	1 940 I	2 286	2 295	2 597	2 452	2 336	C		
8	13	4 C	3 CI	2 CI	25	17	44	33	49	NC		
149 I	133 I	126	145 I	145 I	513	491	398	351	351	All	Ven	
149	133	126	145 C	145 X	513	491	398	351	351	C		
0 CRI	0 CRI	0 R	0 RX	0 CRI	0	0	0	1	1	NC		
65	62	52	49 I	32 I	408	447	451	348	384	All	Ply	
63	61	50	48 CI	31 CI	350	353	381	319	342	C		
3	2	2	1 I	1 X	57	94	71	29	42	NC		
40 335	**36 686**	**37 361**	**39 500**	**42 262**	**362 329**	**366 446**	**371 988**	**380 721**	**386 513**	**All**	**Logs**	
26 305	**24 441**	**25 586**	**27 611**	**29 329**	**276 026**	**280 528**	**285 247**	**293 463**	**297 770**	**C**		
14 030	**12 246**	**11 775**	**11 889**	**12 933**	**86 303**	**85 917**	**86 741**	**87 258**	**88 743**	**NC**		
52 145	**51 182**	**53 713**	**56 042**	**55 521**	**87 410**	**90 832**	**92 992**	**96 434**	**100 282**	**All**	**Sawn**	
46 868	**45 729**	**48 294**	**50 426**	**49 523**	**78 488**	**81 609**	**82 971**	**86 565**	**90 015**	**C**		
5 278	**5 453**	**5 418**	**5 616**	**5 998**	**8 922**	**9 223**	**10 020**	**9 869**	**10 268**	**NC**		**EU 28**
716	**722**	**748**	**752**	**730**	**1 674**	**1 714**	**1 758**	**1 900**	**1 921**	**All**	**Ven**	
119	**121**	**117**	**108**	**103**	**485**	**460**	**486**	**484**	**480**	**C**		
597	**601**	**631**	**644**	**627**	**1 188**	**1 255**	**1 272**	**1 416**	**1 441**	**NC**		
3 954	**3 963**	**4 321**	**4 637**	**4 628**	**7 162**	**7 576**	**7 769**	**8 310**	**8 235**	**All**	**Ply**	
1 794	**1 741**	**1 768**	**1 933**	**1 889**	**2 648**	**2 877**	**2 922**	**3 094**	**2 967**	**C**		
2 160	**2 222**	**2 554**	**2 704**	**2 739**	**4 514**	**4 699**	**4 847**	**5 216**	**5 268**	**NC**		
730 I	852 I	1 021 I	1 063 I	1 066 I	18 982	19 379	21 210	22 284	21 850	All	Logs	Austria
609	734 C	847 C	865 CI	847 CBI	16 731	17 158	18 819	19 962	20 043	C		
122 CI	117 CI	174 CI	198 CI	220 CBI	2 251	2 220	2 392	2 322	1 807	NC		
5 476 I	4 781 I	5 696 I	5 712 I	5 251 I	5 248	5 859	5 964	5 897	6 776	All	Sawn	
5 298 CI	4 624 CI	5 530 CI	5 534 CI	5 075 CBI	5 133	5 721	5 785	5 720	6 516	C		
178 CI	157 CI	167 CI	177 CI	176 CBI	115	139	179	177	259	NC		
14 I	13 I	14 I	16 I	16 I	39	46	47	49	40	All	Ven	
2 CI	2 CI	2	2	2 CBI	17	19	18	17	11	C		
12 CI	12 CI	12 CI	13 CI	13 X	21	26	29	32	30	NC		
346	299	340 E2	349 E8	349 X	120	132	132	174	174	All	Ply	
305	265	307 E2	316 E8	316 X	51	61	50	69	69	C		
40	34	32 E2	33 E8	33 X	69	71	83	105	105	NC		
1 233 C	1 297 C	1 086 C	1 320 I	1 180 I	7 759	7 244	7 332	7 369	7 980	All	Logs	Belgium
573 C	592 C	459 C	604 CI	597 CI	5 117	4 984	5 011	4 646	5 124	C		
660 C	704 C	627 C	716 CBI	583 CBI	2 642	2 260	2 322	2 723	2 855	NC		
1 233 C	1 320 I	1 411 I	1 591 I	2 011 I	2 930	2 831	2 805	2 546	2 540	All	Sawn	
887 C	925 C	948 C	1 277 CI	1 602 CI	2 531	2 473	2 439	2 130	1 984	C		
346 C	395 CI	463 CI	314 CI	409 CI	399	358	366	417	556	NC		
8 I	5 I	10 I	10 I	10 I	49	47	47	92	67	All	Ven	
0 CRI	0 CRI	0 CRI	0 CRI	0 CRI	3	3	2	3	4	C		
8 CI	4 CI	10 CI	10 CI	10 CI	46	44	44	89	63	NC		
398 I	377 I	432 I	399 I	355 I	179	171	166	125	233	All	Ply	
155 CI	148 C	150 C	202 CI	166 CI	57	64	73	6	123	C		
243 CI	229 CI	282 CI	197 CI	189 CI	122	107	94	119	109	NC		
543	223	169 C	167 C	170 I	2 525	3 324	3 329	3 061	3 067	All	Logs	Bulgaria
111	59	127 C	131 C	131 X	1 897	2 373	2 313	1 998	1 996	C		
432	164	42 C	37 C	39 CBI	628	951	1 015	1 063	1 071	NC		
404	384	291	274	257 I	457	597	580	594	610	All	Sawn	
343	327	243	220	220 X	364	464	481	504	506	C		
61	57	48	53	37 CBI	93	133	99	90	105	NC		
20 I	17 I	13 I	10 I	11 I	36	41	52	52	43	All	Ven	
1	0 CBRI	0 CBRI	1 CBI	1 CBI	22	23	23	22	22	C		
19 CBI	17 CBI	13 CBI	10 CBI	10 CBI	14	18	30	29	21	NC		
50	61	54 I	62 I	65 I	66	59	75	71	82	All	Ply	
9	9	7 C	1 C	3 CBI	47	55	60	65	63	C		
41	52	47 CI	62 CI	62 X	19	3	15	6	19	NC		
436	501	417 I	291	255 I	2 914	3 176	3 051	3 378	3 418	All	Logs	Croatia
67	55	74 C	102	93 CBI	745	744	716	725	787	C		
369	446	343	189	162 CI	2 169	2 432	2 335	2 653	2 631	NC		
1 259	1 298 I	1 249	1 369	1 604 I	381	603	561	695	555	All	Sawn	
329	396	329	347	338 CI	195	234	219	253	317	C		
930	902 F	920	1 022	1 267 CI	186	370	342	443	238	NC		
15 I	16 I	19 I	22 I	26 I	8	11	13	13	10	All	Ven	
0 CBRI	1 CBI	1 CBI	1 CBI	1 CBI	0	0	1	1	2	C		
15	15	18 CI	20	25 CI	8	11	12	12	8	NC		
6	7	7	4	9 I	27	22	20	36	42	All	Ply	
5	4	4	2	2 RX	2	6	7	9	9	C		
2	3	4	3	7 CI	25	16	13	27	33	NC		

Table 1-1-a. Production, Trade and Consumption of All Timber by ITTO Consumers (1000 m^3)

Country	Product	Species	Production 2014	2015	2016	2017	2018	Imports 2014	2015	2016	2017	2018
Cyprus	Logs	All	7 [I]	7 [I]	7 [I]	5 [I]	5 [X]	3 [I]	2 [I]	1 [I]	1 [I]	3 [I]
		C	4	3	4 [I]	3 [I]	3 [X]	3 [CB]	2 [CB]	0 [CR]	0 [R]	2 [CBI]
		NC	3 [I]	4 [I]	3 [I]	2 [I]	2 [X]	0 [R]	0 [R]	1	1 [C]	1 [CBI]
	Sawn	All	2 [I]	2 [I]	2 [I]	1 [I]	1 [X]	44 [I]	42 [C]	40	41	39 [I]
		C	2 [F]	2 [F]	2 [F]	1 [E2]	1 [X]	38 [C]	35 [C]	32	29	35 [CBI]
		NC	0 [R]	0 [R]	0 [R]	0 [R]	0 [RX]	7	8 [C]	8	12	4 [CBI]
	Ven	All	0 [R]	0 [R]	0 [RI]	0 [RI]	0 [RI]	1 [I]	3 [I]	11 [I]	7 [I]	7 [I]
		C	0 [R]	0 [R]	0 [RI]	0 [I]	0 [X]	0 [CRI]	0 [CRI]	0 [CRI]	0 [CBRI]	0 [CBRI]
		NC	0 [R]	0 [R]	0 [RI]	0 [RE2]	0 [R]	0 [R]	3	11	7	7 [X]
	Ply	All	1 [I]	1 [I]	1 [X]	0 [RE2]	0 [RX]	9 [I]	7 [I]	12 [I]	40 [I]	67 [I]
		C	0	0	0 [X]	0 [E2]	0 [X]	1	1	1	2	0 [CBRI]
		NC	1 [X]	1 [X]	1 [X]	0 [RE2]	0 [RX]	8 [CI]	6 [CI]	11 [CBI]	39 [CBI]	66 [CBI]
Czech Republic	Logs	All	13 365	13 827	15 342 [F1]	17 011 [F1]	17 011	2 439	2 329	1 796	1 898	1 702 [I]
		C	12 306	12 871	14 443 [F1]	16 088 [F1]	16 088	2 058	1 980	1 500	1 623	1 435 [CI]
		NC	1 059	956	899 [F1]	923 [F1]	923	381	349	296	275	267 [CI]
	Sawn	All	3 861	4 150	4 063	4 305	4 305	643 [I]	624 [I]	748	834	887 [I]
		C	3 610	3 920	3 830	4 070	4 070	569	534	629	724	744 [CI]
		NC	251	230	233	235	235	74 [F3]	90 [F3]	119	110	143 [CI]
	Ven	All	30	28	24	25	25	51	61	64	66	66
		C	14	10	11	10	10	8	13	13	13	13
		NC	16	18	13	15	15	43	48	51	52	52
	Ply	All	181	180	212	220	220	82	88	93	96	88 [I]
		C	129	129	138	144	144	21	22	27	30	22 [CBI]
		NC	52	51	74	76	76	61	66	66	66	66
Denmark	Logs	All	2 098 [F1]	2 033 [F1]	1 781 [F1]	1 781 [F1]	1 781 [X]	319 [I]	262 [I]	259 [I]	331 [I]	382 [I]
		C	1 893 [F1]	1 769 [F1]	1 556 [F1]	1 556 [F1]	1 556 [X]	185 [C]	117 [C]	110 [CI]	155 [CBI]	166 [CBI]
		NC	205 [F1]	264 [F1]	225 [F1]	225 [F1]	225 [X]	134 [CBI]	145 [CBI]	149 [CI]	176 [CI]	217 [CI]
	Sawn	All	358 [F1]	377 [F1]	387 [F1]	387 [F1]	387 [X]	1 343 [I]	1 327 [I]	1 488 [I]	1 457 [I]	1 252 [I]
		C	291 [F2]	310 [F3]	320 [F3]	320 [F2]	320 [X]	1 243 [CB]	1 230 [CBI]	1 376 [CB]	1 333 [CBI]	1 112 [CI]
		NC	67 [F2]	67 [F]	67 [F]	67 [F2]	67 [X]	100 [F3]	97 [CBI]	112 [CI]	124 [CI]	139 [CI]
	Ven	All	80 [E5]	80 [E2]	80 [E2]	80 [E5]	80 [X]	24 [I]	20 [I]	22 [I]	25 [I]	39 [I]
		C	80 [E5]	80 [E2]	80 [E2]	80 [E5]	80 [X]	0 [CRI]	0 [CRI]	0 [CRI]	0 [CRI]	0 [CRI]
		NC	0 [E5]	0 [E2]	0 [E2]	0 [E5]	0 [X]	24 [CI]	20 [CI]	22 [CI]	25 [CI]	39 [CI]
	Ply	All	0 [E5]	0 [E2]	0 [E2]	0 [E5]	0 [X]	256 [I]	225 [I]	186 [I]	179 [I]	218 [I]
		C	0 [E5]	0 [E2]	0 [E2]	0 [E5]	0 [X]	151 [CB]	164 [CB]	113 [CI]	106 [CI]	140 [CI]
		NC	0 [E5]	0 [E2]	0 [E2]	0 [E5]	0 [X]	105 [CI]	62 [CBI]	73 [CBI]	73 [CI]	78 [CBI]
Estonia	Logs	All	6 631 [F1]	6 440 [F1]	7 027 [F1]	6 842 [F1]	7 600 [I]	231	287	196	218	255
		C	4 504 [F1]	4 381 [F1]	4 827 [F1]	4 700 [F1]	4 800	147	184	149	176	210
		NC	2 127 [F1]	2 059 [F1]	2 200 [F1]	2 142 [F1]	2 800 [I]	84	104	47	42	45
	Sawn	All	1 554 [F1]	1 770 [F1]	1 700 [F1]	1 720 [F1]	1 750	982	1 076	1 162	1 331	1 400
		C	1 438 [F]	1 625 [F]	1 580 [F]	1 600 [F]	1 630	897	974	1 064	1 222	1 285
		NC	116 [F]	146 [F]	120 [F]	120 [F]	120	85	102	98	109	115
	Ven	All	110	115	111 [I]	200 [I]	200 [I]	4	5	5	7	10
		C	17	15	15	10 [I]	10 [X]	0 [R]	0 [R]	0 [R]	0 [R]	0 [R]
		NC	93	100	96 [E2]	190	190	4	5	5	7	10
	Ply	All	47 [E2]	48 [E2]	53 [E2]	90 [E2]	90 [X]	82	84	101	105	120
		C	0 [E2]	0 [E2]	0 [E2]	0 [E2]	0 [X]	11	12	19	24	45
		NC	47 [E2]	48 [E2]	53 [E2]	90 [E2]	90 [X]	72	71	81	81	75
Finland	Logs	All	49 202 [F1]	51 446 [F1]	54 327 [F1]	55 330 [F1]	55 330 [X]	6 257	5 709	5 907 [C]	4 831	6 004 [I]
		C	41 402 [F1]	42 925 [F1]	45 360 [F1]	46 528 [F1]	46 528 [X]	1 464	1 181	1 540 [C]	1 132	1 501 [CBI]
		NC	7 799 [F1]	8 522 [F1]	8 966 [F1]	8 802 [F1]	8 802 [X]	4 793	4 528	4 367 [C]	3 698	4 503 [CBI]
	Sawn	All	10 920 [F1]	10 640 [F1]	11 420 [F1]	11 745 [F1]	11 745 [X]	352	427	488 [I]	565	635 [I]
		C	10 880 [F3]	10 600 [F3]	11 370 [F]	11 700 [F]	11 700 [X]	329	404	468 [C]	537	612 [CI]
		NC	40 [F]	40 [F]	50 [F]	45 [F]	45 [X]	23	22	19 [CI]	28	24 [CI]
	Ven	All	53 [E]	58 [I]	57 [E10]	57 [E5]	60 [I]	8	11 [I]	9 [I]	16 [I]	18 [I]
		C	50 [E2]	50 [I]	55 [E10]	55 [E5]	55 [X]	0 [R]	0 [CRI]	0 [CRI]	0 [R]	0 [CRI]
		NC	3 [E5]	8 [E2]	2 [E10]	2 [E5]	5 [I]	8	11	9 [CI]	16 [CI]	18 [CI]
	Ply	All	1 160 [E9]	1 150 [E2]	1 139 [E2]	1 241 [E2]	1 241 [X]	89 [I]	82 [I]	93 [E2]	97 [E2]	128 [I]
		C	780 [E9]	770 [E2]	770 [E2]	840 [E2]	840 [X]	20	20	28 [E2]	31 [E2]	31 [X]
		NC	380 [E9]	380 [E2]	369 [E2]	401 [E2]	401 [X]	68 [E2]	62 [E2]	65 [E2]	67 [E2]	97 [CI]
France	Logs	All	25 839 [I]	25 152 [I]	25 392 [I]	25 408 [I]	25 407 [I]	1 512	1 349 [I]	1 444	1 224	1 224 [X]
		C	17 071	16 491 [F1]	16 519 [F1]	16 702 [F1]	16 702 [X]	1 191	1 027	1 130	960	960 [X]
		NC	8 767 [I]	8 661 [I]	8 872 [I]	8 706 [I]	8 705 [I]	321	323 [F1]	315	263	263 [X]
	Sawn	All	7 732 [I]	7 558 [I]	7 925 [I]	8 140 [I]	8 140 [I]	2 503	2 431	2 621	2 722	3 062 [I]
		C	6 358	6 223 [F]	6 406 [F3]	6 604 [F3]	6 604 [X]	2 217	2 146	2 309	2 445	2 828 [CBI]
		NC	1 374 [I]	1 334 [I]	1 519 [I]	1 536 [I]	1 536 [I]	286	284	312	277	234 [CBI]
	Ven	All	93	159 [I]	159 [I]	159 [I]	159 [X]	97	105	120	107	107 [I]
		C	23	40 [E9]	40 [E2]	40 [E10]	40 [X]	19	17	18	17	17 [CBI]
		NC	69	119	119	119	119 [X]	77	87	102	90	90 [X]
	Ply	All	245 [E9]	246 [E9]	250 [E2]	255 [E2]	255 [X]	429	420	478	528	493 [I]
		C	120 [E9]	98 [E9]	100 [E2]	102 [E2]	102 [X]	107	97	118	133	101 [CBI]
		NC	125 [E9]	147 [E9]	150 [E2]	153 [E2]	153 [X]	321	323	360	395	392 [CBI]
Germany	Logs	All	43 243 [I]	45 119	42 780	43 562	43 562 [X]	8 417	8 579	8 697	8 681	8 836 [I]
		C	34 968	36 740	34 385	35 703	35 703 [X]	7 906	7 942	8 153	8 151	8 237 [CI]
		NC	8 274 [F1]	8 378	8 395	7 859	7 859 [X]	510	637	543	529	599 [CI]
	Sawn	All	21 772 [I]	21 490 [I]	22 197	23 168	23 168 [X]	4 622	4 763	5 113	5 144	5 740 [I]
		C	20 757 [F]	20 434 [F]	21 109	22 050	22 050 [X]	4 173	4 330	4 718	4 738	5 338 [CI]
		NC	1 015	1 056	1 088	1 117	1 117 [X]	449	433	395	406	402 [CI]
	Ven	All	98	90	87 [E9]	89 [E9]	89 [X]	103	110	125	115	115 [X]
		C	0 [R]	0 [R]	0 [RE9]	0 [RE9]	0 [RX]	29	28	33	30	30 [X]
		NC	97	89	87 [E9]	89 [E9]	89 [X]	73	82	91	85	85 [X]
	Ply	All	148	117	114 [E9]	100 [E9]	100 [X]	1 369	1 397	1 458	1 509	1 535 [I]
		C	37	35	26 [E9]	12 [E9]	12 [X]	543	554	544	559	461 [CI]
		NC	111	82	88 [E9]	87 [E9]	87 [X]	827	843	914	949	1 074 [CI]

Exports 2014	2015	2016	2017	2018	Domestic Consumption 2014	2015	2016	2017	2018	Species	Product	Country
0 CBR	1 I	0 RI	0 RI	1 I	9	8	7	5	7	All	Logs	Cyprus
0 CBR	0 CBR	0 CBR	0 CBRI	0 CBRI	6	4	4	3	5	C		
0 CBR	1 CBI	0 CBRI	0 CBRI	1 CBI	3	3	3	2	2	NC		
2 CB	2 I	6 I	5 I	5 I	45	43	35	37	35	All	Sawn	
1 CB	1 CB	6 CBI	5 CBI	4 CBI	39	35	27	25	31	C		
0 CBR	0 CBRI	0 CBRI	0 CBRI	0 CBRI	7	8	8	12	4	NC		
0 RI	0 RI	0 RI	0 RI	0 RI	1	3	11	7	7	All	Ven	
0 CBRI	0 CBRI	0 CBRI	0 CBRI	0 CB	0	0	0	0	0	C		
0	0 CRI	0 CRI	0 CBRI	0 CBRI	1	3	11	7	7	NC		
0 RI	1 I	1 I	1 I	0 RI	10	8	12	40	67	All	Ply	
0 CBR	0 CBR	0 CBRI	0 CBRI	0 CBRI	1	1	1	2	0	C		
0 CBRI	1 CBI	1 CBI	1 CBI	0 CBRI	9	7	11	38	66	NC		
4 931	4 993	5 225	6 583	6 658 I	10 873	11 163	11 913	12 326	12 055	All	Logs	Czech
4 601	4 705	5 079	6 380	6 380	9 763	10 146	10 864	11 331	11 143	C		Republic
330	288	146	203	278 CI	1 110	1 017	1 049	995	912	NC		
1 719 I	1 537 F1	1 565 F1	1 857 F1	1 929 I	2 784	3 237	3 246	3 282	3 263	All	Sawn	
1 689 F3	1 510 F3	1 537 F3	1 827 F3	1 899 CI	2 490	2 944	2 922	2 967	2 915	C		
30 CBI	27 F3	28 F3	30 F3	30 X	294	293	324	315	348	NC		
21 I	17 I	20 I	24 I	33 I	60	72	68	67	58	All	Ven	
1 CI	1 CI	3 CI	4 CI	3 CI	21	22	21	19	21	C		
21 CI	16 CI	17 CI	20 CI	30 CI	38	50	47	47	37	NC		
124	124	161	163	165	139	144	144	152	143	All	Ply	
86	84	97	99	99	64	67	68	75	68	C		
38	40	64	65	67	75	77	76	77	75	NC		
813 I	632 C	727 I	710 I	638 I	1 604	1 664	1 313	1 402	1 525	All	Logs	Denmark
697 C	516 C	540 C	544 CI	463 CI	1 381	1 370	1 126	1 166	1 258	C		
116	116 C	187 CI	165 CI	175 CBI	223	293	187	236	267	NC		
279 C	326 C	211 I	174 I	172 I	1 421	1 378	1 663	1 670	1 467	All	Sawn	
191 C	207 C	165 C	118 CI	106 CI	1 342	1 332	1 530	1 534	1 326	C		
88 C	118 C	46 CI	56 CI	65 CI	79	46	133	135	141	NC		
0 RI	1 I	2 I	1 I	0 RI	103	99	100	104	119	All	Ven	
0 CRI	0 CRI	1 CI	0 CRI	0 CRI	80	80	79	80	80	C		
0 CRI	1 CI	1 CI	1 CI	0 CRI	23	19	21	24	39	NC		
54 I	43 I	26 I	31 I	24 I	201	182	160	148	194	All	Ply	
20	23 C	11 CI	17 CI	10 CI	131	141	102	89	130	C		
34 CI	20 CI	15 CI	14 CI	14 CI	70	41	58	59	64	NC		
2 758	2 458	2 550 I	2 557 I	3 272 I	4 104	4 270	4 674	4 503	4 583	All	Logs	Estonia
1 447	1 274	1 341	1 429	1 580 CI	3 204	3 291	3 635	3 447	3 430	C		
1 311	1 184	1 209 C	1 128 C	1 693 CI	901	979	1 038	1 055	1 152	NC		
851	913	909	1 098	1 135	1 685	1 934	1 953	1 954	2 015	All	Sawn	
749	778	796	977	1 010	1 586	1 820	1 849	1 845	1 905	C		
102	135	114	121	125	99	113	104	109	110	NC		
86	94	84	68	75	28	27	32	139	135	All	Ven	
0 R	0 R	0 R	0 R	0 R	16	15	15	10	10	C		
85	93	84	68	75	12	12	17	129	125	NC		
48	51	64	96	118 I	81	81	90	99	92	All	Ply	
4	5	7	5	3 CI	6	8	13	20	42	C		
44	46	57	91	115	75	73	77	80	50	NC		
734	716 I	787 I	961 I	1 771 I	54 724	56 440	59 447	59 200	59 564	All	Logs	Finland
719	695 CI	775 C	926 CI	1 513 CI	42 147	43 410	46 126	46 735	46 517	C		
15	21	12 CI	36 CI	258 CI	12 577	13 029	13 322	12 464	13 047	NC		
7 481	7 881 I	8 621 I	9 372 I	8 112 I	3 791	3 186	3 287	2 939	4 268	All	Sawn	
7 464	7 867	8 603 C	9 353 CI	8 095 CI	3 745	3 137	3 236	2 884	4 217	C		
17	14 CI	18 CI	19 CI	17 CI	46	48	51	54	51	NC		
47	51 I	33 I	34 I	53 I	14	18	33	39	25	All	Ven	
45	49	32 CI	32 CI	31 CI	5	1	24	23	24	C		
2	2 CI	2 CI	3 CI	22 CI	9	17	10	15	1	NC		
998	981 I	940 E2	1 039 E2	1 039 X	250	251	293	300	330	All	Ply	
644	636 E2	612 E2	666 E2	666 X	157	154	187	205	205	C		
355	345	328 E2	372 E2	372 X	93	97	106	95	126	NC		
4 398	4 299 I	4 000 E2	4 376 I	4 248 I	22 953	22 202	22 836	22 255	22 383	All	Logs	France
2 264	2 079	2 006 E2	2 185 CBI	2 057 CBI	15 998	15 438	15 643	15 477	15 605	C		
2 134	2 220 E2	1 994 E2	2 191 F1	2 191 X	6 954	6 765	7 193	6 778	6 778	NC		
1 128	1 296	1 463 I	1 483 F1	1 483 X	9 107	8 693	9 082	9 379	9 719	All	Sawn	
730	871	988 F	887 F	887 X	7 845	7 499	7 727	8 163	8 546	C		
397	424	475 E2	596 F	596 X	1 262	1 194	1 355	1 217	1 174	NC		
69	75 I	92 I	91 I	99 I	120	189	188	175	167	All	Ven	
1	0 CRI	0 CRI	0 CRI	0 RX	42	57	58	57	57	C		
68	74	91 CI	91 CI	99 CBI	78	132	130	117	110	NC		
214 I	190 I	229 I	234 I	234 X	460	475	499	549	514	All	Ply	
76	71	70 E2	80 E2	80 X	152	124	148	155	122	C		
138 CI	119 CI	159 CI	154 CI	154 X	308	351	351	395	391	NC		
3 387	3 629 I	4 131 I	4 291 I	4 618 I	48 272	50 069	47 346	47 951	47 780	All	Logs	Germany
2 148	2 491 C	2 787 C	2 920 CI	3 273 CI	40 727	42 192	39 752	40 934	40 667	C		
1 239	1 139 CI	1 345 CI	1 371 CI	1 346 CBI	7 545	7 877	7 594	7 017	7 112	NC		
7 393	6 937 I	7 867 I	8 318 I	8 359 I	19 001	19 316	19 443	19 994	20 549	All	Sawn	
6 683	6 244	7 082 C	7 525 CI	7 525 X	18 247	18 520	18 745	19 263	19 863	C		
711	693 CI	785 CI	792 CI	834 CI	753	797	698	731	686	NC		
56	62	50	64	47 I	145	138	161	140	157	All	Ven	
1	1	0 R	1	0 CRI	29	27	33	30	30	C		
55	61	50	63	47 CI	115	110	128	110	127	NC		
309	332	349 E2	373 E2	414 I	1 208	1 182	1 223	1 236	1 221	All	Ply	
113	115	112 E2	130 E2	130 X	467	474	458	442	344	C		
197	216	237 E2	243 E2	284 CI	741	709	765	794	877	NC		

Table 1-1-a. Production, Trade and Consumption of All Timber by ITTO Consumers (1000 m^3)

Country	Product	Species	Production 2014	Production 2015	Production 2016	Production 2017	Production 2018	Imports 2014	Imports 2015	Imports 2016	Imports 2017	Imports 2018
Greece	Logs	All	367 F1	367 F1	367 F1	367 F1	367 X	90 E2	101 I	125 I	101 I	28 I
		C	230 F1	230 F1	230 F1	230 F1	230 X	51 E2	77 C	98 CB	91 CBI	22 CI
		NC	137 F1	137 F1	137 F1	137 F1	137 X	38 E2	25 CI	27 C	10 CI	6 CI
	Sawn	All	108 F1	108 F1	108 F1	108 F1	108 X	248 I	266 I	294 I	265 I	267 I
		C	64 F2	64 F2	64 F2	64 F2	64 X	202 CB	230 CB	245 CBI	230 CBI	210 CI
		NC	44 F2	44 F2	44 F2	44 F2	44 X	46 F3	37 CBI	50 CI	36 CBI	57 CI
	Ven	All	0 E5	0 E5	0 E5	0 E5	0 X	19 I	19 I	21 I	29 I	27 I
		C	0 E5	0 E5	0 E5	0 E5	0 X	1 CBI	0 CBRI	1 CI	1 CI	1 CI
		NC	0 E5	0 E5	0 E5	0 E5	0 X	18 CI	19 CI	20 CI	29 CI	27 CI
	Ply	All	21 E5	21 E5	21 E5	21 E5	21 X	59 I	45 I	69 I	56 I	57 I
		C	0 E5	0 E5	0 E5	0 E5	0 X	21 E	10 CB	23 CI	6 CB	10 CI
		NC	21 E5	21 E5	21 E5	21 E5	21 X	38 CBI	35 CBI	46 CBI	50 CBI	46 CI
Hungary	Logs	All	3 119	3 065 F1	2 950 F1	2 950 F1	2 950 X	224 I	286 I	312 C	228 I	379 I
		C	890	808 F1	854 F1	854 F1	854 X	100 C	120 CB	132 C	42	223 CI
		NC	2 229	2 256 F1	2 096 F1	2 096 F1	2 096 X	125	166 C	181 C	186 C	155 CBI
	Sawn	All	270 I	487 F1	518 F1	518 F1	518 X	488 I	626 I	718	688	820 I
		C	36	168 F	141 F	141 F2	141 X	424 CI	554 C	650	631	729 CI
		NC	234 F3	319 F	376 F	376 F2	376 X	64 CI	72 CI	68	58	91 CI
	Ven	All	63 I	63 I	32 E	32 E5	32 X	47 I	70 I	52 I	91 I	90 I
		C	0 E1	0 E5	0 E5	0 E5	0 X	3 CBI	2 CBI	2 CI	2 CI	2 CI
		NC	63	63	32 E2	32 E5	32 X	45 CI	67 CI	50	89	89 X
	Ply	All	61	61 X	49 E	49 E5	49 X	72 I	71 I	82 I	74 I	80 I
		C	0	0 X	2 E2	2 E5	2 X	17 E	6 CI	18	8	11 CBI
		NC	61	61 X	47 E5	47 E5	47 X	56 CI	65 CI	64 CI	66 CI	69 CI
Ireland	Logs	All	2 636 I	2 722 I	2 749 I	2 745 I	2 745 X	250 I	285 I	307 I	363	369 I
		C	2 616	2 702	2 729 F1	2 729 F1	2 729 X	242	278	296	336	342 CI
		NC	20 I	20 I	20 I	17	17 X	8 CI	7 CI	11 C	27	27 X
	Sawn	All	907 I	905 I	987 I	1 058	1 058 X	249 I	291 I	254 I	276 I	305 I
		C	904	904	985 F	1 049	1 049 X	214 C	252 CI	215	232	270 CI
		NC	3 F	2 F	2	9	9 X	35 CI	39 CI	40 CI	43 CBI	34 CBI
	Ven	All	0 E2	0 E2	0 E2	0 E5	0 X	3	6 I	5	5	3 I
		C	0 E2	0 E2	0 E2	0 E5	0 X	1	3 CI	2	1	1 CI
		NC	0 E2	0 E2	0 E2	0 E5	0 X	2	3	3	4	2 CI
	Ply	All	0 E2	0 E2	0 E2	0 E5	0 X	62	64	59	67	60 I
		C	0 E2	0 E2	0 E2	0 E5	0 X	2	1	1	1	1 X
		NC	0 E2	0 E2	0 E2	0 E5	0 X	61	63	58	66	60 CBI
Italy	Logs	All	2 041 I	2 048 I	2 219	2 213	2 420 I	2 913	2 677	2 854	2 846	3 097 I
		C	1 226	1 292	1 324	1 320	1 320	1 362	1 134	1 342	1 280	1 684 CI
		NC	816 F1	756 F1	895	893	1 100 I	1 551	1 543	1 512	1 566	1 414 CI
	Sawn	All	1 430 F1	1 470 F1	1 427	1 423	1 423	4 786 I	4 643 I	4 787 I	4 888 I	5 635 I
		C	910 F	920 F	671	640	640	3 904	3 873	4 031	4 203	4 865 CI
		NC	520 F	550 F	756	783	783	882 CI	770 C	757 C	686 CI	770 CI
	Ven	All	203	203	134 I	153 I	153 I	104 I	108 I	113 I	147 I	132 I
		C	4	4	4 E8	4 E5	4 X	4	6	7 CI	12 CI	7 CI
		NC	199	199	130	149	149	99 CI	101 CI	106 CI	134 CI	125 CI
	Ply	All	266	244	280	300	300	508 I	527 I	537 I	610 I	505 I
		C	5	2	6	6	6	243	262	252	293	209 CI
		NC	261	242	274	294	294	265 CI	264 CI	286 CI	317 CI	296 CI
Latvia	Logs	All	11 586 I	11 094 F1	11 351 F1	10 696 F1	10 696 X	1 302	1 560	1 520 C	1 232 I	1 765 I
		C	8 172 F1	8 046 F1	8 624 F1	7 549 F1	7 549 X	1 068	1 291	1 134 C	924 C	1 252 CI
		NC	3 414	3 049 F1	2 727 F1	3 147 F1	3 147 X	234	268	386 C	307 CI	513 CI
	Sawn	All	3 657	3 479	3 903 F1	3 909 F1	3 979 X	471	591	805 I	982 I	1 424 I
		C	2 768	2 809	3 207 F	3 284 F	3 284 X	452	566	776 C	954	1 379 CI
		NC	890	670	696 F	625 F	696 X	18	25	30 CI	28 C	45 CI
	Ven	All	1 I	2 I	2 X	2 X	13 I	125	129	138 I	111 I	111 I
		C	1 X	1 X	1 X	1 X	10 I	0 R	0 R	0 CRI	0 CBRI	0 CRI
		NC	0 RI	1 I	1 X	1 X	3 I	124	129	138 CI	111 CBI	111 CI
	Ply	All	250 E2	280 E2	280 E5	280 E5	280 I	54 I	76 I	92 I	117 I	126 I
		C	0 E2	0 E2	0 E5	0 E5	0 I	2	2	2 CBI	2 C	3 CI
		NC	250 E2	280 E2	280 E5	280 E5	280 X	53 CI	74 CI	90 CI	115 CI	124 CI
Lithuania	Logs	All	5 035	4 304 I	4 662 F1	4 780 F1	4 780 X	341	372	493 I	269 I	227 I
		C	3 104	2 713	2 993 F1	3 083 F1	3 083 X	135	125	186	132	95 CI
		NC	1 931	1 591 F1	1 669 F1	1 697 F1	1 697 X	206	247	307 C	136 CI	132 CI
	Sawn	All	1 345	1 248 F1	1 406 F1	1 330 F1	1 330 X	517	605	751 I	879 I	1 272 I
		C	876	783 F	929 F	862 F	862 X	395	457	592	698	1 054 CI
		NC	469	465 F	477 F	468 F	468 X	122	148	159 CI	180 CI	217 CI
	Ven	All	75 I	70 I	85 I	72 I	72 X	31	33	30	34	23 I
		C	0 E2	0 E2	0 E2	0 E5	0 X	11	12	12	12	6 CI
		NC	75	70	85 I	72	72 X	20	21	18	21	17 CI
	Ply	All	45	41 I	45 I	51 I	51 X	75 I	67 I	76	78	81 I
		C	0	0 X	1 I	5 I	5 X	4	3	5	5	2 CI
		NC	45	41	44 E2	46	46 X	71 CI	64 CI	71	74	79 CI
Luxembourg	Logs	All	331 I	398 I	407 I	400 I	470 I	365 I	344 I	266 I	339 I	379 I
		C	200 I	250 I	280 I	280 I	350 I	235 CB	192 CB	180 CB	198 CBI	198 X
		NC	131 F1	148 F1	127 F1	120 F1	120 X	130 C	152 CBI	85 CBI	141 CBI	180 CI
	Sawn	All	78 F1	78 F1	78 F1	78 F1	78 X	89 I	79 I	83 I	127 I	109 I
		C	39 F2	39 F2	39 F	39 F	39 X	71 CBI	68 CBI	67 CBI	117 CBI	90 CBI
		NC	39 F2	39 F2	39 F	39 F	39 X	19 CI	11 CBI	15 CI	9 CBI	19 CI
	Ven	All	0 E5	0 E5	0 E5	0 E5	0 X	1 I	1 I	1 I	0 RI	1 I
		C	0 E5	0 E5	0 E5	0 E5	0 X	1 CI	0 CRI	0 CRI	0 CRI	0 CRI
		NC	0 E5	0 E5	0 E5	0 E5	0 X	1 CI	1 CI	0 CRI	0 CRI	0 CRI
	Ply	All	2 I	2 I	2 I	2 I	2 X	19 I	18 I	19 I	20 I	20 I
		C	0 E5	0 E5	0 E5	0 E5	0 X	8 CB	7 CB	7 CB	4 CB	3 CI
		NC	2 X	2 X	2 X	2 X	2 X	11 CBI	11 CBI	13 CBI	16 CBI	17 CBI

Exports 2014	2015	2016	2017	2018	Domestic Consumption 2014	2015	2016	2017	2018	Species	Product	Country
18 C	14 I	12 C	7 I	6 I	439	455	480	461	389	All	Logs	Greece
12 C	10 CB	10 C	6 CBI	1 CBI	269	296	318	316	252	C		
6 C	3 CBI	2 C	2 C	5 CI	169	158	162	145	138	NC		
24 I	17 I	15 I	14 I	12 I	331	357	387	359	363	All	Sawn	
14	8 CI	6 CI	3 CBI	4 CBI	252	286	303	291	269	C		
10 F3	9 F3	9 F2	11 CI	7 CI	80	72	85	68	94	NC		
1 I	1 I	1 I	1 I	1 I	18	18	20	28	26	All	Ven	
0 CRI	0 CRI	0 CRI	0 CRI	0 CRI	1	0	1	1	1	C		
1 CI	1 CI	1 CI	1 CI	1 CI	17	18	19	27	25	NC		
17 I	18 I	21 I	21 I	15 I	63	48	69	56	63	All	Ply	
0 R	0 CR	1 CI	0 CR	0 CRI	21	10	22	6	10	C		
17 CBI	18 CI	20 CI	21 CI	15 CI	42	38	47	50	53	NC		
871	680 C	683 C	654 I	720 I	2 472	2 671	2 579	2 524	2 609	All	Logs	Hungary
358	291 C	347 C	320 C	283 CI	631	637	639	576	794	C		
513	389 C	337 C	334 CI	436 CI	1 841	2 033	1 940	1 948	1 815	NC		
269	202 I	197	187	147 I	489	911	1 039	1 019	1 191	All	Sawn	
22	27 CI	20	17	10 CI	438	695	772	755	860	C		
247	175 CI	177	170	138 CI	51	216	268	264	330	NC		
28	30 I	34 I	30 I	18 I	83	103	51	93	104	All	Ven	
0 R	0 CRI	0 CRI	0 CRI	0 CRI	2	2	2	2	2	C		
28	30 CI	34 CI	30	18 CI	81	101	49	91	103	NC		
62	59 I	57 I	53 I	52 I	72	73	74	69	77	All	Ply	
3	3 CI	4	3	3 X	14	3	15	7	10	C		
59	56 CI	53 CI	51 CI	49 CI	58	70	59	62	67	NC		
333	305	376 I	391 I	387 I	2 553	2 702	2 680	2 717	2 728	All	Logs	Ireland
321	291	357 CB	384 CBI	384 X	2 537	2 689	2 667	2 681	2 687	C		
11	15	19	8 C	3 CI	17	12	12	36	41	NC		
719 I	701 I	615 I	872 I	840 I	437	495	626	462	523	All	Sawn	
718	700	611 C	869 C	837 CI	400	456	588	413	482	C		
1 CI	1 CI	4 CI	3 CI	2 CI	36	39	38	49	41	NC		
0 RI	1 I	1 I	1 I	1 I	3	5	4	4	3	All	Ven	
0 CRI	0 CRI	0 CRI	0 CRI	0 CRI	1	3	1	1	1	C		
0 CBRI	1	1	0 CRI	0 CRI	2	2	3	4	2	NC		
0 RI	0 RI	0 RI	4 I	0 RI	62	64	59	63	60	All	Ply	
0 CR	0 CR	0 CR	1 CBI	0 CRI	1	1	1	0	1	C		
0 CRI	0 CRI	0 CRI	3 CI	0 CRI	60	63	57	63	59	NC		
170	214 C	185	195	192 I	4 784	4 511	4 888	4 863	5 326	All	Logs	Italy
139	182 C	154	171	171 X	2 448	2 244	2 512	2 429	2 833	C		
30	32 C	31	25	21 CI	2 336	2 267	2 375	2 434	2 492	NC		
324 I	324 I	354 I	414 I	428 I	5 892	5 789	5 861	5 897	6 630	All	Sawn	
140	151	179	201	237 CI	4 675	4 642	4 522	4 642	5 268	C		
184 CI	173 C	175 C	214 CI	191 CI	1 218	1 147	1 338	1 255	1 361	NC		
30	27 I	20 I	46 I	26 I	277	283	226	254	259	All	Ven	
1	1 CI	1 CI	1 CI	1 CI	6	9	10	15	10	C		
28	26	19 CI	44 CI	25 CI	270	274	217	239	249	NC		
210	224	252	279	279	564	546	566	631	526	All	Ply	
52	53	53	54	54	195	211	205	245	161	C		
158	172	199	226	226	368	334	360	386	365	NC		
3 836	3 002	2 771 C	2 659	3 063 I	9 053	9 652	10 100	9 269	9 398	All	Logs	Latvia
2 121	1 494	1 446 C	964	1 368 CI	7 119	7 843	8 312	7 510	7 433	C		
1 715	1 508	1 325 C	1 695	1 695 X	1 933	1 809	1 788	1 759	1 965	NC		
2 788	3 003	3 295 C	3 294 I	3 657 I	1 340	1 067	1 412	1 597	1 746	All	Sawn	
2 276	2 447	2 821 C	2 874 C	3 183 CI	945	928	1 162	1 363	1 479	C		
513	557	475 C	420 CI	474 CI	395	139	251	234	267	NC		
3 I	4 I	5 I	4 I	8 I	123	127	134	110	117	All	Ven	
0 CBRI	0 CBRI	1 CBI	1 CBI	5 CI	1	1	0	0	5	C		
3	3	5 CI	3 CI	2 CI	122	126	134	109	112	NC		
247	286	355 I	392 I	364 I	57	70	17	5	43	All	Ply	
1	1	1 C	0 CR	0 CRI	0	1	1	2	3	C		
246	285	354 CI	392 CI	364 CI	57	69	16	3	40	NC		
1 716	1 406	1 473 I	1 559 I	1 914 I	3 660	3 269	3 681	3 490	3 093	All	Logs	Lithuania
1 203	947	1 011 C	1 150 C	1 393 CI	2 036	1 891	2 168	2 065	1 784	C		
513	459	462 CI	409 CI	521 CI	1 623	1 378	1 514	1 424	1 309	NC		
736	818	934 I	945 I	872 I	1 126	1 035	1 223	1 264	1 730	All	Sawn	
493	540	654 CI	666 CI	641 CI	778	700	867	895	1 276	C		
243	278	280 CI	279 CI	231 CI	348	336	356	369	454	NC		
93 I	90 I	99 I	90 I	77 I	13	13	16	16	19	All	Ven	
0 R	0 R	1	0 R	0 RX	11	12	11	12	6	C		
93 CI	90 CI	98 CI	90 CI	77 CI	2	1	5	4	13	NC		
7	8 I	15	13	11 I	113	100	106	116	120	All	Ply	
0 R	1	3	7	3 CI	4	2	3	3	3	C		
7	7 CI	12	7	8 CI	109	98	103	113	117	NC		
319 C	364 I	430 I	417 I	461 I	376	378	242	322	387	All	Logs	Luxembourg
306 C	335 C	372 C	350 F1	425 CI	129	107	88	128	123	C		
13 C	29 F1	57 CI	67 CI	36 CI	247	271	155	194	264	NC		
29 I	41 I	40 I	83 I	66 I	139	116	121	122	121	All	Sawn	
22 C	35 C	30 CI	70 C	27 CI	88	72	76	87	103	C		
7 CI	7 CI	10 CI	14 CI	40 CI	51	44	45	35	19	NC		
0 RI	0 RI	0 RI	0 RI	0 RX	1	1	0	0	1	All	Ven	
0 CBRI	0 CBRI	0 CBRI	0 CBRI	0 RX	1	0	0	0	0	C		
0 CBRI	0 CBRI	0 CBRI	0 CRI	0 RX	1	1	0	0	0	NC		
2 I	1 I	1 I	1 I	1 I	19	18	20	21	21	All	Ply	
0 CBR	1 CB	0 CBR	0 CBRI	0 CBRI	8	6	6	4	3	C		
2 CBI	1 CBI	1 CBI	1 CBI	1 CI	11	12	14	17	19	NC		

Table 1-1-a. Production, Trade and Consumption of All Timber by ITTO Consumers (1000 m^3)

Country	Product	Species	Production 2014	Production 2015	Production 2016	Production 2017	Production 2018	Imports 2014	Imports 2015	Imports 2016	Imports 2017	Imports 2018
Malta	Logs	All	0	0 [I]	0 [I]	0 [I]	0 [I]	1	1	1 [I]	0 [RI]	0 [RI]
		C	0	0	0	0	0	1	0 [R]	0 [CBR]	0 [CBRI]	0 [CBRI]
		NC	0	0	0	0	0	0 [R]	0 [R]	0 [CBRI]	0 [CBRI]	0 [CBRI]
	Sawn	All	0	0	0	0	0	17 [I]	22 [I]	21 [I]	17 [I]	8 [I]
		C	0	0	0	0	0	12 [CB]	16 [CB]	14 [CB]	11 [CBI]	3 [CBI]
		NC	0	0	0	0	0	5 [CBI]	7 [CBI]	7 [CBI]	6 [CBI]	5 [CBI]
	Ven	All	0	0 [I]	0 [I]	0 [I]	0 [I]	1 [I]	0 [RI]	0 [RI]	2 [I]	0 [RI]
		C	0	0	0	0	0	0 [CBRI]	0 [CRI]	0 [CBRI]	0 [R]	0 [R]
		NC	0	0	0	0	0	1 [CI]	0 [CRI]	0 [CRI]	2 [CBI]	0 [CBRI]
	Ply	All	0	0	0	0	0	4	5 [I]	8 [I]	12 [I]	7 [I]
		C	0	0	0	0	0	1	1	2	5	1
		NC	0	0	0	0	0	3	3 [CI]	7 [CBI]	7 [CBI]	7 [CBI]
Netherlands	Logs	All	894	849 [F1]	952	1 087 [I]	1 087 [X]	257 [I]	237 [I]	180 [I]	293 [I]	368 [I]
		C	604	550 [F1]	643	537	537 [X]	177 [CBI]	151 [CB]	116 [CB]	179 [CBI]	254 [CBI]
		NC	290	299 [F1]	310	550 [I]	550 [X]	80 [CBI]	86	64 [CBI]	114 [CI]	114 [X]
	Sawn	All	228	185	184 [F1]	165 [F1]	165 [X]	2 712 [I]	3 024 [I]	3 118 [I]	3 272 [I]	3 788 [I]
		C	163	129	126 [F]	111 [F]	111 [X]	2 166	2 420 [F]	2 528	2 825	3 298 [CBI]
		NC	65	56	58 [F]	54 [F]	54 [X]	546 [CBI]	604 [CBI]	590 [CBI]	447 [CBI]	491 [CBI]
	Ven	All	0	0	0 [I]	0 [I]	15 [I]	43	38 [I]	39 [I]	46 [I]	46 [X]
		C	0	0	0 [E2]	0 [E2]	0 [X]	32	28 [CI]	23 [CI]	30 [CI]	30 [X]
		NC	0	0	0	0	15 [I]	11	10	16	17	17 [X]
	Ply	All	0	0	0	0	0 [X]	468	530	536	632	552 [I]
		C	0	0	0	0	0 [X]	224	271	270	307	238 [CBI]
		NC	0	0	0	0	0 [X]	243	259	265	326	314 [CBI]
Poland	Logs	All	35 677	35 878 [F1]	37 106 [F1]	40 384	43 200	2 633	2 589	2 482	1 704	1 850
		C	27 482	27 937 [F1]	29 242 [F1]	32 373	35 000	1 318	1 411	1 246	823	900
		NC	8 195	7 941 [F1]	7 865 [F1]	8 011	8 200	1 315	1 178	1 236	881	950
	Sawn	All	4 719	4 835 [F1]	4 945	5 210	5 330	818	933	983	1 231 [I]	1 389 [I]
		C	4 227	4 315 [F]	4 356	4 570	4 650	573	637	642	895 [CI]	1 039 [CI]
		NC	492	520 [F]	589	640	680	245	296	341	336	350
	Ven	All	54 [E]	55	39	41	42	48	52	54	60 [I]	80 [I]
		C	8 [E]	9	9	9	10	3	3	7	8	9
		NC	46 [E]	46	30	32	32	45	49	47	51 [CI]	71 [CI]
	Ply	All	406 [E]	390 [E9]	462 [E2]	500 [E2]	525	299	288	326	370	390
		C	132 [E]	129 [E9]	142 [E2]	155 [E2]	165	91	60	70	65	70
		NC	274 [E]	261 [E9]	320 [E2]	345 [E2]	360	208	228	256	305	320
Portugal	Logs	All	10 552	10 800 [F1]	9 635	12 017	12 017 [X]	2 600	2 009	2 131	2 000	2 516 [I]
		C	2 628	2 788 [F1]	1 714	3 563	3 563 [X]	365	363	247	225	401 [CI]
		NC	7 924	8 012 [F1]	7 921	8 454	8 454 [X]	2 234	1 646	1 884	1 775	2 115 [CI]
	Sawn	All	1 035	1 134	821 [F1]	848 [F1]	848 [X]	147 [I]	165	187 [C]	182 [I]	192 [I]
		C	1 015	1 101	790 [F]	817 [F]	817 [X]	74	81	106 [C]	91	105 [CI]
		NC	20	33	31 [F]	31 [F]	31 [X]	72 [C]	84	81 [C]	91 [CI]	87 [CI]
	Ven	All	116 [E]	36	37 [I]	37	37 [X]	16 [I]	17 [I]	18 [I]	19 [I]	20 [I]
		C	93 [E]	29	31	30	30 [X]	3	2	2	3	3
		NC	23 [E]	7	6 [E10]	7	7 [X]	14 [CI]	15 [CI]	15 [CI]	16 [CI]	17 [CI]
	Ply	All	29 [I]	44	47 [E10]	47 [E5]	47 [X]	64	65	80	91	90 [I]
		C	18 [E]	23	25 [E10]	25 [E5]	25 [X]	17	12	7	11	10 [CI]
		NC	11	21	22 [E10]	22 [E5]	22 [X]	46	53	73	81	81 [CI]
Romania	Logs	All	10 471	10 235 [F1]	9 953 [F1]	10 651 [F1]	10 651 [X]	1 008	1 792	1 769	1 478	1 350 [I]
		C	5 632	5 007 [F1]	4 550 [F1]	4 677 [F1]	4 677 [X]	917	1 644	1 617	1 168	1 229 [CI]
		NC	4 839	5 229 [F1]	5 402 [F1]	5 974 [F1]	5 974 [X]	91	148	152	309	121 [CI]
	Sawn	All	6 039	6 300 [F1]	6 039 [F1]	5 643 [F1]	5 643 [X]	80	142	335	384	623 [I]
		C	4 884	4 600 [F]	4 339 [F]	4 043 [F3]	4 043 [X]	25	89	242	308	531 [CI]
		NC	1 155	1 700 [F3]	1 700 [F3]	1 600 [F3]	1 600 [X]	55	53	92	76	92 [CI]
	Ven	All	110	110	117	110	110 [X]	27	35	32	34	23 [I]
		C	63	63	46	40	40 [X]	1	2	3	4	3 [CI]
		NC	47	47	71	70	70 [X]	27	33	29	31	20 [CI]
	Ply	All	670 [I]	670 [X]	670 [X]	670 [X]	670 [X]	71	95 [I]	83 [I]	108 [I]	109 [I]
		C	70	70 [X]	70 [X]	70 [X]	70 [X]	14	16	8 [C]	4 [C]	3 [CI]
		NC	600 [E9]	600 [X]	600 [X]	600 [X]	600 [X]	57	79 [CI]	75 [CI]	104 [CI]	107 [CBI]
Slovakia	Logs	All	8 918 [I]	8 910 [I]	8 752 [F1]	8 770 [F1]	8 770 [X]	789 [I]	472 [I]	539	919 [I]	1 097 [I]
		C	5 200 [I]	4 900 [I]	4 943 [F1]	5 200 [F1]	5 200 [X]	181	89 [C]	114	314 [CI]	404 [CI]
		NC	3 718	4 010 [F1]	3 809 [F1]	3 570 [F1]	3 570 [X]	608 [C]	383 [I]	425	605	693 [CI]
	Sawn	All	1 750	1 600 [F1]	1 580 [F1]	1 738 [F1]	1 738 [X]	315 [I]	381 [F1]	333	363 [I]	423 [I]
		C	1 190	1 150 [F]	1 200 [F]	1 306 [F]	1 306 [X]	296 [E]	358 [F3]	302	318 [CBI]	384 [CI]
		NC	560	450 [F]	380 [F]	432 [F]	432 [X]	19 [F3]	23 [F]	30	45 [CBI]	39 [CBI]
	Ven	All	21	11 [I]	17 [E2]	18 [E2]	18 [X]	23	17	16 [I]	19 [I]	21 [I]
		C	10	5	3 [E2]	3 [E2]	3 [X]	1	2	1 [CBI]	1 [CBI]	2 [CBI]
		NC	11	6 [E2]	14 [E2]	15 [E2]	15 [X]	22	15	15	18	20 [CI]
	Ply	All	118 [I]	398 [E2]	420 [E2]	483 [E2]	483 [X]	66	66	65	70	76 [I]
		C	100 [I]	389 [E2]	410 [E2]	470 [E2]	470 [X]	38	31	30	34	11 [CI]
		NC	18	9 [E2]	10 [E2]	12 [E2]	12 [X]	28	34	35	36	65 [CI]
Slovenia	Logs	All	3 511	3 812	4 297 [I]	4 100 [I]	4 200 [I]	288	292	284 [I]	347	413 [I]
		C	2 562	2 860	3 500 [I]	3 200 [I]	3 300 [I]	154	181	144	201	249 [CI]
		NC	948	952	797 [F1]	900 [I]	900 [X]	134	112	141 [CI]	146	163 [CI]
	Sawn	All	700	725 [I]	730 [F1]	750 [F1]	750 [X]	888	928	744	926	1 057 [I]
		C	610	625	625 [F]	625 [F]	625 [X]	796	820	638	813	923 [CI]
		NC	90	100 [F]	105 [F]	125 [F]	125 [X]	92	108	106	114	135 [CI]
	Ven	All	26 [I]	21 [I]	24 [E2]	24 [E2]	24 [X]	12	13	12	12	11 [I]
		C	2 [I]	2 [I]	1 [E2]	1 [E2]	1 [X]	0 [R]	0 [R]	0 [R]	0 [R]	0 [CRI]
		NC	24	19 [E2]	23 [E2]	23 [E2]	23 [X]	12	13	12	12	11 [CI]
	Ply	All	70	78 [E2]	86 [E2]	85 [E2]	85 [X]	35 [I]	40 [I]	41	46	47 [I]
		C	65	75 [E2]	85 [E2]	80 [E2]	80 [X]	6	8	6	12	2 [CI]
		NC	5	3 [E2]	1 [E2]	5 [E2]	5 [X]	29 [CI]	32 [CI]	34	34	45 [CI]

Exports					Domestic Consumption							
2014	2015	2016	2017	2018	2014	2015	2016	2017	2018	Species	Product	Country
0 R	0 RI	0 RI	0 RI	0	1	1	1	0	0	All	Logs	Malta
0	0 CRI	0 CBR	0 CBRI	0	1	0	0	0	0	C		
0 R	0 R	0 CBRI	0 CBRI	0	0	0	0	0	0	NC		
1 CB	0 RI	0 RI	0 RI	0	16	22	20	17	8	All	Sawn	
1 CB	0 CBR	0 CBR	0 CBRI	0	11	16	14	11	3	C		
0 CBR	0 CBRI	0 CBRI	0 CBRI	0	5	6	6	6	5	NC		
0	0 RI	0 RI	0 RI	0	1	0	0	2	0	All	Ven	
0	0 CBRI	0 CBRI	0 CBRI	0	0	0	0	0	0	C		
0	0 CBRI	0 CBRI	0 CBRI	0	1	0	0	2	0	NC		
0 RI	0 RI	0 RI	0 RI	0 RI	4	5	8	12	7	All	Ply	
0 CBR	0 CBR	0 CBR	0 CBRI	0 CBRI	1	1	2	5	1	C		
0 CBRI	0 CR	0 CBRI	0 CBRI	0 CBRI	3	3	7	7	6	NC		
486	550 F1	508 F1	903 F1	905 I	665	535	625	476	550	All	Logs	Netherlands
331	355 F1	308 F1	444 F1	444 X	449	346	451	271	347	C		
155	196 F1	200 F1	459 F1	461 CBI	216	189	173	204	203	NC		
508	503 I	468 F1	578 I	610 I	2 432	2 706	2 834	2 859	3 344	All	Sawn	
411	426	400 F	506 F	538 CBI	1 919	2 123	2 254	2 430	2 871	C		
98	77 F3	68 F	72	72 X	513	583	580	429	473	NC		
8 I	4 I	15 I	15 I	29 I	35	34	24	32	33	All	Ven	
0 R	1	2 CI	1 CI	1 X	31	28	22	28	28	C		
7 CBI	4 CBI	13 CBI	13 CBI	28 CBI	4	7	3	4	4	NC		
75	61	73	83	84 I	392	469	462	549	468	All	Ply	
14	9	8	7	8 CBI	210	262	263	299	230	C		
61	53	66	76	76 X	182	207	200	250	238	NC		
2 683	2 542	2 505	2 822	2 870	35 627	35 925	37 084	39 266	42 180	All	Logs	Poland
2 422	2 269	2 200	2 549	2 600	26 378	27 079	28 288	30 647	33 300	C		
261	273	305	272	270	9 249	8 845	8 796	8 619	8 880	NC		
726	793	835	924	950	4 812	4 975	5 093	5 517	5 769	All	Sawn	
637	699	710	730	750	4 163	4 253	4 287	4 734	4 939	C		
89	94	125	194	200	648	722	806	783	830	NC		
18	18	18	15	14	83	89	75	86	108	All	Ven	
3	3	4	3	3	8	9	12	15	16	C		
15	15	14	12	11	75	79	63	72	92	NC		
203	221	257	312	325	503	457	532	557	590	All	Ply	
58	55	76	107	110	165	134	137	113	125	C		
145	166	181	206	215	337	323	395	444	465	NC		
1 037	358	298	253 I	269 I	12 115	12 451	11 468	13 765	14 265	All	Logs	Portugal
45	27	99	49 CI	65 CI	2 949	3 124	1 862	3 738	3 899	C		
992	331	199	204	204	9 166	9 327	9 606	10 026	10 366	NC		
698	347	309	314 I	312 I	484	953	699	716	728	All	Sawn	
685	319	279	280	280	404	863	617	628	642	C		
13	27	30	34 CI	32 CI	79	90	82	88	86	NC		
45	35 I	43 I	33 I	26 I	87	17	12	23	30	All	Ven	
28	26	31	23	17 CI	67	5	2	10	17	C		
16	10 CI	12 CI	11 CI	10 CI	20	12	10	12	14	NC		
8 I	7 I	9 I	9 I	12 I	85	102	118	130	126	All	Ply	
2 CI	3 CI	2 CI	1 CI	2 CI	33	32	30	35	33	C		
6 CI	4 CI	7 CI	8 CI	10 CI	52	70	88	95	93	NC		
327	169	84 C	129 I	126 I	11 151	11 858	11 638	12 000	11 876	All	Logs	Romania
214	73	28 C	22 C	8 CI	6 334	6 578	6 139	5 824	5 899	C		
112	96	57 C	107 CI	118 CI	4 817	5 281	5 498	6 176	5 977	NC		
3 704	2 741	2 032	1 905	1 781 I	2 415	3 700	4 341	4 122	4 486	All	Sawn	
2 951	1 936	1 405	1 259	1 146 CI	1 958	2 753	3 177	3 092	3 428	C		
753	806	627	645	635 CI	457	948	1 165	1 030	1 057	NC		
68 I	81 I	82 I	83 I	67 I	70	64	67	62	66	All	Ven	
4 CI	4 CI	5 CI	6 CI	7 CI	60	61	44	38	36	C		
63	77	77	77	60 CI	10	3	23	24	30	NC		
144	151	130 I	135 I	135 I	597	614	623	643	644	All	Ply	
19	14	2 CI	0 CRI	0 CRI	66	71	76	74	73	C		
125	136	128	135	135 CI	531	543	547	569	572	NC		
2 932	2 403	2 157	1 955	2 069 I	6 774	6 980	7 133	7 734	7 799	All	Logs	Slovakia
2 223	1 706	1 402	1 345	1 439 CI	3 157	3 283	3 655	4 169	4 166	C		
709	696	756	610	630 CI	3 617	3 697	3 478	3 565	3 633	NC		
815	784	989	808	830 I	1 250	1 196	923	1 293	1 330	All	Sawn	
696	629	810	667	667 X	790	879	692	957	1 022	C		
119	155	179	141	163 CI	460	318	232	336	308	NC		
9	7	10	11	13 I	34	21	23	26	26	All	Ven	
3	2	2	1	1 CI	8	5	2	4	4	C		
6	5	8	10	12 CI	26	16	22	23	23	NC		
85 I	106 I	116 I	130 I	130 X	99	357	370	423	429	All	Ply	
70 E2	76 E2	89 E2	95 E2	95 X	68	345	351	410	386	C		
15	30	26	35	35 X	31	13	19	13	43	NC		
1 965	2 306	2 718	2 536	2 640 I	1 834	1 798	1 863	1 911	1 972	All	Logs	Slovenia
1 363	1 668	2 228	1 983	2 178 CI	1 353	1 372	1 415	1 419	1 371	C		
601	638	489	553	463 CI	481	426	448	493	601	NC		
1 050	995	889	801	1 107 I	538	658	585	875	700	All	Sawn	
967	897	776	673	940 CI	439	548	487	764	607	C		
83	98	113	128	167 CI	99	110	98	110	92	NC		
18	18	23	22	19 I	19	16	13	14	16	All	Ven	
1	1	1	1	1 CI	1	1	0	0	0	C		
17	16	22	21	19 CI	19	15	13	14	16	NC		
54	59	66 I	67 I	67 X	51	58	61	64	65	All	Ply	
44	51	58 CBI	60 E2	60 X	27	32	34	32	22	C		
10	8	8	6	6 X	24	27	27	32	44	NC		

Table 1-1-a. Production, Trade and Consumption of All Timber by ITTO Consumers (1000 m^3)

Country	Product	Species	Production 2014	Production 2015	Production 2016	Production 2017	Production 2018	Imports 2014	Imports 2015	Imports 2016	Imports 2017	Imports 2018
Spain	Logs	All	12 658	12 905 F1	13 325 F1	14 642	14 642	1 750	826 I	662 I	751 I	659 I
		C	5 786	6 183 F1	6 122 F1	7 792	7 792	457	393	380	398	436 CI
		NC	6 872	6 721 F1	7 203 F1	6 850	6 850	1 293	434 CBI	283 CBI	353 CI	223 CI
	Sawn	All	2 245	2 330	2 417 I	2 763 I	2 763	1 017	1 018	1 094 I	1 089 I	1 221 I
		C	1 879	2 061	2 100 E9	2 379	2 379	852	863	929	936	1 059 CI
		NC	366	269	317 F	384 F	384	165	154	165 CI	153 CI	161 CI
	Ven	All	117	118 E2	187 E2	116	116	93	108	138	144	154 I
		C	29	56 E2	88 E2	78	78	8	10	10	10	10 CI
		NC	87	62 E2	99 E2	38	38	84	98	129	133	144 CI
	Ply	All	284	371 E2	370 I	456 I	456 I	104	134	154	146	185 I
		C	99	30 E2	31	65	65	66	86	84	78	78
		NC	185	341 E2	339 E8	391 E8	391 X	38	48	69	67	107 CBI
Sweden	Logs	All	67 400 F1	67 300 F1	67 900 I	68 470 F1	68 470 X	8 127	6 941	6 807	7 695	9 393 I
		C	63 680 F1	63 760 F1	64 300	64 128 F1	64 128 X	4 920	4 261	4 344	5 567	6 420 CI
		NC	3 720 F1	3 540 F1	3 600 F1	4 341 F1	4 341 X	3 207	2 680	2 463	2 128	2 973 CI
	Sawn	All	17 500 F1	18 174 F1	18 357 F1	18 407 F1	18 407 X	438 I	438	472	532	407 I
		C	17 400 F	18 074 F3	18 260 F	18 310 F	18 310 X	409	410	429	485	339 CI
		NC	100 F	100 F2	97 F	97 F	97 X	29 C	28	43	47	68 CBI
	Ven	All	38 E2	35 E10	35 E5	35 E5	35 X	12	10	10	11	11 I
		C	33 E2	30 E10	30 E5	30 E5	30 X	4	3	3	4	4 CBI
		NC	5 E2	5 E10	5 E5	5 E5	5 X	8	7	7	7	7 CI
	Ply	All	82 E2	60 E2	60 E5	85 E3	85 X	163	150	175	206	217 I
		C	82 E2	60 E2	60 E5	85 E3	85 X	79	73	80	81	99 CBI
		NC	0 E2	0 E2	0 E5	0 E3	0 X	84	77	95	125	118 CBI
U.K.	Logs	All	9 361	8 651	8 882	8 838	8 838 X	488	473	542	491	491 X
		C	9 246	8 507	8 709	8 718	8 718 X	440	414	460	450	450 X
		NC	116	143	173	120	120 X	48	59	82	41	41 X
	Sawn	All	3 764	3 493	3 671	3 770	3 770 X	6 425	6 957 I	6 646	8 419 I	6 839 I
		C	3 716	3 449	3 624	3 728	3 728 X	5 928	6 522 C	6 219	7 918 C	6 325 CI
		NC	47	44	47	42	42 X	496	435	427	501	514 CI
	Ven	All	1 I	0	0	0	0 X	24	15	27 I	32 I	32 I
		C	1 I	0	0	0	0 X	1	3	3 CI	2 CI	2 CI
		NC	0	0	0	0	0 X	23	12	25	30	30 CI
	Ply	All	0	0	0	0	0 X	1 399	1 468	1 479	1 535	1 343 I
		C	0	0	0	0	0 X	489	475	451	495	485 CI
		NC	0	0	0	0	0 X	911	993	1 028	1 039	858 CI
Europe Non-EU	**Logs**	**All**	**13 002**	**13 057**	**13 102**	**13 377**	**13 382**	**636**	**595**	**663**	**710**	**566**
		C	**12 308**	**12 361**	**12 395**	**12 592**	**12 597**	**576**	**521**	**560**	**636**	**506**
		NC	**695**	**696**	**706**	**785**	**785**	**60**	**75**	**103**	**75**	**61**
	Sawn	**All**	**3 555**	**3 616**	**3 694**	**3 851**	**3 851**	**1 528**	**1 531**	**1 509**	**1 558**	**1 518**
		C	**3 479**	**3 537**	**3 611**	**3 766**	**3 766**	**1 421**	**1 426**	**1 397**	**1 458**	**1 434**
		NC	**77**	**79**	**83**	**85**	**85**	**107**	**105**	**113**	**99**	**84**
	Ven	**All**	**1**	**2**	**2**	**2**	**2**	**11**	**11**	**10**	**9**	**7**
		C	**1**	**1**	**1**	**1**	**1**	**2**	**2**	**1**	**1**	**1**
		NC	**0**	**1**	**1**	**1**	**1**	**8**	**9**	**8**	**8**	**6**
	Ply	**All**	**10**	**8**	**8**	**9**	**9**	**311**	**285**	**337**	**342**	**324**
		C	**2**	**2**	**2**	**2**	**2**	**191**	**190**	**222**	**216**	**215**
		NC	**8**	**7**	**7**	**8**	**8**	**120**	**95**	**114**	**125**	**109**
Albania	Logs	All	80 F1	80 F1	80 F1	80 F1	80 X	16 I	28 CB	57 I	16 I	10 I
		C	31 F1	31 F1	31 F1	31 F1	31 X	1 C	2 CB	7 C	3 CBI	5 CBI
		NC	49 F1	49 F1	49 F1	49 F1	49 X	15 CBI	25 CB	51 CB	13 CI	5 CBI
	Sawn	All	8 I	8 I	8 F1	8 F1	8 X	104 I	117 I	86 I	127 I	105 I
		C	4 E5	4 X	4 F	4 F	4 X	89 CBI	105 CB	57 CBI	110 CBI	86 CBI
		NC	4 F2	4 F2	4 F2	4 F2	4 X	15 CBI	12 CBI	29 CBI	17 CBI	19 CBI
	Ven	All	1 I	1 I	1 I	1 I	1 X	1 I	1 I	1 I	1 I	1 I
		C	1 I	1 I	1 I	1 I	1 X	0 CRI	0 CBRI	0 CBI	0 CBRI	0 CBRI
		NC	0 E5	0 E5	0 E5	0 E5	0 X	1 CBI	1 CBI	1 CBI	1 CBI	0 CBRI
	Ply	All	1 E5	1 E5	1 E5	1 E5	1 X	2 I	2 I	5 I	2 I	7 I
		C	1 E5	1 E5	1 E5	1 E5	1 X	1 C	0 CBR	0 CR	0 CBRI	0 CBRI
		NC	0 E5	0 E5	0 E5	0 E5	0 X	1 CBI	2 CBI	4 CBI	1 CI	7 CBI
Norway	Logs	All	9 808	10 159	10 304	10 458	10 463 X	447	378	417 I	506 C	404 I
		C	9 668	9 992	10 106	10 209	10 214 X	445	377	415	501 C	402 CBI
		NC	140	166	198	249	249 X	1	1	2 C	5 C	3 CI
	Sawn	All	2 407	2 444	2 533 F1	2 655 F1	2 655 X	1 009	1 020	1 020 I	1 043 I	1 043 I
		C	2 407	2 444	2 533 F	2 655 F	2 655 X	970	976	991	1 008	1 008 X
		NC	0	0	0 F	0 F	0 X	39	43	28 C	35 C	35 CBI
	Ven	All	0	0	0 E2	0 E2	0 X	5 I	5 I	4 I	4 I	3 I
		C	0	0	0 E2	0 E2	0 X	1	1 CI	0 CRI	0 CBRI	0 CRI
		NC	0	0	0 E2	0 E2	0 X	4 CI	4 CI	4 CI	4 CI	3 CI
	Ply	All	0	0	0 E2	0 E2	0 X	125 I	100 I	140 I	138 I	114 I
		C	0	0	0 E2	0 E2	0 X	32	32	54 C	39 C	38 CBI
		NC	0	0	0 E2	0 E2	0 X	93 CI	68 CI	86 CI	99 CI	77 CBI
Switzerland	Logs	All	3 114 F1	2 818 F1	2 718 F1	2 839 F1	2 839 X	172	190	189	189	152 I
		C	2 610 F1	2 338 F1	2 259 F1	2 352 F1	2 352 X	129	142	138	132	99 CBI
		NC	505 F1	480 F1	459 F1	487 F1	487 X	43	48	51	57	53 CBI
	Sawn	All	1 140 I	1 164 F1	1 153 F1	1 188 F1	1 188 X	414	395	404	388	370 I
		C	1 068	1 089 F3	1 074 F	1 107 F3	1 107 X	362	345	348	341	341 X
		NC	73 F	75 F	79 F	81 F3	81 X	53	50	56	47	29 CBI
	Ven	All	0 R	1	1 E9	1 E9	1 X	5	5	5	5	4 I
		C	0 R	0	0 E9	0 E9	0 X	1	1	1	1	1 CBI
		NC	0 R	1	1 E9	1 E9	1 X	3	4	4	4	2 CBI
	Ply	All	9	7	7 E2	8 E2	8 X	184	182	192	203	203 X
		C	1	1	1 E2	1 E2	1 X	159	157	167	177	177 X
		NC	8	7	7 E2	8 E2	8 X	25	24	25	25	25 X

Exports 2014	2015	2016	2017	2018	Domestic Consumption 2014	2015	2016	2017	2018	Species	Product	Country
2 604	1 896	2 189	1 524 I	1 685 I	11 803	11 835	11 799	13 869	13 616	All	Logs	Spain
974	779	810	709	673 CI	5 270	5 797	5 691	7 481	7 555	C		
1 631	1 116	1 378	815 CI	1 011 CI	6 534	6 039	6 107	6 388	6 062	NC		
213	200	244	280	254 I	3 048	3 148	3 267	3 572	3 729	All	Sawn	
184	168	205	235	215 CI	2 547	2 756	2 823	3 080	3 223	C		
30	32	39	45	39 CI	501	391	444	492	506	NC		
37	34	40 I	41 I	38 I	172	192	285	218	231	All	Ven	
6	7	10	9	6 CI	32	59	87	79	81	C		
32	27	30 CI	32 CI	32 CI	140	133	198	139	150	NC		
189	224	279	274	304 I	198	281	245	328	338	All	Ply	
68	79	59	47	47	97	37	56	96	96	C		
121	145	219	226	257 CI	102	244	189	232	242	NC		
630	570	573	778	692 I	74 898	73 671	74 134	75 387	77 171	All	Logs	Sweden
607	542	554	755	651 CI	67 993	67 479	68 090	68 940	69 897	C		
22	28	20	23	41 CI	6 905	6 192	6 043	6 447	7 274	NC		
12 141	12 850 I	13 015 I	13 153 I	13 134 I	5 798	5 762	5 814	5 786	5 681	All	Sawn	
12 131	12 828	12 996	13 111	13 111 X	5 678	5 656	5 693	5 685	5 538	C		
9	22 CI	19 CI	43 CI	23 CI	120	106	120	101	142	NC		
21	18	18 I	18 I	20 I	29	27	27	28	26	All	Ven	
20	18	18	18	20 CI	16	15	15	16	14	C		
0 R	0 R	0 CRI	0 CRI	0 CRI	13	12	12	12	11	NC		
31	24	22	21	20 I	214	185	212	270	282	All	Ply	
24	20	19	15	15 X	137	112	121	151	169	C		
8	4	4	6	5 CI	77	73	91	119	113	NC		
445 I	307 I	286	397 I	385 I	9 403	8 816	9 138	8 932	8 944	All	Logs	U.K.
429	271	227	325	313 CI	9 256	8 650	8 942	8 842	8 855	C		
16 C	36 C	59	72 C	72 X	147	166	195	89	89	NC		
175	187	191	218	202 I	10 013	10 264	10 125	11 971	10 407	All	Sawn	
157	167	166	194	176 CI	9 488	9 805	9 677	11 451	9 877	C		
18	20	25	23	26 CBI	526	459	449	520	530	NC		
3	3 I	2 I	2 I	2 I	22	12	26	30	30	All	Ven	
1	2	1 CI	2 CI	1 CI	1	1	2	0	1	C		
2	1 CI	1 CI	1 CI	1 CI	21	11	23	29	29	NC		
72	45	66	92	58 I	1 328	1 422	1 413	1 443	1 285	All	Ply	
23	14	18	19	17 CI	466	461	433	476	468	C		
49	32	48	73	41 CI	862	961	980	967	817	NC		
4 053	**4 628**	**4 122**	**4 327**	**4 263**	**9 585**	**9 024**	**9 643**	**9 761**	**9 685**	**All**	**Logs**	
3 742	**4 315**	**3 799**	**3 958**	**3 887**	**9 141**	**8 566**	**9 156**	**9 270**	**9 216**	**C**		
311	**313**	**322**	**369**	**377**	**444**	**458**	**487**	**491**	**469**	**NC**		
724	**766**	**815**	**882**	**889**	**4 360**	**4 381**	**4 388**	**4 526**	**4 480**	**All**	**Sawn**	
696	**740**	**791**	**845**	**845**	**4 204**	**4 223**	**4 217**	**4 378**	**4 354**	**C**		
27	**26**	**24**	**37**	**43**	**156**	**158**	**171**	**148**	**126**	**NC**		**Europe**
3	**2**	**2**	**2**	**2**	**10**	**10**	**9**	**9**	**7**	**All**	**Ven**	**Non-EU**
0	**0**	**0**	**0**	**0**	**3**	**3**	**2**	**2**	**2**	**C**		
2	**2**	**2**	**2**	**2**	**7**	**7**	**7**	**7**	**5**	**NC**		
9	**9**	**15**	**30**	**10**	**312**	**284**	**330**	**322**	**323**	**All**	**Ply**	
3	**2**	**2**	**1**	**1**	**191**	**189**	**222**	**217**	**216**	**C**		
6	**7**	**13**	**28**	**9**	**121**	**95**	**108**	**104**	**107**	**NC**		
0 CBR	0 RI	2 I	0 RI	0 RI	96	107	135	95	90	All	Logs	Albania
0 CBR	0 CB	0 CBRI	0 I	0 CBRI	31	33	37	34	35	C		
0 CB	0 CBRI	2 CBI	0 CBRI	0 RX	65	75	98	62	55	NC		
7 CB	8 I	7 I	6 I	11 I	104	116	87	129	102	All	Sawn	
1 CB	1 CB	2 CBI	1 CBI	1 CBI	92	108	59	112	88	C		
7 CB	7 CBI	5 CB	5 CBI	9 CBI	12	9	28	16	14	NC		
0 RI	0 RI	0 RI	0 RI	0 RI	2	2	1	2	1	All	Ven	
0 CB	0 CBRI	0 CBRI	0 CBRI	0 CBRI	1	1	1	1	1	C		
0 CBRI	0 CB	0 CB	0 CB	0 CBRI	1	1	1	1	0	NC		
0 RI	0 RI	0 RI	0 RI	0 CB	3	3	6	2	8	All	Ply	
0 E	0 CBRI	0 CBRI	0 CBRI	0 CB	2	1	1	1	1	C		
0 CBRI	0 CBRI	0 CBRI	0 CBRI	0 CB	1	2	4	1	7	NC		
3 288	3 987	3 522 I	3 715 I	3 715 X	6 967	6 550	7 199	7 250	7 153	All	Logs	Norway
3 180	3 875	3 381 C	3 534 C	3 534 X	6 933	6 494	7 140	7 176	7 082	C		
108	112	141	181	181 X	34	56	59	73	71	NC		
517	566	600 I	653 I	653 X	2 900	2 898	2 952	3 045	3 045	All	Sawn	
516	562	599	646	646 X	2 862	2 858	2 926	3 016	3 016	C		
1	4	2 C	7 C	7 X	38	40	27	28	29	NC		
0 R	0 R	0 RI	0 RI	0 RI	5	5	4	4	3	All	Ven	
0 R	0 R	0 CRI	0 CRI	0 CRI	1	1	0	0	0	C		
0 R	0 R	0 CRI	0 CRI	0 CRI	4	4	4	4	3	NC		
5	5	10 I	25 I	5 I	120	96	129	113	109	All	Ply	
2	1	0 CR	0 CR	0 CRI	30	31	54	39	38	C		
3	3	10 CI	25 CI	5 CI	90	65	75	74	71	NC		
764	641	598 I	612 I	549 I	2 523	2 367	2 309	2 415	2 443	All	Logs	Switzerland
562	440	418 CI	424 CI	353 CBI	2 177	2 040	1 979	2 060	2 099	C		
202	200	180	188	195 CBI	345	327	330	355	344	NC		
199	192	208	223	225 I	1 356	1 367	1 349	1 353	1 333	All	Sawn	
180	176	190	198	198 X	1 250	1 257	1 232	1 250	1 250	C		
20	15	17	25	27 CBI	106	110	117	103	83	NC		
2	2	2	2	2 I	3	3	4	3	2	All	Ven	
0 R	0 R	0 R	0 R	0 CBRI	1	1	1	1	1	C		
2	2	2	2	2 CBI	2	3	3	2	1	NC		
4	4	5	5	5 I	188	185	195	206	206	All	Ply	
1	1	1	1	1 X	159	157	167	177	177	C		
3	3	3	3	4 CBI	29	28	28	29	29	NC		

Table 1-1-a. Production, Trade and Consumption of All Timber by ITTO Consumers (1000 m^3)

Country	Product	Species	Production 2014	2015	2016	2017	2018	Imports 2014	2015	2016	2017	2018
U.S.A.	**Logs**	**All**	**356 812**	**354 678**	**356 586**	**355 208**	**365 606**	**1 052**	**1 191**	**1 248**	**1 154**	**1 154**
		C	**261 320**	**263 404**	**266 690**	**270 606**	**270 606**	**605**	**719**	**704**	**696**	**696**
		NC	**95 492**	**91 275**	**89 896**	**84 602**	**95 000**	**447**	**472**	**544**	**458**	**458**
	Sawn	**All**	**75 833**	**76 904**	**78 165**	**80 374**	**80 374**	**22 242**	**24 449**	**28 330**	**27 418**	**26 996**
		C	**53 803**	**54 335**	**55 627**	**57 600**	**57 600**	**21 201**	**23 311**	**27 369**	**26 695**	**26 342**
		NC	**22 030**	**22 569**	**22 538**	**22 774**	**22 774**	**1 041**	**1 138**	**961**	**723**	**653**
	Ven	**All**	**400**	**400**	**400**	**400**	**400**	**401**	**319**	**307**	**319**	**343**
		C	**0**	**0**	**0**	**0**	**0**	**210**	**224**	**204**	**213**	**240**
		NC	**400**	**400**	**400**	**400**	**400**	**191**	**95**	**103**	**107**	**104**
	Ply	**All**	**9 452**	**9 245**	**9 398**	**9 590**	**9 600**	**3 011**	**4 217**	**4 775**	**4 703**	**4 980**
		C	**7 952**	**7 745**	**7 796**	**7 988**	**8 000**	**570**	**848**	**1 224**	**1 749**	**2 025**
		NC	**1 500**	**1 500**	**1 602**	**1 602**	**1 600**	**2 441**	**3 369**	**3 551**	**2 954**	**2 954**
U.S.A.	Logs	All	356 812 [F1]	354 678 [F1]	356 586 [F1]	355 208 [F1]	365 606 [I]	1 052 [I]	1 191 [I]	1 248 [C]	1 154 [I]	1 154 [X]
		C	261 320 [F1]	263 404 [F1]	266 690 [F1]	270 606 [F1]	270 606 [X]	605 [C]	719 [C]	704 [C]	696 [F1]	696 [X]
		NC	95 492 [F1]	91 275 [F1]	89 896 [F1]	84 602 [F1]	95 000	447	472	544 [C]	458 [C]	458 [X]
	Sawn	All	75 833 [I]	76 904 [I]	78 165 [F1]	80 374 [F1]	80 374 [X]	22 242 [I]	24 449 [I]	28 330 [E]	27 418 [E]	26 996 [I]
		C	53 803	54 335	55 627 [F]	57 600 [F]	57 600 [X]	21 201 [F3]	23 311 [F3]	27 369 [E8]	26 695 [E8]	26 342 [CBI]
		NC	22 030 [E]	22 569 [E]	22 538 [F]	22 774 [F]	22 774 [X]	1 041 [E]	1 138 [C]	961 [E2]	723 [E2]	653 [CI]
	Ven	All	400 [E5]	400 [E5]	400 [E5]	400 [E5]	400 [X]	401 [E2]	319 [E]	307 [I]	319 [I]	343 [I]
		C	0 [E5]	0 [E5]	0 [E5]	0 [E5]	0 [X]	210 [E2]	224 [E]	204 [CBI]	213 [CBI]	240 [CI]
		NC	400 [E5]	400 [E5]	400 [E5]	400 [E5]	400 [X]	191 [E2]	95 [E]	103 [E8]	107 [E8]	104 [CI]
	Ply	All	9 452	9 245 [E2]	9 398	9 590	9 600	3 011 [I]	4 217 [I]	4 775 [I]	4 703	4 980 [I]
		C	7 952	7 745 [E2]	7 796	7 988	8 000	570	848	1 224	1 749	2 025 [CI]
		NC	1 500	1 500 [E2]	1 602	1 602	1 600	2 441 [E2]	3 369 [CI]	3 551 [CI]	2 954	2 954 [X]
Consumers Total	**Logs**	**All**	**960 741**	**950 239**	**975 962**	**988 171**	**1 000 968**	**118 477**	**112 078**	**117 445**	**118 247**	**127 543**
		C	**634 048**	**643 366**	**651 276**	**665 480**	**666 824**	**80 065**	**77 577**	**82 345**	**82 434**	**89 050**
		NC	**326 694**	**306 874**	**324 685**	**322 691**	**334 144**	**38 411**	**34 501**	**35 100**	**35 814**	**38 493**
	Sawn	**All**	**273 009**	**281 461**	**288 293**	**302 317**	**302 538**	**93 246**	**99 216**	**110 950**	**117 948**	**120 147**
		C	**201 667**	**205 857**	**210 623**	**219 274**	**219 384**	**77 156**	**83 336**	**93 680**	**99 428**	**101 534**
		NC	**71 343**	**75 604**	**77 670**	**83 043**	**83 154**	**16 090**	**15 880**	**17 271**	**18 520**	**18 614**
	Ven	**All**	**5 895**	**5 812**	**5 698**	**5 670**	**5 700**	**3 100**	**3 086**	**3 158**	**3 089**	**3 083**
		C	**2 388**	**2 301**	**2 227**	**2 156**	**2 165**	**709**	**696**	**763**	**855**	**887**
		NC	**3 507**	**3 511**	**3 471**	**3 514**	**3 534**	**2 392**	**2 390**	**2 395**	**2 234**	**2 196**
	Ply	**All**	**121 888**	**131 161**	**135 922**	**132 490**	**132 526**	**16 203**	**17 188**	**18 064**	**18 662**	**18 888**
		C	**83 116**	**89 216**	**92 436**	**90 239**	**90 261**	**4 147**	**4 450**	**4 994**	**5 595**	**5 677**
		NC	**38 772**	**41 946**	**43 486**	**42 251**	**42 264**	**12 056**	**12 738**	**13 070**	**13 067**	**13 211**
ITTO Total	**Logs**	**All**	**1 340 033**	**1 326 247**	**1 365 255**	**1 380 225**	**1 396 406**	**128 330**	**120 480**	**126 917**	**127 639**	**136 582**
		C	**696 954**	**703 687**	**715 650**	**730 609**	**731 927**	**82 678**	**79 545**	**84 335**	**84 127**	**91 144**
		NC	**643 078**	**622 560**	**649 606**	**649 616**	**664 478**	**45 652**	**40 935**	**42 582**	**43 512**	**45 438**
	Sawn	**All**	**322 584**	**328 609**	**337 477**	**352 926**	**353 787**	**100 228**	**106 280**	**118 853**	**125 764**	**128 128**
		C	**215 307**	**218 776**	**224 966**	**234 178**	**234 274**	**80 838**	**87 129**	**97 999**	**103 484**	**105 954**
		NC	**107 277**	**109 833**	**112 512**	**118 748**	**119 513**	**19 390**	**19 151**	**20 855**	**22 281**	**22 174**
	Ven	**All**	**11 183**	**11 218**	**11 225**	**11 060**	**11 058**	**3 625**	**3 783**	**3 945**	**3 931**	**3 839**
		C	**3 232**	**3 158**	**3 094**	**3 028**	**3 041**	**869**	**876**	**979**	**1 110**	**1 082**
		NC	**7 951**	**8 060**	**8 130**	**8 033**	**8 017**	**2 756**	**2 908**	**2 966**	**2 821**	**2 758**
	Ply	**All**	**136 647**	**145 371**	**150 655**	**147 245**	**146 887**	**18 719**	**19 889**	**21 163**	**22 487**	**22 756**
		C	**86 638**	**92 768**	**96 607**	**94 339**	**94 341**	**4 988**	**5 428**	**5 935**	**6 590**	**6 769**
		NC	**50 010**	**52 603**	**54 048**	**52 906**	**52 546**	**13 731**	**14 461**	**15 229**	**15 898**	**15 987**
Rest of the world	**Logs**	**All**	**522 606**	**531 221**	**545 617**	**543 982**	**545 733**	**7 731**	**7 568**	**7 017**	**6 914**	**7 046**
		C	**357 541**	**364 855**	**373 964**	**373 498**	**375 197**	**4 918**	**4 929**	**4 334**	**4 347**	**4 552**
		NC	**165 065**	**166 367**	**171 653**	**170 484**	**170 535**	**2 813**	**2 639**	**2 683**	**2 567**	**2 494**
	Sawn	**All**	**114 647**	**120 654**	**126 690**	**130 442**	**130 631**	**30 583**	**27 796**	**25 415**	**24 896**	**23 725**
		C	**97 319**	**103 046**	**109 592**	**113 495**	**113 696**	**27 071**	**24 494**	**22 264**	**21 948**	**21 338**
		NC	**17 328**	**17 607**	**17 098**	**16 947**	**16 935**	**3 512**	**3 302**	**3 151**	**2 948**	**2 387**
	Ven	**All**	**2 287**	**2 379**	**2 565**	**2 736**	**2 835**	**439**	**443**	**367**	**408**	**348**
		C	**990**	**1 027**	**1 173**	**1 313**	**1 413**	**66**	**58**	**58**	**49**	**66**
		NC	**1 297**	**1 352**	**1 392**	**1 423**	**1 422**	**373**	**385**	**310**	**359**	**282**
	Ply	**All**	**8 512**	**8 851**	**9 288**	**9 407**	**9 457**	**7 110**	**6 628**	**6 648**	**7 401**	**6 755**
		C	**3 511**	**3 863**	**4 229**	**4 337**	**4 337**	**2 698**	**2 449**	**1 419**	**1 429**	**1 288**
		NC	**5 001**	**4 988**	**5 059**	**5 069**	**5 119**	**4 413**	**4 178**	**5 229**	**5 972**	**5 467**
World	**Logs**	**All**	**1 862 639**	**1 857 468**	**1 910 872**	**1 924 206**	**1 942 138**	**136 061**	**128 048**	**133 934**	**134 553**	**143 628**
		C	**1 054 496**	**1 068 542**	**1 089 613**	**1 104 107**	**1 107 125**	**87 596**	**84 474**	**88 669**	**88 474**	**95 696**
		NC	**808 143**	**788 927**	**821 259**	**820 100**	**835 014**	**48 465**	**43 574**	**45 265**	**46 079**	**47 932**
	Sawn	**All**	**437 231**	**449 263**	**464 167**	**483 368**	**484 418**	**130 811**	**134 076**	**144 269**	**150 661**	**151 853**
		C	**312 627**	**321 822**	**334 557**	**347 673**	**347 970**	**107 909**	**111 622**	**120 263**	**125 432**	**127 292**
		NC	**124 604**	**127 441**	**129 610**	**135 695**	**136 448**	**22 903**	**22 454**	**24 006**	**25 229**	**24 561**
	Ven	**All**	**13 470**	**13 597**	**13 790**	**13 797**	**13 893**	**4 064**	**4 227**	**4 313**	**4 339**	**4 187**
		C	**4 222**	**4 185**	**4 267**	**4 341**	**4 454**	**936**	**934**	**1 037**	**1 159**	**1 148**
		NC	**9 248**	**9 412**	**9 523**	**9 456**	**9 439**	**3 128**	**3 292**	**3 276**	**3 179**	**3 040**
	Ply	**All**	**145 159**	**154 222**	**159 943**	**156 651**	**156 344**	**25 830**	**26 517**	**27 811**	**29 888**	**29 511**
		C	**90 149**	**96 631**	**100 836**	**98 676**	**98 679**	**7 686**	**7 878**	**7 354**	**8 019**	**8 057**
		NC	**55 011**	**57 591**	**59 107**	**57 975**	**57 665**	**18 144**	**18 639**	**20 457**	**21 870**	**21 454**

Exports 2014	2015	2016	2017	2018	Domestic Consumption 2014	2015	2016	2017	2018	Species	Product	Country
14 013	**12 296**	**12 047**	**13 200**	**11 826**	**343 851**	**343 574**	**345 787**	**343 163**	**354 934**	**All**	**Logs**	
11 785	**9 987**	**9 693**	**10 808**	**9 284**	**250 140**	**254 136**	**257 700**	**260 495**	**262 019**	**C**		
2 228	**2 309**	**2 354**	**2 392**	**2 542**	**93 711**	**89 438**	**88 086**	**82 668**	**92 916**	**NC**		
6 942	**6 297**	**6 743**	**7 393**	**6 874**	**91 133**	**95 056**	**99 752**	**100 399**	**100 495**	**All**	**Sawn**	
3 041	**2 734**	**2 779**	**2 890**	**2 890**	**71 963**	**74 912**	**80 217**	**81 405**	**81 053**	**C**		
3 901	**3 563**	**3 964**	**4 504**	**3 984**	**19 170**	**20 144**	**19 535**	**18 994**	**19 443**	**NC**		**U.S.A.**
137	**127**	**124**	**100**	**112**	**664**	**592**	**583**	**620**	**631**	**All**	**Ven**	
19	**14**	**13**	**7**	**18**	**191**	**210**	**192**	**206**	**221**	**C**		
118	**113**	**111**	**93**	**94**	**473**	**382**	**392**	**413**	**410**	**NC**		
828	**550**	**685**	**760**	**760**	**11 635**	**12 911**	**13 487**	**13 533**	**13 820**	**All**	**Ply**	
526	**401**	**543**	**581**	**581**	**7 996**	**8 192**	**8 477**	**9 156**	**9 445**	**C**		
302	**149**	**143**	**179**	**179**	**3 639**	**4 720**	**5 010**	**4 377**	**4 375**	**NC**		
14 013 [I]	12 296 [C]	12 047 [C]	13 200 [I]	11 826 [I]	343 851	343 574	345 787	343 163	354 934	All	Logs	U.S.A.
11 785	9 987 [C]	9 693 [C]	10 808 [F1]	9 284 [CBI]	250 140	254 136	257 700	260 495	262 019	C		
2 228 [F]	2 309 [C]	2 354 [C]	2 392 [CI]	2 542 [CI]	93 711	89 438	88 086	82 668	92 916	NC		
6 942 [F1]	6 297 [I]	6 743 [I]	7 393 [I]	6 874 [I]	91 133	95 056	99 752	100 399	100 495	All	Sawn	
3 041 [F]	2 734 [F3]	2 779 [F3]	2 890 [F3]	2 890 [X]	71 963	74 912	80 217	81 405	81 053	C		
3 901 [F]	3 563 [C]	3 964 [C]	4 504 [C]	3 984 [CI]	19 170	20 144	19 535	18 994	19 443	NC		
137 [I]	127 [I]	124 [I]	100 [I]	112 [I]	664	592	583	620	631	All	Ven	
19 [CBI]	14 [CBI]	13 [CBI]	7 [CBI]	18 [CBI]	191	210	192	206	221	C		
118 [CI]	113 [CI]	111 [CI]	93 [CI]	94 [CI]	473	382	392	413	410	NC		
828 [I]	550 [I]	685	760	760 [X]	11 635	12 911	13 487	13 533	13 820	All	Ply	
526	401	543	581	581 [X]	7 996	8 192	8 477	9 156	9 445	C		
302 [E]	149 [E2]	143	179	179 [X]	3 639	4 720	5 010	4 377	4 375	NC		
78 222	**72 342**	**74 567**	**82 112**	**87 695**	**1 000 996**	**989 975**	**1 018 840**	**1 024 306**	**1 040 816**	**All**	**Logs**	
61 386	**57 071**	**59 550**	**66 619**	**70 858**	**652 727**	**663 871**	**674 072**	**681 294**	**685 016**	**C**		
16 836	**15 271**	**15 017**	**15 493**	**16 837**	**348 269**	**326 104**	**344 768**	**343 012**	**355 800**	**NC**		
62 629	**60 879**	**63 846**	**66 926**	**65 843**	**303 627**	**319 798**	**335 397**	**353 340**	**356 842**	**All**	**Sawn**	
52 909	**51 480**	**54 102**	**56 501**	**55 580**	**225 915**	**237 713**	**250 201**	**262 201**	**265 338**	**C**		
9 720	**9 399**	**9 745**	**10 425**	**10 263**	**77 712**	**82 085**	**85 196**	**91 139**	**91 504**	**NC**		**Consumers**
1 323	**1 313**	**1 315**	**1 401**	**1 388**	**7 672**	**7 585**	**7 541**	**7 359**	**7 394**	**All**	**Ven**	**Total**
347	**329**	**315**	**316**	**322**	**2 749**	**2 669**	**2 674**	**2 696**	**2 730**	**C**		
976	**984**	**999**	**1 085**	**1 066**	**4 922**	**4 916**	**4 867**	**4 663**	**4 664**	**NC**		
13 929	**14 813**	**15 201**	**16 550**	**14 881**	**124 162**	**133 536**	**138 786**	**134 602**	**136 532**	**All**	**Ply**	
4 385	**3 895**	**3 969**	**3 845**	**3 583**	**82 878**	**89 770**	**93 462**	**91 989**	**92 355**	**C**		
9 544	**10 917**	**11 232**	**12 704**	**11 299**	**41 285**	**43 766**	**45 324**	**42 613**	**44 177**	**NC**		
93 598	**85 295**	**87 976**	**94 322**	**100 172**	**1 374 764**	**1 361 431**	**1 404 196**	**1 413 542**	**1 432 816**	**All**	**Logs**	
61 659	**57 201**	**59 623**	**66 736**	**70 959**	**717 973**	**726 031**	**740 362**	**748 001**	**752 113**	**C**		
31 939	**28 095**	**28 353**	**27 586**	**29 213**	**656 791**	**635 400**	**663 835**	**665 541**	**680 704**	**NC**		
72 948	**72 041**	**76 343**	**81 027**	**79 576**	**349 864**	**362 849**	**379 988**	**397 663**	**402 340**	**All**	**Sawn**	
54 120	**53 007**	**56 176**	**59 086**	**58 222**	**242 025**	**252 898**	**266 788**	**278 575**	**282 006**	**C**		
18 828	**19 033**	**20 167**	**21 941**	**21 353**	**107 839**	**109 951**	**113 199**	**119 088**	**120 334**	**NC**		**ITTO Total**
3 048	**3 081**	**3 031**	**2 882**	**2 819**	**11 761**	**11 921**	**12 139**	**12 109**	**12 079**	**All**	**Ven**	
398	**387**	**395**	**409**	**441**	**3 703**	**3 646**	**3 679**	**3 729**	**3 682**	**C**		
2 649	**2 694**	**2 636**	**2 473**	**2 377**	**8 057**	**8 274**	**8 461**	**8 380**	**8 397**	**NC**		
22 372	**22 998**	**23 704**	**25 214**	**23 150**	**132 994**	**142 262**	**148 114**	**144 518**	**146 492**	**All**	**Ply**	
6 771	**6 516**	**6 946**	**6 913**	**6 338**	**84 855**	**91 681**	**95 596**	**94 015**	**94 772**	**C**		
15 601	**16 482**	**16 758**	**18 301**	**16 813**	**48 140**	**50 582**	**52 519**	**50 503**	**51 720**	**NC**		
41 612	**37 766**	**40 867**	**38 132**	**40 510**	**488 725**	**501 023**	**511 767**	**512 763**	**512 268**	**All**	**Logs**	
25 085	**22 320**	**25 150**	**22 816**	**23 687**	**337 374**	**347 463**	**353 148**	**355 028**	**356 062**	**C**		
16 527	**15 446**	**15 717**	**15 316**	**16 823**	**151 351**	**153 560**	**158 619**	**157 735**	**156 206**	**NC**		
61 748	**64 523**	**70 800**	**73 156**	**71 537**	**83 482**	**83 927**	**81 306**	**82 182**	**82 819**	**All**	**Sawn**	
57 685	**60 434**	**66 995**	**69 189**	**67 193**	**66 706**	**67 106**	**64 861**	**66 254**	**67 841**	**C**		
4 064	**4 089**	**3 805**	**3 967**	**4 345**	**16 776**	**16 821**	**16 444**	**15 928**	**14 977**	**NC**		**Rest of the**
793	**921**	**1 009**	**1 100**	**1 241**	**1 933**	**1 901**	**1 923**	**2 044**	**1 942**	**All**	**Ven**	**world**
438	**487**	**577**	**632**	**767**	**618**	**598**	**653**	**731**	**712**	**C**		
355	**433**	**432**	**468**	**474**	**1 315**	**1 303**	**1 270**	**1 313**	**1 230**	**NC**		
4 015	**4 530**	**4 955**	**4 959**	**5 037**	**11 608**	**10 949**	**10 981**	**11 849**	**11 175**	**All**	**Ply**	
1 293	**1 549**	**1 587**	**1 538**	**1 354**	**4 916**	**4 763**	**4 061**	**4 229**	**4 272**	**C**		
2 722	**2 981**	**3 368**	**3 421**	**3 683**	**6 691**	**6 186**	**6 920**	**7 621**	**6 903**	**NC**		
135 210	**123 062**	**128 843**	**132 454**	**140 682**	**1 863 489**	**1 862 454**	**1 915 964**	**1 926 305**	**1 945 084**	**All**	**Logs**	
86 744	**79 521**	**84 773**	**89 552**	**94 646**	**1 055 347**	**1 073 495**	**1 093 510**	**1 103 029**	**1 108 175**	**C**		
48 466	**43 541**	**44 070**	**42 902**	**46 036**	**808 142**	**788 960**	**822 454**	**823 276**	**836 910**	**NC**		
134 697	**136 564**	**147 143**	**154 183**	**151 113**	**433 346**	**446 775**	**461 293**	**479 845**	**485 158**	**All**	**Sawn**	
111 805	**113 441**	**123 171**	**128 276**	**125 415**	**308 731**	**320 003**	**331 650**	**344 829**	**349 847**	**C**		
22 892	**23 122**	**23 972**	**25 907**	**25 698**	**124 615**	**126 772**	**129 644**	**135 016**	**135 311**	**NC**		**World**
3 841	**4 002**	**4 040**	**3 982**	**4 059**	**13 694**	**13 822**	**14 063**	**14 153**	**14 021**	**All**	**Ven**	
837	**874**	**972**	**1 041**	**1 208**	**4 321**	**4 244**	**4 332**	**4 459**	**4 394**	**C**		
3 004	**3 127**	**3 068**	**2 941**	**2 851**	**9 373**	**9 577**	**9 731**	**9 694**	**9 627**	**NC**		
26 387	**27 528**	**28 659**	**30 172**	**28 187**	**144 602**	**153 211**	**159 095**	**156 367**	**157 668**	**All**	**Ply**	
8 064	**8 065**	**8 533**	**8 450**	**7 691**	**89 771**	**96 444**	**99 656**	**98 244**	**99 044**	**C**		
18 323	**19 463**	**20 125**	**21 722**	**20 496**	**54 831**	**56 767**	**59 439**	**58 123**	**58 624**	**NC**		

Table 1-1-b. Production, Trade and Consumption of Tropical Timber by ITTO Consumers (1000 m³)

Country	Product	Production 2014	2015	2016	2017	2018	Imports 2014	2015	2016	2017	2018
Asia-Pacific	**Logs**	**4 378**	**4 378**	**4 378**	**4 378**	**4 453**	**12 876**	**10 650**	**10 539**	**10 975**	**11 479**
	Sawn	**2 542**	**2 556**	**2 533**	**2 516**	**2 516**	**4 848**	**5 655**	**7 045**	**7 832**	**7 593**
	Ven	**794**	**794**	**797**	**793**	**793**	**1 177**	**1 173**	**1 113**	**768**	**762**
	Ply	**6 276**	**6 273**	**6 271**	**6 266**	**6 266**	**3 435**	**2 993**	**3 080**	**3 387**	**3 454**
Australia	Logs	20 I	20 X	20 X	20 X	95 X	0 CR	0 CR	0 CBRI	0 CBRI	2 CI
	Sawn	0	0	0	0	0	47 C	41 CI	42 C	37 CI	32 CI
	Ven	2 X	2 X	2 X	2 X	2 X	4 CI	5 CI	4 CI	3 CI	3 CI
	Ply	0 X	0 X	0 X	0	0 X	97 CI	91 CBI	109 CBI	105 CI	93 CI
China	Logs	4 350 X	4 350 X	4 350 X	4 350 X	4 350 X	11 790 *	9 895 *	9 835 *	10 524 C	11 060 *
	Sawn	2 339 X	2 339 X	2 339 X	2 339 X	2 339 X	4 147 *	5 113 CI	6 579 *	7 393 CI	7 190 *
	Ven	750 X	750 X	750 X	750 X	750 X	915 CI	899 CI	877 *	571 CI	571 X
	Ply	5 955 X	5 955 X	5 955 X	5 955 X	5 955 X	73 CI	90 CI	119 *	83 CI	83 X
(Hong Kong S.A.R.)	Logs	5 X	5 X	5 X	5 X	5 X	175 C	66 C	21 C	6 C	5 CI
	Sawn	5 X	5 X	5 X	0 I	0 X	116 C	44 C	27 C	25 C	8 CI
	Ven	2 I	2 I	2 X	1 I	1 X	1 CBI	0 CBRI	0 CBRI	0 CBRI	0 CRI
	Ply	1 X	1 X	1 X	0 I	0 I	67 CBI	67 CBI	72 CBI	63 CBI	32 CI
(Macao S.A.R.)	Logs	0 X	0 X	0 X	0 X	0 X	0 CB	0 CBR	0 C	0 CBR	0 C
	Sawn	0 X	0 X	0 X	0 X	0 X	3 CB	16 CB	4 CB	2 CBI	1 CBI
	Ven	0 X	0 X	0 X	0 X	0 X	0 CBRI	0 CRI	0 CB	0 C	0 C
	Ply	0 X	0 X	0 X	0 X	0 X	9 CB	16 CBI	11 CBI	12 CBI	15 CBI
(Taiwan Province of China)	Logs	3 X	3 X	3 X	3 X	3 X	491 CI	324 C	311 CI	192 CI	192 X
	Sawn	0 X	0 X	0 X	0 X	0 X	328 C	255 C	196 C	200 CI	200 X
	Ven	20 X	20 X	20 X	20 X	20 X	149 CI	156 CI	120 CI	109 CI	109 X
	Ply	150 X	150 X	150 X	150 X	150 X	452 CBI	375 CBI	381 CBI	335 CI	335 X
Japan	Logs	0	0	0	0 X	0 X	271 C	237 C	214 C	153 CI	120 CI
	Sawn	115	102	84	76	76	126 C	112 C	110 C	95 CI	75 CBI
	Ven	20 X	20 X	20 X	20 X	20 X	17 CI	13 CI	20 CI	16 CI	10 CI
	Ply	99 I	95 I	95 X	95 X	95 X	2 127 CI	1 731 CBI	1 627 CI	1 810 CI	1 916 *
Korea, Rep. of	Logs	0	0	0	0	0	146 CI	127 CI	157	99 CI	99 X
	Sawn	83	110	105	101	101	69 CI	65 CI	72 CI	64 CI	63
	Ven	0	0	3	0 R	0 R	90 CI	99 CI	93 CI	69 CI	69 X
	Ply	71	72	70	66	66	604 CI	608	754 CI	973 CI	973 X
New Zealand	Logs	0	0 *	0 *	0 *	0 X	3 C	1 C	0 CR	1 CI	1 CI
	Sawn	0 *	0 *	0	0	0 X	13 C	10 C	15 C	17 CI	25 CI
	Ven	0 *	0 RI	0 RI	0 RX	0 RX	0 CRI	0 CRI	0 CRI	0 CBRI	0 CBRI
	Ply	0 *	0 *	0	0	0 X	6	15	7	7 CBI	8 CI
EU 28	**Logs**	**77**	**107**	**63**	**77**	**69**	**208**	**214**	**243**	**210**	**195**
	Sawn	**95**	**114**	**103**	**97**	**99**	**1 282**	**1 277**	**1 382**	**1 071**	**1 152**
	Ven	**31**	**29**	**38**	**18**	**18**	**208**	**213**	**256**	**255**	**242**
	Ply	**251**	**238**	**255**	**280**	**276**	**821**	**929**	**848**	**965**	**846**
Austria	Logs	0	0	0	0	0 X	1 CB	2 CB	1 I	1 CBI	0 CBRI
	Sawn	0	0	0	0	0 X	7 CI	7 CBI	6 CI	7 CI	4 CBI
	Ven	0 E5	0 E5	0 E5	0 E5	0 X	2 E2	3 E2	3 E2	6 E2	1 CBI
	Ply	0 E5	0 E5	0 E5	0 E5	0 X	11	10	8 CI	8 CI	8 X
Belgium	Logs	0 X	0 X	0 X	0 X	0 X	20 C	32 C	34 C	37 CI	53 CI
	Sawn	10 E5	10 E5	10 E5	10 E5	15 I	265 C	299 C	338 C	229 CI	229 X
	Ven	6 E5	6 E5	6 E5	6 E5	6 X	7 CI	4 CI	6 CI	7 CI	7 CI
	Ply	6 E5	6 E5	6 E5	6 E5	6 X	106 CI	93 CI	98 CI	116 CI	103 CI
Bulgaria	Logs	0	0	0	0	0 X	0 CR	0 CR	0 CBRI	0 CBRI	0 CBRI
	Sawn	0 E5	0 E2	0 E2	0 E5	0 X	1 C	1 C	1 C	1 C	0 CBRI
	Ven	0 RI	0 E5	0 E2	0 E5	0 I	0 CRI	0 CRI	0 CRI	0 CRI	0 CBRI
	Ply	1 X	1 X	2 I	4 I	1 X	0 CBR	1 C	1 C	3 CB	0 CBRI
Croatia	Logs	0 I	0 X	0 I	0 I	0 X	0 CBR	0 CBR	0 CR	0 CBRI	0 CBRI
	Sawn	0	0	0	0	0 X	2	2	2	2	2 CI
	Ven	0 I	0 I	0 I	0 I	0 X	0 RI	0 R	0 R	0 R	0 CRI
	Ply	0 E	0	0	0	0 X	1 C	1 CI	1	1	1 CI
Cyprus	Logs	0	0	0 X	0 X	0 X	0 R	0 R	0 R	0 R	0 CB
	Sawn	0 E2	0 E2	0 E2	0 E2	0 X	3	2	2	5	0 CBRI
	Ven	0 R	0 R	0 RI	0 RE2	0 R	0 R	0 R	0 R	0 CRI	0 CBRI
	Ply	0 I	0 I	0 I	0 I	0 I	1 CI	1 CI	1 CB	2 C	0 CBRI
Czech Republic	Logs	0	0	0	0	0	1 C	2 C	2	1	1 CI
	Sawn	0	0	0 E5	0 E5	0 X	12 CBI	12 CBI	13 CBI	15 CBI	15 I
	Ven	2	3	3	3	3	2	2	9	9	9
	Ply	1	1	1	1 I	1 X	3	4	6	6	4 CI
Denmark	Logs	0	0	0	0 I	0 X	3 E5	2 CI	6 CI	3 CI	1 CI
	Sawn	0	0	0	0 E5	0 X	19 CBI	16 CBI	27 CI	25 CI	28 CI
	Ven	0 E5	0 E2	0 E2	0 E5	0 X	1 CBI	1 CBI	0 CBRI	1 CBI	0 CBRI
	Ply	0 E5	0 E2	0 E2	0 E5	0 X	7 CBI	6 CBI	6 CBI	6 CBI	6 CI
Estonia	Logs	0	0	0	0	0 X	0 R	0 R	0 CBRI	0 CBRI	0 CBRI
	Sawn	0 RI	0	0 RI	0 E2	0 X	1	0 R	1 CI	1 CBI	1 CI
	Ven	0 E2	0 E2	0 E2	0 E2	0 X	0 CBRI	0 CBRI	0 R	0 R	0 CRI
	Ply	0 E2	0 E2	0 E2	0 E2	0 X	0 R	0 R	0 CRI	2 C	1
Finland	Logs	0	0	0	0 I	0 X	0 CR	0 R	3 I	0 R	0 CRI
	Sawn	0 E2	0 E2	2 I	0 E5	0 X	2	2	2 C	2	2 CI
	Ven	0 E2	0 E2	0 E2	0 E5	0 X	0 R	0 R	0 CRI	0 R	0 CBRI
	Ply	0 E9	0 E2	0 E2	0 E2	0 X	1 CBI	1 CBI	1 CBI	3 CBI	2 CBI
France	Logs	77 *	107 *	63 *	77 *	69 *	78 C	65 CI	73	52	52 X
	Sawn	70 I	74 I	62 I	65 I	64 I	147	158	153	115	115 X
	Ven	0 E5	0 E2	0 E2	0 E8	0 X	64	73	87	72	72 X
	Ply	95 E9	118 E9	113 E2	115 E2	115 X	117 CBI	115	116	150	76 CBI
Germany	Logs	0	0	0	0	0 X	26 C	15 C	20 C	12 CI	4 CI
	Sawn	4	3	0 RE9	0 RE9	0 X	100	101	97 CI	69	69 CI
	Ven	0 E5	0	0 E9	0 E9	0 X	17	14	15	10	6 CI
	Ply	21	0 RE9	0 RE9	0 RE9	0 RX	140	167	123	173	122 CI

Exports 2014	2015	2016	2017	2018	Domestic Consumption 2014	2015	2016	2017	2018	Product	Country
21	**14**	**38**	**105**	**183**	**17 233**	**15 014**	**14 878**	**15 248**	**15 749**	**Logs**	**Asia-Pacific**
111	**64**	**50**	**54**	**31**	**7 280**	**8 147**	**9 528**	**10 293**	**10 078**	**Sawn**	
18	**12**	**12**	**17**	**16**	**1 953**	**1 955**	**1 898**	**1 545**	**1 539**	**Ven**	
457	**527**	**627**	**823**	**684**	**9 254**	**8 739**	**8 723**	**8 830**	**9 036**	**Ply**	
2 CBI	4 CB	4 CBI	13 CBI	90 CBI	18	17	16	8	7	Logs	Australia
4 CBI	6 CBI	3 CBI	4 CBI	5 CBI	42	35	39	32	27	Sawn	
0 CBRI	0 CRI	0 CBRI	0 CBRI	0 CBRI	6	7	6	5	5	Ven	
0 CBRI	1 CBI	1 CI	0 CR	0 CRI	97	89	108	105	92	Ply	
1 C	1 C	26 CI	86 C	86 X	16 139	14 245	14 159	14 788	15 324	Logs	China
7 CI	7 CI	16 CI	10 C	9 CBI	6 479	7 445	8 902	9 722	9 520	Sawn	
14 CI	10 CI	10 CI	15 CI	15 X	1 651	1 638	1 617	1 306	1 306	Ven	
431 CI	491 CI	606 I	806 C	675 CI	5 597	5 554	5 468	5 233	5 364	Ply	
0 CBRI	4 CBRI	0 CBRI	0 CBRI	1 CBI	180	67	26	11	9	Logs	(Hong Kong
94 C	39 C	24 C	22 C	6 CI	27	9	7	3	1	Sawn	S.A.R.)
2 CI	1 CI	1 CI	1 CI	0 CRI	1	1	1	1	1	Ven	
17 CI	21 CI	14 CI	11 CI	5 CI	52	47	59	52	27	Ply	
0 C	0 X	0 X	0 CBRI	0 X	0	0	0	0	0	Logs	(Macao
0 CBR	0 CBR	0 CBRI	0 CBRI	0 RX	3	16	4	2	1	Sawn	S.A.R.)
0 C	0 X	0 X	0 I	0 I	0	0	0	0	0	Ven	
0 CBR	0 CRI	0 CBRI	0 CBRI	0 CBRI	9	16	11	12	15	Ply	
18 C	6 C	8 C	6 CI	6 X	477	321	306	189	189	Logs	(Taiwan
5 CI	5 C	4 C	17 CI	10 CBI	323	250	192	183	190	Sawn	Province of
1 CBI	1 CBI	1 CBI	1 CBI	0 CBRI	169	176	139	128	129	Ven	China)
5 CI	10 CBI	3 CBI	3 CBI	1 CBI	597	515	528	482	484	Ply	
0 CBR	0 CR	0 C	0 CR	0 C	270	237	214	153	120	Logs	Japan
0 CR	0 CR	0 CR	0 CRI	0 CRI	241	213	193	170	151	Sawn	
0 CRI	0 CRI	0 CRI	0 CRI	0 CRI	37	33	40	35	30	Ven	
2 C	2 C	2	3	3	2 223	1 824	1 720	1 902	2 008	Ply	
0 R	0 C	0 C	0 R	0 R	146	127	157	99	99	Logs	Korea, Rep. of
0 CR	0 CR	0 CR	0 R	0 R	152	175	177	165	164	Sawn	
0 R	0 R	0 R	0 R	0 R	90	99	95	69	69	Ven	
1	1	1	0 R	0 R	674	679	823	1 038	1 038	Ply	
0	0 C	0 C	0 C	0 X	3	1	0	1	1	Logs	New Zealand
0 CR	6	3 C	1 C	0 CRI	13	4	12	17	25	Sawn	
0 R	0 CRI	0 CRI	0 CRI	0 CRI	0	0	0	0	0	Ven	
1	0 R	0 R	0 CR	0 CRI	5	15	7	7	7	Ply	
39	**36**	**49**	**46**	**63**	**246**	**285**	**257**	**241**	**202**	**Logs**	**EU 28**
324	**349**	**398**	**327**	**356**	**1 053**	**1 042**	**1 087**	**841**	**895**	**Sawn**	
35	**32**	**30**	**32**	**27**	**203**	**210**	**264**	**242**	**233**	**Ven**	
376	**367**	**420**	**508**	**400**	**696**	**800**	**683**	**738**	**722**	**Ply**	
0 CBR	0 CBRI	0 E2	0 E2	0 X	1	2	1	1	0	Logs	Austria
1 CI	1 CI	1 CI	1 CI	1 X	6	6	5	6	3	Sawn	
1 CI	1 CI	0 CRI	1 CI	1 X	2	2	2	5	1	Ven	
3 CI	1 C	1 CI	2 CI	5 CBI	8	8	7	6	3	Ply	
16 C	13 CB	29 C	23 CI	38 CI	4	19	5	14	16	Logs	Belgium
192 C	216 C	258 C	170 CI	243 CI	83	94	91	69	1	Sawn	
5 CI	2 CI	5 CI	6 CI	6 CI	8	8	7	8	8	Ven	
81 C	73 C	78 C	70 CI	47 CI	30	26	26	52	62	Ply	
0 R	0 C	0 E2	0 E2	0 X	0	0	0	0	0	Logs	Bulgaria
0 CR	0 R	0 R	0 R	0 RI	0	1	1	1	0	Sawn	
0 CBRI	0 CBRI	0 CRI	0 CRI	0 CBRI	0	0	0	0	0	Ven	
1 CB	1 C	2 C	6 CI	1 CBI	0	1	0	0	0	Ply	
0	0	0	0	0 X	0	0	0	0	0	Logs	Croatia
0 R	0 CRI	0 R	0 CRI	0 CRI	2	1	2	2	2	Sawn	
0 CBRI	0 CRI	0 CBRI	0 CRI	0 CRI	0	0	0	0	0	Ven	
0 R	0 R	0 R	0 R	0 CRI	1	1	1	1	1	Ply	
0	0	0 CBRI	0 CBR	0 CB	0	0	0	0	0	Logs	Cyprus
0 CB	0 CBRI	0 CBRI	0 CBRI	0 CB	3	2	2	5	0	Sawn	
0	0 CRI	0 CBRI	0 CBRI	0 CBRI	0	0	0	0	0	Ven	
0 CB	1 CB	0 CBR	0 CBRI	0 CB	1	0	1	2	0	Ply	
0 CBR	0 CBRI	0 R	0 R	0 R	1	2	2	1	1	Logs	Czech
0 CRI	0 CRI	0 CRI	0 CRI	0 CRI	12	11	13	15	15	Sawn	Republic
1 CI	1 CI	1 CI	0 CRI	0 CRI	3	3	10	11	11	Ven	
1	1 E2	4	4	4	3	4	4	3	2	Ply	
2 C	1 C	1 CI	0 CRI	1 CI	1	1	5	2	1	Logs	Denmark
3 CBI	6 CBI	7 CBI	5 CBI	1 CBI	16	10	20	20	27	Sawn	
0 CRI	0 CRI	0 CRI	0 CRI	0 CRI	1	1	0	1	0	Ven	
5	1 CI	1 CI	3 CI	2 CI	2	5	5	3	4	Ply	
0	0	0	0 E5	0 X	0	0	0	0	0	Logs	Estonia
1	0 R	0 CRI	0 CRI	0 CRI	0	0	1	0	0	Sawn	
0 R	0 R	0 R	0 R	0 R	0	0	0	0	0	Ven	
0 R	0 R	0 R	0 R	0 R	0	0	0	1	1	Ply	
0 CR	0 CBRI	0 I	0 X	0 X	0	0	3	0	0	Logs	Finland
1	0 R	3 CI	1 CI	1 CI	1	2	0	1	1	Sawn	
0 R	0 CRI	0 CRI	0 CRI	0 RI	0	0	0	0	0	Ven	
0 R	0 CRI	0 CRI	0 CRI	0 CRI	1	1	1	2	2	Ply	
5	5	3 CI	3 CI	4 CBI	150	167	133	127	117	Logs	France
5	4	3 CI	5 CI	5 CBI	212	228	212	174	174	Sawn	
4 CBI	4 CBI	2 CI	1 CI	1 X	60	69	85	71	71	Ven	
70 C	77 CI	106 CI	121 CI	121 X	142	155	123	144	70	Ply	
2 CI	1 C	4 CI	3 CI	3 X	24	14	16	9	1	Logs	Germany
46	41 CI	43 CI	41 CI	36 CI	58	63	55	28	33	Sawn	
6	6 E2	4	3	2 CI	12	8	11	7	4	Ven	
45 CI	41 CI	30	48	34 CI	117	126	93	126	88	Ply	

Table 1-1-b. Production, Trade and Consumption of Tropical Timber by ITTO Consumers (1000 m^3)

Country	Product	Production 2014	2015	2016	2017	2018	Imports 2014	2015	2016	2017	2018
Greece	Logs	0	0	0 I	0 I	0 X	5 CI	7 C	12 C	6 C	4 CI
	Sawn	3 X	3 X	3 I	3 I	3 X	7 CBI	5 CBI	5 CBI	7 CBI	11 CI
	Ven	0 E5	0 E5	0 E5	0 E5	0 X	8 CI	10 CI	13 CI	17 CI	15 CI
	Ply	21 E5	21 E5	21 E5	21 E5	21 X	2 CBI	2 CBI	3 CBI	5 CBI	6 CI
Hungary	Logs	0	0	0	0	0 X	0 CBRI	0 CBRI	0 CBRI	0 CBRI	0 CBRI
	Sawn	0 E1	0 E2	0 E2	0 E5	0 X	0 CRI	1 CBI	1	0 R	0 CRI
	Ven	0	0	1 I	1 X	1 X	2 CI	2 CI	2 CI	2	1 CI
	Ply	10 X	10 X	10 X	10 X	10 X	3 CI	3 CI	5	6	5 CI
Ireland	Logs	0	0	0	0 I	0 I	7 CI	6 C	6 C	4 C	1 CI
	Sawn	0 E2	0 E2	0 E2	0 E5	0 X	13 CI	15 CI	18	16	14 CI
	Ven	0 E2	0 E2	0 E2	0 E5	0 X	0 CRI	0 CRI	0 CRI	2 CI	1 CI
	Ply	0 E2	0 E2	0 E2	0 E5	0 X	17 CBI	16 CI	16 CI	31 E5	25 CBI
Italy	Logs	0	0	0	0	0	13 C	18 C	17	22 CI	13 CI
	Sawn	0	0	3 E2	3 E5	3 X	162 CI	159 C	162 C	127 CI	164 CI
	Ven	0	0	0 E5	0 E5	0 X	41 CI	48 CI	52 CI	57 CI	51 CI
	Ply	15	7	15 I	10 I	6	53	54	48 CI	55 CI	44 CI
Latvia	Logs	0	0	0	0	0 X	0 R	0 R	0 CR	0 CRI	0 CRI
	Sawn	0 E2	0 E2	0 E2	0 E5	0 X	1 CBI	1 CBI	1 CBI	1 C	0 CRI
	Ven	0 RI	1 I	0 RI	0 E5	0 I	0 CBRI	0 CBRI	0 CBRI	0 CBRI	0 CBRI
	Ply	0 E2	0 E2	0 E5	0 RI	0 X	1 CI	0 CR	0 CR	0 CR	0 CRI
Lithuania	Logs	0	0	0	0	0 X	0 R	0 CBR	0 CBRI	0 CRI	0 CRI
	Sawn	0	0 E2	0 E2	0 E5	0 X	7	9	8 CI	9 CBI	11 I
	Ven	0	0	0	0	0 X	1	0 CRI	0 R	0 R	0 CRI
	Ply	0	0 R	0 RX	0 E5	0 X	0 R	1 CI	1 CI	1 CI	1 CI
Luxembourg	Logs	0	0	0	0	0 X	0 CBRI	0 CBI	0 CBRI	0 CBRI	0 CBRI
	Sawn	0 E5	0 E5	0 E5	0 E5	0 X	1 C	1 CBI	2 CI	1 CBI	3 CI
	Ven	0 E5	0 E5	0 E5	0 E5	0 X	0 CRI	0 CRI	0 CRI	0 CRI	0 CRI
	Ply	0 E5	0	0 X	0 E5	0 X	2 CBI	2 CBI	2 CB	4 CBI	6 CBI
Malta	Logs	0	0	0	0	0	0 R	0 R	0 CBR	0 R	0 CBRI
	Sawn	0	0	0	0	0	2 C	2 CBI	2 CBI	2 CBI	2
	Ven	0	0	0	0	0	0 CBRI	0 CBRI	0 CRI	0 CBRI	0 CBRI
	Ply	0	0	0	0	0	2	2 CI	1 CBI	2 CBI	1 CBI
Netherlands	Logs	0	0	0 I	0 X	0 X	7	12	16	18	22 CBI
	Sawn	2 I	3 I	6 E2	6 E2	6 X	233 CBI	247	298 CBI	211 CBI	275 CBI
	Ven	0	0	0	0	0 I	5	8	9	11	11 X
	Ply	0	0	0	0	0 X	132	177 CI	149 CI	119 CI	119 X
Poland	Logs	0	0	0	0	0	2 C	2 C	2 C	3 CI	2
	Sawn	0 R	0 R	0 R	0	0	26 CI	16 CI	20 CI	26 CI	20
	Ven	1 I	1 I	1 I	1 I	1 I	0 R	0 R	0 R	0 R	1
	Ply	1 E	1 E2	2 E9	3	5	26	26	17	10 CBI	10
Portugal	Logs	0	0	0	0	0 X	21 C	30 C	28 C	23 C	25 CI
	Sawn	5 I	11	9 I	8 I	5 I	24	35	34	40 C	39 CI
	Ven	8 E2	2 E2	2 E9	2 E5	2 X	6	5	5	7	7
	Ply	0 E5	2	2 E9	2 E5	2 X	5	1	2 CI	3 CI	2 CI
Romania	Logs	0	0	0 X	0 X	0 X	0 R	0 R	0 R	0 R	0 CRI
	Sawn	0	0	0	0	0 X	5	2	2	3	3 CI
	Ven	0	0	0	0	0 X	9 CI	10 CI	7 CI	9 CI	8 CI
	Ply	20 E5	20 X	20 X	20 X	20 X	2	2	2	1	1 CI
Slovakia	Logs	0	0	0	0	0 X	9	0 RI	0 CBRI	0 CBRI	1 CI
	Sawn	0 E	0	0	0	0 X	2 CBI	1 CBI	1 CBI	0 CBRI	0 CBRI
	Ven	0 E2	0 E2	0 E2	0 E2	0 X	3	3	3	4	6 CI
	Ply	0 E2	1 E2	0 E2	0 E2	0 X	2 CB	4	1	1	1 CI
Slovenia	Logs	0	0	0	0	0 X	1 CI	2 CI	2 CI	1 C	1 CI
	Sawn	0	0 E2	0 E2	0 E2	0 X	2	3	2	2	3 CI
	Ven	1 E2	1 E2	1 E2	1 E2	1 X	0 CRI	0 R	0 R	0 R	0 CRI
	Ply	0 E	0 E2	0 E2	0 E2	0 X	7	8	10	13	14 CI
Spain	Logs	0	0	0 I	0 I	0 X	5 CBI	13 C	8 CBI	9 CBI	9 CBI
	Sawn	1	9	7 E2	2	2	53 CI	54	74	49 CI	52 CI
	Ven	12	15 E2	24 E2	4	4	29	27	37	38	44 CI
	Ply	60	50 E2	63 E2	89	89	7	8	10	15	7 CI
Sweden	Logs	0	0	0	0	0 X	5 C	0 R	0 CR	1	0 CRI
	Sawn	0 E2	0 E2	0 E2	0 E2	0 X	1 C	1 C	1 C	1 CI	0 CRI
	Ven	0 RE5	0 RE5	0 E9	0 E5	0 X	0 R	1 CI	0 CRI	1 CI	1 CI
	Ply	0 E5	0 E2	0 E5	0 E5	0 X	10	7	5 CI	8 CI	7 CBI
U.K.	Logs	0	0	0	0	0 X	4	6	12	15	5 CBI
	Sawn	0	0	0	0	0 X	184 CI	126 CI	110	107	91 CI
	Ven	0	0	0	0	0 X	8	3	8	1	1 CI
	Ply	0	0	0	0	0 X	161 CBI	218 CI	215	223	272 CI
Europe Non-EU	**Logs**	**0**	**0**	**0**	**0**	**0**	**0**	**0**	**0**	**0**	**0**
	Sawn	**0**	**0**	**0**	**0**	**0**	**13**	**12**	**14**	**14**	**8**
	Ven	**0**	**0**	**0**	**0**	**0**	**1**	**0**	**0**	**0**	**1**
	Ply	**0**	**0**	**0**	**0**	**0**	**20**	**7**	**8**	**14**	**5**
Albania	Logs	0 I	0 X	0 X	0 X	0 X	0 E3	0 E5	0 E5	0 E5	0 X
	Sawn	0 E5	0 E5	0 E5	0 E5	0 X	0 CBR	0 CBR	0 CBRI	0 CBRI	0 CBRI
	Ven	0 E5	0 E5	0 E5	0 E5	0 X	0 CBRI	0 CBRI	0 CBRI	0 CBRI	0 CBRI
	Ply	0 E5	0 E5	0 E5	0 E5	0 X	0 CBR	1 CBI	1 CB	0 CBR	0 CBRI
Norway	Logs	0	0	0	0	0 X	0 R	0 CR	0 CR	0 CR	0 CBRI
	Sawn	0	0	0 E2	0 E2	0 X	1 C	2 C	4 CBI	4 CBI	3 CBI
	Ven	0	0	0 E2	0 E2	0 X	0 CRI	0 CBRI	0 CRI	0 CRI	0 CRI
	Ply	0	0	0 E2	0 E2	0 X	16 CI	3 CI	4 CI	10 CI	2 CI
Switzerland	Logs	0	0	0	0	0 X	0 R	0 R	0 R	0 R	0 CBRI
	Sawn	0 RI	0 RI	0 I	0 I	0 X	11	10	10	10	5 CBI
	Ven	0 E2	0 E9	0 E2	0 E2	0 X	0 R	0 R	0 R	0 R	0 CBRI
	Ply	0	0	0 E9	0 E9	0 X	4 CI	4 CI	4 CI	4 CI	2 CBI

Exports 2014	2015	2016	2017	2018	Domestic Consumption 2014	2015	2016	2017	2018	Product	Country
0 CR	0 CBRI	0 CBRI	0 CR	0 RX	5	7	12	6	4	Logs	Greece
1 CI	1 CI	0 CR	1 CBI	0 CRI	9	7	7	9	13	Sawn	
0 CRI	0 CRI	1 CI	1 CI	1 CI	8	10	12	16	14	Ven	
12 CB	15 C	19 C	15 C	13 CI	11	8	5	10	14	Ply	
0 C	0 C	0 R	0 E5	0 CRI	0	0	0	0	0	Logs	Hungary
0 R	0 CRI	0 R	0 R	0 CRI	0	1	0	0	0	Sawn	
1 CI	2 CI	2 CI	2 CI	2 CI	0	0	1	1	0	Ven	
11	10 C	10 C	9 C	5 CI	2	3	5	7	10	Ply	
1 C	1 CI	0 CBRI	0 CR	0 RX	6	5	6	4	1	Logs	Ireland
0 CRI	0 CRI	2 CI	1 C	2 CI	13	15	16	15	12	Sawn	
0 RE1	0 CBRI	0	0 CRI	0 C	0	0	0	2	1	Ven	
0 CR	0 CRI	0 CR	0 CR	0 CRI	17	16	16	31	25	Ply	
0 CR	0 CR	1 C	6 CI	2 CI	12	18	15	16	12	Logs	Italy
14 CI	11 C	8 C	19 CI	10 CI	148	148	157	111	157	Sawn	
8	6	4 CI	6 CI	7 CI	33	42	47	51	44	Ven	
58	58	60	60	35 CI	11	3	3	5	15	Ply	
0	0	0 CI	0 CRI	0 I	0	0	0	0	0	Logs	Latvia
0 R	0 R	0 R	0 I	0 CRI	1	1	1	1	0	Sawn	
0 CBRI	0 CBRI	0 CBRI	0 CRI	0 RX	0	0	0	0	0	Ven	
0 R	0 CR	0 CR	0 CR	0 CRI	1	0	0	0	0	Ply	
0	0 CR	0 CR	0 CR	0 CRI	0	0	0	0	0	Logs	Lithuania
1	3 CI	3 CI	2 CI	3 CI	6	6	5	7	8	Sawn	
0 CRI	0 CRI	0 R	0 CRI	0 CRI	0	0	0	0	0	Ven	
0 R	0 CR	0 R	0 R	0 CRI	0	1	1	0	1	Ply	
0 CR	0 CR	0 CRI	0 E5	0 I	0	0	0	0	0	Logs	Luxembourg
0 CR	0 CR	0 CR	1 C	0 CRI	1	1	2	1	3	Sawn	
0 CBRI	0 CBRI	0 CBRI	0 CRI	0 RX	0	0	0	0	0	Ven	
0 CBR	0 CBR	0 CBR	0 CBRI	0 CRI	2	2	2	4	5	Ply	
0 R	0 R	0 CBRI	0 CBR	0	0	0	0	0	0	Logs	Malta
0 CBR	0 CBRI	0 CBRI	0 CBRI	0	2	2	2	2	2	Sawn	
0	0 CBRI	0 CBRI	0	0	0	0	0	0	0	Ven	
0 CB	0 CBR	0 CBR	0 CBRI	0	2	2	1	2	1	Ply	
4 CB	6 CB	2 CI	3	3 X	3	5	14	15	19	Logs	Netherlands
40 CBI	43 CBI	31 CBI	36 CBI	29 CBI	195	207	273	181	252	Sawn	
0 CBRI	1 CBI	1 CBI	1 CBI	1 CBI	5	7	7	10	10	Ven	
28	26	38	33	33 X	104	150	111	86	86	Ply	
0 R	0 R	0 R	0 R	0	2	2	2	3	2	Logs	Poland
3 CI	3 CI	4 CI	5 CI	3 CI	23	13	16	21	17	Sawn	
0 R	0 R	0 CRI	0 CRI	0 CRI	1	1	1	1	2	Ven	
2 CI	2 CI	1 C	0 CR	0 CRI	24	25	18	13	15	Ply	
1	6 C	7 C	4 C	12 CI	20	24	21	19	13	Logs	Portugal
6	9	20	24 CI	13 CI	23	37	22	24	31	Sawn	
2 CI	3 CI	3 CI	3 CI	2 CI	12	5	4	6	7	Ven	
1	0 R	0 CR	1 CI	1 CI	5	2	3	5	3	Ply	
0	0	0 C	0 CR	0 CRI	0	0	0	0	0	Logs	Romania
0 R	0 R	0 R	0 R	0 CRI	4	2	2	3	3	Sawn	
0 CRI	0 CRI	0 R	0 R	0 CRI	9	10	7	9	8	Ven	
14	10	8 CB	6 CBI	5 CBI	7	12	14	15	17	Ply	
6	0 R	0 I	0 CBRI	0 X	3	0	0	0	0	Logs	Slovakia
1 CB	0 CBRI	0 CR	0 CRI	0 CBRI	1	1	1	0	0	Sawn	
0 R	0 R	0 R	0 R	0 CRI	3	3	3	4	6	Ven	
0 CR	0 R	0 R	0 R	0 CRI	2	5	1	1	1	Ply	
1 CB	0 R	0 CI	1 C	0 CRI	1	2	2	1	1	Logs	Slovenia
1	1	1	1	1 CI	1	2	1	1	2	Sawn	
1	1	1	1	1 CI	0	0	0	1	1	Ven	
0 R	1 CBI	3 CBI	0 CBRI	0 CBRI	7	7	7	13	13	Ply	
0 R	1	0 CRI	0 CRI	0 CRI	4	11	8	9	9	Logs	Spain
4	5	9 CI	9 CI	6 CI	49	57	72	42	48	Sawn	
5	5	4 CI	5 CI	4 CI	36	37	57	37	44	Ven	
30	30	18	66	57 CI	37	28	55	38	38	Ply	
0 CR	0 CR	0 CR	0 CRI	0 CRI	5	0	0	1	0	Logs	Sweden
1 C	1 CI	0	1 CI	0 CRI	0	0	1	0	0	Sawn	
0 R	0 R	0 CRI	0 CRI	0 CRI	1	1	0	1	1	Ven	
4	2	1	0 R	1 CI	6	5	4	7	7	Ply	
0 CR	0 CR	0 CR	2 CBI	0 CBRI	3	6	12	13	4	Logs	U.K.
3	3	3	3	3 CI	181	123	106	104	88	Sawn	
0 R	0 R	0 R	0 R	0 CRI	8	2	7	1	1	Ven	
9	15	40	63	35 CI	152	203	175	160	237	Ply	
0	**0**	**0**	**0**	**0**	**0**	**0**	**0**	**0**	**0**	**Logs**	
1	**1**	**0**	**2**	**2**	**12**	**11**	**13**	**12**	**6**	**Sawn**	**Europe**
0	**0**	**0**	**0**	**0**	**0**	**0**	**0**	**0**	**0**	**Ven**	**Non-EU**
3	**3**	**0**	**0**	**0**	**17**	**4**	**8**	**14**	**5**	**Ply**	
0 CB	0 CB	0 CBI	0 E5	0 X	0	0	0	0	0	Logs	Albania
0 CB	0 CBRI	0 CBR	0 CBR	0 CBRI	0	0	0	0	0	Sawn	
0 CB	0 CB	0 CB	0 CB	0 CB	0	0	0	0	0	Ven	
0 CB	0 CB	0 CBR	0 CB	0 CB	0	1	0	0	0	Ply	
0	0	0 C	0 RI	0 C	0	0	0	0	0	Logs	Norway
0 CR	0 CR	0 CR	2 C	2 X	1	2	3	2	1	Sawn	
0 R	0 CRI	0 CRI	0 CRI	0 CRI	0	0	0	0	0	Ven	
0 R	0 R	0 CBR	0 CBRI	0 CRI	16	3	3	10	2	Ply	
0 CBR	0 CBR	0 R	0 CBR	0 I	0	0	0	0	0	Logs	Switzerland
0 R	0 R	0 CRI	0 CRI	0 CBRI	11	9	10	10	5	Sawn	
0 R	0 R	0 CRI	0 CRI	0 CBRI	0	0	0	0	0	Ven	
3	3	0 CRI	0 CRI	0 CBRI	1	1	4	4	2	Ply	

Table 1-1-b. Production, Trade and Consumption of Tropical Timber by ITTO Consumers (1000 m³)

Country	Product	Production 2014	2015	2016	2017	2018	Imports 2014	2015	2016	2017	2018
U.S.A.	**Logs**	**0**	**0**	**0**	**0**	**0**	**10**	**6**	**8**	**9**	**8**
	Sawn	**0**	**0**	**0**	**0**	**0**	**382**	**391**	**428**	**331**	**308**
	Ven	**0**	**0**	**0**	**0**	**0**	**26**	**26**	**30**	**30**	**38**
	Ply	**0**	**0**	**0**	**0**	**0**	**548**	**697**	**705**	**582**	**863**
U.S.A.	Logs	0	0	0	0	0 [X]	10 [C]	6 [C]	8 [E8]	9 [E8]	8 [CI]
	Sawn	0	0	0	0	0 [X]	382 [CI]	391 [CI]	428 [C]	331 [C]	308 [CI]
	Ven	0 [E5]	0 [E5]	0	0	0 [X]	26 [CI]	26 [CI]	30 [CI]	30 [CI]	38 [CI]
	Ply	0	0 [E2]	0	0	0 [X]	548 [CI]	697 [CI]	705 [CI]	582 [CBI]	863 [CI]
Consumers Total	**Logs**	**4 455**	**4 485**	**4 441**	**4 455**	**4 522**	**13 095**	**10 870**	**10 789**	**11 194**	**11 682**
	Sawn	**2 638**	**2 670**	**2 636**	**2 613**	**2 615**	**6 524**	**7 335**	**8 869**	**9 248**	**9 061**
	Ven	**825**	**823**	**835**	**811**	**811**	**1 410**	**1 412**	**1 400**	**1 054**	**1 043**
	Ply	**6 527**	**6 511**	**6 526**	**6 546**	**6 542**	**4 824**	**4 627**	**4 641**	**4 949**	**5 168**
ITTO Total	**Logs**	**253 425**	**252 072**	**255 697**	**257 508**	**260 986**	**19 294**	**16 761**	**17 238**	**17 857**	**17 568**
	Sawn	**38 498**	**36 726**	**37 249**	**38 055**	**38 712**	**8 791**	**9 560**	**11 017**	**11 323**	**10 990**
	Ven	**5 222**	**5 326**	**5 447**	**5 282**	**5 246**	**1 651**	**1 763**	**1 798**	**1 408**	**1 420**
	Ply	**17 728**	**17 132**	**17 054**	**17 168**	**16 790**	**5 504**	**5 319**	**5 306**	**5 725**	**5 870**
Rest of the world	**Logs**	**46 831**	**44 926**	**44 615**	**44 673**	**44 704**	**678**	**360**	**398**	**333**	**332**
	Sawn	**5 909**	**5 296**	**4 806**	**4 739**	**4 757**	**1 154**	**1 137**	**1 011**	**1 027**	**679**
	Ven	**253**	**264**	**265**	**267**	**266**	**88**	**98**	**79**	**101**	**70**
	Ply	**471**	**438**	**438**	**412**	**412**	**918**	**784**	**796**	**975**	**843**
World	**Logs**	**300 256**	**296 998**	**300 312**	**302 181**	**305 690**	**19 971**	**17 122**	**17 635**	**18 190**	**17 900**
	Sawn	**44 407**	**42 022**	**42 055**	**42 795**	**43 469**	**9 946**	**10 697**	**12 028**	**12 350**	**11 669**
	Ven	**5 474**	**5 590**	**5 712**	**5 549**	**5 512**	**1 739**	**1 862**	**1 878**	**1 509**	**1 489**
	Ply	**18 200**	**17 571**	**17 493**	**17 580**	**17 202**	**6 421**	**6 102**	**6 101**	**6 700**	**6 714**

Exports 2014	2015	2016	2017	2018	Domestic Consumption 2014	2015	2016	2017	2018	Product	Country
1	**2**	**6**	**6**	**6**	**9**	**4**	**2**	**2**	**2**	**Logs**	**U.S.A.**
18	**27**	**39**	**35**	**35**	**363**	**364**	**389**	**296**	**272**	**Sawn**	
7	**7**	**6**	**5**	**4**	**19**	**19**	**24**	**26**	**34**	**Ven**	
8	**14**	**11**	**25**	**5**	**540**	**683**	**695**	**557**	**858**	**Ply**	
1 [CI]	2 [CI]	6 [C]	6 [C]	6 [X]	9	4	2	2	2	Logs	U.S.A.
18 [CI]	27 [C]	39 [C]	35 [C]	35 [X]	363	364	389	296	272	Sawn	
7 [CI]	7 [CI]	6 [CI]	5 [CI]	4 [CI]	19	19	24	26	34	Ven	
8 [C]	14 [C]	11 [C]	25 [C]	5 [CI]	540	683	695	557	858	Ply	
61	**52**	**93**	**158**	**252**	**17 489**	**15 303**	**15 138**	**15 491**	**15 952**	**Logs**	**Consumers Total**
454	**440**	**488**	**419**	**425**	**8 708**	**9 565**	**11 017**	**11 442**	**11 251**	**Sawn**	
60	**50**	**48**	**53**	**48**	**2 176**	**2 185**	**2 187**	**1 812**	**1 806**	**Ven**	
845	**911**	**1 059**	**1 356**	**1 090**	**10 506**	**10 226**	**10 108**	**10 139**	**10 621**	**Ply**	
15 165	**12 808**	**13 430**	**12 250**	**12 627**	**257 554**	**256 025**	**259 505**	**263 116**	**265 927**	**Logs**	**ITTO Total**
9 561	**10 075**	**10 874**	**11 934**	**11 510**	**37 728**	**36 211**	**37 392**	**37 444**	**38 191**	**Sawn**	
1 733	**1 760**	**1 684**	**1 436**	**1 359**	**5 140**	**5 329**	**5 561**	**5 254**	**5 307**	**Ven**	
6 902	**6 476**	**6 584**	**6 953**	**6 603**	**16 330**	**15 974**	**15 776**	**15 941**	**16 057**	**Ply**	
6 436	**5 411**	**5 912**	**5 605**	**5 782**	**41 073**	**39 876**	**39 100**	**39 400**	**39 253**	**Logs**	**Rest of the world**
1 610	**1 030**	**472**	**437**	**515**	**5 454**	**5 403**	**5 345**	**5 329**	**4 921**	**Sawn**	
37	**42**	**43**	**32**	**26**	**304**	**320**	**301**	**336**	**310**	**Ven**	
113	**94**	**106**	**118**	**75**	**1 276**	**1 128**	**1 128**	**1 269**	**1 181**	**Ply**	
21 600	**18 218**	**19 342**	**17 855**	**18 409**	**298 627**	**295 901**	**298 605**	**302 516**	**305 180**	**Logs**	**World**
11 172	**11 105**	**11 346**	**12 371**	**12 025**	**43 181**	**41 614**	**42 737**	**42 773**	**43 113**	**Sawn**	
1 770	**1 802**	**1 727**	**1 467**	**1 385**	**5 443**	**5 650**	**5 862**	**5 590**	**5 617**	**Ven**	
7 015	**6 570**	**6 690**	**7 071**	**6 678**	**17 606**	**17 103**	**16 904**	**17 209**	**17 238**	**Ply**	

Table 1-1-c. Production, Trade and Consumption of All Timber by ITTO Producers (1000 m^3)

Country	Product	Species	Production 2014	Production 2015	Production 2016	Production 2017	Production 2018	Imports 2014	Imports 2015	Imports 2016	Imports 2017	Imports 2018
Africa	**Logs**	**All**	**22 278**	**21 963**	**22 688**	**22 526**	**23 371**	**184**	**41**	**10**	**96**	**136**
		C	**404**	**399**	**404**	**406**	**381**	**154**	**7**	**6**	**20**	**59**
		NC	**21 873**	**21 564**	**22 284**	**22 120**	**22 990**	**30**	**34**	**4**	**76**	**77**
	Sawn	**All**	**4 549**	**4 597**	**4 548**	**4 726**	**5 085**	**41**	**31**	**45**	**18**	**40**
		C	**100**	**100**	**74**	**119**	**104**	**25**	**14**	**32**	**10**	**37**
		NC	**4 449**	**4 497**	**4 474**	**4 607**	**4 980**	**15**	**18**	**13**	**8**	**3**
	Ven	**All**	**872**	**911**	**1 001**	**922**	**950**	**2**	**9**	**3**	**3**	**0**
		C	**12**	**18**	**11**	**13**	**22**	**0**	**0**	**0**	**0**	**0**
		NC	**860**	**893**	**989**	**909**	**928**	**2**	**9**	**2**	**3**	**0**
	Ply	**All**	**441**	**441**	**485**	**443**	**446**	**56**	**43**	**41**	**59**	**49**
		C	**27**	**25**	**29**	**28**	**29**	**14**	**14**	**8**	**8**	**2**
		NC	**414**	**416**	**456**	**415**	**418**	**43**	**30**	**33**	**51**	**47**
Benin	Logs	All	707 [I]	577 [I]	507 [I]	507 [X]	507 [X]	0 [CR]	0 [RI]	0 [RI]	1 [I]	1 [I]
		C	7 [X]	7 [X]	7 [X]	7 [X]	7 [X]	0 [C]	0 [X]	0 [CRI]	0 [F1]	0 [CBRI]
		NC	700 [I]	570 [I]	500 [I]	500 [X]	500 [X]	0 [CR]	0 [CR]	0 [CR]	1 [C]	1 [X]
	Sawn	All	135 [F1]	133 [F1]	133 [F1]	133 [F1]	133 [X]	1 [C]	0 [RI]	0 [RI]	0 [RI]	0 [RI]
		C	3 [F3]	3 [F2]	3 [F2]	3 [F2]	3 [X]	0 [C]	0 [C]	0 [CB]	0 [I]	0 [I]
		NC	132 [F]	130 [F]	130 [F2]	130 [F4]	130 [X]	1 [C]	0 [CRI]	0 [CR]	0 [CRI]	0 [CBRI]
	Ven	All	1 [X]	1 [X]	1 [X]	1 [X]	1 [X]	0 [RI]	1 [I]	1 [I]	1 [I]	0 [I]
		C	0 [X]	0 [X]	0 [X]	0 [X]	0 [X]	0 [CBRI]	0 [CRI]	0 [CRI]	0 [CRI]	0 [I]
		NC	1 [X]	1 [X]	1 [X]	1 [X]	1 [X]	0 [CRI]	1 [CI]	1 [CI]	1 [CI]	0 [I]
	Ply	All	2 [X]	2 [X]	2 [X]	2 [X]	2 [X]	3 [I]	4 [I]	3 [I]	4 [I]	1 [I]
		C	0 [X]	0 [X]	0 [X]	0 [X]	0 [X]	1 [C]	0 [CBR]	0 [CR]	1 [CI]	0 [CBRI]
		NC	2 [X]	2 [X]	2 [X]	2 [X]	2 [X]	3 [CI]	4 [CI]	3 [CI]	3 [CBI]	1 [CBI]
Cameroon	Logs	All	3 110 [I]	3 160 [I]	3 460 [I]	3 560 [I]	3 560 [I]	1 [I]	0 [CBR]	1 [I]	77 [I]	71 [I]
		C	60 [X]	60 [X]	60 [X]	60 [X]	60 [X]	0 [C]	0 [CBR]	0 [CR]	6 [CB]	0 [I]
		NC	3 050 [I]	3 100 [I]	3 400 [I]	3 500 [I]	3 500 [I]	1 [CB]	0 [CB]	1 [CBI]	71 [CBI]	71 [X]
	Sawn	All	1 022 [F1]	1 022 [F1]	1 022 [I]	1 022 [F1]	1 022 [X]	0 [RI]	0 [RI]	0 [RI]	0 [RI]	0 [RI]
		C	22 [F3]	22 [F2]	22 [X]	22 [F2]	22 [X]	0 [CBR]	0 [CBR]	0 [CBR]	0 [CBR]	0 [RX]
		NC	1 000 [F2]	1 000 [F2]	1 000 [F3]	1 000 [F2]	1 000 [X]	0 [CRI]	0 [CRI]	0 [CRI]	0 [CRI]	0 [CBRI]
	Ven	All	29 [I]	29 [X]	45 [I]	56 [I]	56 [X]	0 [RI]	0 [RI]	0 [RI]	0 [RI]	0 [RI]
		C	1 [I]	1 [X]	1 [X]	1 [X]	1 [X]	0 [CBRI]	0 [CBRI]	0 [CRI]	0 [CRI]	0 [I]
		NC	28	28 [X]	44	55	55 [X]	0 [CRI]	0 [CBRI]	0 [CRI]	0 [CRI]	0 [CBRI]
	Ply	All	18 [I]	18 [X]	18 [X]	18 [X]	18 [X]	1 [I]	1 [I]	1 [I]	0 [RI]	1 [I]
		C	5 [I]	5 [X]	5 [X]	5 [X]	5 [X]	1 [CB]	1 [CB]	0 [CBR]	0 [CBR]	0 [CBRI]
		NC	13	13 [X]	13 [X]	13 [X]	13 [X]	1 [CI]	0 [CBRI]	1 [CI]	0 [CRI]	1 [CBI]
Central Afr. Rep.	Logs	All	548 [I]	626 [I]	626 [I]	627 [I]	727 [I]	0 [CR]	0 [I]	0 [X]	0 [X]	0 [X]
		C	3 [I]	3 [I]	3 [I]	4 [I]	4 [X]	0 [C]	0 [X]	0 [X]	0 [X]	0 [X]
		NC	545 [F1]	623 [F1]	623 [X]	623 [X]	723 [I]	0 [CR]	0 [C]	0 [X]	0 [X]	0 [X]
	Sawn	All	30 [I]	71 [I]	51 [I]	51 [I]	50 [X]	0 [CR]	0 [I]	0 [X]	0 [RI]	0 [I]
		C	1 [X]	1	1 [I]	1 [I]	0 [X]	0 [C]	0 [X]	0 [X]	0 [X]	0 [X]
		NC	29	70 [I]	50 [I]	50 [I]	50 [X]	0 [CR]	0 [C]	0 [X]	0 [CR]	0 [I]
	Ven	All	1 [X]	1 [I]	1 [X]	2 [I]	2 [X]	0 [RI]	0 [RI]	0 [RI]	0 [RI]	0 [I]
		C	0 [X]	0 [RI]	0 [X]	1 [I]	1 [X]	0 [C]	0 [X]	0 [X]	0 [X]	0 [X]
		NC	1 [X]	1 [X]	1 [X]	1 [X]	1 [X]	0 [CBRI]	0 [CBRI]	0 [CRI]	0 [CRI]	0 [I]
	Ply	All	1 [I]	0 [I]	0 [X]	0 [X]	1 [I]	0 [RI]	0 [RI]	0 [RI]	1 [I]	0 [RI]
		C	0 [RI]	0 [I]	0 [X]	0 [X]	1 [I]	0 [CBR]	0 [CBR]	0 [CBR]	0 [CBR]	0 [I]
		NC	1 [X]	0	0 [X]	0 [X]	0 [X]	0 [CRI]	0 [CRI]	0 [CBRI]	1 [CBI]	0 [CBRI]
Congo, Dem. Rep.	Logs	All	4 613 [I]	4 614 [I]	4 614 [I]	4 612 [I]	4 612 [X]	1 [I]	2 [I]	0 [RI]	4 [I]	17 [I]
		C	2 [I]	3 [I]	3 [X]	1 [I]	1 [X]	0 [CBR]	2 [CB]	0 [CBRI]	3 [CB]	17 [CBI]
		NC	4 611 [F1]	4 611 [F1]	4 611 [F1]	4 611 [F1]	4 611 [X]	1 [CBI]	0 [CBRI]	0 [CBRI]	1 [CBI]	0 [I]
	Sawn	All	150 [I]	150 [I]	150 [I]	150 [I]	150 [X]	1 [I]	1 [I]	0 [RI]	1 [I]	1 [I]
		C	0 [X]	0 [X]	0 [X]	0 [X]	0 [X]	1 [CBI]	1 [CBI]	0 [CBRI]	0 [CBRI]	0 [CBRI]
		NC	150 [F3]	150 [F2]	150 [F2]	150 [F4]	150 [X]	1 [CBI]	1 [CBI]	0 [CBRI]	0 [CBRI]	0 [CBRI]
	Ven	All	3 [X]	3 [I]	3 [X]	5 [I]	5 [X]	0 [RI]	0 [RI]	0 [RI]	0 [RI]	0 [RI]
		C	0 [X]	0 [RI]	0 [RX]	0 [I]	0 [X]	0 [CBRI]	0 [CBRI]	0 [CBRI]	0 [CBRI]	0 [CBRI]
		NC	3 [X]	3 [X]	3 [X]	5 [I]	5 [X]	0 [CBRI]	0 [CBRI]	0 [CBRI]	0 [CBRI]	0 [CBRI]
	Ply	All	1 [X]	1 [X]	1 [X]	1 [X]	1 [X]	3 [I]	2 [I]	1 [I]	3 [I]	2 [I]
		C	0 [X]	0 [X]	0 [X]	0 [X]	0 [X]	0 [CBR]	0 [CBR]	0 [CBR]	1 [CBI]	0 [CBRI]
		NC	1 [X]	1 [X]	1 [X]	1 [X]	1 [X]	2 [CBI]	1 [CBI]	1 [CBI]	2 [CBI]	2 [CBI]
Congo, Rep.	Logs	All	2 122 [I]	2 152 [I]	2 197 [I]	2 193 [I]	2 193 [X]	0 [CBR]	0 [RI]	0 [RI]	0	0
		C	8 [X]	8 [X]	8 [X]	8 [X]	8 [X]	0 [CB]	0 [X]	0 [X]	0	0
		NC	2 114 [F1]	2 144 [F1]	2 189 [F1]	2 185 [F1]	2 185 [X]	0 [CBR]	0 [CBR]	0 [CBR]	0	0
	Sawn	All	353 [I]	373 [I]	366 [I]	332 [I]	403 [I]	0 [CBR]	0 [RI]	0 [RI]	1 [I]	0 [RI]
		C	3 [X]	3 [X]	3 [X]	3 [X]	3 [X]	0 [CBR]	0 [CBR]	0 [CBR]	1 [F2]	0 [CBRI]
		NC	350 [*]	370	363 [F]	329	400	0 [CBR]	0 [CBRI]	0 [CBRI]	0 [CBRI]	0 [RX]
	Ven	All	59 [I]	59 [I]	64 [I]	47 [I]	66 [I]	0 [RI]	0 [RI]	0 [RI]	0 [RI]	0 [RI]
		C	0 [RX]	0 [RX]	0 [RX]	1 [I]	1 [I]	0 [CBRI]	0 [C]	0 [CBRI]	0	0
		NC	59	59	64	46	65	0 [CBRI]	0 [CBRI]	0 [CBRI]	0 [CBRI]	0 [CBRI]
	Ply	All	28 [I]	26 [I]	30 [I]	30 [X]	30 [X]	3 [I]	3 [I]	1 [I]	0 [RI]	0 [RI]
		C	0 [X]	0 [X]	0 [X]	0 [X]	0 [X]	1 [CBI]	1 [CB]	0 [CBR]	0 [CBR]	0 [RX]
		NC	28	26	30	30 [X]	30 [X]	2 [CBI]	1 [CBI]	0 [CBRI]	0 [CBRI]	0 [CBRI]
Côte d'Ivoire	Logs	All	2 730 [I]	2 620 [I]	2 720 [I]	2 415 [I]	2 415 [X]	0 [RI]	0 [RI]	0 [CBR]	1 [CB]	1 [I]
		C	30 [X]	20 [I]	20 [I]	15 [I]	15 [X]	0 [CR]	0 [CBR]	0 [CBR]	1 [CB]	1 [CBI]
		NC	2 700 [I]	2 600 [I]	2 700 [I]	2 400 [I]	2 400 [X]	0 [CRI]	0 [CBRI]	0 [CBR]	0 [CBR]	0 [CBRI]
	Sawn	All	875 [I]	875 [I]	875 [I]	873 [I]	873 [X]	0 [RI]	0 [RI]	1 [I]	0 [RI]	0 [RI]
		C	4 [X]	4 [X]	4 [X]	2 [I]	2 [X]	0 [CBR]	0 [CBR]	0 [CBR]	0 [CBRI]	0 [CBRI]
		NC	871 [F]	871 [F4]	871 [F4]	871 [F4]	871 [X]	0 [CRI]	0 [CRI]	0 [CBRI]	0 [CRI]	0 [CBRI]
	Ven	All	224 [I]	261 [I]	315 [I]	245 [I]	245 [X]	0 [RI]	0 [RI]	0 [RI]	0 [RI]	0 [RI]
		C	2 [I]	1 [I]	1 [I]	1 [I]	1 [X]	0 [CRI]	0 [C]	0 [CBI]	0 [CRI]	0 [CBRI]
		NC	222 [I]	260 [I]	314	244	244 [X]	0 [CRI]	0 [CRI]	0 [CBRI]	0 [CBRI]	0 [I]
	Ply	All	121 [I]	118 [I]	144 [I]	106 [I]	106 [I]	2 [I]	1 [I]	1 [I]	4 [I]	3 [I]
		C	5 [I]	2 [I]	3 [I]	3 [I]	3 [I]	1 [C]	0 [CRI]	0 [CBR]	2 [CI]	0 [CBRI]
		NC	116 [I]	116 [X]	141	103	103 [X]	1 [CI]	1 [CI]	1 [CBI]	2 [CI]	3 [CBI]

Exports 2014	2015	2016	2017	2018	Domestic Consumption 2014	2015	2016	2017	2018	Species	Product	Country
4 202	**4 202**	**4 623**	**4 540**	**4 283**	**18 260**	**17 802**	**18 075**	**18 082**	**19 224**	**All**	**Logs**	
16	**15**	**14**	**9**	**6**	**542**	**391**	**396**	**416**	**434**	**C**		
4 185	**4 186**	**4 609**	**4 531**	**4 276**	**17 718**	**17 412**	**17 679**	**17 665**	**18 791**	**NC**		
1 808	**1 764**	**1 924**	**1 900**	**2 247**	**2 782**	**2 864**	**2 669**	**2 844**	**2 878**	**All**	**Sawn**	
40	**34**	**29**	**49**	**25**	**85**	**80**	**77**	**80**	**116**	**C**		
1 768	**1 730**	**1 895**	**1 851**	**2 221**	**2 696**	**2 784**	**2 592**	**2 765**	**2 762**	**NC**		**Africa**
239	**258**	**309**	**323**	**295**	**636**	**662**	**694**	**602**	**655**	**All**	**Ven**	
4	**2**	**2**	**2**	**3**	**9**	**17**	**10**	**12**	**20**	**C**		
235	**257**	**307**	**321**	**292**	**628**	**645**	**685**	**590**	**636**	**NC**		
146	**122**	**91**	**96**	**93**	**351**	**363**	**435**	**407**	**403**	**All**	**Ply**	
11	**6**	**6**	**2**	**3**	**30**	**33**	**30**	**34**	**28**	**C**		
136	**116**	**85**	**94**	**90**	**321**	**330**	**405**	**373**	**375**	**NC**		
354 I	220 CB	134 I	41 I	61 I	353	357	373	467	447	All	Logs	Benin
0	0 CBR	0 CI	1 C	0 CBRI	7	7	7	6	7	C		
354 CBI	220 CB	134 CB	41 CB	61 CBI	346	350	366	460	440	NC		
59 CB	37 I	22 I	27 I	36 I	77	96	112	106	97	All	Sawn	
3 CB	1 CB	0 CBR	0 CBRI	0 RX	0	2	3	3	3	C		
56 CB	36 CBI	22 CBI	27 CBI	36 CBI	77	94	109	103	94	NC		
0 RI	0 I	0 RI	0 I	0 X	1	2	2	2	1	All	Ven	
0 X	0 X	0 CBI	0 I	0 X	0	0	0	0	0	C		
0 CBRI	0 I	0 CBRI	0 I	0 X	1	2	2	2	1	NC		
0 RI	0 RI	0 RI	0 CBR	0 I	5	6	5	6	3	All	Ply	
0 CR	0 CR	0 CBR	0 CB	0 X	1	0	0	1	0	C		
0 CBRI	0 CBRI	0 CBRI	0 CBR	0 CB	5	6	5	5	3	NC		
1 051 I	1 153 I	1 391 I	1 418 I	1 230 I	2 060	2 007	2 070	2 218	2 401	All	Logs	Cameroon
0 CBRI	1 CBI	0 CBRI	0 CBR	0 RX	60	59	60	66	60	C		
1 051 CBI	1 152 CBI	1 391 CBI	1 418 CBI	1 230 I	2 000	1 948	2 010	2 153	2 341	NC		
591 I	662 I	811 I	647 I	700 I	431	360	212	376	322	All	Sawn	
2 CBI	8 CBI	10 CBI	1 CBI	0 CBRI	20	14	12	21	22	C		
589 CBI	654 CBI	801 CBI	646 CBI	700 CBI	411	347	199	354	300	NC		
26 I	28 I	33 I	42 I	29 I	4	1	12	13	27	All	Ven	
1 CI	0 CBRI	0 CBRI	0 CBRI	0 CBRI	0	1	1	1	1	C		
25 CI	28 CBI	33 CBI	42 CBI	29 CBI	3	0	11	12	26	NC		
11 I	7 I	5 I	6 I	3 I	9	12	14	12	17	All	Ply	
2 CB	1 CBI	1 CBI	0 CBR	1 CBI	4	5	5	5	5	C		
9 CBI	7 CBI	5 CBI	6 CBI	2 CBI	4	7	9	7	12	NC		
114 I	110 I	232 CB	328 I	418 I	435	516	394	299	309	All	Logs	Central Afr. Rep.
0 C	0 I	0 CBR	0 I	0 X	3	3	3	4	4	C		
114	110	232 CB	328 CBI	418 CBI	432	513	391	295	305	NC		
28 I	18 I	22 CB	15 I	12 I	3	53	29	36	38	All	Sawn	
1 CB	0 CBR	1 CB	0 CBR	0 X	0	1	0	1	0	C		
27 F	17 CBI	22 CB	15 CBI	12 CBI	2	53	28	35	38	NC		
0 RI	0 RI	0 RI	0 RI	0 RI	1	1	1	2	2	All	Ven	
0 C	0 CBRI	0 X	0 CBRI	0 CB	0	0	0	1	1	C		
0 CBRI	0 CBRI	0 CBRI	0 CBRI	0 CBRI	1	1	1	1	1	NC		
0 RI	0 RI	0 I	0 RI	0 RI	1	0	0	1	0	All	Ply	
0 CBR	0 I	0 X	0	0 CBRI	0	0	0	0	0	C		
0 C	0 CBR	0 CB	0 CBRI	0 CB	1	0	0	1	0	NC		
160 I	182 I	117 I	64 I	70 I	4 453	4 434	4 497	4 552	4 559	All	Logs	Congo, Dem. Rep.
1 CB	0 CB	0 CBR	0 CBR	0 CB	1	5	3	4	18	C		
159 CBI	182 CBI	117 CBI	64 CBI	70 CBI	4 453	4 429	4 494	4 548	4 541	NC		
61 I	58 I	51 I	28 I	27 I	90	94	99	122	124	All	Sawn	
0 C	0 X	0 X	0 C	0 C	1	1	0	0	0	C		
61 CBI	58 CBI	51 CBI	28 CBI	27 CBI	89	93	99	122	123	NC		
2 I	3 I	3 I	5 I	3 I	1	1	1	0	2	All	Ven	
0 CB	0 CBRI	0 C	0 C	0 X	0	0	1	0	0	C		
2 CBI	3 CBI	3 CBI	5 CBI	3 CBI	1	0	0	0	2	NC		
0 RI	0 RI	0 RI	0 RI	0 I	4	3	2	4	3	All	Ply	
0 C	0 CBR	0 C	0	0 X	0	0	0	1	0	C		
0 CBRI	0 CBRI	0 CBR	0 CBR	0 C	3	2	2	3	3	NC		
729 I	642 I	783 I	941 I	895	1 393	1 510	1 414	1 253	1 298	All	Logs	Congo, Rep.
0 CBRI	0 C	0 RI	0	0	8	8	8	8	8	C		
729 CBI	642 CBI	783 CBI	941 CBI	895	1 385	1 502	1 406	1 245	1 290	NC		
143 I	166 I	182 I	173 I	166 I	211	207	184	160	237	All	Sawn	
0 CBR	1 CB	1 CBI	0 CBRI	0 CBRI	3	2	2	3	3	C		
143 CBI	166 CBI	181 CBI	172 CBI	166 I	208	204	182	157	234	NC		
13 I	12 I	13 I	15 I	6 I	47	48	51	32	60	All	Ven	
0 CBRI	0 CBRI	0 CBRI	0 CBRI	0 CBRI	0	0	0	1	1	C		
13 CBI	12 CBI	13 CBI	15 CBI	6 CBI	47	47	51	31	59	NC		
1 I	0 RI	0 RI	0 RI	0 RI	31	28	31	30	30	All	Ply	
0 CBR	0 CBR	0 CBRI	0	0 X	1	1	0	0	0	C		
0 CBRI	0 CBRI	0 CBRI	0 CBRI	0 CBRI	29	27	30	30	30	NC		
359 I	152 I	93 I	28 I	28 X	2 371	2 469	2 627	2 388	2 388	All	Logs	Côte d'Ivoire
0 C	1 CB	0 CBR	0 CBR	0 RX	30	20	20	16	16	C		
359 CB	151 CBI	93 CBI	28 CBI	28 X	2 341	2 449	2 607	2 372	2 372	NC		
208 I	141 I	138 I	127 I	125 I	667	734	738	747	748	All	Sawn	
4 CB	2 CBI	2 CBI	1 CBI	0 CBRI	0	2	2	1	2	C		
204 CBI	139 CBI	135	125	125 X	667	732	736	746	746	NC		
65 I	81 I	105 I	97 I	97 X	159	180	210	148	148	All	Ven	
2 CBI	0 CBRI	1 CBI	1 CBI	1 X	0	1	0	0	0	C		
63 CI	81 CI	104	96	96 X	159	179	210	148	148	NC		
29 I	23 I	24 I	33 I	33 X	94	96	122	77	77	All	Ply	
5 C	2 C	3 CBI	1 CB	1 X	2	1	0	4	2	C		
25 CI	21 CI	21 CBI	31 CI	31 X	92	96	121	73	75	NC		

Table 1-1-c. Production, Trade and Consumption of All Timber by ITTO Producers (1000 m^3)

Country	Product	Species	Production 2014	2015	2016	2017	2018	Imports 2014	2015	2016	2017	2018
Gabon	Logs	All	2 220 I	2 020 I	2 020 X	2 320 I	2 820 I	0 C	0 C	0 C	0 C	0 I
		C	20 X	20 X	20 X	20 X	20 X	0 C	0 C	0 C	0 C	0 I
		NC	2 200 F1	2 000 I	2 000 X	2 300 I	2 800 I	0 C	0 C	0 C	0 C	0 I
	Sawn	All	651 I	651 I	651 I	801 I	1 101 I	0 RI	0 RI	0 RI	0 RI	0 RI
		C	1 I	1 X	1 X	1 X	1 X	0 C	0 CBR	0 CBR	0 CBRI	0 I
		NC	650 F2	650 F2	650 F2	800 I	1 100 I	0 CBR	0 CBRI	0 CBRI	0 CBRI	0 CBRI
	Ven	All	270 I	270 I	270 I	271 I	272 I	0 RI	0 RI	0 RI	0 RI	0 I
		C	0 RI	0 RI	0 RI	1 I	2 I	0 C	0 CBRI	0 C	0 C	0 I
		NC	270	270 X	270 X	270 X	270 X	0 CBRI	0 CBRI	0 CBRI	0 CBRI	0 I
	Ply	All	64 I	64 X	64 X	64 X	64 X	2 I	0 RI	0 RI	1 I	0 RI
		C	4 X	4 X	4 X	4 X	4 X	0 CBR	0 CBR	0 CBR	0 CBR	0 CBRI
		NC	60	60 X	60 X	60 X	60 X	2 CBI	0 CBRI	0 CBRI	1 CBI	0 CBRI
Ghana	Logs	All	2 400 I	2 350 I	2 650 I	2 450 I	2 450 X	146 I	33 I	7 I	10 I	13 I
		C	50 F1	50 F1	50 F1	50 F1	50 X	146 CB	4 CB	6 CB	9 CBI	13 CBI
		NC	2 350 I	2 300 I	2 600 I	2 400 I	2 400 X	0 CBRI	30 CBI	1 CI	1 CBI	0 CBRI
	Sawn	All	521 F1	534 F1	534 F1	534 F1	534 X	2 I	3 I	4 I	4 I	3 I
		C	10 F3	10 F2	10 F2	10 F4	10 X	2 CB	2 CB	2 CB	2 CBI	2 CBI
		NC	511 F	524 F	524 F	524 F2	524 X	1 CBI	1 CBI	2 CBI	2 CBI	1 CBI
	Ven	All	269 I	262 I	262 X	262 X	262 X	0 RI	0 RI	0 RI	0 RI	0 RI
		C	2 X	2 X	2 X	2 X	2 X	0 CBRI	0 CBRI	0 CRI	0	0 CBRI
		NC	267	260	260 X	260 X	260 X	0 CBRI	0 CBRI	0 CRI	0 CRI	0 CBRI
	Ply	All	176 I	180 I	180 I	180 I	180 X	6 I	7 I	10 I	16 I	16 I
		C	13 X	13 X	13 X	13 X	13 X	2 CB	3 CBI	2 C	2 CI	0 CBRI
		NC	163	167	167	167	167 X	4 CBI	5 CBI	8 CBI	14 CBI	16 CBI
Liberia	Logs	All	512 I	500 I	500 X	501 I	501 I	1 I	0 CBR	0 CBR	0 RI	4 I
		C	0 X	0 X	0 X	1 I	1 I	1 CB	0 CBR	0 CBR	0 CBRI	4 CBI
		NC	512 F1	500 F1	500 X	500 X	500 X	0 C	0 CB	0 CB	0 CB	0 CB
	Sawn	All	132 I	132 I	132 X	133 I	133 X	0 RI	0 RI	1 CB	1 I	0 RI
		C	0	0	0 X	0 RI	0 RX	0 CBR	0 CBR	1 CB	0 CBR	0 CBRI
		NC	132 X	132 X	132 X	132 X	132 X	0 CRI	0 CBRI	0 CBR	0 CBRI	0 CBRI
	Ven	All	0	0 RI	0 I	0 X	0 X	0 RI	0 RI	0 RI	0 RI	0 CB
		C	0	0 X	0 X	0 X	0 X	0 C	0 C	0 CB	0 CBRI	0 CB
		NC	0	0 RI	0 I	0 X	0 X	0 CBRI	0 CBRI	0 CBRI	0 CBRI	0 CB
	Ply	All	0	0 X	0 X	0 X	0 X	3 I	2 I	3 I	7 I	5 I
		C	0	0 X	0 X	0 X	0 X	0 CBR	0 CBRI	0 CBRI	0 CBR	0 CBRI
		NC	0	0 X	0 X	0 X	0 X	3 CBI	2 CBI	3 CBI	7 CBI	5 CBI
Madagascar	Logs	All	268 I	280 I	360 I	300 I	320 I	0 CR	1 I	0 RI	0 RI	0 RI
		C	200 X	200 X	200 X	200 X	200 X	0 CR	0 CR	0 CR	0 CRI	0 RX
		NC	68 F1	80 I	160 I	100 I	120 I	0 C	1 CI	0 CBRI	0 CRI	0 C
	Sawn	All	72 F1	75 F1	68	87	76	0 RI	1 CB	1 I	0 RI	0 RI
		C	50 F2	50 F2	23	64	51	0 CR	0 CBR	0 CBR	0 CRI	0 CBRI
		NC	22 F	25 F	45	23	25	0 CRI	0 CBR	0 CRI	0 CBRI	0 CBRI
	Ven	All	12 I	20	36 I	30 I	38 I	0 RI	0 RI	0 RI	0 RI	0 I
		C	5 I	11	5 I	5 I	13	0 CRI	0 CRI	0 CRI	0 CRI	0 I
		NC	7	9	31	25 I	25 X	0 CBRI	0 CRI	0 CBRI	0 CBRI	0 I
	Ply	All	1 I	3 I	7	3	6	3 I	2 I	4 I	4 I	4 I
		C	0 I	1 I	4	3	3	0 CRI	0 CR	1 C	1 CI	0 CBRI
		NC	1 I	2 I	3	0 R	3	3 CBI	2 CBI	3 CBI	3 CBI	4 CBI
Mali	Logs	All	769 I	818 I	818 I	817 I	1 067	1 I	1 I	1 I	1 I	1 I
		C	0 RI	1 I	1 X	0	0	0 C	0	0	0	0
		NC	769 F1	817 F1	817 F1	817 F1	1 067	1 I	1 I	1 I	1 I	1 I
	Sawn	All	130	130 I	130 I	130 I	130 I	3 CB	1 CB	1 I	2 I	1 I
		C	0	0	0	0	0	0 CBR	0 CBR	0 CBR	0 RI	0 CBRI
		NC	130	130 F	130 F2	130 F2	130 X	3 CB	0 CBR	1 C	2 CI	1 I
	Ven	All	0	0	0	0	0 X	1 I	7 I	0 RI	0 RI	0 RI
		C	0	0	0	0	0 X	0 CBRI	0	0 CRI	0	0
		NC	0	0	0	0	0 X	1 CBI	7 CBI	0 CBRI	0 CBRI	0 RI
	Ply	All	27	27	37 I	37 I	37 I	4 I	6 I	6 I	7 I	7 I
		C	0	0	0	0	0	0 CBRI	0 CBR	0 CRI	0 CR	0 CBRI
		NC	27	27	37 I	37 X	37 X	4 CBI	6 CBI	6 CI	7 CI	7 X
Mozambique	Logs	All	1 994 I	1 999 I	2 004 I	2 009 I	1 984 I	32 I	4 I	1 I	1 I	28 I
		C	20 I	25 I	30 I	35 I	10 I	5 F1	1 CI	0 CRI	1 CI	24 CBI
		NC	1 974 F1	1 974 F1	1 974 F1	1 974 F1	1 974 X	27 CI	2 CI	1 CBI	0 CRI	4 CBI
	Sawn	All	403 F1	403 F1	386 I	412 I	412 X	32 I	25 I	37 I	8 I	35 I
		C	6 F3	6 F2	6 F2	12 I	12 X	23 CI	10 F	28 CBI	6 CI	34 CBI
		NC	397 F	397 F2	380 I	400	400 X	9 CI	15 CI	9 CBI	2 CI	0 CBRI
	Ven	All	2 X	2 X	2 X	2 X	2 X	0 RI	0 RI	0 RI	0 RI	0 RI
		C	1 X	1 X	1 X	1 X	1 X	0 CRI	0 CRI	0 CBRI	0 CBRI	0 CBRI
		NC	1 X	1 X	1 X	1 X	1 X	0 CBRI	0 CRI	0 CBRI	0 CRI	0 CBRI
	Ply	All	1 X	1 X	1 X	1 X	1 X	21 I	13 I	8 I	10 I	7 I
		C	0 X	0 X	0 X	0 X	0 X	6 CI	6 CI	2 CI	1 CI	1 CBI
		NC	1 X	1 X	1 X	1 X	1 X	15 CBI	7 CBI	6 CBI	9 CBI	6 CBI
Togo	Logs	All	284 I	247 I	212 I	215 I	215 X	2 C	0 RI	0 RI	2 I	0 RI
		C	4 I	2 I	2 X	5 I	5 X	1 C	0 CBR	0 C	1 CBI	0 CBRI
		NC	280 I	245 I	210 I	210 X	210 X	0 CR	0 CR	0 CBR	2 CB	0 CBRI
	Sawn	All	74 I	48 I	49 F1	67 F1	67 X	0 RI	0 RI	0 RI	0 RI	0 RI
		C	0 F3	0 F2	0 F2	0 F4	0 X	0 CBR	0 C	0 CR	0 CRI	0 I
		NC	74	48	49 F	67 F	67 X	0 CR	0 CBR	0 CBRI	0 CBRI	0 CBRI
	Ven	All	1 X	1 X	1 X	1 X	1 X	1 I	0 RI	0 RI	0 RI	0 I
		C	0 X	0 X	0 X	0 X	0 X	0 C	0 C	0 CRI	0 C	0 I
		NC	1 X	1 X	1 X	1 X	1 X	1 CI	0 CRI	0 CRI	0 CRI	0 I
	Ply	All	1 I	1 X	1 X	1 X	1 X	3 I	1 I	2 I	2 I	2 I
		C	0 I	0 X	0 X	0 X	0 X	1 C	1 C	1 C	0 CBR	0 CBRI
		NC	1 X	1 X	1 X	1 X	1 X	3 CI	1 CI	2 CBI	2 CBI	2 CBI

Exports 2014	2015	2016	2017	2018	Domestic Consumption 2014	2015	2016	2017	2018	Species	Product	Country
18 I	37 I	19 I	28 I	26 I	2 202	1 983	2 001	2 292	2 794	All	Logs	Gabon
0 C	0 CBR	0 C	0 C	0 C	20	20	20	20	20	C		
18 CBI	37 CBI	19 CBI	28 CBI	26 CBI	2 182	1 963	1 981	2 272	2 774	NC		
454 I	526 I	497 I	664 I	942 I	198	125	155	138	159	All	Sawn	
1 CBI	1 CBI	1 X	0 RF	0 RX	0	1	1	1	1	C		
453 CBI	526 CBI	496 CBI	663 CBI	942 CBI	197	124	154	137	158	NC		
104 I	114 I	132 I	143 I	144 I	166	157	138	129	128	All	Ven	
0 C	0 CBRI	0 CBRI	1 CBI	2 CBI	0	0	0	0	0	C		
104 CBI	114 CBI	132 CBI	142 CBI	142 X	166	156	138	128	128	NC		
48 I	39 I	42 I	33 I	33 X	19	25	22	32	32	All	Ply	
2 CBI	1 CB	1 CBI	0 CBRI	0 RX	2	3	3	4	4	C		
45 CBI	38 CBI	41 CBI	33 CBI	33 X	17	22	19	28	28	NC		
446 I	388 I	660 I	446 I	483 I	2 100	1 996	1 997	2 014	1 979	All	Logs	Ghana
0 CBRI	1 CBR	0 CBR	0 CBRI	0 RX	196	53	55	59	62	C		
446 CBI	387 CBI	660 CBI	446 CBI	483 CBI	1 904	1 943	1 941	1 955	1 917	NC		
103 I	91 I	105 I	89 I	98 I	420	446	433	449	439	All	Sawn	
3 CB	1 CB	3 CBI	1 CBI	0 CBRI	9	11	9	11	12	C		
101 CBI	90 CBI	103 CBI	88 CBI	98 CBI	411	435	424	438	428	NC		
28 I	20 I	20 I	16 I	11 I	241	242	242	246	251	All	Ven	
1 CBI	1 CBI	1 CBI	0 CBRI	0 CBRI	1	1	1	2	2	C		
27	19 CBI	19 CBI	16 CBI	11 CBI	240	241	241	245	249	NC		
57 I	51 I	18 I	24 I	24 I	125	136	172	172	172	All	Ply	
2 CBI	1 CB	1 CBI	1 CBI	1 X	14	14	14	14	12	C		
56	49	17	24	24	111	122	158	157	160	NC		
132 I	142 I	106 I	136 I	201 I	381	359	394	365	304	All	Logs	Liberia
0 C	0 X	0 X	0 X	0 X	1	0	0	1	5	C		
132 CBI	142 CBI	106 CB	136 CBI	201 CBI	380	358	394	364	299	NC		
2 I	1 CB	1 I	1 I	2 I	131	132	133	132	131	All	Sawn	
0 C	0 CBR	0 X	0 CBRI	0 I	0	0	1	1	0	C		
2 CBI	1 CB	1 CB	1 CB	2 CBI	131	132	132	132	131	NC		
0 C	0 RI	0 X	0 X	0 X	0	0	0	0	0	All	Ven	
0 C	0 X	0 X	0 X	0 X	0	0	0	0	0	C		
0 C	0 CBRI	0 X	0 X	0 X	0	0	0	0	0	NC		
0 C	0 X	0 X	0 RI	0 I	3	2	3	7	5	All	Ply	
0 C	0 X	0 X	0 CBR	0 I	0	0	0	0	0	C		
0 C	0 X	0 X	0 X	0 X	3	2	3	7	5	NC		
3 CB	1 CB	0 RI	0 RI	2 I	264	280	360	300	318	All	Logs	Madagascar
0 CBR	0 CBR	0 CBR	0 CBRI	0 CBRI	200	200	200	200	200	C		
3 CB	1 CB	0 CRI	0 CRI	2 CBI	64	80	160	100	118	NC		
33 I	21 I	12 I	47 I	27 I	40	54	56	40	49	All	Sawn	
27 C	20 C	11 C	45 CI	25 CBI	23	31	12	19	26	C		
6 CBI	1 CBI	1 CBI	2 CBI	3 CBI	16	24	44	22	23	NC		
0 RI	0 RI	3 I	5 I	5 X	12	21	33	25	33	All	Ven	
0 CB	0 CBRI	0 CBRI	0	0 X	5	12	5	5	13	C		
0 CBRI	0 CBRI	2 CBI	5 CBI	5 X	7	9	28	20	20	NC		
0 RI	1 I	0 RI	0 RI	0 RX	3	4	10	8	10	All	Ply	
0 CRI	1	0 CBRI	0 CBRI	0 RX	0	0	5	4	3	C		
0 CRI	0 CRI	0 CRI	0 I	0 X	3	4	6	4	7	NC		
7 CB	8 CB	16 I	42 I	90 I	763	811	802	776	978	All	Logs	Mali
0 CBR	0 CBR	0 X	0 I	0 X	0	0	1	0	0	C		
7 CB	8 CB	16 CBI	42 CB	90 CBI	763	810	801	776	978	NC		
0 RI	0 RI	0 RX	2 I	2 X	133	131	131	130	129	All	Sawn	
0	0 CBRI	0 RX	0 CBRI	0 RX	0	0	0	0	0	C		
0 RI	0 CBRI	0 RX	2 CB	2 X	133	130	131	130	129	NC		
0 R	0	0	0	0	0	7	0	0	0	All	Ven	
0	0	0	0	0	0	0	0	0	0	C		
0 R	0	0	0	0	0	7	0	0	0	NC		
0 R	0 RI	1 I	0 RI	0	31	33	43	44	44	All	Ply	
0	0 CBRI	0 CBRI	0	0	0	0	0	0	0	C		
0 R	0 CBRI	1 I	0 CRI	0	31	33	43	44	44	NC		
715 I	1 051 I	1 021 I	1 019 I	759 I	1 311	952	984	991	1 253	All	Logs	Mozambique
10 CI	12 CI	12 X	5 CI	5 X	15	14	18	31	29	C		
705 F1	1 039 CBI	1 009 CBI	1 014 CBI	754 I	1 296	938	966	960	1 224	NC		
123 I	42 I	83 I	80 I	109 I	311	385	340	340	338	All	Sawn	
0 CBR	0 CBRI	0 CBRI	0 CBRI	0 RX	29	16	34	18	46	C		
123 CBI	42 CBI	82 CBI	80 CBI	109 CBI	282	370	306	322	292	NC		
0 RI	0 RI	0 RI	0 RI	0 RI	2	2	2	2	2	All	Ven	
0 CRI	0 CRI	0 RX	0 CRI	0 RX	1	1	1	1	1	C		
0 CBRI	0 CBRI	0 CBRI	0 CBRI	0 CBRI	1	1	1	1	1	NC		
0 RI	0 RI	0 RI	0 RI	0 RI	22	14	9	11	8	All	Ply	
0 CBR	0 CBRI	0 CBRI	0 CBRI	0 RX	6	6	2	1	1	C		
0 C	0 CBRI	0 CBRI	0 CBRI	0 CBRI	16	8	7	10	7	NC		
111 I	118 I	50 I	49 I	18 I	174	129	162	168	197	All	Logs	Togo
4 C	1 C	0 CR	3 C	0 CBRI	1	1	2	3	5	C		
107 CBI	117 CBI	50 CB	46 CB	18 CBI	173	128	160	165	192	NC		
3 CB	1 I	0 RI	0 RI	0 RI	71	47	49	67	67	All	Sawn	
0 CBR	0 X	0 X	0 X	0 X	0	0	0	0	0	C		
3 CB	1 CBI	0 CBRI	0 CBRI	0 CBRI	71	47	49	67	67	NC		
0 RI	0 RI	0 RI	0 RI	0 RX	2	1	1	1	1	All	Ven	
0 C	0 X	0 X	0 X	0 X	0	0	0	0	0	C		
0 CBRI	0 CBRI	0 CBRI	0 CRI	0 RX	2	1	1	1	1	NC		
0 RI	1 I	1 I	0 RI	0 RX	4	2	3	3	3	All	Ply	
0 CBR	0 CBR	0 CR	0 C	0 X	0	1	1	0	0	C		
0 CBRI	1 CBI	1 CBI	0 CBRI	0 RX	4	1	2	3	2	NC		

Table 1-1-c. Production, Trade and Consumption of All Timber by ITTO Producers (1000 m³)

Country	Product	Species	Production 2014	2015	2016	2017	2018	Imports 2014	2015	2016	2017	2018
Asia-Pacific	**Logs**	**All**	**197 944**	**196 478**	**200 074**	**201 926**	**204 126**	**9 596**	**8 302**	**9 433**	**9 223**	**8 833**
		C	**9 773**	**9 991**	**10 291**	**10 491**	**10 491**	**2 420**	**1 924**	**1 971**	**1 624**	**1 990**
		NC	**188 172**	**186 487**	**189 783**	**191 435**	**193 635**	**7 177**	**6 379**	**7 463**	**7 599**	**6 843**
	Sawn	**All**	**27 415**	**26 245**	**26 899**	**27 625**	**27 757**	**4 983**	**4 772**	**5 348**	**5 334**	**5 546**
		C	**2 187**	**2 187**	**2 187**	**2 187**	**2 187**	**2 032**	**1 953**	**2 214**	**2 027**	**2 441**
		NC	**25 228**	**24 058**	**24 712**	**25 438**	**25 570**	**2 951**	**2 818**	**3 134**	**3 306**	**3 105**
	Ven	**All**	**3 180**	**3 250**	**3 289**	**3 230**	**3 169**	**462**	**616**	**719**	**777**	**709**
		C	**59**	**65**	**83**	**85**	**80**	**138**	**146**	**189**	**227**	**179**
		NC	**3 121**	**3 185**	**3 206**	**3 145**	**3 089**	**325**	**470**	**530**	**550**	**530**
	Ply	**All**	**11 167**	**10 586**	**10 720**	**10 805**	**10 396**	**1 721**	**1 804**	**2 272**	**2 856**	**2 851**
		C	**1 149**	**1 209**	**1 449**	**1 379**	**1 359**	**413**	**437**	**490**	**476**	**501**
		NC	**10 018**	**9 377**	**9 271**	**9 426**	**9 037**	**1 309**	**1 367**	**1 782**	**2 379**	**2 351**
Cambodia	Logs	All	813 I	1 013 I	813 I	1 013 I	1 013 X	2 C	1 I	2 I	4 I	16 I
		C	13 I	13 I	13 X	13 X	13 X	0 C	0 CR	1 CBI	0	1 CBI
		NC	800 I	1 000 I	800 I	1 000 I	1 000 X	2 C	1 CI	1 C	4 CBI	14 CBI
	Sawn	All	352 I	452 I	252 I	352 I	352 I	1 I	1 I	7 I	4 I	3 I
		C	2 F3	2 F3	2 F2	2 F4	2 X	1 CB	1 CB	3 CB	3 CB	2 CBI
		NC	350 I	450 I	250 I	350 I	350 I	0 CRI	0 CRI	4 CBI	1 CBI	1 CBI
	Ven	All	21 X	21 X	21 X	21 X	21 X	26 I	27 I	36 I	39 I	39 X
		C	1 X	1 X	1 X	1 X	1 X	26 CI	26 CI	31 CI	31 X	31 X
		NC	20 X	20 X	20 X	20 X	20 X	0 CBRI	1 CBI	5 CBI	8 CBI	8 X
	Ply	All	12 I	12 X	27 I	27 X	32 I	10 I	25 I	15 I	117 I	153 I
		C	2 I	2 X	2 X	2 X	2 X	4 C	13 C	4 CB	12 CB	30 CBI
		NC	10 X	10 X	25 I	25 X	30 I	7 CBI	13 CBI	11 CI	105 CBI	123 CBI
Fiji	Logs	All	800 F1	800 F1	800 F1	800 F1	800 X	1 C	3 I	1 I	1 I	0 I
		C	560 F1	560 F1	560 F1	560 F1	560 X	1 C	0 CR	0 CRI	0 CRI	0 I
		NC	240 F1	240 F1	240 F1	240 F1	240 X	0 CR	3 CI	1 CI	1 CB	0 I
	Sawn	All	130 F1	130 F1	130 F1	130 F1	130 X	15 I	2 I	40 I	17 I	5 I
		C	65 F2	65 F2	65 F	65 F2	65 X	11 CB	2 CB	39 CB	16 CI	4 CBI
		NC	65 F2	65 F2	65 F	65 F2	65 X	4 F	1 F	2 CBI	0 CBRI	1 CBI
	Ven	All	9 X	9 X	9 X	9 X	9 X	0 RI	0 RI	0 RI	0 RI	0 RI
		C	1 X	1 X	1 X	1 X	1 X	0 CRI	0 CBRI	0 CRI	0 CRI	0 CBRI
		NC	8 X	8 X	8 X	8 X	8 X	0 CRI	0 CRI	0 CRI	0 CRI	0 CBRI
	Ply	All	11 X	11 X	11 X	11 X	11 X	3 I	2 I	6 I	5 I	6 I
		C	3 X	3 X	3 X	3 X	3 X	1 CI	1 C	2 C	1 C	0 CBRI
		NC	8 X	8 X	8 X	8 X	8 X	3 CBI	2 CBI	4 CBI	4 CBI	5 CBI
India	Logs	All	49 517 F1	49 517 F1	49 517 F1	49 517 F1	49 517 X	6 987 I	5 783 I	5 214 I	4 383 I	4 480 I
		C	6 148 F1	6 148 F1	6 148 F1	6 148 F1	6 148 X	2 303 CB	1 829 CB	1 858 CB	1 539 CBI	1 895 I
		NC	43 369 F1	43 369 F1	43 369 F1	43 369 F1	43 369 X	4 684 CI	3 953 CI	3 356 CI	2 844 CI	2 585 I
	Sawn	All	6 889 F1	6 889 F1	6 889 F1	6 889 F1	6 889 X	552 I	734 I	743 I	869 I	863 I
		C	2 000 F3	2 000 F2	2 000 F	2 000 F2	2 000 X	280 C	376 C	377 CI	409 C	506 CI
		NC	4 889 F3	4 889 F2	4 889 F2	4 889 F4	4 889 X	271 CI	359 CI	366 C	460 CI	357 CI
	Ven	All	295 X	295 X	295 X	295 X	295 X	221 I	378 I	428 I	415 I	402 I
		C	25 X	25 X	25 X	25 X	25 X	10 CI	24 CI	36 CI	32 CI	17 CI
		NC	270 X	270 X	270 X	270 X	270 X	211 CI	354 CI	392 CI	383 CI	385 CI
	Ply	All	2 547 I	2 547 X	2 537 I	2 537 X	2 537 X	121 I	114 I	118 I	141 I	151 I
		C	50 I	50 X	40 I	40 X	40 X	20 CBI	11 CI	7 CI	16 CI	10 CI
		NC	2 497 X	2 497 X	2 497 X	2 497 X	2 497 X	102 CI	103 CI	111 CI	126 CI	141 CI
Indonesia	Logs	All	75 040 I	75 040 I	75 097 I	75 097 I	75 097 X	235 I	566 I	929 I	1 178 I	703 I
		C	1 300 I	1 300 I	1 300 I	1 300 X	1 300 X	20 C	4 C	7 C	8 CI	8 X
		NC	73 740 I	73 740 I	73 797 F1	73 797 F1	73 797 X	214 CBI	562 CBI	922 I	1 170 CBI	695 CBI
	Sawn	All	4 169 F1	4 169 F1	4 169 F1	4 169 F1	4 169 X	246 I	239 I	272 I	291 I	269 I
		C	0 F3	0 F3	0 F3	0 F4	0 X	173 CB	157 CB	178 CB	186 CI	180 CBI
		NC	4 169 F3	4 169 F2	4 169 F3	4 169 F4	4 169 X	73 CI	82 CI	95 CI	105 CI	88 CBI
	Ven	All	761 I	761 X	774 I	774 I	774 X	20 I	16 I	14 I	13 I	13 X
		C	12	12 X	25 I	25 I	25 X	8 CI	4 CI	3 CI	2 CI	2 X
		NC	749 X	749 X	749 X	749 X	749 X	12 CI	12 CI	10 CI	11 CI	11 X
	Ply	All	3 800 X	3 800 X	3 800 X	3 800 X	3 800 X	78 I	112 I	114 I	98 I	90 I
		C	600 X	600 X	600 X	600 X	600 X	55 C	41 CI	39 CI	43 CI	43 X
		NC	3 200 X	3 200 X	3 200 X	3 200 X	3 200 X	23 CI	70 CBI	75 CBI	55 CBI	47 CBI
Malaysia	Logs	All	22 042 I	20 650 I	20 650 X	20 650 X	20 650 X	50 C	33 I	17 I	14 I	15 I
		C	542	650 I	650 X	650 X	650 X	0 CR	5 CB	3 CB	1 CB	1 CBI
		NC	21 500 I	20 000 X	20 000 X	20 000 X	20 000 X	49 C	28 C	14 CI	13 C	14 CI
	Sawn	All	4 463 I	3 521 I	3 423 I	3 249 I	3 381 I	310 I	321 I	307 I	351 I	369 I
		C	20 X	20 X	20 X	20 F2	20 X	91 CBI	111 CBI	127 CBI	150 CBI	202 CBI
		NC	4 443 F	3 501 F	3 403 F	3 229	3 361	219 C	210 C	180 C	201 C	167 CI
	Ven	All	687 I	632 I	563 I	543 I	486 I	56 I	74 I	81 I	114 I	101 I
		C	10 X	10 X	10 X	10 X	10 X	27 CBI	41 CBI	46 CBI	76 CBI	81 CBI
		NC	677	622	553	533	476	29 CI	33 CI	35 CI	38 CI	20 CI
	Ply	All	3 819 I	3 185 I	3 029 I	2 909 I	2 500 I	438 I	489 I	442 I	459 I	514 I
		C	130 I	190 I	240 I	120 I	100 I	186 C	181 C	168 C	171 C	161 CI
		NC	3 689	2 995 I	2 789	2 789 X	2 400 I	252 CI	308 CI	274 CI	288 CI	353 CI
Myanmar	Logs	All	6 360 I	4 860 I	4 860 X	4 360 I	4 360 X	0 RI	0 CR	0 RI	0 RI	0 RI
		C	360 X	360 X	360 X	360 X	360 X	0 CBR	0 C	0 C	0 C	0 X
		NC	6 000 F1	4 500 I	4 500 X	4 000 I	4 000 X	0 CRI	0 CR	0 CBRI	0 CRI	0 CBRI
	Sawn	All	1 780 I	1 830 I	1 830 X	1 830 I	1 830 X	0 RI	0 CBR	1 I	1 I	1 I
		C	80 X	80 X	80 X	80 F2	80 X	0 CBR	0 CBR	1 CB	1 CBI	1 CBI
		NC	1 700 I	1 750 I	1 750 X	1 750 X	1 750 X	0 CBRI	0 CBR	0 CBRI	0 CBRI	0 I
	Ven	All	64 I	170 I	265 I	225 I	220 I	1 I	2 I	6 I	10 I	10 X
		C	4 X	10 I	15 I	15 I	10 I	1 CBI	1 CBI	3 CI	2 CI	2 X
		NC	60 I	160 I	250 I	210 I	210 X	0 CBRI	1 CI	4 CI	8 CI	8 X
	Ply	All	116 X	116 X	116 X	116 X	116 X	20 I	42 I	55 I	63 I	54 I
		C	30 X	30 X	30 X	30 X	30 X	3 C	11 CB	11 CBI	3 CB	3 CBI
		NC	86 X	86 X	86 X	86 X	86 X	18 CBI	32 CBI	43 CBI	60 CBI	51 CBI

Exports 2014	2015	2016	2017	2018	Domestic Consumption 2014	2015	2016	2017	2018	Species	Product	Country
9 967	**7 551**	**7 594**	**6 123**	**6 452**	**197 574**	**197 230**	**201 914**	**205 026**	**206 507**	**All**	**Logs**	
116	**38**	**16**	**15**	**12**	**12 077**	**11 877**	**12 245**	**12 100**	**12 469**	**C**		
9 851	**7 513**	**7 578**	**6 108**	**6 440**	**185 497**	**185 352**	**189 668**	**192 926**	**194 038**	**NC**		
6 336	**7 190**	**7 871**	**8 993**	**8 251**	**26 062**	**23 826**	**24 375**	**23 965**	**25 052**	**All**	**Sawn**	
62	**45**	**52**	**33**	**28**	**4 157**	**4 095**	**4 349**	**4 181**	**4 600**	**C**		
6 274	**7 145**	**7 820**	**8 960**	**8 223**	**21 905**	**19 731**	**20 026**	**19 784**	**20 453**	**NC**		**Asia-Pacific**
1 433	**1 457**	**1 349**	**1 079**	**1 025**	**2 209**	**2 408**	**2 659**	**2 928**	**2 853**	**All**	**Ven**	
16	**22**	**32**	**25**	**20**	**181**	**188**	**239**	**287**	**239**	**C**		
1 417	**1 435**	**1 317**	**1 054**	**1 005**	**2 028**	**2 220**	**2 420**	**2 641**	**2 614**	**NC**		
6 870	**6 442**	**6 560**	**6 462**	**6 296**	**6 019**	**5 947**	**6 432**	**7 199**	**6 951**	**All**	**Ply**	
1 087	**1 152**	**1 277**	**1 065**	**1 026**	**474**	**494**	**662**	**790**	**833**	**C**		
5 782	**5 290**	**5 283**	**5 397**	**5 270**	**5 545**	**5 453**	**5 770**	**6 409**	**6 117**	**NC**		
87 I	113 I	199 I	198 I	215 I	728	901	616	819	814	All	Logs	Cambodia
0 C	0 CB	0 CBR	0 CBR	0 X	13	13	14	13	14	C		
87 CBI	113 CBI	199 CBI	198 CBI	215 CBI	715	888	602	806	799	NC		
302 CB	438 I	244 I	315 I	304 I	51	15	14	41	51	All	Sawn	
0 CBR	0 CBRI	0 CBRI	0 CBRI	0 RX	3	3	5	5	4	C		
302 CB	438 CBI	244 CBI	315 CBI	304 CBI	48	12	10	36	47	NC		
2 I	10 I	2 I	2 I	3 I	45	38	55	58	57	All	Ven	
0 CBRI	1 CBI	0 CBRI	0 I	1 CBI	27	26	32	32	31	C		
2 CBI	9 CBI	2 CBI	2 CBI	2 CBI	18	12	23	26	26	NC		
10 I	8 I	22 I	6 I	29 I	12	29	20	138	156	All	Ply	
0 CBR	0 CBRI	0 CR	0 CBRI	0 CBRI	6	15	6	14	32	C		
10 CBI	8 CBI	22 CBI	6 CBI	29 CBI	6	15	14	124	124	NC		
44 I	11 I	5 I	3 I	1 I	757	792	797	798	799	All	Logs	Fiji
37 CBI	2 C	1 CI	0 CR	0 C	524	558	559	560	560	C		
8 CB	9 CB	4 CBI	2 CB	1 CBI	233	234	237	238	239	NC		
21 CB	16 I	16 I	4 CB	9 I	124	116	154	142	126	All	Sawn	
1 CB	1 CB	1 CBI	0 CBR	1 CBI	75	66	103	81	69	C		
20 CB	16 CBI	16 CI	4 CB	8 CBI	48	50	51	61	58	NC		
0 RI	0 RI	0 RI	0 RI	0 RI	9	9	9	9	9	All	Ven	
0 CRI	0 CBRI	0 CRI	0 CRI	0 C	1	1	1	1	1	C		
0 CRI	0 CRI	0 CBRI	0 CRI	0 CBRI	8	8	8	8	8	NC		
2 I	1 I	2 I	2 I	0 RI	12	12	15	15	16	All	Ply	
0 CR	0 CRI	0 CR	0 CRI	0 CBRI	3	4	5	4	3	C		
2 CI	1 CI	1 CI	1 CI	0 CBRI	8	9	10	11	13	NC		
11 I	11 I	17 I	19 I	8 I	56 493	55 289	54 714	53 881	53 989	All	Logs	India
1 C	0 CR	0 CRI	1 CI	2 CI	8 450	7 977	8 006	7 687	8 041	C		
11 CI	11 F1	17 CI	18 CI	6 CBI	48 042	47 312	46 708	46 195	45 948	NC		
38 I	28 I	24 I	14 I	10 I	7 402	7 595	7 608	7 744	7 742	All	Sawn	
13 CB	4 CBI	0 CRI	0 CR	1 CI	2 267	2 372	2 377	2 409	2 505	C		
25 CI	25 CI	24 CI	14 CI	9 CI	5 135	5 223	5 231	5 335	5 237	NC		
7 I	10 I	10 I	8 I	4 I	509	664	713	702	692	All	Ven	
1 CBI	1 CBI	0 CRI	1 CI	0 CBRI	34	48	61	56	42	C		
6 CBI	9 CBI	9 CBI	7 CBI	4 CBI	475	616	653	646	650	NC		
97 I	64 I	76 I	51 I	32 I	2 571	2 597	2 579	2 627	2 657	All	Ply	
45 CBI	20 CBI	21 CBI	16 CB	4 CI	25	40	27	40	46	C		
52 CI	43 CI	55 CI	36 CI	27 CI	2 546	2 556	2 553	2 587	2 611	NC		
97 I	59 I	48 I	27 I	28 I	75 177	75 547	75 978	76 248	75 772	All	Logs	Indonesia
1 CB	0 CBR	1 CB	0 CBRI	0 RX	1 319	1 303	1 307	1 308	1 308	C		
96 CBI	58 CBI	47 CBI	26 CBI	28 CBI	73 858	74 244	74 672	74 940	74 464	NC		
568 I	467 I	494 I	515 I	541 I	3 847	3 941	3 947	3 945	3 897	All	Sawn	
17 CBI	14 CBI	11 CBI	3 CBI	3 CBI	155	143	166	183	178	C		
551 CBI	453 CBI	483 CBI	512 CBI	539 CBI	3 691	3 798	3 781	3 762	3 719	NC		
17 I	35 I	48 I	85 I	108 I	763	742	740	701	679	All	Ven	
9 CI	12 CI	15 CI	12 CI	12 X	11	5	13	15	15	C		
9 CBI	23 CBI	33 CBI	73 CI	96 CBI	752	738	726	687	665	NC		
2 751 I	2 780 I	2 656 I	2 556 I	2 575 I	1 127	1 132	1 258	1 342	1 315	All	Ply	
432 CI	442 C	357 CI	227 C	227 X	222	199	282	417	417	C		
2 318 CBI	2 338 CBI	2 299 CBI	2 330 CBI	2 348 I	905	932	976	925	898	NC		
3 210 I	2 995 I	2 844 I	2 600 I	2 430 I	18 881	17 688	17 822	18 064	18 236	All	Logs	Malaysia
31 CB	19 CB	6 CB	5 CBI	2 CBI	511	636	647	647	649	C		
3 180 C	2 976 C	2 839 *	2 595	2 427	18 370	17 052	17 175	17 417	17 587	NC		
1 954 C	1 991 C	1 973 I	2 164 C	2 149 I	2 819	1 851	1 757	1 435	1 601	All	Sawn	
4 C	9 C	13 C	10 C	14 CI	107	122	134	160	208	C		
1 950 C	1 982 C	1 960 *	2 154 C	2 135	2 712	1 728	1 623	1 275	1 393	NC		
288 I	227 I	222 I	213 I	204 I	455	479	422	444	383	All	Ven	
0 CRI	0 CRI	0 CRI	0 CRI	0 CBRI	37	51	56	86	91	C		
288 CBI	227	222	213	204	419	428	366	358	292	NC		
3 396 I	2 874 I	2 865 I	2 749 I	2 565 I	861	800	606	619	449	All	Ply	
281 C	344 C	377 C	255 C	229 CI	35	28	31	36	32	C		
3 115	2 530	2 489	2 494	2 336	826	773	574	583	417	NC		
2 358 I	586 I	564 I	39 I	28 I	4 003	4 274	4 296	4 321	4 332	All	Logs	Myanmar
31 CB	10 CB	2 CB	5 CB	5 X	330	350	358	355	355	C		
2 327 CBI	576 CBI	562 CBI	35 CBI	23 CBI	3 673	3 924	3 938	3 965	3 977	NC		
92 I	211 I	145 I	111 I	172 I	1 688	1 619	1 685	1 719	1 658	All	Sawn	
3 CB	4 CB	3 CBI	3 CBI	3 X	77	76	77	77	77	C		
89 CBI	207 CBI	142 CBI	108 CBI	169 CBI	1 611	1 543	1 608	1 642	1 581	NC		
52 I	157 I	256 I	186 I	115 I	13	14	15	49	114	All	Ven	
2 CBI	6 CBI	14 CBI	11 CBI	3 CBI	3	4	4	6	9	C		
50 CBI	151 CBI	242 CBI	175 CBI	112 CBI	10	10	12	43	106	NC		
17 I	17 I	11 I	8 I	7 I	119	141	160	170	163	All	Ply	
2 CB	4 CB	3 CBI	1 CB	2 CBI	31	37	39	31	31	C		
15 CBI	13 CBI	8 CBI	7 CBI	5 CBI	88	104	121	139	132	NC		

Table 1-1-c. Production, Trade and Consumption of All Timber by ITTO Producers (1000 m³)

Country	Product	Species	Production 2014	2015	2016	2017	2018	Imports 2014	2015	2016	2017	2018
Papua New Guinea	Logs	All	4 600 [I]	4 600 [I]	4 600 [X]	4 100 [I]	4 300 [I]	0 [RI]	0 [RI]	0 [RI]	0 [CBR]	0 [RX]
		C	100 [I]	100 [I]	100 [X]	100 [X]	100 [X]	0 [C]	0 [CBR]	0 [CBRI]	0 [CBR]	0 [RX]
		NC	4 500 [I]	4 500 [I]	4 500 [X]	4 000 [I]	4 200 [I]	0 [CBR]	0 [C]	0 [CBRI]	0 [CBR]	0 [RX]
	Sawn	All	82 [F1]	82 [F1]	82 [F1]	82 [F1]	82 [X]	3 [CB]	1 [CB]	3 [I]	0 [RI]	0 [RI]
		C	20 [F3]	20 [F2]	20 [F]	20 [F2]	20 [X]	3 [CB]	1 [CB]	0 [CBR]	0 [CBRI]	0 [CBRI]
		NC	62 [F3]	62 [F2]	62 [F]	62 [F2]	62 [X]	0 [CBR]	0 [CBR]	3 [CBI]	0 [CBRI]	0 [CBRI]
	Ven	All	63 [X]	63 [X]	63 [X]	63 [X]	63 [X]	0 [RI]	0 [RI]	0 [RI]	0 [RI]	0 [RI]
		C	1 [X]	1 [X]	1 [X]	1 [X]	1 [X]	0 [CB]	0 [CBRI]	0 [CBRI]	0 [I]	0 [CBRI]
		NC	62 [X]	62 [X]	62 [X]	62 [X]	62 [X]	0 [CBRI]	0 [CBRI]	0 [CBRI]	0 [CBRI]	0 [CBRI]
	Ply	All	28 [X]	29 [I]	64 [I]	69 [I]	64 [I]	16 [I]	10 [I]	7 [I]	4 [I]	3 [I]
		C	14 [X]	14 [X]	14 [X]	14 [X]	14 [X]	10 [CB]	7 [CB]	5 [CB]	1 [CB]	1 [CBI]
		NC	14 [X]	15 [I]	50	55	50	5 [CBI]	2 [CBI]	2 [CBI]	3 [CBI]	2 [CBI]
Philippines	Logs	All	4 146 [I]	3 898 [I]	3 847 [I]	3 789 [I]	3 789 [X]	64 [I]	104 [I]	122 [I]	70	46 [I]
		C	50 [I]	60 [I]	60 [X]	60 [X]	60 [X]	11	1 [C]	7 [CB]	1	14 [CI]
		NC	4 096 [F1]	3 838 [F1]	3 787 [F1]	3 729 [F1]	3 729 [X]	53 [CBI]	103	115	69	32 [CI]
	Sawn	All	700 [F1]	322 [F1]	424 [F1]	424 [F1]	424 [X]	625 [I]	604 [I]	735 [I]	466 [I]	869 [I]
		C	0 [F3]	0 [F2]	0 [F]	0 [F2]	0 [X]	443 [CI]	379 [CB]	418 [CBI]	194 [CBI]	645 [CBI]
		NC	700 [F2]	322 [F]	424 [F]	424 [F2]	424 [X]	182 [CBI]	225 [CBI]	317	272 [CBI]	224 [CBI]
	Ven	All	45 [I]	64 [I]	64 [X]	64 [X]	64 [X]	62 [I]	52 [I]	65 [I]	96 [I]	47 [I]
		C	5 [I]	5 [X]	5 [X]	5 [X]	5 [X]	50 [CBI]	36 [CBI]	49 [CBI]	60 [CBI]	20 [CBI]
		NC	40	59	59 [X]	59 [X]	59 [X]	12 [CI]	16 [CI]	16 [CI]	36 [CI]	28
	Ply	All	184 [I]	166 [I]	166 [X]	166 [X]	166 [X]	563 [I]	511 [I]	805 [I]	1 074 [I]	996 [I]
		C	20 [X]	20 [X]	20 [X]	20 [X]	20 [X]	61 [CB]	71 [CB]	127 [CBI]	148 [CBI]	141 [CI]
		NC	164	146	146 [X]	146 [X]	146 [X]	501 [CBI]	439 [CBI]	677 [CBI]	926 [CBI]	855 [CBI]
Thailand	Logs	All	14 600 [I]	14 600 [I]	16 200 [I]	17 600 [I]	17 600 [I]	148 [I]	63 [I]	40 [I]	26 [I]	25 [I]
		C	0 [X]	0 [X]	0 [X]	0 [X]	0 [X]	32 [CB]	24 [CB]	13 [CB]	12 [CB]	8 [CI]
		NC	14 600 [F1]	14 600 [F1]	16 200 [I]	17 600 [I]	17 600 [I]	116 [CI]	39 [CI]	26 [CBI]	14 [CBI]	17 [CBI]
	Sawn	All	2 850 [I]	2 850 [I]	3 700 [I]	4 500 [I]	4 500 [X]	1 109 [I]	965 [I]	1 498 [I]	1 497 [I]	1 455 [I]
		C	0 [X]	0 [X]	0 [F2]	0 [F2]	0 [X]	297 [CI]	249 [CBI]	303 [CBI]	302 [CBI]	260 [CBI]
		NC	2 850 [F2]	2 850 [F2]	3 700 [I]	4 500 [I]	4 500 [X]	812 [CI]	717 [CI]	1 195 [C]	1 195 [X]	1 195 [X]
	Ven	All	185 [X]	185 [X]	185 [X]	185 [X]	185 [X]	22 [I]	14 [I]	23 [I]	12 [I]	20 [I]
		C	0 [X]	0 [X]	0 [X]	0 [X]	0 [X]	3 [CI]	3 [CI]	2 [CI]	1 [CBI]	3 [CI]
		NC	185 [X]	185 [X]	185 [X]	185 [X]	185 [X]	19 [CI]	11 [CI]	22 [CI]	11 [CBI]	17 [CI]
	Ply	All	120 [X]	120 [X]	120 [X]	120 [X]	120 [X]	265 [I]	257 [I]	358 [I]	401 [I]	431 [I]
		C	0 [X]	0 [X]	0 [X]	0 [X]	0 [X]	57 [CB]	62 [CB]	65 [CB]	21 [CBI]	51 [CI]
		NC	120 [X]	120 [X]	120 [X]	120 [X]	120 [X]	208 [CBI]	194 [CBI]	293 [CBI]	379 [CBI]	379 [X]
Viet Nam	Logs	All	20 027 [I]	21 500 [I]	23 690 [I]	25 000 [I]	27 000 [I]	2 110 [C]	1 751 [C]	3 109 [I]	3 548 [I]	3 547 [I]
		C	700 [I]	800 [I]	1 100 [I]	1 300 [I]	1 300 [I]	51 [C]	61 [C]	81 [CBI]	62	61 [CBI]
		NC	19 327 [F1]	20 700 [I]	22 590 [I]	23 700 [I]	25 700 [I]	2 058 [C]	1 690 [C]	3 028 [CI]	3 486 [CI]	3 486 [X]
	Sawn	All	6 000 [F1]	6 000 [F1]	6 000 [F1]	6 000 [F1]	6 000 [X]	2 122 [I]	1 904 [I]	1 742 [I]	1 838 [I]	1 713 [I]
		C	0 [F3]	0 [F2]	0 [F]	0 [F2]	0 [X]	733 [CI]	678 [CB]	769 [CBI]	766 [CBI]	641 [CBI]
		NC	6 000 [F3]	6 000 [F2]	6 000 [F]	6 000 [F2]	6 000 [X]	1 389 [CI]	1 226 [CI]	974 [CI]	1 072 [CI]	1 072 [X]
	Ven	All	1 050 [I]	1 050 [X]	1 050 [X]	1 052 [I]	1 052 [I]	53 [I]	52 [I]	65 [I]	77 [I]	77 [X]
		C	0 [X]	0 [X]	0 [X]	2 [I]	2 [I]	14 [CI]	10 [CI]	19	23	23 [X]
		NC	1 050 [I]	1 050 [X]	1 050 [X]	1 050 [X]	1 050 [X]	39 [CBI]	42 [CBI]	46 [CBI]	54 [CBI]	54 [X]
	Ply	All	530 [I]	600 [I]	850 [I]	1 050 [I]	1 050 [I]	207 [I]	242 [I]	354 [I]	493 [I]	454 [I]
		C	300 [I]	300 [X]	500 [I]	550 [I]	550 [I]	16 [C]	39 [C]	61 [C]	61 [X]	61 [X]
		NC	230 [I]	300 [I]	350 [I]	500 [I]	500 [I]	191 [CBI]	204 [CBI]	293 [CBI]	432 [CBI]	393 [CBI]
Latin America/ Caribbean	**Logs**	**All**	**159 069**	**157 567**	**166 532**	**167 601**	**167 941**	**72**	**59**	**28**	**73**	**71**
		C	**52 729**	**49 932**	**53 679**	**54 232**	**54 231**	**38**	**37**	**13**	**50**	**46**
		NC	**106 340**	**107 635**	**112 853**	**113 369**	**113 710**	**34**	**22**	**16**	**23**	**24**
	Sawn	**All**	**17 611**	**16 307**	**17 738**	**18 258**	**18 408**	**1 958**	**2 261**	**2 510**	**2 465**	**2 394**
		C	**11 353**	**10 632**	**12 083**	**12 598**	**12 599**	**1 624**	**1 826**	**2 073**	**2 018**	**1 942**
		NC	**6 258**	**5 675**	**5 655**	**5 659**	**5 809**	**334**	**435**	**436**	**446**	**452**
	Ven	**All**	**1 236**	**1 245**	**1 238**	**1 238**	**1 240**	**60**	**73**	**65**	**62**	**47**
		C	**773**	**773**	**773**	**773**	**773**	**23**	**33**	**27**	**27**	**16**
		NC	**463**	**472**	**464**	**465**	**466**	**37**	**40**	**38**	**35**	**31**
	Ply	**All**	**3 151**	**3 183**	**3 527**	**3 507**	**3 520**	**738**	**854**	**786**	**911**	**968**
		C	**2 346**	**2 319**	**2 693**	**2 692**	**2 692**	**415**	**527**	**443**	**511**	**589**
		NC	**806**	**864**	**835**	**814**	**827**	**323**	**327**	**343**	**400**	**378**
Brazil	Logs	All	137 684 [F1]	136 177 [F1]	145 102 [F1]	145 102 [F1]	145 102 [X]	12 [I]	13 [I]	13 [I]	19 [I]	23 [I]
		C	41 932 [F1]	39 178 [F1]	42 647 [F1]	42 647 [F1]	42 647 [X]	0 [CR]	0 [CR]	0 [C]	7 [C]	11 [CI]
		NC	95 752 [F1]	96 999 [F1]	102 455 [F1]	102 455 [F1]	102 455 [X]	12 [CB]	13 [CBI]	13 [CBI]	12 [CBI]	13 [CI]
	Sawn	All	11 340 [*]	9 980 [*]	11 330 [I]	11 330 [I]	11 330 [X]	33 [*]	28 [*]	35 [I]	16 [I]	18 [I]
		C	7 940 [*]	7 250 [*]	8 600 [F3]	8 600 [F4]	8 600 [X]	7 [*]	6 [*]	8 [CI]	6 [CBI]	5 [CI]
		NC	3 400 [*]	2 730 [*]	2 730 [X]	2 730 [X]	2 730 [X]	26 [*]	21 [*]	27 [CBI]	10 [CBI]	13 [CBI]
	Ven	All	550 [X]	550 [X]	550 [X]	550 [X]	550 [X]	7 [I]	4 [I]	6 [I]	3 [I]	3 [I]
		C	250 [X]	250 [X]	250 [X]	250 [X]	250 [X]	0 [CRI]	0 [CBRI]	0 [CRI]	0 [CRI]	0 [CRI]
		NC	300 [X]	300 [X]	300 [X]	300 [X]	300 [X]	7 [CBI]	4 [CBI]	6 [CBI]	3 [CBI]	3 [CI]
	Ply	All	2 200 [*]	2 196 [*]	2 564 [I]	2 564 [X]	2 564 [X]	7 [I]	2 [I]	4 [I]	4 [I]	2 [I]
		C	1 957 [*]	1 932 [*]	2 300 [I]	2 300 [X]	2 300 [X]	0 [R*]	0 [R*]	0 [R]	0 [CBR]	0 [CBRI]
		NC	243 [*]	264 [*]	264 [X]	264 [X]	264 [X]	6 [CBI]	1 [CBI]	4 [CBI]	4 [CBI]	2 [CBI]
Colombia	Logs	All	3 470 [I]	3 280 [F1]	2 821 [I]	2 729 [I]	2 729 [X]	11 [I]	3 [I]	1 [I]	6 [I]	5 [I]
		C	1 167 [F1]	1 104 [F1]	949 [F1]	918 [F1]	918 [X]	1 [C]	1 [CB]	1 [CB]	5 [C]	5 [X]
		NC	2 303	2 176 [F1]	1 872	1 811	1 811 [X]	9 [CBI]	2 [CBI]	0 [CBRI]	1 [CBI]	0 [CBRI]
	Sawn	All	475	449	425 [F1]	365 [I]	365 [X]	63 [CB]	41 [I]	42 [I]	30 [I]	31 [I]
		C	114	108	102 [F]	87 [F]	87 [X]	60 [CB]	39 [CB]	42 [C]	29 [CBI]	29 [CBI]
		NC	361	342	323 [F]	278	278 [X]	2 [CB]	2 [CBI]	0 [CRI]	1 [CBI]	2 [CBI]
	Ven	All	1	1	1 [X]	1 [X]	1 [X]	5 [I]	2 [I]	1 [I]	1 [I]	0 [RI]
		C	0	0	0 [X]	0 [X]	0 [X]	2 [CI]	0 [CRI]	0 [CRI]	0 [CRI]	0 [CBRI]
		NC	1	1	1 [X]	1 [X]	1 [X]	3 [CI]	1 [CI]	1 [CI]	1 [CI]	0 [CBRI]
	Ply	All	57	54	51	44	44 [X]	65 [I]	43 [I]	52 [I]	45 [I]	32 [I]
		C	0	0	0	0	0 [X]	35 [CB]	27 [CB]	35 [C]	25 [CBI]	16 [CBI]
		NC	57	54	51	44	44 [X]	30 [CBI]	16 [CBI]	16 [CBI]	20 [CBI]	16 [CBI]

Exports 2014	2015	2016	2017	2018	Domestic Consumption 2014	2015	2016	2017	2018	Species	Product	Country
3 810 [I]	3 649 [I]	3 834 [I]	3 128 [I]	3 643 [I]	790	951	766	972	657	All	Logs	Papua New Guinea
0 [CBR]	0 [RX]	0 [CBR]	0 [CBR]	1 [CBI]	100	100	100	100	99	C		
3 810	3 649 [CB]	3 834 [CBI]	3 128 [CBI]	3 642 [*]	690	851	666	872	558	NC		
27 [CB]	36 [I]	33 [CB]	31 [I]	45 [I]	59	48	52	51	37	All	Sawn	
1 [CB]	0 [CBR]	0 [CBR]	1 [CB]	0 [CBRI]	22	21	20	19	20	C		
26 [CB]	36 [CBI]	33 [CB]	30 [CBI]	45	36	26	31	32	17	NC		
5 [I]	5 [I]	3 [I]	2 [I]	0 [RI]	58	58	60	61	63	All	Ven	
0 [C]	0 [X]	0 [X]	0 [X]	0 [X]	1	1	1	1	1	C		
5 [CBI]	5 [CBI]	3 [CBI]	2 [CBI]	0 [CBRI]	57	57	59	60	62	NC		
8 [I]	7 [I]	8 [I]	8 [I]	8 [I]	36	32	63	66	59	All	Ply	
5 [CB]	3 [CB]	4 [CBI]	3 [CB]	3 [CBI]	19	18	15	12	11	C		
3 [CBI]	3 [CBI]	4 [CBI]	4 [CBI]	5 [CBI]	17	14	48	54	48	NC		
20 [I]	9 [I]	3 [I]	5 [I]	2 [I]	4 190	3 993	3 966	3 854	3 832	All	Logs	Philippines
1 [C]	0 [CR]	0	0 [CBR]	0	60	61	67	61	74	C		
19 [CB]	9 [CBI]	3 [CB]	5 [CBI]	2 [CBI]	4 130	3 932	3 899	3 793	3 759	NC		
633 [I]	348 [I]	326 [I]	341 [I]	322 [I]	692	578	833	548	971	All	Sawn	
6 [CB]	6 [CB]	8 [CB]	7 [CBI]	1 [CBI]	437	373	410	187	644	C		
627 [CI]	342 [CBI]	318 [CBI]	335 [CBI]	321 [CBI]	255	205	423	361	327	NC		
4 [I]	1 [I]	1 [I]	1 [I]	4 [I]	104	115	128	160	107	All	Ven	
2	0 [CBRI]	0 [CBRI]	0 [CBRI]	0 [CBRI]	53	41	53	65	25	C		
2 [CI]	1 [CI]	0 [CRI]	0 [CRI]	4 [CI]	51	74	75	95	82	NC		
19 [I]	12 [I]	15 [I]	10 [I]	5 [I]	728	664	955	1 230	1 157	All	Ply	
13 [CBI]	4 [CB]	7 [CBI]	4 [CBI]	3 [CBI]	68	87	140	164	157	C		
6 [CBI]	8 [CBI]	8 [CBI]	7 [CBI]	2 [CBI]	660	578	815	1 066	1 000	NC		
42 [I]	13 [I]	6 [I]	2 [I]	3 [I]	14 705	14 650	16 233	17 624	17 622	All	Logs	Thailand
0 [CR]	0 [CBR]	1 [C]	0 [X]	0 [CRI]	32	24	13	12	8	C		
42 [CBI]	13 [F1]	5 [CB]	2 [CBI]	3 [CBI]	14 674	14 626	16 221	17 612	17 614	NC		
2 276 [I]	3 089 [I]	4 166 [I]	4 859 [I]	4 460 [I]	1 683	726	1 032	1 138	1 495	All	Sawn	
3 [CBI]	1 [CB]	5 [CB]	0 [CBRI]	0 [CBRI]	294	247	298	302	260	C		
2 273 [CBI]	3 088 [CBI]	4 161 [CBI]	4 859 [CBI]	4 459 [CBI]	1 389	478	734	836	1 236	NC		
6 [I]	10 [I]	11 [I]	32 [I]	32 [X]	202	189	197	166	174	All	Ven	
2 [CI]	2 [CI]	2 [CBI]	0 [CBRI]	0 [RX]	1	1	0	1	3	C		
4 [CBI]	8 [CBI]	10 [CBI]	32 [CBI]	32 [X]	201	188	197	165	170	NC		
45 [I]	47 [I]	47 [I]	38 [I]	43 [I]	340	330	431	483	508	All	Ply	
6 [CBI]	9 [CBI]	5 [CBI]	2 [CBI]	1 [CBI]	51	54	59	19	51	C		
39 [CBI]	38 [CBI]	41 [CBI]	36 [CBI]	42 [CBI]	290	276	372	463	457	NC		
287 [I]	105 [I]	74 [I]	103 [I]	94 [I]	21 849	23 145	26 725	28 445	30 453	All	Logs	Viet Nam
15 [CBI]	5 [CBI]	6 [CB]	5 [CB]	2 [CBI]	737	856	1 175	1 358	1 359	C		
272 [CBI]	100 [CBI]	68 [CBI]	98 [CBI]	92 [CBI]	21 113	22 290	25 550	27 088	29 094	NC		
424 [I]	565 [I]	449 [I]	637 [I]	240 [I]	7 698	7 339	7 294	7 200	7 473	All	Sawn	
13 [CB]	7 [CB]	10 [CBI]	8 [CBI]	6 [CBI]	720	671	759	757	635	C		
410 [CI]	558 [CI]	439	629 [CBI]	234 [I]	6 978	6 667	6 535	6 443	6 838	NC		
1 052 [I]	1 002 [I]	795 [I]	551 [I]	554 [I]	51	100	320	578	575	All	Ven	
0 [CRI]	0 [CRI]	0 [CRI]	0 [CRI]	4 [CBI]	14	10	19	25	21	C		
1 052 [CBI]	1 002 [CBI]	795 [CBI]	550 [CBI]	550 [X]	38	90	301	554	554	NC		
525 [I]	632 [I]	858 [I]	1 034 [I]	1 034 [X]	212	210	345	509	470	All	Ply	
303 [C]	325 [C]	502 [C]	557 [C]	557 [X]	13	13	59	54	54	C		
222 [CBI]	307 [CBI]	356 [CBI]	477 [CBI]	477 [X]	200	197	287	456	417	NC		
1 207	**1 201**	**1 192**	**1 546**	**1 742**	**157 934**	**156 425**	**165 368**	**166 128**	**166 270**	**All**	**Logs**	
141	**77**	**43**	**92**	**82**	**52 627**	**49 892**	**53 648**	**54 190**	**54 195**	**C**		
1 067	**1 124**	**1 149**	**1 454**	**1 659**	**105 307**	**106 532**	**111 720**	**111 937**	**112 075**	**NC**		
2 175	**2 207**	**2 701**	**3 208**	**3 235**	**17 394**	**16 360**	**17 546**	**17 514**	**17 567**	**All**	**Sawn**	
1 109	**1 448**	**1 994**	**2 504**	**2 588**	**11 868**	**11 010**	**12 162**	**12 113**	**11 953**	**C**		
1 066	**759**	**707**	**705**	**646**	**5 526**	**5 350**	**5 385**	**5 401**	**5 615**	**NC**		**Latin America/**
53	**52**	**58**	**80**	**110**	**1 244**	**1 265**	**1 245**	**1 220**	**1 176**	**All**	**Ven**	**Caribbean**
32	**35**	**45**	**67**	**96**	**764**	**772**	**756**	**734**	**693**	**C**		
21	**18**	**13**	**13**	**14**	**479**	**494**	**490**	**486**	**483**	**NC**		
1 427	**1 622**	**1 852**	**2 107**	**1 880**	**2 462**	**2 416**	**2 461**	**2 311**	**2 607**	**All**	**Ply**	
1 288	**1 463**	**1 694**	**2 000**	**1 726**	**1 472**	**1 383**	**1 441**	**1 203**	**1 555**	**C**		
139	**159**	**158**	**106**	**154**	**990**	**1 032**	**1 020**	**1 108**	**1 052**	**NC**		
133 [C]	111 [C]	174 [C]	241 [I]	368 [I]	137 563	136 079	144 941	144 880	144 757	All	Logs	Brazil
93 [C]	21 [C]	1 [C]	52 [C]	5 [CI]	41 839	39 157	42 646	42 602	42 652	C		
41 [C]	89 [C]	173 [C]	189 [CBI]	363 [CBI]	95 723	96 923	102 294	102 278	102 105	NC		
1 369 [*]	1 659 [*]	2 097 [I]	2 634 [I]	2 735 [I]	10 004	8 349	9 268	8 712	8 612	All	Sawn	
993 [*]	1 304 [*]	1 813 [C]	2 281 [CI]	2 374 [I]	6 954	5 952	6 795	6 325	6 231	C		
376 [*]	355 [*]	284 [CI]	353 [C]	361 [CI]	3 050	2 396	2 473	2 387	2 382	NC		
49 [I]	49 [I]	55 [I]	77 [I]	107 [I]	508	505	501	476	446	All	Ven	
32 [CI]	34 [CI]	45 [CI]	67 [CI]	96 [CI]	218	216	206	183	154	C		
17	15 [CI]	11 [CI]	11 [CI]	11 [CI]	290	290	295	293	292	NC		
1 299 [*]	1 491 [*]	1 716 [I]	2 021 [I]	1 746 [I]	908	707	852	548	820	All	Ply	
1 272 [*]	1 449 [*]	1 682 [C]	1 987 [C]	1 719 [CI]	685	483	619	313	581	C		
27 [*]	42 [*]	34 [CBI]	34 [X]	27 [CI]	222	223	234	234	239	NC		
81 [I]	47 [I]	38 [I]	34 [I]	50 [I]	3 400	3 236	2 784	2 701	2 684	All	Logs	Colombia
2	0 [R]	1 [C]	0 [CBRI]	0 [CBRI]	1 166	1 105	949	923	923	C		
79 [CB]	47 [CB]	37 [CBI]	33 [C]	50 [CBI]	2 234	2 131	1 835	1 779	1 761	NC		
10 [I]	5 [I]	6 [I]	7 [I]	3 [I]	528	485	461	388	393	All	Sawn	
0 [CBR]	0 [CBR]	0 [CBR]	1 [CBI]	0 [CBRI]	174	147	143	116	116	C		
10 [CBI]	5 [CBI]	6 [CBI]	6 [CBI]	3 [CBI]	354	338	318	272	276	NC		
0 [RI]	0 [RI]	0 [RI]	0 [RI]	0 [CB]	6	3	2	2	1	All	Ven	
0 [CBRI]	0 [CBRI]	0 [CBRI]	0	0 [CB]	2	0	0	0	0	C		
0 [CRI]	0 [CBRI]	0 [CBRI]	0 [CBRI]	0 [CB]	4	3	2	2	1	NC		
1 [I]	1 [I]	1 [I]	1 [I]	0 [RI]	121	97	102	89	76	All	Ply	
0 [CBRI]	0 [CBRI]	0 [CBRI]	0 [CBRI]	0 [CB]	34	27	35	25	16	C		
1 [CI]	0 [CBRI]	0 [CBRI]	0 [CBRI]	0 [CBRI]	86	70	67	64	60	NC		

Table 1-1-c. Production, Trade and Consumption of All Timber by ITTO Producers (1000 m^3)

Country	Product	Species	Production 2014	Production 2015	Production 2016	Production 2017	Production 2018	Imports 2014	Imports 2015	Imports 2016	Imports 2017	Imports 2018
Costa Rica	Logs	All	1 363 I	1 363 I	1 309 I	1 323 I	1 323 X	2 C	1 C	2 C	11 I	9 I
		C	100 X	100 X	100 X	100 X	100 X	2 C	1 C	1 C	3 CBI	3 CBI
		NC	1 263 F1	1 263 F1	1 209 F1	1 223 F1	1 223 X	0 CR	0 CR	1 C	7 CI	6
	Sawn	All	455 F1	455 F1	455 F1	439 I	439 I	124 I	108 I	184 I	144 I	173 I
		C	0 F2	0 F2	0 F2	0 F2	0 X	124 C	107 C	183 C	143 CBI	173 CBI
		NC	455 F	455 F2	455 F2	439	439	0 CRI	1 CI	1 CI	1 CI	0 CBRI
	Ven	All	30 X	30 X	30 X	30 X	30 X	0 RI	0 RI	0 RI	0 RI	0 RI
		C	5 X	5 X	5 X	5 X	5 X	0 CBRI	0 CBRI	0 CBRI	0 CBRI	0 CBRI
		NC	25 X	25 X	25 X	25 X	25 X	0 CBRI	0 CBRI	0 CBRI	0 CBRI	0 CBRI
	Ply	All	23	65 I	37 I	37 X	37 X	16 I	16 I	18 I	24 I	16 I
		C	0	0 X	0 X	0 X	0 X	5 CI	4 C	6 C	7 C	4 CBI
		NC	23	65	37	37 X	37 X	11 CI	13 CI	12 CBI	17 CBI	12 CBI
Ecuador	Logs	All	2 850 I	3 067 I	3 067 I	3 067 I	3 067 I	0	0 RI	0 RI	0 RI	0 RI
		C	1 000 I	1 000 I	1 000 I	1 000 I	1 000 I	0	0	0 C	0 CRI	0 CRI
		NC	1 850 I	2 067 F1	2 067 F1	2 067 F1	2 067 X	0	0 CBR	0 CBRI	0 CBR	0 CRI
	Sawn	All	441 I	514 F1	514 F1	514 F1	514 X	5 I	5 I	3 I	8 I	5 I
		C	40 I	9 F	9 F2	9 F4	9 X	3 CB	1 CBI	1 CB	6 CBI	3 CI
		NC	401 X	505 F	505 F2	505 F4	505 X	2 CBI	4 C	2 C	2 C	2 CBI
	Ven	All	243 X	243 X	243 X	243 X	243 X	4 I	4 I	2 I	2 I	2 I
		C	198 X	198 X	198 X	198 X	198 X	1 CBI	2 CBI	0 CRI	0 CRI	0 CRI
		NC	45 X	45 X	45 X	45 X	45 X	3 CBI	2 CBI	2 CBI	1 CI	1 CI
	Ply	All	487 X	487 X	487 X	487 X	487 X	8 I	4 I	2 I	1 I	1 I
		C	149 X	149 X	149 X	149 X	149 X	3 CB	1 CB	0 CBR	0 CBR	0 CBRI
		NC	338 X	338 X	338 X	338 X	338 X	4 CBI	3 CBI	1 CBI	1 CBI	1 CI
Guatemala	Logs	All	773 I	773 I	1 028 I	1 071 I	1 071 X	5 I	2 I	0 CBR	1 I	0 RI
		C	308	308 X	562	606	606 X	5 CB	1 CB	0 CBR	0 CBRI	0 CBRI
		NC	465 F1	465 F1	465 F1	465 F1	465 X	0 CR	1 CBI	0 CBR	0 CBR	0 CBRI
	Sawn	All	245 F1	245 F1	245 F1	245 F1	245 X	56 I	78 I	96 I	101 I	88 I
		C	39 F2	39 F2	39 F2	39 F4	39 X	53 CI	74 CBI	91 CB	97 CBI	83 CBI
		NC	206 F	206 F2	206 F2	206 F4	206 X	4 C	4 C	5 C	4 CBI	5 CBI
	Ven	All	20 X	20 X	20 X	20 X	20 X	0 RI	1 I	1 I	0 RI	0 RI
		C	15 X	15 X	15 X	15 X	15 X	0 CRI	1 CI	1 CI	0 CBRI	0 CBRI
		NC	5 X	5 X	5 X	5 X	5 X	0 CRI	0 CBRI	0 CBRI	0 CBRI	0 CBRI
	Ply	All	30 X	30 X	30 X	30 X	30 X	12 I	18 I	21 I	22 I	23 I
		C	10 X	10 X	10 X	10 X	10 X	3 C	6 CI	5 CI	2 CB	3 CBI
		NC	20 X	20 X	20 X	20 X	20 X	9 CI	12 CI	16 CI	20 CBI	20 CBI
Guyana	Logs	All	518 I	530 I	402 I	411 I	411 X	0 RI	0 RI	0 CBR	3 I	0 RI
		C	20 I	30 I	10 I	10 I	10 X	0 CBR	0 CBR	0 CBR	3 CI	0 I
		NC	498	500 I	392 F1	401 F1	401 X	0 CRI	0 CBRI	0 CBR	0 CBR	0 CBRI
	Sawn	All	67 I	71 I	42 I	48 I	48 X	4 I	2 CB	2 I	1 I	0 RI
		C	0	0 X	0 X	0 X	0 X	3 CB	2 CB	2 C	1 CBI	0 CBRI
		NC	67 I	71 I	42 F	48 F	48 X	0 CRI	0 CBR	0 CBRI	0 CRI	0 CBRI
	Ven	All	24 I	25 I	17 I	17 I	17 I	0 RI	0 RI	0 RI	0 RI	0 RI
		C	1 X	1 X	1 X	1 X	1 X	0 CRI	0 CRI	0 CRI	0 CRI	0 I
		NC	23 I	24	16 I	16 I	16 I	0 CBRI	0 CRI	0 CRI	0 CRI	0 CBRI
	Ply	All	21 I	17 I	17 I	10 I	10 X	1 I	1 I	1 I	4 I	3 I
		C	2 X	2 X	0 I	0 X	0 X	0 CBRI	1 CB	1 CB	3 CB	1 CBI
		NC	19	15 I	17	10	10 X	0 CBRI	0 CBRI	0 CBRI	1 CBI	2 CBI
Honduras	Logs	All	720 I	700 I	710 I	770 I	770 I	1 I	0 RI	0 RI	1 I	0 RI
		C	650 I	650 I	650 I	700 I	700 I	1 CB	0 CR	0	1 CI	0 I
		NC	70 I	50 I	60 I	70 I	70 I	0 R	0 CBR	0 CBRI	0 CBR	0 CBRI
	Sawn	All	297	299	259	306 I	306 I	13 I	15 I	17 I	12 I	15
		C	292	295	253	300 I	300 I	9 CB	11 CB	10 C	7 CI	9
		NC	5	4	6	6 X	6 X	4	4	7	5	6
	Ven	All	1 I	1 I	1 I	1 I	1 I	1 I	0 RI	0 RI	1 I	1 I
		C	0	0	0	0 I	0 I	0 R	0 R	0 R	0 CBRI	0 CBRI
		NC	1 I	1 X	1 X	1 X	1 X	1 CBI	0 CBRI	0 CBRI	1 CBI	1 CBI
	Ply	All	42 I	41 I	49 I	49 X	49 X	9 I	12 I	9 I	10 I	8 I
		C	29	28	36	36 X	36 X	4	5	2 C	1 CBI	1 CBI
		NC	13 I	13 X	13 X	13 X	13 X	5 CBI	7 CBI	7 CBI	10 CBI	7 CBI
Mexico	Logs	All	6 800 I	6 800 I	7 300 I	8 057 I	8 057 I	23 I	19 I	5 I	8 I	5 I
		C	5 800 I	5 800 I	6 000 I	6 500 I	6 500 X	13 CI	14 C	4 C	7 CI	2 CI
		NC	1 000 I	1 000 I	1 300 I	1 557 F1	1 557 I	10 CBI	5 CBI	1 CBI	1 CBI	3 CBI
	Sawn	All	2 471 F1	2 551 F1	2 821 F1	3 362	3 362 X	1 422 I	1 767 I	1 948 I	2 002 I	1 913 I
		C	2 248 F3	2 256 F	2 401 F	2 885	2 885 X	1 134 CBI	1 373 CB	1 560 CBI	1 588 F3	1 499 CI
		NC	223 F3	295 F	420 F	477	477 X	288 CBI	394 CBI	388 CBI	414 CBI	414 X
	Ven	All	350 X	350 X	350 X	350 X	350 X	40 I	58 I	52 I	51 I	37 I
		C	300 X	300 X	300 X	300 X	300 X	19 CBI	30 CBI	24 CBI	24 CBI	13 CBI
		NC	50 X	50 X	50 X	50 X	50 X	22 CI	28 CI	28 CI	27 CI	25 CI
	Ply	All	225 X	225 X	225 X	225 X	225 X	480 I	586 I	553 I	561 I	657 I
		C	186 X	186 X	186 X	186 X	186 X	293 CI	381 CI	331 CI	352 CI	435 CI
		NC	39 X	39 X	39 X	39 X	39 X	187 CI	206 CI	222 CI	210 CI	222 CI
Panama	Logs	All	207 I	259 I	260 I	268 I	268 X	2 I	4 I	1 CB	1 I	1 I
		C	2 I	9 F1	10 I	10 I	10 X	0 R	4 CB	1 CB	0 R	0
		NC	205 I	250 I	250 I	258 F1	258 X	2 CBI	0 CBRI	0 CBR	0 CBR	1 CBI
	Sawn	All	37	33 I	11 I	18 I	18 X	24 I	32 I	36 I	31 I	14 I
		C	0	0 X	2 F	2 F2	2 X	21 CB	29 CB	34 CBI	29	13 CBI
		NC	37	33	9	16	16 X	4 CBI	3 CBI	2 CBI	2 CBI	1 CBI
	Ven	All	5 I	12 I	12 X	12 X	12 X	0 RI	0 RI	0 RI	0 RI	0 RI
		C	1 X	1 X	1 X	1 X	1 X	0 CBRI	0 CBRI	0 CBRI	0 CBRI	0 CBRI
		NC	4	11	11 X	11 X	11 X	0 CBRI	0 CBRI	0 CBRI	0 CBRI	0 CBRI
	Ply	All	1	2 I	2 X	2 X	2 X	37 I	49 I	49 I	88 I	77 I
		C	0	0 X	0 X	0 X	0 X	16 CBI	22 C	23	24	24 X
		NC	1	2	2 X	2 X	2 X	21 CBI	27 CBI	26 CBI	65 CBI	53 CBI

Exports					Domestic Consumption							
2014	2015	2016	2017	2018	2014	2015	2016	2017	2018	Species	Product	Country
191 I	188 CB	168 CB	184 I	166 I	1 174	1 177	1 143	1 149	1 166	All	Logs	Costa Rica
26 CB	29 CB	38 CB	28 CBI	56 CBI	76	72	63	75	47	C		
165 CBI	158 CB	130 CB	156 CBI	110 I	1 098	1 105	1 080	1 074	1 119	NC		
10 I	5 I	4 I	2 I	3 I	569	558	635	581	609	All	Sawn	
8 CB	2 CB	0 CBR	0 CBRI	0 RX	116	105	183	143	173	C		
3 CBI	3 CBI	4 CBI	2 CBI	3 CBI	453	453	452	438	436	NC		
0 RI	0 RI	0 RI	0 RI	0 RI	30	30	30	30	30	All	Ven	
0	0 CBRI	0	0	0	5	5	5	5	5	C		
0 CBRI	0 CRI	0 CBRI	0 CBRI	0 CBRI	25	25	25	25	25	NC		
0 RI	0 RI	0 RI	0 RI	0 RI	40	81	55	60	53	All	Ply	
0	0 CR	0 CBRI	0 CBRI	0 CBRI	5	3	6	7	4	C		
0 CBRI	0 CBRI	0 CBRI	0 CBRI	0 CBRI	35	77	49	54	49	NC		
203 I	186 I	242 CB	220 I	281 I	2 647	2 881	2 825	2 847	2 786	All	Logs	Ecuador
0 C	0 X	0 CBR	0 CR	0 CRI	1 000	1 000	1 000	1 000	1 000	C		
203 CB	186 CBI	241 CB	220 CBI	281 CBI	1 647	1 881	1 826	1 847	1 786	NC		
177 I	190 I	196 I	111 I	110 I	269	329	321	412	409	All	Sawn	
1 CB	0 CBR	0 CBR	1 CBI	0 CBRI	42	10	10	14	12	C		
177 CBI	190 CBI	196 CBI	110 CBI	110 X	227	319	311	397	397	NC		
0 RI	0 RI	0 RI	0 RI	2 I	247	246	244	245	244	All	Ven	
0 CRI	0 CBRI	0 CBRI	0 CBRI	0 C	200	200	199	199	199	C		
0 CBRI	0 CBRI	0 CBRI	0 CBRI	2 CBI	47	46	46	46	45	NC		
47 I	67 I	83 I	35 I	78 I	448	424	406	453	410	All	Ply	
1 CBI	1 CB	1 CBI	0 CBRI	0 CRI	152	150	149	149	149	C		
46 CBI	66 CBI	82 CBI	35 CI	78 CI	296	274	257	304	261	NC		
21 CB	31 I	18 I	23 I	27 I	757	744	1 010	1 049	1 044	All	Logs	Guatemala
3 CB	7 CB	0 CR	7 CBI	15 CBI	310	303	562	600	592	C		
18 CB	24 CBI	18 CBI	16 CBI	12 CBI	447	442	447	449	453	NC		
43 I	44 I	35 I	31 I	27 I	258	279	306	315	306	All	Sawn	
30 C	32 C	24 C	20 CBI	22 CBI	62	81	106	116	100	C		
13 CBI	12 CBI	11 CBI	11 CBI	5 CBI	197	198	199	199	206	NC		
0 RI	0 RI	0 RI	0 RI	0 RI	20	21	21	20	20	All	Ven	
0 CRI	0 C	0 C	0 CBRI	0 C	15	16	16	15	15	C		
0 CBRI	0 CBRI	0 CBRI	0 CBRI	0 CBRI	5	5	5	5	5	NC		
15 I	12 I	18 I	16 I	23 I	27	36	33	37	30	All	Ply	
0 CBRI	0 CBRI	0 CBRI	1 CBI	0 CBRI	13	16	15	12	12	C		
15 CBI	12 CBI	18 CBI	15 CBI	23 CBI	14	20	18	25	17	NC		
182 CB	227 I	116 CB	182 I	148 I	336	304	286	232	263	All	Logs	Guyana
9 CB	14 CB	2 CB	0 CR	0 C	11	16	8	12	10	C		
174 CB	213 CBI	115 CB	182 CBI	148 CBI	324	287	278	220	253	NC		
23 I	19 I	21 I	18 I	22 I	48	54	23	31	27	All	Sawn	
0 CBR	0 CBRI	0 CBRI	0 CBRI	0 CBRI	3	2	2	0	0	C		
23	19	21	18	21	45	52	21	30	27	NC		
0 RI	0 RI	0 RI	0 RI	0 RI	23	25	18	17	17	All	Ven	
0	0 CRI	0 CRI	0 C	0 X	1	1	1	1	1	C		
0 CBRI	0 CBRI	0 CBRI	0 CBRI	0 CBRI	22	24	17	16	16	NC		
7 I	6 I	1 I	2 I	3 I	15	12	16	12	10	All	Ply	
2 CB	1 CBI	0 CBRI	0 CBR	0 CBRI	1	1	0	3	1	C		
5	5 CBI	1 CBI	2 CBI	2	14	10	16	9	9	NC		
21 CB	3 I	2 I	9 I	6 I	699	697	708	762	765	All	Logs	Honduras
7 CB	2 CB	1 CB	3 CBI	0 CBRI	644	648	649	698	700	C		
15 CB	1 CBI	1 CBI	6 CBI	5 CBI	55	49	59	64	65	NC		
74 I	96 I	148 I	175 I	175 I	236	217	128	143	146	All	Sawn	
66 C	95	147 C	175 CI	175 X	235	212	116	132	134	C		
8	2 CBI	1 CBI	0 CBRI	0 CBRI	1	6	12	10	12	NC		
0 RI	0 RI	0 RI	1 I	0 RI	1	1	1	1	1	All	Ven	
0	0	0 CRI	0	0	0	0	0	0	0	C		
0 CRI	0 CBRI	0 CBRI	1 CBI	0 CBRI	1	1	1	1	1	NC		
14 I	13 I	13 I	10 I	8 I	38	40	45	49	48	All	Ply	
5 CB	4 CBI	5 CBI	4 CBI	3 CBI	29	28	33	33	34	C		
9 CI	8 CI	8 CI	6 CI	6 CBI	9	12	12	16	14	NC		
113 CB	49 I	25 I	26 I	40 I	6 710	6 770	7 280	8 039	8 022	All	Logs	Mexico
1 CB	1 CB	0 CRI	1 CBI	1 CBI	5 812	5 813	6 004	6 506	6 501	C		
112 CB	48 CBI	25 CB	25 C	39 CBI	898	957	1 276	1 532	1 521	NC		
15 I	24 I	40 I	47 I	7 I	3 878	4 294	4 729	5 318	5 268	All	Sawn	
6 CBI	7 CB	6 CB	6 I	1 CBI	3 376	3 621	3 955	4 467	4 382	C		
9 CBI	17 CBI	34 CBI	41 C	6 CI	502	672	773	850	885	NC		
1 I	1 I	1 I	1 I	1 I	389	407	401	401	387	All	Ven	
0 CRI	0 CBRI	0 CRI	0 CRI	0 CRI	319	330	324	324	313	C		
1 CI	1 CI	1 CI	1 CI	1 CI	71	78	77	76	74	NC		
17 I	9 I	9 I	11 I	11 I	687	802	769	775	871	All	Ply	
8 CI	7 CI	6 CI	8 CI	3 CI	471	560	510	529	617	C		
9 CBI	3 CI	2 CI	3 CI	8 CI	217	242	259	246	253	NC		
103 I	145 I	138 I	136 I	154 I	105	117	123	132	114	All	Logs	Panama
0 R	0 R	0 R	0 R	0	2	12	11	10	10	C		
103 CI	145 CB	138 CBI	136 CBI	154 CBI	103	105	112	122	104	NC		
29 CB	6 I	4 I	2 I	1 I	32	59	43	47	31	All	Sawn	
1 CB	3 CB	0 R	0 R	0 R	20	26	36	31	15	C		
28 CB	3 CBI	4 CBI	2 CBI	1 CBI	13	33	7	16	16	NC		
0 RI	0 RI	0	0 R	0	5	12	12	12	12	All	Ven	
0 CBRI	0	0	0	0	1	1	1	1	1	C		
0 R	0 CBRI	0	0 R	0	4	11	11	11	11	NC		
0 RI	0 RI	1 I	0 RI	0 RI	38	51	50	90	79	All	Ply	
0 CBR	0 CR	0 CR	0	0	16	22	22	24	24	C		
0 CBRI	0 CRI	1 CI	0 CBRI	0 CBRI	22	29	27	67	55	NC		

Table 1-1-c. Production, Trade and Consumption of All Timber by ITTO Producers (1000 m³)

Country	Product	Species	Production 2014	2015	2016	2017	2018	Imports 2014	2015	2016	2017	2018
Peru	Logs	All	1 432 [I]	1 288 [I]	1 191 [I]	1 176 [I]	1 519 [I]	1 [I]	2 [I]	0 [RI]	24 [I]	27 [I]
		C	45 [X]	45 [X]	45 [X]	30 [I]	30 [X]	1 [CB]	2 [CB]	0 [CBR]	24 [CB]	25 [CBI]
		NC	1 387 [F1]	1 243 [F1]	1 146 [F1]	1 146 [X]	1 489 [I]	0 [CBRI]	0 [CR]	0 [C]	0 [R]	1 [CI]
	Sawn	All	667	579	531	499	649	113 [I]	107 [I]	92 [I]	106 [I]	121 [I]
		C	8	1	3	2	3	111 [CB]	107 [CB]	91 [CBI]	100 [CBI]	113 [CBI]
		NC	659	578	528	497	646	2 [CBI]	1 [CBI]	2	6	8
	Ven	All	4	5	5	6	7	1 [I]	1 [I]	2 [I]	3 [I]	3 [I]
		C	0	0	0	0	0	0 [CRI]	0 [CRI]	1 [CI]	2	3
		NC	4	5	5	6	7	0 [CBRI]	1 [CBI]	1 [CBI]	1 [CBI]	1 [CI]
	Ply	All	56 [I]	61 [I]	60 [I]	53 [I]	66 [I]	41 [I]	64 [I]	46 [I]	115 [I]	129 [I]
		C	10 [X]	10 [X]	10 [X]	10 [X]	10 [X]	22 [CB]	43 [C]	19	73	95
		NC	46	51	50	43	56	19 [CI]	22 [CI]	27 [CBI]	42 [CBI]	34 [CBI]
Suriname	Logs	All	493	571 [I]	584	864 [I]	860 [I]	3 [CB]	0 [RI]	0 [RI]	0 [RI]	0
		C	0 [R]	3 [I]	0 [R]	1 [I]	0 [X]	3 [CB]	0	0	0	0
		NC	493	568	583	863	860	0 [CBR]	0 [CBRI]	0 [CBR]	0 [CR]	0
	Sawn	All	135	149 [I]	123	150	150	0 [RI]	0 [RI]	0 [RI]	2 [I]	0
		C	0	0 [RI]	0	0	0	0 [CBR]	0	0 [CBR]	2 [CBI]	0
		NC	135	149	123	150	150	0 [CR]	0 [CBR]	0 [CR]	0 [CR]	0
	Ven	All	3 [I]	3 [I]	3 [I]	3 [I]	3 [I]	0 [RI]	0 [RI]	0 [RI]	0 [RI]	0 [RI]
		C	0	0	0	0	0	0 [CRI]	0	0	0	0
		NC	3 [X]	3 [X]	3 [X]	3 [X]	3 [X]	0 [CRI]	0 [CBRI]	0 [CBRI]	0 [CBRI]	0 [CBRI]
	Ply	All	4	2	2	2	2	3 [I]	3 [I]	2 [I]	6 [I]	5 [I]
		C	0	0	0	0	0	1 [C]	1 [CB]	1 [C]	1 [C]	1
		NC	4	2	2	2	2	3	3 [CBI]	2	5 [CBI]	5 [CBI]
Trinidad and Tobago	Logs	All	167 [I]	167 [F1]	167 [I]	172 [I]	172 [X]	8 [C]	14 [C]	6 [CB]	0 [RI]	0 [RI]
		C	5 [F1]	5 [F1]	5 [X]	10 [I]	10 [X]	7 [C]	14 [C]	6 [CB]	0 [C]	0 [CBRI]
		NC	162	162 [F1]	162 [F1]	162 [F1]	162 [X]	1 [C]	1 [C]	0 [CBR]	0 [CBR]	0 [CBRI]
	Sawn	All	31 [F1]	31 [F1]	31 [F1]	31 [F1]	31 [X]	100 [I]	77 [I]	55 [I]	12 [I]	16 [I]
		C	3 [F3]	3 [F2]	3 [F2]	3 [F4]	3 [X]	99 [C]	76 [C]	53 [CBI]	10 [CBI]	15 [CBI]
		NC	28 [F3]	28 [F2]	28 [F2]	28 [F4]	28 [X]	1 [CI]	1 [CI]	2 [CBI]	1 [CBI]	1 [CBI]
	Ven	All	2 [X]	2 [X]	2 [X]	2 [X]	2 [X]	0 [RI]	0 [RI]	0 [RI]	0 [RI]	0 [RI]
		C	1 [X]	1 [X]	1 [X]	1 [X]	1 [X]	0 [CRI]	0 [CRI]	0 [CB]	0 [CB]	0 [I]
		NC	1 [X]	1 [X]	1 [X]	1 [X]	1 [X]	0 [CRI]	0 [CRI]	0 [CBRI]	0 [CBRI]	0 [CBRI]
	Ply	All	0 [X]	0 [X]	0 [X]	0 [X]	0 [X]	34 [I]	42 [I]	26 [I]	27 [I]	15 [I]
		C	0 [X]	0 [X]	0 [X]	0 [X]	0 [X]	28 [CB]	36 [CBI]	19 [CB]	21 [CB]	10 [CBI]
		NC	0 [X]	0 [X]	0 [X]	0 [X]	0 [X]	6 [CBI]	6 [CBI]	7 [CBI]	5 [CBI]	4 [CBI]
Venezuela	Logs	All	2 592 [I]	2 592 [I]	2 592 [I]	2 592 [I]	2 592 [X]	6 [I]	0 [RI]	0 [CB]	0 [CBR]	0 [RI]
		C	1 700 [I]	1 700 [I]	1 700 [X]	1 700 [X]	1 700 [X]	6 [CB]	0 [CBR]	0 [CB]	0 [CB]	0 [CB]
		NC	892 [F1]	892 [F1]	892 [F1]	892 [F1]	892 [X]	0 [CBRI]	0 [CBRI]	0 [CB]	0 [CBR]	0 [CBRI]
	Sawn	All	950 [F1]	950 [F1]	950 [F1]	950 [F1]	950 [X]	2 [CB]	0 [RI]	0 [RI]	1 [I]	0 [RI]
		C	670 [F3]	670 [F2]	670 [F]	670 [F2]	670 [X]	1 [CB]	0 [CBRI]	0 [CBRI]	0 [CBR]	0 [CBRI]
		NC	280 [F2]	280 [F2]	280 [F]	280 [F2]	280 [X]	1 [CB]	0 [CBR]	0 [CBRI]	1 [CBI]	0 [CBRI]
	Ven	All	3 [I]	3 [X]	3 [X]	3 [X]	3 [X]	2 [I]	1 [I]	1 [I]	0 [RI]	0 [RI]
		C	2 [I]	2 [X]	2 [X]	2 [X]	2 [X]	0 [CBRI]	0 [CBRI]	0 [CBRI]	0 [CB]	0 [CB]
		NC	1 [X]	1 [X]	1 [X]	1 [X]	1 [X]	1 [CBI]	1 [CBI]	1 [CBI]	0 [CBRI]	0 [CBRI]
	Ply	All	4 [X]	4 [X]	4 [X]	4 [X]	4 [X]	26 [I]	12 [I]	3 [I]	3 [I]	1 [I]
		C	2 [X]	2 [X]	2 [X]	2 [X]	2 [X]	4 [CBI]	2 [CB]	1 [CB]	2 [CB]	0 [CBRI]
		NC	2 [X]	2 [X]	2 [X]	2 [X]	2 [X]	22 [CBI]	11 [CBI]	2 [CBI]	1 [CBI]	0 [CBRI]
Producers Total	**Logs**	**All**	**379 292**	**376 008**	**389 294**	**392 053**	**395 438**	**9 853**	**8 402**	**9 472**	**9 392**	**9 039**
		C	**62 907**	**60 321**	**64 373**	**65 129**	**65 103**	**2 612**	**1 968**	**1 990**	**1 694**	**2 095**
		NC	**316 385**	**315 686**	**324 920**	**326 924**	**330 335**	**7 241**	**6 434**	**7 483**	**7 698**	**6 945**
	Sawn	**All**	**49 575**	**47 148**	**49 185**	**50 608**	**51 249**	**6 982**	**7 064**	**7 903**	**7 816**	**7 981**
		C	**13 641**	**12 919**	**14 343**	**14 904**	**14 890**	**3 682**	**3 793**	**4 319**	**4 056**	**4 420**
		NC	**35 934**	**34 229**	**34 841**	**35 704**	**36 359**	**3 300**	**3 271**	**3 584**	**3 761**	**3 561**
	Ven	**All**	**5 288**	**5 406**	**5 527**	**5 390**	**5 358**	**525**	**698**	**787**	**842**	**757**
		C	**844**	**856**	**868**	**871**	**876**	**161**	**179**	**216**	**255**	**195**
		NC	**4 444**	**4 550**	**4 659**	**4 519**	**4 482**	**364**	**518**	**571**	**587**	**562**
	Ply	**All**	**14 759**	**14 210**	**14 732**	**14 755**	**14 361**	**2 516**	**2 701**	**3 099**	**3 825**	**3 868**
		C	**3 522**	**3 553**	**4 171**	**4 099**	**4 080**	**841**	**978**	**941**	**995**	**1 092**
		NC	**11 237**	**10 657**	**10 562**	**10 656**	**10 282**	**1 675**	**1 723**	**2 158**	**2 830**	**2 776**
ITTO Total	**Logs**	**All**	**1 340 033**	**1 326 247**	**1 365 255**	**1 380 225**	**1 396 406**	**128 330**	**120 480**	**126 917**	**127 639**	**136 582**
		C	**696 954**	**703 687**	**715 650**	**730 609**	**731 927**	**82 678**	**79 545**	**84 335**	**84 127**	**91 144**
		NC	**643 078**	**622 560**	**649 606**	**649 616**	**664 478**	**45 652**	**40 935**	**42 582**	**43 512**	**45 438**
	Sawn	**All**	**322 584**	**328 609**	**337 477**	**352 926**	**353 787**	**100 228**	**106 280**	**118 853**	**125 764**	**128 128**
		C	**215 307**	**218 776**	**224 966**	**234 178**	**234 274**	**80 838**	**87 129**	**97 999**	**103 484**	**105 954**
		NC	**107 277**	**109 833**	**112 512**	**118 748**	**119 513**	**19 390**	**19 151**	**20 855**	**22 281**	**22 174**
	Ven	**All**	**11 183**	**11 218**	**11 225**	**11 060**	**11 058**	**3 625**	**3 783**	**3 945**	**3 931**	**3 839**
		C	**3 232**	**3 158**	**3 094**	**3 028**	**3 041**	**869**	**876**	**979**	**1 110**	**1 082**
		NC	**7 951**	**8 060**	**8 130**	**8 033**	**8 017**	**2 756**	**2 908**	**2 966**	**2 821**	**2 758**
	Ply	**All**	**136 647**	**145 371**	**150 655**	**147 245**	**146 887**	**18 719**	**19 889**	**21 163**	**22 487**	**22 756**
		C	**86 638**	**92 768**	**96 607**	**94 339**	**94 341**	**4 988**	**5 428**	**5 935**	**6 590**	**6 769**
		NC	**50 010**	**52 603**	**54 048**	**52 906**	**52 546**	**13 731**	**14 461**	**15 229**	**15 898**	**15 987**
Rest of the World	**Logs**	**All**	**522 606**	**531 221**	**545 617**	**543 982**	**545 733**	**7 731**	**7 568**	**7 017**	**6 914**	**7 046**
		C	**357 541**	**364 855**	**373 964**	**373 498**	**375 197**	**4 918**	**4 929**	**4 334**	**4 347**	**4 552**
		NC	**165 065**	**166 367**	**171 653**	**170 484**	**170 535**	**2 813**	**2 639**	**2 683**	**2 567**	**2 494**
	Sawn	**All**	**114 647**	**120 654**	**126 690**	**130 442**	**130 631**	**30 583**	**27 796**	**25 415**	**24 896**	**23 725**
		C	**97 319**	**103 046**	**109 592**	**113 495**	**113 696**	**27 071**	**24 494**	**22 264**	**21 948**	**21 338**
		NC	**17 328**	**17 607**	**17 098**	**16 947**	**16 935**	**3 512**	**3 302**	**3 151**	**2 948**	**2 387**
	Ven	**All**	**2 287**	**2 379**	**2 565**	**2 736**	**2 835**	**439**	**443**	**367**	**408**	**348**
		C	**990**	**1 027**	**1 173**	**1 313**	**1 413**	**66**	**58**	**58**	**49**	**66**
		NC	**1 297**	**1 352**	**1 392**	**1 423**	**1 422**	**373**	**385**	**310**	**359**	**282**
	Ply	**All**	**8 512**	**8 851**	**9 288**	**9 407**	**9 457**	**7 110**	**6 628**	**6 648**	**7 401**	**6 755**
		C	**3 511**	**3 863**	**4 229**	**4 337**	**4 337**	**2 698**	**2 449**	**1 419**	**1 429**	**1 288**
		NC	**5 001**	**4 988**	**5 059**	**5 069**	**5 119**	**4 413**	**4 178**	**5 229**	**5 972**	**5 467**

Exports 2014	2015	2016	2017	2018	Domestic Consumption 2014	2015	2016	2017	2018	Species	Product	Country
10 I	7 I	3 I	7 I	11 I	1 423	1 283	1 188	1 193	1 535	All	Logs	Peru
0 CR	0	0	0	0	46	47	45	54	55	C		
10 CB	7 CB	3 CBI	7 CBI	11 CBI	1 377	1 237	1 142	1 139	1 480	NC		
401 CB	136 I	120 I	143 I	105 I	378	550	504	462	665	All	Sawn	
4 CB	3 CB	2 CB	0 CRI	0 CBRI	115	105	92	102	116	C		
398 CB	133 CBI	118 CBI	143 CBI	105 CBI	263	446	412	360	549	NC		
2 I	2 I	1 I	1 I	1 I	3	5	5	7	10	All	Ven	
0 CBRI	0 CRI	0	0	0	0	0	1	2	3	C		
2	1 CI	1 CI	1 CI	1 CI	3	4	5	6	7	NC		
27 I	23 I	12 I	11 I	10 I	70	103	94	157	185	All	Ply	
0 CBRI	0 CBR	0 CBRI	0 CBRI	0 CBRI	32	52	29	83	105	C		
27 CBI	22 CBI	12 CBI	11 CBI	10 CI	38	50	65	74	80	NC		
148 I	208 I	267	483 I	480	348	363	317	381	380	All	Logs	Suriname
1 CB	2 CB	0	0 CBR	0	2	1	0	1	0	C		
147	206	267	483	480	345	362	317	380	380	NC		
21	20 I	26 I	16 I	20 I	114	129	97	136	130	All	Sawn	
0	0 CBRI	0 CBRI	0 CBRI	0 I	0	0	0	2	0	C		
21	20	26	16	20	114	129	97	134	130	NC		
0 RI	0	0 RI	0 RI	0 I	3	3	3	3	3	All	Ven	
0	0	0	0	0 I	0	0	0	0	0	C		
0 CBRI	0	0 CBRI	0 CBRI	0 I	3	3	3	3	3	NC		
0 RI	0 RI	0 RI	0 RI	0	7	6	4	8	7	All	Ply	
0 CBRI	0 CBRI	0 CBRI	0 CBRI	0	1	1	1	1	1	C		
0 CBRI	0 CBRI	0 CBRI	0 CRI	0	7	5	4	7	7	NC		
0 RI	0 RI	1 I	0 RI	1 I	174	181	172	172	171	All	Logs	Trinidad and Tobago
0 C	0 CR	0 X	0 X	0 X	12	19	11	10	10	C		
0 CBR	0 CRI	1 CBI	0 CBR	1 CBI	162	162	161	162	161	NC		
2 CB	2 CB	1 I	0 RI	1 I	129	106	85	42	46	All	Sawn	
1 CB	1 CB	0 CBRI	0 CBRI	0 CBRI	101	78	56	13	18	C		
2 CB	1 CB	1 CBI	0 CBR	1 CBI	27	28	30	29	28	NC		
0 RI	0 RI	0 X	0 X	0 RI	2	2	2	2	2	All	Ven	
0 C	0 X	0 X	0 X	0 X	1	1	1	1	1	C		
0 CRI	0 CRI	0 X	0 X	0 CBRI	1	1	1	1	1	NC		
0 RI	0 RI	0 RI	0 RI	0 RI	33	42	26	26	15	All	Ply	
0 CRI	0 CRI	0 CBRI	0 CBR	0 X	28	36	19	21	10	C		
0 CRI	0 CRI	0 CBRI	0 CBRI	0 CBRI	6	6	7	5	4	NC		
0 C	0 X	0 X	1 CB	10 I	2 598	2 592	2 592	2 591	2 582	All	Logs	Venezuela
0 C	0 X	0 X	0 CBR	5 CBI	1 706	1 700	1 700	1 700	1 695	C		
0 C	0 X	0 X	1 CB	5 CBI	892	892	892	891	887	NC		
0 RI	0 RI	3 CB	22 I	24 I	952	950	948	928	926	All	Sawn	
0 C	0 CBRI	2 CB	20 CBI	16 CBI	671	670	668	650	654	C		
0 CBR	0 CBR	1 CB	3 CB	9 CBI	281	280	279	278	271	NC		
0 RI	0 RI	0 RI	0 CB	0 RI	5	4	4	3	3	All	Ven	
0 C	0 X	0 X	0 CB	0 CBRI	2	2	2	2	2	C		
0 CBRI	0 CBRI	0 CBRI	0 CB	0 CB	2	2	2	1	1	NC		
0 RI	0 RI	0 RI	0 C	0 RI	30	16	7	7	4	All	Ply	
0 C	0 CBR	0 CBR	0 C	0 CBRI	6	4	3	4	2	C		
0 CBRI	0 CBRI	0 CBRI	0 C	0 C	24	13	4	3	2	NC		
15 376	**12 953**	**13 409**	**12 210**	**12 476**	**373 768**	**371 456**	**385 356**	**389 236**	**392 001**	**All**	**Logs**	
273	**129**	**73**	**116**	**101**	**65 246**	**62 160**	**66 290**	**66 706**	**67 097**	**C**		
15 103	**12 824**	**13 336**	**12 093**	**12 376**	**308 522**	**309 296**	**319 067**	**322 529**	**324 903**	**NC**		
10 319	**11 161**	**12 497**	**14 101**	**13 732**	**46 237**	**43 051**	**44 591**	**44 323**	**45 498**	**All**	**Sawn**	
1 212	**1 527**	**2 075**	**2 585**	**2 642**	**16 111**	**15 185**	**16 588**	**16 374**	**16 668**	**C**		
9 108	**9 635**	**10 422**	**11 516**	**11 090**	**30 127**	**27 866**	**28 003**	**27 949**	**28 829**	**NC**		**Producers**
1 724	**1 768**	**1 716**	**1 481**	**1 430**	**4 089**	**4 336**	**4 598**	**4 751**	**4 685**	**All**	**Ven**	**Total**
51	**59**	**79**	**93**	**119**	**954**	**977**	**1 004**	**1 033**	**952**	**C**		
1 673	**1 710**	**1 637**	**1 388**	**1 311**	**3 135**	**3 359**	**3 594**	**3 717**	**3 733**	**NC**		
8 443	**8 186**	**8 503**	**8 664**	**8 269**	**8 832**	**8 726**	**9 329**	**9 916**	**9 960**	**All**	**Ply**	
2 386	**2 621**	**2 977**	**3 068**	**2 755**	**1 977**	**1 911**	**2 134**	**2 027**	**2 416**	**C**		
6 057	**5 565**	**5 526**	**5 597**	**5 514**	**6 855**	**6 815**	**7 195**	**7 889**	**7 544**	**NC**		
93 598	**85 295**	**87 976**	**94 322**	**100 172**	**1 374 764**	**1 361 431**	**1 404 196**	**1 413 542**	**1 432 816**	**All**	**Logs**	
61 659	**57 201**	**59 623**	**66 736**	**70 959**	**717 973**	**726 031**	**740 362**	**748 001**	**752 113**	**C**		
31 939	**28 095**	**28 353**	**27 586**	**29 213**	**656 791**	**635 400**	**663 835**	**665 541**	**680 704**	**NC**		
72 948	**72 041**	**76 343**	**81 027**	**79 576**	**349 864**	**362 849**	**379 988**	**397 663**	**402 340**	**All**	**Sawn**	
54 120	**53 007**	**56 176**	**59 086**	**58 222**	**242 025**	**252 898**	**266 788**	**278 575**	**282 006**	**C**		
18 828	**19 033**	**20 167**	**21 941**	**21 353**	**107 839**	**109 951**	**113 199**	**119 088**	**120 334**	**NC**		**ITTO Total**
3 048	**3 081**	**3 031**	**2 882**	**2 819**	**11 761**	**11 921**	**12 139**	**12 109**	**12 079**	**All**	**Ven**	
398	**387**	**395**	**409**	**441**	**3 703**	**3 646**	**3 679**	**3 729**	**3 682**	**C**		
2 649	**2 694**	**2 636**	**2 473**	**2 377**	**8 057**	**8 274**	**8 461**	**8 380**	**8 397**	**NC**		
22 372	**22 998**	**23 704**	**25 214**	**23 150**	**132 994**	**142 262**	**148 114**	**144 518**	**146 492**	**All**	**Ply**	
6 771	**6 516**	**6 946**	**6 913**	**6 338**	**84 855**	**91 681**	**95 596**	**94 015**	**94 772**	**C**		
15 601	**16 482**	**16 758**	**18 301**	**16 813**	**48 140**	**50 582**	**52 519**	**50 503**	**51 720**	**NC**		
41 612	**37 766**	**40 867**	**38 132**	**40 510**	**488 725**	**501 023**	**511 767**	**512 763**	**512 268**	**All**	**Logs**	
25 085	**22 320**	**25 150**	**22 816**	**23 687**	**337 374**	**347 463**	**353 148**	**355 028**	**356 062**	**C**		
16 527	**15 446**	**15 717**	**15 316**	**16 823**	**151 351**	**153 560**	**158 619**	**157 735**	**156 206**	**NC**		
61 748	**64 523**	**70 800**	**73 156**	**71 537**	**83 482**	**83 927**	**81 306**	**82 182**	**82 819**	**All**	**Sawn**	
57 685	**60 434**	**66 995**	**69 189**	**67 193**	**66 706**	**67 106**	**64 861**	**66 254**	**67 841**	**C**		
4 064	**4 089**	**3 805**	**3 967**	**4 345**	**16 776**	**16 821**	**16 444**	**15 928**	**14 977**	**NC**		**Rest of the**
793	**921**	**1 009**	**1 100**	**1 241**	**1 933**	**1 901**	**1 923**	**2 044**	**1 942**	**All**	**Ven**	**World**
438	**487**	**577**	**632**	**767**	**618**	**598**	**653**	**731**	**712**	**C**		
355	**433**	**432**	**468**	**474**	**1 315**	**1 303**	**1 270**	**1 313**	**1 230**	**NC**		
4 015	**4 530**	**4 955**	**4 959**	**5 037**	**11 608**	**10 949**	**10 981**	**11 849**	**11 175**	**All**	**Ply**	
1 293	**1 549**	**1 587**	**1 538**	**1 354**	**4 916**	**4 763**	**4 061**	**4 229**	**4 272**	**C**		
2 722	**2 981**	**3 368**	**3 421**	**3 683**	**6 691**	**6 186**	**6 920**	**7 621**	**6 903**	**NC**		

Table 1-1-c. Production, Trade and Consumption of All Timber by ITTO Producers (1000 m³)

Country	Product	Species	Production 2014	2015	2016	2017	2018	Imports 2014	2015	2016	2017	2018
World	Logs	All	1 862 639	1 857 468	1 910 872	1 924 206	1 942 138	136 061	128 048	133 934	134 553	143 628
		C	1 054 496	1 068 542	1 089 613	1 104 107	1 107 125	87 596	84 474	88 669	88 474	95 696
		NC	808 143	788 927	821 259	820 100	835 014	48 465	43 574	45 265	46 079	47 932
	Sawn	All	437 231	449 263	464 167	483 368	484 418	130 811	134 076	144 269	150 661	151 853
		C	312 627	321 822	334 557	347 673	347 970	107 909	111 622	120 263	125 432	127 292
		NC	124 604	127 441	129 610	135 695	136 448	22 903	22 454	24 006	25 229	24 561
	Ven	All	13 470	13 597	13 790	13 797	13 893	4 064	4 227	4 313	4 339	4 187
		C	4 222	4 185	4 267	4 341	4 454	936	934	1 037	1 159	1 148
		NC	9 248	9 412	9 523	9 456	9 439	3 128	3 292	3 276	3 179	3 040
	Ply	All	145 159	154 222	159 943	156 651	156 344	25 830	26 517	27 811	29 888	29 511
		C	90 149	96 631	100 836	98 676	98 679	7 686	7 878	7 354	8 019	8 057
		NC	55 011	57 591	59 107	57 975	57 665	18 144	18 639	20 457	21 870	21 454

Exports					Domestic Consumption							
2014	2015	2016	2017	2018	2014	2015	2016	2017	2018	Species	Product	Country
135 210	123 062	128 843	132 454	140 682	1 863 489	1 862 454	1 915 964	1 926 305	1 945 084	All	Logs	World
86 744	79 521	84 773	89 552	94 646	1 055 347	1 073 495	1 093 510	1 103 029	1 108 175	C		
48 466	43 541	44 070	42 902	46 036	808 142	788 960	822 454	823 276	836 910	NC		
134 697	136 564	147 143	154 183	151 113	433 346	446 775	461 293	479 845	485 158	All	Sawn	
111 805	113 441	123 171	128 276	125 415	308 731	320 003	331 650	344 829	349 847	C		
22 892	23 122	23 972	25 907	25 698	124 615	126 772	129 644	135 016	135 311	NC		
3 841	4 002	4 040	3 982	4 059	13 694	13 822	14 063	14 153	14 021	All	Ven	
837	874	972	1 041	1 208	4 321	4 244	4 332	4 459	4 394	C		
3 004	3 127	3 068	2 941	2 851	9 373	9 577	9 731	9 694	9 627	NC		
26 387	27 528	28 659	30 172	28 187	144 602	153 211	159 095	156 367	157 668	All	Ply	
8 064	8 065	8 533	8 450	7 691	89 771	96 444	99 656	98 244	99 044	C		
18 323	19 463	20 125	21 722	20 496	54 831	56 767	59 439	58 123	58 624	NC		

Table 1-1-d. Production, Trade and Consumption of Tropical Timber by ITTO Producers (1000 m^3)

Country	Product	Production 2014	2015	2016	2017	2018	Imports 2014	2015	2016	2017	2018
Africa	**Logs**	**21 873**	**21 564**	**22 284**	**22 120**	**22 990**	**28**	**3**	**2**	**72**	**71**
	Sawn	**4 449**	**4 497**	**4 474**	**4 607**	**4 980**	**6**	**4**	**3**	**5**	**0**
	Ven	**860**	**893**	**989**	**909**	**928**	**2**	**8**	**1**	**2**	**0**
	Ply	**414**	**416**	**456**	**415**	**418**	**13**	**12**	**10**	**12**	**8**
Benin	Logs	700 I	570 I	500 I	500 X	500 X	0 CR	0 CR	0 CR	0 CR	0 RX
	Sawn	132 I	130 I	130 X	130 X	130 X	1 C	0 CRI	0 CR	0 CRI	0 I
	Ven	1 X	1 X	1 X	1 X	1 X	0 CRI	1 CI	1 CI	1 CI	0 I
	Ply	2 X	2 X	2 X	2 X	2 X	2 CI	3 CI	2 CI	1 CBI	0 CBRI
Cameroon	Logs	3 050 I	3 100 I	3 400 I	3 500 I	3 500 I	0 CBR	0 CB	1 CBI	71 CBI	71 X
	Sawn	1 000 I	1 000 I	1 000 I	1 000 I	1 000 I	0 CRI	0 CR	0 CRI	0 CRI	0 I
	Ven	28 I	28 I	44	55 I	55 I	0 CRI	0 CBRI	0 CRI	0 CRI	0 I
	Ply	13 I	13 X	13 X	13 X	13 X	0 CRI	0 CBRI	0 CRI	0 CRI	0 I
Central Afr. Rep.	Logs	545 I	623 I	623 X	623 X	723 I	0 CR	0 C	0 X	0 X	0 X
	Sawn	29	70 I	50 I	50 I	50 X	0 CR	0 C	0 X	0 CR	0 I
	Ven	1 X	1 X	1 X	1 X	1 X	0 CBRI	0 CBRI	0 CBRI	0 CRI	0 I
	Ply	1 X	0	0 X	0 X	0 X	0 CRI	0 CRI	0 CBRI	0 CBRI	0 CB
Congo, Dem. Rep.	Logs	4 611 I	4 611 I	4 611 I	4 611 I	4 611 I	0 CBRI	0 CBRI	0 CBRI	1 CBI	0 I
	Sawn	150 I	150 I	150 I	150 I	150 X	0 CBR	0 CBRI	0 CBRI	0 CBRI	0 CBRI
	Ven	3 X	3 X	3 X	5 I	5 X	0 CBRI	0 CBRI	0 CBRI	0 CBRI	0 CBRI
	Ply	1 X	1 X	1 X	1 X	1 X	1 CBI	0 CBRI	0 CBRI	1 CBI	0 CBRI
Congo, Rep.	Logs	2 114 I	2 144 I	2 189 I	2 185 I	2 185 I	0 CB	0 CBR	0 CBRI	0	0
	Sawn	350 I	370 I	363	329	400	0 CBR	0 CBRI	0 CBRI	0 CBRI	0 RX
	Ven	59 I	59 I	64	46	65	0 CBRI	0 CBRI	0 CBRI	0 CBRI	0 CBRI
	Ply	28 I	26 I	30 I	30 X	30 X	1 CBI	0 CBRI	0 CBRI	0 CBRI	0 CBRI
Côte d'Ivoire	Logs	2 700 I	2 600 I	2 700 I	2 400 I	2 400 X	0 CRI	0 CB	0 CB	0 CB	0 CB
	Sawn	871 I	871 I	871 I	871 I	871 I	0 CRI	0 CRI	0 CBRI	0 CRI	0 CBRI
	Ven	222	260 I	314	244	244 X	0 CRI	0 CRI	0 CBRI	0 CBRI	0 I
	Ply	116	116 X	141	103	103 X	0 CRI	0 CRI	0 CBR	0 CBR	0 CBRI
Gabon	Logs	2 200 I	2 000 I	2 000 I	2 300 I	2 800 I	0 C	0 C	0 C	0 C	0 I
	Sawn	650 I	650 I	650 I	800 I	1 100 I	0 CBR	0 CBR	0 CBRI	0 CBRI	0 CBRI
	Ven	270	270 X	270 X	270 X	270 X	0 CBRI	0 CB	0 CBRI	0 CBRI	0 I
	Ply	60	60 X	60 X	60 X	60 X	1 CBRI	0 CBR	0 CBR	0 CBRI	0 CBRI
Ghana	Logs	2 350 I	2 300 I	2 600 I	2 400 I	2 400 X	0 CBRI	0 CBRI	0 CRI	0 CRI	0 I
	Sawn	511 I	524 I	524 I	524 I	524 I	0 CBR	0 CBRI	0 CRI	0 CRI	0 I
	Ven	267	260	260 X	260 X	260 X	0 CBRI	0 CBRI	0 CRI	0 CRI	0 CBRI
	Ply	163 I	167 I	167 I	167 I	167 I	2 CBI	1 CBI	0 CBRI	0 CBRI	0 CBRI
Liberia	Logs	512 I	500 I	500 X	500 X	500 X	0 C	0 CB	0 CB	0 CB	0 CB
	Sawn	132 X	132 X	132 X	132 X	132 X	0 CRI	0 CB	0 CB	0 CBRI	0 CB
	Ven	0	0 RI	0 I	0 X	0 X	0 CB	0 C	0 CBRI	0 CB	0 CB
	Ply	0	0 X	0 X	0 X	0 X	0 CBRI	0 CB	0 CBR	1 CB	0 CB
Madagascar	Logs	68 I	80 I	160 I	100 I	120 I	0 C	0 CRI	0 CBR	0 C	0 C
	Sawn	22 I	25 I	45 I	23 I	25 I	0 CRI	0 CBR	0 CRI	0 CBRI	0 CBRI
	Ven	7 I	9 I	31 I	25 I	25 I	0 CBRI	0 CRI	0 CBRI	0 CBRI	0 I
	Ply	1 I	2 I	3 I	0 R	3 I	0 CRI	0 CRI	0 CBRI	0 CRI	0 CBRI
Mali	Logs	769 I	817 I	817 I	817 I	1 067 I	1 I	1 I	1 I	0 RI	0 RI
	Sawn	130	130	130	130	130 X	1 CB	0 CBR	1 C	2 CI	0
	Ven	0	0	0	0	0 X	1 CBI	7 CBI	0 CBRI	0 CBRI	0
	Ply	27 I	27 I	37 I	37 X	37 X	4 CB	6 CBI	6 CI	7 CI	7 X
Mozambique	Logs	1 974 I	1 974 I	1 974 X	1 974 X	1 974 X	27 I	2 CI	0 CR	0 CRI	0 CBRI
	Sawn	397 I	397 I	380	400 I	400 X	3 CI	3 CI	1 CI	1 CI	0 CBRI
	Ven	1 X	1 X	1 X	1 X	1 X	0 CBRI	0 CRI	0 CBRI	0 CRI	0 CBRI
	Ply	1 X	1 X	1 X	1 X	1 X	0 CBRI	0 CBRI	0 CBRI	0 CBI	0 CBRI
Togo	Logs	280 I	245 I	210 I	210 X	210 X	0 CR	0 CR	0 CB	0 CB	0 CBI
	Sawn	74	48	49 I	67	67 X	0 CR	0 CB	0 CBR	0 CBRI	0 CB
	Ven	1 X	1 X	1 X	1 X	1 X	1 CI	0 CRI	0 CRI	0 CRI	0 I
	Ply	1 X	1 X	1 X	1 X	1 X	2 CI	0 CRI	1 CBI	0 CBRI	0 CBRI
Asia-Pacific	**Logs**	**188 172**	**186 487**	**189 783**	**191 435**	**193 635**	**6 158**	**5 875**	**6 433**	**6 572**	**5 794**
	Sawn	**25 228**	**24 058**	**24 712**	**25 438**	**25 570**	**2 185**	**2 143**	**2 081**	**2 030**	**1 898**
	Ven	**3 121**	**3 185**	**3 206**	**3 145**	**3 089**	**225**	**332**	**384**	**340**	**366**
	Ply	**10 018**	**9 377**	**9 271**	**9 426**	**9 037**	**498**	**542**	**487**	**616**	**543**
Cambodia	Logs	800 I	1 000 I	800 I	1 000 I	1 000 X	2 C	1 C	0 CR	2 CBI	5 CBI
	Sawn	350 I	450 I	250 I	350 I	350 I	0 CRI	0 CRI	4 I	0 CBRI	0 CBRI
	Ven	20 X	20 X	20 X	20 X	20 X	0 CB	0 CBRI	0 CBRI	0 CBRI	0 CBRI
	Ply	10 X	10 X	25 I	25 X	30 I	1 CBI	1 CI	3 CI	4 CBI	5 CBI
Fiji	Logs	240 I	240 I	240 X	240 X	240 X	0 CR	0 CR	0 C	0 CB	0 I
	Sawn	65 I	65 I	65 I	65 I	65 I	0 CBRI	0 CBRI	1 CB	0 CR	0 CBRI
	Ven	8 X	8 X	8 X	8 X	8 X	0 CRI	0 CRI	0 CRI	0 CRI	0 CB
	Ply	8 X	8 X	8 X	8 X	8 X	1 CBI	0 CBRI	0 CBRI	0 CRI	0 CBRI
India	Logs	43 369 I	43 369 I	43 369 X	43 369 X	43 369 X	4 153 CI	3 609 C	2 995 C	2 642 C	2 389 CI
	Sawn	4 889 I	4 889 I	4 889 I	4 889 I	4 889 X	166 CI	261 CI	277 CI	360 CI	295 CI
	Ven	270 X	270 X	270 X	270 X	270 X	189 CI	305 CI	346 CI	313 CI	329 CI
	Ply	2 497 X	2 497 X	2 497 X	2 497 X	2 497 X	57 CI	65 CI	76 CI	93 CI	98 CI
Indonesia	Logs	73 740 I	73 740 I	73 797 I	73 797 I	73 797 X	172 CBI	542 CBI	900 CBI	1 154 CB	674 CBI
	Sawn	4 169 I	4 169 I	4 169 I	4 169 I	4 169 X	13 CI	14 CI	17 CI	19 CI	19 X
	Ven	749 X	749 X	749 X	749 X	749 X	3 CI	3 CI	2 CI	2 CI	2 X
	Ply	3 200 X	3 200 X	3 200 X	3 200 X	3 200 X	9 CI	8 CI	5 CI	6 CI	1 CBI
Malaysia	Logs	21 500 I	20 000 X	20 000 X	20 000 X	20 000 X	43 C	21 C	8 C	6 C	2 CI
	Sawn	4 443 I	3 501 I	3 403 I	3 229	3 361	84 C	81 C	60 C	79 C	60 CI
	Ven	677	622	553	533	476	4 CI	5 CI	4 CI	3 CI	3 CI
	Ply	3 689 I	2 995	2 789	2 789 X	2 400 I	238 CI	291 CI	216 CI	272 CI	247 CI
Myanmar	Logs	6 000 I	4 500 I	4 500 X	4 000 I	4 000 X	0 CRI	0 CR	0 CBRI	0 CRI	0 CBRI
	Sawn	1 700 I	1 750 I	1 750 I	1 750 I	1 750 I	0 CBRI	0 CBR	0 CBRI	0 CBRI	0 I
	Ven	60 I	160 I	250 I	210 I	210 X	0 CBRI	1 CI	0 CRI	0 CRI	0 CBRI
	Ply	86 X	86 X	86 X	86 X	86 X	7 CBI	10 CBI	11 CBI	1 CBI	2 CBI

Exports 2014	2015	2016	2017	2018	Domestic Consumption 2014	2015	2016	2017	2018	Product	Country
4 185	**4 186**	**4 609**	**4 531**	**4 276**	**17 715**	**17 381**	**17 677**	**17 661**	**18 785**	**Logs**	**Africa**
1 768	**1 730**	**1 895**	**1 851**	**2 217**	**2 686**	**2 771**	**2 582**	**2 761**	**2 764**	**Sawn**	
235	**257**	**307**	**321**	**292**	**627**	**644**	**684**	**590**	**635**	**Ven**	
136	**116**	**85**	**94**	**90**	**291**	**312**	**381**	**333**	**336**	**Ply**	
354 CBI	220 CB	134 CB	41 CB	61 CBI	346	350	366	459	439	Logs	Benin
56 CB	36 CBI	22 CBI	27 CBI	36 CBI	77	94	109	103	94	Sawn	
0 CBRI	0 I	0 CBRI	0 I	0 X	1	2	2	2	1	Ven	
0 CBRI	0 CBRI	0 CBRI	0 CBR	0 CB	4	5	4	3	2	Ply	
1 051 CBI	1 152 CBI	1 391 CBI	1 418 CBI	1 230 I	1 999	1 948	2 010	2 153	2 341	Logs	Cameroon
589 CBI	654 CBI	801 CBI	646 CBI	700 CBI	411	347	199	354	300	Sawn	
25 CI	28 CBI	33 CBI	42 CBI	29 CBI	3	0	11	12	26	Ven	
9 CBI	7 CBI	5 CBI	6 CBI	2 CBI	4	6	9	7	11	Ply	
114	110	232 CB	328 CBI	418 CBI	432	513	391	295	305	Logs	Central Afr. Rep.
27 I	17 CBI	22 CB	15 CBI	12 CBI	2	53	28	35	38	Sawn	
0 CBRI	0 CBRI	0 CBRI	0 CBRI	0 CBRI	1	1	1	1	1	Ven	
0 C	0 CBR	0 CB	0 CBRI	0 CB	1	0	0	0	0	Ply	
159 CBI	182 CBI	117 CBI	64 CBI	70 CBI	4 452	4 429	4 494	4 548	4 541	Logs	Congo, Dem. Rep.
61 CBI	58 CBI	51 CBI	28 CBI	27 CBI	89	93	99	122	123	Sawn	
2 CBI	3 CBI	3 CBI	5 CBI	3 CBI	1	0	0	0	2	Ven	
0 CBRI	0 CBRI	0 CBR	0 CBR	0 C	1	1	1	2	1	Ply	
729 CBI	642 CBI	783 CBI	941 CBI	895	1 385	1 502	1 406	1 245	1 290	Logs	Congo, Rep.
143 CBI	166 CBI	181 CBI	172 CBI	166 I	208	204	182	157	234	Sawn	
13 CBI	12 CBI	13 CBI	15 CBI	6 CBI	47	47	51	31	59	Ven	
0 CBRI	0 CBRI	0 CBRI	0 CBRI	0 CBRI	28	26	30	30	30	Ply	
359 CB	151 CBI	93 CBI	28 CBI	28 X	2 341	2 449	2 607	2 372	2 372	Logs	Côte d'Ivoire
204 CBI	139 CBI	135	125	121 X	667	732	736	746	750	Sawn	
63 CI	81 CI	104	96	96 X	159	179	210	148	148	Ven	
25 CI	21 CI	21 CBI	31 CI	31 X	92	95	120	72	72	Ply	
18 CBI	37 CBI	19 CBI	28 CBI	26 CBI	2 182	1 963	1 981	2 272	2 774	Logs	Gabon
453 CBI	526 CBI	496 CBI	663 CBI	942 CBI	197	124	154	137	158	Sawn	
104 CBI	114 CBI	132 CBI	142 CBI	142 X	166	156	138	128	128	Ven	
45 CBI	38 CBI	41 CBI	33 CBI	33 X	16	22	19	28	28	Ply	
446 CBI	387 CBI	660 CBI	446 CBI	483 CBI	1 904	1 913	1 940	1 954	1 917	Logs	Ghana
101 CBI	90 CBI	103 CBI	88 CBI	98 CBI	410	435	422	436	426	Sawn	
27	19 CBI	19 CBI	16 CBI	11 CBI	240	241	241	244	249	Ven	
56	49	17	24	24	109	119	151	144	144	Ply	
132 CBI	142 CBI	106 CB	136 CBI	201 CBI	380	358	394	364	299	Logs	Liberia
2 CBI	1 CB	1 CB	1 CB	2 CBI	131	132	132	131	131	Sawn	
0 C	0 CBRI	0 X	0 X	0 X	0	0	0	0	0	Ven	
0 C	0 X	0 X	0 X	0 X	0	0	0	1	0	Ply	
3 CB	1 CB	0 CRI	0 CRI	2 CBI	64	79	160	100	118	Logs	Madagascar
6 CBI	1 CBI	1 CBI	2 CBI	3 CBI	16	24	44	22	23	Sawn	
0 CBRI	0 CBRI	2 CBI	5 CBI	5 X	7	9	28	20	20	Ven	
0 CRI	0 CRI	0 CRI	0 I	0 X	1	2	3	0	3	Ply	
7 CB	8 CB	16 CBI	42 CB	90 CBI	762	810	801	775	977	Logs	Mali
0 RI	0 CBRI	0 RX	2 CB	2 X	130	130	131	130	128	Sawn	
0 RI	0	0	0	0	0	7	0	0	0	Ven	
0 RI	0 CBRI	1 I	0 CRI	0	31	33	42	44	44	Ply	
705 I	1 039 CBI	1 009 CBI	1 014 CBI	754 I	1 296	938	965	960	1 220	Logs	Mozambique
123 CBI	42 CBI	82 CBI	80 CBI	109 CBI	276	357	298	321	291	Sawn	
0 CBRI	0 CBRI	0 CBRI	0 CBRI	0 CBRI	1	1	1	1	1	Ven	
0 C	0 CBRI	0 CBRI	0 CBRI	0 CBRI	1	1	1	1	1	Ply	
107 CBI	117 CBI	50 CB	46 CB	18 CBI	173	128	160	164	192	Logs	Togo
3 CB	1 CBI	0 CBRI	0 CBRI	0 CBRI	71	47	49	67	67	Sawn	
0 CBRI	0 CBRI	0 CBRI	0 CRI	0 RX	2	1	1	1	1	Ven	
0 CBRI	1 CBI	1 CBI	0 CBRI	0 RX	3	0	1	1	1	Ply	
9 851	**7 513**	**7 578**	**6 106**	**6 439**	**184 478**	**184 848**	**188 638**	**191 901**	**192 990**	**Logs**	**Asia-Pacific**
6 274	**7 145**	**7 784**	**8 960**	**8 223**	**21 139**	**19 056**	**19 009**	**18 508**	**19 246**	**Sawn**	
1 417	**1 435**	**1 317**	**1 049**	**1 005**	**1 928**	**2 081**	**2 273**	**2 437**	**2 450**	**Ven**	
5 782	**5 290**	**5 283**	**5 397**	**5 270**	**4 734**	**4 628**	**4 475**	**4 646**	**4 310**	**Ply**	
87 CBI	113 CBI	199 CBI	198 CBI	215 CBI	715	888	602	804	790	Logs	Cambodia
302 CB	438 CBI	244 CBI	315 CBI	304 CBI	48	12	10	35	46	Sawn	
2 CBI	9 CBI	2 CBI	2 CBI	2 CBI	18	11	19	18	18	Ven	
10 CBI	8 CBI	22 CBI	6 CBI	29 CBI	0	3	7	24	6	Ply	
8 CB	9 CB	4 CBI	2 CB	1 CBI	233	232	236	238	239	Logs	Fiji
20 CB	16 CBI	16 CI	4 CB	8 CBI	45	50	50	61	57	Sawn	
0 CRI	0 CRI	0 CBRI	0 CRI	0 CBRI	8	8	8	8	8	Ven	
2 CI	1 CI	1 CI	1 CI	0 CBRI	7	7	7	7	8	Ply	
11 CI	11 I	17 CI	18 CI	6 CBI	47 511	46 968	46 347	45 993	45 752	Logs	India
25 CI	25 CI	24 CI	14 CI	9 CI	5 030	5 125	5 142	5 235	5 175	Sawn	
6 CBI	9 CBI	9 CBI	7 CBI	4 CBI	453	566	607	576	595	Ven	
52 CI	43 CI	55 CI	36 CI	27 CI	2 502	2 518	2 518	2 554	2 567	Ply	
96 CBI	58 CBI	47 CBI	26 CBI	28 CBI	73 815	74 223	74 650	74 925	74 443	Logs	Indonesia
551 CBI	453 CBI	483 CBI	512 CBI	539 CBI	3 631	3 730	3 703	3 676	3 649	Sawn	
9 CBI	23 CBI	33 CBI	68 CBI	96 CBI	743	729	718	682	655	Ven	
2 318 CBI	2 338 CBI	2 299 CBI	2 330 CBI	2 348 I	891	870	906	877	852	Ply	
3 180 C	2 976 C	2 839 *	2 594	2 426	18 363	17 045	17 169	17 412	17 576	Logs	Malaysia
1 950 CI	1 982 CI	1 960 *	2 154 C	2 135 I	2 577	1 600	1 503	1 153	1 286	Sawn	
288 CBI	227 I	222 I	213 I	204 I	393	400	335	323	275	Ven	
3 115 I	2 530 I	2 489 I	2 494 I	2 336 I	812	756	516	567	311	Ply	
2 327 CBI	576 CBI	562 CBI	35 CBI	23 CBI	3 673	3 924	3 938	3 965	3 977	Logs	Myanmar
89 CBI	207 CBI	142 CBI	108 CBI	169 CBI	1 611	1 543	1 608	1 642	1 581	Sawn	
50 CBI	151 CBI	242 CBI	175 CBI	112 CBI	10	10	8	35	98	Ven	
15 CBI	13 CBI	8 CBI	7 CBI	5 CBI	78	82	89	80	83	Ply	

Table 1-1-d. Production, Trade and Consumption of Tropical Timber by ITTO Producers (1000 m^3)

Country	Product	Production 2014	2015	2016	2017	2018	Imports 2014	2015	2016	2017	2018
Papua New Guinea	Logs	4 500 I	4 500 I	4 500 X	4 000 I	4 200 I	0 CB	0 C	0 CBRI	0 CBR	0 RX
	Sawn	62 I	62 I	62 X	62 X	62 X	0 CBR	0 CB	3 CBI	0 CBRI	0 CBRI
	Ven	62 X	62 X	62 X	62 X	62 X	0 CBRI	0 CBRI	0 CB	0 CBRI	0 CBRI
	Ply	14 X	15	50	55	50	0 CBRI	0 CBRI	0 CBRI	0 CBRI	0 CBRI
Philippines	Logs	4 096 I	3 838 I	3 787 I	3 729 I	3 729 I	46 CBI	87 CB	69 CBI	66 CBI	24 CBI
	Sawn	700 I	322 I	424 I	424 I	424 X	180 CB	218 CBI	306	268 CBI	219 CBI
	Ven	40 I	59 I	59 X	59 X	59 X	8 CI	8 CI	11	15 CI	17
	Ply	164 I	146 I	146 X	146 X	146 X	89 CBI	68 CBI	69 CI	114 CBI	81 CBI
Thailand	Logs	14 600 I	14 600 I	16 200 I	17 600 I	17 600 I	106 CI	32 CI	12 CBI	6 CBI	4 CBI
	Sawn	2 850 I	2 850 I	3 700 I	4 500 I	4 500 X	735 CI	671 CI	868 C	687 CBI	687 X
	Ven	185 X	185 X	185 X	185 X	185 X	10 CI	2 CI	12 CI	2 CBI	9 CI
	Ply	120 X	120 X	120 X	120 X	120 X	70 CBI	74 CBI	76 CBI	95 CBI	95 X
Viet Nam	Logs	19 327 I	20 700 I	22 590 I	23 700 I	25 700 I	1 637 C	1 583	2 448 C	2 695 CI	2 695 X
	Sawn	6 000 I	6 000 I	6 000 I	6 000 I	6 000 X	1 007 CI	897 CI	545 CI	618 CI	618 X
	Ven	1 050 I	1 050 X	1 050 X	1 050 X	1 050 X	11 CI	7 CI	8 CI	6 CI	6 X
	Ply	230 I	300 I	350 I	500 I	500 I	27 CBI	25 CBI	29 CBI	30 CBI	15 CBI
Latin America/ Caribbean	**Logs**	**38 925**	**39 536**	**39 188**	**39 498**	**39 839**	**13**	**13**	**14**	**20**	**20**
	Sawn	**6 184**	**5 501**	**5 426**	**5 397**	**5 547**	**76**	**79**	**65**	**40**	**30**
	Ven	**416**	**425**	**417**	**417**	**419**	**14**	**12**	**14**	**11**	**10**
	Ply	**770**	**828**	**802**	**781**	**794**	**168**	**139**	**168**	**148**	**151**
Brazil	Logs	28 725 I	29 200 I	29 200 X	29 200 X	29 200 X	11 CB	12 CBI	12 CBI	12 CBI	12 CI
	Sawn	3 400 *	2 730 *	2 730 X	2 730 X	2 730 X	26 *	21 *	26 CBI	6 CBI	11 CBI
	Ven	300 X	300 X	300 X	300 X	300 X	5 CI	2 CI	3 CBI	2 CBI	2 CI
	Ply	243 *	264 *	264 X	264 X	264 X	0 CRI	0 CRI	0 CBRI	2 CBI	1 CBI
Colombia	Logs	2 303 I	2 176 I	1 872 I	1 811 I	1 811 I	0 CR	0 R	0 CBRI	0 CR	0 I
	Sawn	361 I	342 I	323 I	278 I	278 I	0 CBR	0 CBR	0 CRI	0 CBRI	0 CBRI
	Ven	1	1	1 X	1 X	1 X	3 CI	1 CI	1 CI	0 CRI	0 CBRI
	Ply	57 I	54 I	51 I	44 I	44 I	22 CI	5 CBI	5 CBI	7 CBI	5 CBI
Costa Rica	Logs	1 263 I	1 263 I	1 209 I	1 223 I	1 223 I	0 CR	0 CR	1 C	7 CI	6 I
	Sawn	455 I	455 I	455 I	439	439	0 CRI	1 C	0 CRI	0 CR	0 CBRI
	Ven	25 X	25 X	25 X	25 X	25 X	0 CBRI	0 CBRI	0 CBRI	0 CBRI	0 CBRI
	Ply	23	65 I	37 I	37 X	37 X	5 CI	6 CI	5 CBI	13 CBI	8 CBI
Ecuador	Logs	1 850 I	2 067 I	2 067 I	2 067 I	2 067 I	0	0 CB	0 CB	0 CB	0 CB
	Sawn	401 I	505 I	505 I	505 I	505 I	0 CBRI	0 CBRI	0 CR	0 CBRI	0 CRI
	Ven	45 X	45 X	45 X	45 X	45 X	1 CI	1 CI	1 CI	0 CRI	0 CRI
	Ply	338 X	338 X	338 X	338 X	338 X	3 CBI	2 CBI	1 CBI	0 CBRI	0 CRI
Guatemala	Logs	465 I	465 I	465 I	465 I	465 I	0 CR	0 CBR	0 CBR	0 CBR	0 CBRI
	Sawn	206 I	206 I	206 I	206 I	206 I	1 C	0 CR	1 C	1 CBI	0 CBRI
	Ven	5 X	5 X	5 X	5 X	5 X	0 CBRI	0 CBRI	0 CBRI	0 CBRI	0 CBRI
	Ply	20 X	20 X	20 X	20 X	20 X	3 CI	3 CI	3 CI	6 CBI	7 CBI
Guyana	Logs	498 I	500 I	392 I	401 I	401 I	0 C	0 CBRI	0 CB	0 CB	0 CB
	Sawn	67 I	71	42	48	48 X	0 CB	0 CRI	0 CBRI	0 CR	0 CBI
	Ven	23	24 I	16 I	16 I	16 I	0 CRI	0 CRI	0 CRI	0 CRI	0 CBI
	Ply	19	15	17	10	10 X	0 CBRI	0 CBRI	0 CBRI	0 CBRI	0 CBRI
Honduras	Logs	70 I	50 I	50 I	50 I	50 I	0 R	0 R	0 CBRI	0 CBR	0 CBRI
	Sawn	5	4	6 I	6 X	6 X	4	4	5 CBI	0 CBRI	0 CBRI
	Ven	1 I	1 X	1 X	1 X	1 X	0 CBRI	0 CBRI	0 CBRI	0 CBRI	0 CBRI
	Ply	13 I	13 X	13 X	13 X	13 X	1 CBI	1 CBI	1 CBI	1 CBI	1 CBI
Mexico	Logs	612 I	700 I	900 I	961	961 X	1 CBI	0 CR	0 CBR	0 CR	0 CBRI
	Sawn	149 X	121	191	215	215 X	42 CBI	49 CBI	27 CBI	29 CBI	17 CI
	Ven	3 X	3 X	3 X	3 X	3 X	5 CI	7 CI	9 CI	9 CI	8 CI
	Ply	3 X	3 X	6	6 X	6 X	113 CI	111 CI	130 CI	99 CI	115 CI
Panama	Logs	205 I	250 I	250 I	258 I	258 I	0 CBRI	0	0 R	0 CBR	1 CBI
	Sawn	37 I	33 I	9 I	16 I	16 I	1 CBI	2 CBI	1 CBI	1 CBI	0 CBRI
	Ven	4 I	11 I	11 X	11 X	11 X	0 CBRI	0 CBRI	0 CBRI	0 CBRI	0 CBRI
	Ply	1 I	2 I	2 X	2 X	2 X	2 CI	3 CI	3 CBI	5 CBI	4 CBI
Peru	Logs	1 387 I	1 243 I	1 146 I	1 146 X	1 489 I	0 CB	0 CR	0 C	0 R	1 CI
	Sawn	659	578	528	497	646	1 CBI	0 CR	2	1	1
	Ven	4	5	5	6	7	0 CBRI	0 CBRI	0 CBRI	0 R	0 CRI
	Ply	46	51	50	43	56	6 CI	3 CI	13	7 CBI	6 CBI
Suriname	Logs	493 I	568 I	583	863	860	0 CB	0 CB	0 CBI	0	0
	Sawn	135	149	123	150	150	0 CR	0 CBR	0 CR	0 CBRI	0
	Ven	3 X	3 X	3 X	3 X	3 X	0 C	0 CB	0 CBI	0 CB	0 CB
	Ply	4	2	2	2	2	3	0 CBRI	2	4	4
Trinidad and Tobago	Logs	162 I	162 I	162 I	162 I	162 X	1 C	0 CR	0 CB	0 CBR	0 CB
	Sawn	28 I	28 I	28 I	28 I	28 X	1 CI	1 C	2 CBI	1 CBI	1 CBI
	Ven	1 X	1 X	1 X	1 X	1 X	0 CRI	0 CRI	0 CBRI	0 CB	0 CBI
	Ply	0 X	0 X	0 X	0 X	0 X	4 CBI	4 CBI	5 CBI	4 CBI	1 CBI
Venezuela	Logs	892 I	892 I	892 I	892 I	892 X	0 CBRI	0 CBRI	0 CB	0 CBR	0 CBRI
	Sawn	280 I	280 I	280 I	280 I	280 X	0 CBR	0 CBR	0 CBR	0 CBRI	0 CBRI
	Ven	1 X	1 X	1 X	1 X	1 X	0 CBRI	0 CBRI	0 CBRI	0 CBRI	0 CBRI
	Ply	2 X	2 X	2 X	2 X	2 X	6 CBI	1 CBI	0 CBRI	0 CBRI	0 CBRI
Producers Total	**Logs**	**248 970**	**247 587**	**251 255**	**253 053**	**256 464**	**6 199**	**5 891**	**6 449**	**6 664**	**5 885**
	Sawn	**35 860**	**34 055**	**34 612**	**35 442**	**36 097**	**2 267**	**2 225**	**2 149**	**2 075**	**1 928**
	Ven	**4 397**	**4 503**	**4 612**	**4 471**	**4 435**	**240**	**351**	**399**	**354**	**377**
	Ply	**11 201**	**10 621**	**10 529**	**10 622**	**10 248**	**680**	**692**	**664**	**776**	**702**
ITTO Total	**Logs**	**253 425**	**252 072**	**255 697**	**257 508**	**260 986**	**19 294**	**16 761**	**17 238**	**17 857**	**17 568**
	Sawn	**38 498**	**36 726**	**37 249**	**38 055**	**38 712**	**8 791**	**9 560**	**11 017**	**11 323**	**10 990**
	Ven	**5 222**	**5 326**	**5 447**	**5 282**	**5 246**	**1 651**	**1 763**	**1 798**	**1 408**	**1 420**
	Ply	**17 728**	**17 132**	**17 054**	**17 168**	**16 790**	**5 504**	**5 319**	**5 306**	**5 725**	**5 870**

Exports 2014	2015	2016	2017	2018	Domestic Consumption 2014	2015	2016	2017	2018	Product	Country
3 810	3 649 CB	3 834 CBI	3 128 CBI	3 642 *	690	851	666	872	558	Logs	Papua New Guinea
26 CB	36 CBI	33 CB	30 CBI	45	36	26	31	32	17	Sawn	
5 CBI	5 CBI	3 CBI	2 CBI	0 CBRI	57	57	59	60	62	Ven	
3 CBI	3 CBI	4 CBI	4 CBI	5 CBI	11	12	46	51	45	Ply	
19 CB	9 CBI	3 CB	5 CBI	2 CBI	4 123	3 916	3 854	3 791	3 751	Logs	Philippines
627 CI	342 CBI	318 CBI	335 CBI	321 CBI	253	198	412	357	322	Sawn	
2 CI	1 CI	0 CRI	0 CRI	4 CI	46	67	69	73	72	Ven	
6 CBI	8 CBI	8 CBI	7 CBI	2 CBI	247	206	207	254	226	Ply	
42 I	13 I	5 CB	2 CBI	3 CBI	14 664	14 619	16 207	17 605	17 601	Logs	Thailand
2 273 CBI	3 088 CBI	4 161 CBI	4 859 CBI	4 459 CBI	1 312	433	407	328	728	Sawn	
4 CBI	8 CBI	10 CBI	32 CBI	32 X	191	179	187	155	163	Ven	
39 CBI	38 CBI	41 CBI	36 CBI	42 CBI	151	156	155	179	173	Ply	
272 CBI	100 CBI	68 CBI	98 CBI	92 CBI	20 692	22 183	24 969	26 297	28 303	Logs	Viet Nam
410 CI	558 CI	403 I	629 CBI	234 I	6 597	6 339	6 142	5 989	6 384	Sawn	
1 052 CBI	1 002 CBI	795 CBI	550 CBI	550 X	10	55	263	505	505	Ven	
222 CBI	307 CBI	356 CBI	477 CBI	477 X	35	18	23	53	38	Ply	
1 067	**1 056**	**1 149**	**1 454**	**1 659**	**37 872**	**38 493**	**38 053**	**38 063**	**38 200**	**Logs**	**Latin America/ Caribbean**
1 066	**759**	**707**	**705**	**646**	**5 194**	**4 820**	**4 784**	**4 733**	**4 930**	**Sawn**	
21	**18**	**13**	**13**	**14**	**409**	**419**	**418**	**415**	**415**	**Ven**	
139	**159**	**158**	**106**	**154**	**799**	**808**	**811**	**823**	**791**	**Ply**	
41 C	89 C	173 C	189 CBI	363 CBI	28 695	29 123	29 039	29 023	28 849	Logs	Brazil
376 *	355 *	284 CI	353 C	361 CI	3 050	2 396	2 472	2 383	2 380	Sawn	
17	15 CI	11 CI	11 CI	11 CI	288	288	292	291	291	Ven	
27 *	42 *	34 CBI	34 X	27 CI	216	222	230	232	238	Ply	
79 CB	47 CB	37 CBI	33 C	50 CBI	2 225	2 129	1 835	1 778	1 761	Logs	Colombia
10 CBI	5 CBI	6 CBI	6 CBI	3 CBI	352	337	317	272	274	Sawn	
0 CRI	0 CBRI	0 CBRI	0 CBRI	0 CB	4	2	2	1	1	Ven	
1 CI	0 CBRI	0 CBRI	0 CBRI	0 CBRI	79	59	56	51	49	Ply	
165 CBI	158 CB	130 CB	156 CBI	110 I	1 098	1 105	1 080	1 074	1 119	Logs	Costa Rica
3 CBI	3 CBI	4 CBI	2 CBI	3 CBI	453	453	451	437	436	Sawn	
0 CBRI	0 CRI	0 CBRI	0 CBRI	0 CBRI	25	25	25	25	25	Ven	
0 CBRI	0 CBRI	0 CBRI	0 CBRI	0 CBRI	28	71	42	50	44	Ply	
203 CB	186 CBI	241 CB	220 CBI	281 CBI	1 647	1 881	1 826	1 847	1 786	Logs	Ecuador
177 CBI	190 CBI	196 CBI	110 CBI	110 X	225	315	309	395	395	Sawn	
0 CBRI	0 CBRI	0 CBRI	0 CBRI	2 CBI	45	45	45	45	43	Ven	
46 CBI	66 CBI	82 CBI	35 CI	78 CI	294	273	256	303	260	Ply	
18 CB	24 CBI	18 CBI	16 CBI	12 CBI	447	441	447	449	453	Logs	Guatemala
13 CBI	12 CBI	11 CBI	11 CBI	5 CBI	194	195	196	196	201	Sawn	
0 CBRI	0 CBRI	0 CBRI	0 CBRI	0 CBRI	5	5	5	5	5	Ven	
15 CBI	12 CBI	18 CBI	15 CBI	23 CBI	8	11	5	11	4	Ply	
174 CB	145 CB	115 CB	182 CBI	148 CBI	324	355	278	219	253	Logs	Guyana
23	19	21	18	21	44	52	21	30	26	Sawn	
0 CBRI	0 CBRI	0 CBRI	0 CBRI	0 CBRI	22	24	17	16	16	Ven	
5	5 CBI	1 CBI	2 CBI	2	14	10	16	8	8	Ply	
15 CB	1 CBI	1 CBI	6 CBI	5 CBI	55	49	49	44	45	Logs	Honduras
8	2 CBI	1 CBI	0 CBRI	0 CBRI	1	6	10	6	6	Sawn	
0 CRI	0 CBRI	0 CBRI	1 CBI	0 CBRI	1	1	1	0	1	Ven	
9 CI	8 CI	8 CI	6 CI	6 CBI	6	5	6	8	9	Ply	
112 CB	48 CBI	25 CB	25 C	39 CBI	501	652	875	936	922	Logs	Mexico
9 CBI	17 CBI	34 CBI	41 C	6 CI	183	153	184	203	226	Sawn	
1 CI	1 CI	1 CI	1 CI	1 CI	7	10	12	11	10	Ven	
9 CBI	3 CI	2 CI	3 CI	8 CI	107	111	134	102	113	Ply	
103 CI	145 CB	138 CBI	136 CBI	154 CBI	102	105	112	122	104	Logs	Panama
28 CB	3 CBI	4 CBI	2 CBI	1 CBI	10	32	6	15	15	Sawn	
0 R	0 CBRI	0	0 R	0	4	11	11	11	11	Ven	
0 CBRI	0 CRI	1 CI	0 CBRI	0 CBRI	3	5	4	7	6	Ply	
10 CB	7 CB	3 CBI	7 CBI	11 CBI	1 377	1 237	1 142	1 139	1 480	Logs	Peru
398 CB	133 CBI	118 CBI	143 CBI	105 CBI	262	445	412	354	542	Sawn	
2	1 CI	1 CI	1 CI	1 CI	3	4	4	5	7	Ven	
27 CBI	22 CBI	12 CBI	11 CBI	10 CI	26	32	51	39	51	Ply	
147	206	267	483	480	345	362	317	380	380	Logs	Suriname
21	20	26	16	20	114	129	97	134	130	Sawn	
0 CBRI	0	0 CBRI	0 CBRI	0 I	3	3	3	3	3	Ven	
0 CBRI	0 CBRI	0 CBRI	0 CRI	0	7	3	4	5	6	Ply	
0 CBR	0 CRI	1 CBI	0 CBR	1 CBI	162	162	161	162	161	Logs	Trinidad and Tobago
2 CB	1 CB	1 CBI	0 CBR	1 CBI	27	27	30	29	28	Sawn	
0 CRI	0 CRI	0 X	0 X	0 CBRI	1	1	1	1	1	Ven	
0 CRI	0 CRI	0 CBRI	0 CBRI	0 CBRI	4	4	5	4	1	Ply	
0 C	0 X	0 X	1 CB	5 CBI	892	892	892	891	887	Logs	Venezuela
0 CBR	0 CBR	1 CB	3 CB	9 CBI	280	280	279	278	271	Sawn	
0 CBRI	0 CBRI	0 CBRI	0 CB	0 CB	1	1	1	1	1	Ven	
0 CBRI	0 CBRI	0 CBRI	0 C	0 C	8	2	2	2	2	Ply	
15 103	**12 756**	**13 336**	**12 092**	**12 374**	**240 065**	**240 722**	**244 368**	**247 625**	**249 975**	**Logs**	**Producers Total**
9 108	**9 634**	**10 386**	**11 516**	**11 085**	**29 020**	**26 647**	**26 375**	**26 002**	**26 940**	**Sawn**	
1 673	**1 710**	**1 637**	**1 383**	**1 311**	**2 964**	**3 145**	**3 374**	**3 442**	**3 500**	**Ven**	
6 057	**5 565**	**5 526**	**5 597**	**5 514**	**5 824**	**5 748**	**5 667**	**5 802**	**5 436**	**Ply**	
15 165	**12 808**	**13 430**	**12 250**	**12 627**	**257 554**	**256 025**	**259 505**	**263 116**	**265 927**	**Logs**	**ITTO Total**
9 561	**10 075**	**10 874**	**11 934**	**11 510**	**37 728**	**36 211**	**37 392**	**37 444**	**38 191**	**Sawn**	
1 733	**1 760**	**1 684**	**1 436**	**1 359**	**5 140**	**5 329**	**5 561**	**5 254**	**5 307**	**Ven**	
6 902	**6 476**	**6 584**	**6 953**	**6 603**	**16 330**	**15 974**	**15 776**	**15 941**	**16 057**	**Ply**	

Table 1-1-d. Production, Trade and Consumption of Tropical Timber by ITTO Producers (1000 m^3)

Country	Product	Production 2014	2015	2016	2017	2018	Imports 2014	2015	2016	2017	2018
Rest of the World	Logs	46 831	44 926	44 615	44 673	44 704	678	360	398	333	332
	Sawn	5 909	5 296	4 806	4 739	4 757	1 154	1 137	1 011	1 027	679
	Ven	253	264	265	267	266	88	98	79	101	70
	Ply	471	438	438	412	412	918	784	796	975	843
World	Logs	300 256	296 998	300 312	302 181	305 690	19 971	17 122	17 635	18 190	17 900
	Sawn	44 407	42 022	42 055	42 795	43 469	9 946	10 697	12 028	12 350	11 669
	Ven	5 474	5 590	5 712	5 549	5 512	1 739	1 862	1 878	1 509	1 489
	Ply	18 200	17 571	17 493	17 580	17 202	6 421	6 102	6 101	6 700	6 714

Exports					Domestic Consumption						
2014	2015	2016	2017	2018	2014	2015	2016	2017	2018	Product	Country
6 436	5 411	5 912	5 605	5 782	41 073	39 876	39 100	39 400	39 253	Logs	Rest of the World
1 610	1 030	472	437	515	5 454	5 403	5 345	5 329	4 921	Sawn	
37	42	43	32	26	304	320	301	336	310	Ven	
113	94	106	118	75	1 276	1 128	1 128	1 269	1 181	Ply	
21 600	18 218	19 342	17 855	18 409	298 627	295 901	298 605	302 516	305 180	Logs	World
11 172	11 105	11 346	12 371	12 025	43 181	41 614	42 737	42 773	43 113	Sawn	
1 770	1 802	1 727	1 467	1 385	5 443	5 650	5 862	5 590	5 617	Ven	
7 015	6 570	6 690	7 071	6 678	17 606	17 103	16 904	17 209	17 238	Ply	

Table 1-1-e. Major non-ITTO consumers and producers of primary tropical wood products by region in 2017 (000 m³)

	Production				Imports			
	Trop. ind. roundwood	Trop. Sawn.	Trop. Veneer	Trop. Ply.	Trop. ind. roundwood	Trop. Sawn.	Trop. Veneer	Trop. Ply.
Africa	54 157	7 433	1 038	637	102	150	50	153
ITTO members	22 120	4 607	909	415	72	5	2	12
Non-ITTO members	32 037	2 826	130	222	30	145	48	142
of which:								
Angola	1 220	20	3	10	0	0	0	0
Botswana	105	0	0	0	2	1	0	0
Burkina Faso	1 171	5	0	0	0	1	1	26
Burundi	487	13	0	0	0	0	0	0
Chad	761	2	0	0	0	9	0	0
Equatorial Guinea	1 300	10	30	3	0	0	0	0
Ethiopia	2 922	17	57	24	0	0	0	1
Gambia	350	10	1	0	0	0	0	2
Guinea	651	30	2	20	0	0	0	0
Guinea-Bissau	150	16	0	0	0	0	0	0
Kenya	471	30	5	46	0	0	0	9
Malawi	1 330	65	4	30	0	0	0	0
Niger	701	4	1	0	0	0	0	35
Nigeria	10 022	2 000	1	55	1	0	1	4
Rwanda	1 114	85	0	0	0	0	0	1
Senegal	816	31	0	0	0	34	1	13
Sierra Leone	250	30	1	0	0	0	0	1
Somalia	110	14	0	0	0	7	0	4
Sudan	1 157	11	0	0	0	1	1	0
Tanzania (United Rep. of)	1 764	60	4	5	0	2	0	3
Uganda	3 769	308	15	10	0	0	0	0
Zambia	1 200	12	3	3	0	0	0	2
Rest of Non-ITTO Africa	215	52	3	16	26	88	43	38
Asia-Pacific	195 006	28 673	3 998	15 769	17 770	10 173	1 122	4 136
ITTO members	188 940	27 954	3 939	15 692	17 547	9 862	1 108	4 003
Non-ITTO members	6 066	719	59	77	223	310	14	133
of which:								
Bangladesh	700	388	1	1	124	5	2	6
Brunei Darussalam	107	51	3	0	0	0	0	8
Lao People's Dem. Rep.	1 300	200	20	50	0	0	0	0
Singapore	0	2	20	20	84	99	2	100
Solomon Islands	3 200	27	10	0	0	0	0	1
Sri Lanka	698	31	5	6	0	107	2	3
Vanuatu	35	14	0	0	0	0	0	0
Rest of Non-ITTO Asia-Pacific	26	6	0	0	15	100	8	14
Europe	84	97	18	280	211	1 098	273	988
ITTO members	84	97	18	280	210	1 085	256	980
Non-ITTO members	0	0	0	0	1	13	17	8
Latin America and Caribbean (LAC)	46 067	6 586	487	885	60	117	14	236
ITTO members	39 498	5 397	417	781	20	40	11	148
Non-ITTO members	6 569	1 189	70	104	40	77	3	88
of which:								
Argentina	2	0	0	0	0	7	1	38
Bolivia	913	459	7	8	2	1	0	1
Cuba	421	39	0	2	0	6	0	0
Dominican Rep.	23	7	0	0	25	40	1	9
El Salvador	682	16	0	0	0	0	0	6
Haiti	139	6	0	0	1	1	0	5
Jamaica	151	63	0	0	0	2	0	7
Nicaragua	130	33	0	7	0	0	0	5
Paraguay	4 044	550	60	80	0	1	0	0
Rest of Non-ITTO LAC	64	16	3	7	12	18	1	17
Middle East	1	5	8	9	36	438	17	572
ITTO members	0	0	0	0	0	0	0	0
Non-ITTO members	1	5	8	9	36	438	17	572
of which:								
Bahrain	0	0	0	0	0	15	0	9
Iraq	0	0	0	0	0	30	0	71
Israel	0	0	0	0	0	2	1	32
Jordan	0	0	0	0	0	1	0	64
Kuwait	0	0	0	0	2	9	0	24
Oman	0	0	0	0	1	58	1	16
Qatar	0	0	0	0	0	30	0	6
Saudi Arabia	0	0	0	0	0	33	0	109
Turkey	0	5	5	9	24	35	4	17
United Arab Emirates	0	0	3	0	7	105	1	106
Yemen	1	0	0	0	0	102	0	93
Rest of Non-ITTO Middle East	0	0	0	0	2	17	9	24
North America	0	0	0	0	10	372	33	613
ITTO members	0	0	0	0	9	331	30	582
Non-ITTO members	0	0	0	0	1	41	2	31
of which:								
Canada	0	0	0	0	1	41	2	31
Rest of the world	0	0	0	0	0	3	1	2
ITTO members	0	0	0	0	0	0	0	0
Non-ITTO members	0	0	0	0	0	3	1	2

Exports				Domestic Consumption				
Trop. ind. roundwood	Trop. Sawn.	Trop. Veneer	Trop. Ply.	Trop. ind. roundwood	Trop. Sawn.	Trop. Veneer	Trop. Ply.	
6 855	2 027	334	135	47 404	5 556	754	656	**Africa**
4 531	1 851	321	94	17 661	2 761	590	333	ITTO members
2 324	177	13	41	29 743	2 794	165	323	Non-ITTO members
								of which:
98	18	2	0	1 122	3	1	10	Angola
0	0	0	0	107	1	0	0	Botswana
0	0	0	0	1 171	6	1	26	Burkina Faso
0	0	0	0	487	13	0	0	Burundi
0	0	0	0	761	12	0	0	Chad
1 132	3	7	3	168	7	23	0	Equatorial Guinea
0	0	0	0	2 922	17	56	25	Ethiopia
132	4	0	0	218	7	1	2	Gambia
85	3	1	3	566	27	1	17	Guinea
0	0	0	0	150	16	0	0	Guinea-Bissau
2	0	0	1	469	30	5	55	Kenya
0	8	0	9	1 330	57	4	21	Malawi
0	0	0	0	701	4	1	35	Niger
648	47	0	1	9 375	1 953	2	58	Nigeria
0	0	0	0	1 114	85	0	1	Rwanda
0	1	0	1	816	63	1	12	Senegal
45	19	0	0	205	11	1	1	Sierra Leone
0	0	0	0	110	21	0	4	Somalia
35	9	0	0	1 123	4	1	0	Sudan
6	44	1	3	1 758	18	3	5	Tanzania (United Rep. of)
8	2	0	8	3 761	306	15	2	Uganda
95	8	0	0	1 105	4	3	5	Zambia
38	11	1	12	204	129	45	42	Rest of Non-ITTO Africa
9 435	9 167	1 076	6 247	203 341	29 679	4 044	13 658	**Asia-Pacific**
6 211	9 015	1 065	6 220	200 275	28 801	3 982	13 476	ITTO members
3 224	152	10	27	3 066	877	62	183	Non-ITTO members
								of which:
0	0	0	0	824	393	3	7	Bangladesh
0	0	0	0	107	51	3	8	Brunei Darussalam
125	107	4	7	1 175	93	16	43	Lao People's Dem. Rep.
38	18	1	20	46	83	21	100	Singapore
3 052	14	6	0	148	13	4	1	Solomon Islands
0	13	0	0	698	125	7	9	Sri Lanka
8	0	0	0	27	14	0	0	Vanuatu
0	1	0	0	41	105	8	14	Rest of Non-ITTO Asia-Pacific
47	349	33	512	248	846	258	756	**Europe**
47	329	32	508	247	853	242	752	ITTO members
0	20	1	4	1	-7	16	4	Non-ITTO members
1 508	759	16	129	44 619	5 944	485	992	**Latin America and Caribbean (LAC)**
1 454	705	13	106	38 063	4 733	415	823	ITTO members
54	54	3	22	6 555	1 211	70	170	Non-ITTO members
								of which:
1	0	0	0	1	7	1	38	Argentina
11	25	2	0	904	435	5	9	Bolivia
0	0	0	0	421	45	0	2	Cuba
1	0	0	0	47	46	1	9	Dominican Rep.
10	0	0	0	672	16	0	6	El Salvador
0	0	0	0	140	7	0	5	Haiti
0	0	0	0	151	65	0	7	Jamaica
14	4	0	0	116	29	0	12	Nicaragua
14	15	1	17	4 030	536	59	63	Paraguay
3	8	0	5	72	25	4	18	Rest of Non-ITTO LAC
1	21	3	14	37	422	22	567	**Middle East**
0	0	0	0	0	0	0	0	ITTO members
1	21	3	14	37	422	22	567	Non-ITTO members
								of which:
0	0	0	0	0	15	0	9	Bahrain
0	0	0	0	0	30	0	71	Iraq
0	0	0	0	0	2	1	32	Israel
0	0	0	0	-0	1	0	64	Jordan
0	0	0	0	2	8	0	24	Kuwait
0	5	0	1	0	53	1	15	Oman
0	0	0	0	0	30	0	6	Qatar
0	1	0	0	0	32	0	108	Saudi Arabia
0	1	1	1	24	39	8	25	Turkey
0	12	1	11	7	93	3	95	United Arab Emirates
0	0	0	0	1	102	0	93	Yemen
0	1	0	1	1	16	8	23	Rest of Non-ITTO Middle East
7	39	6	30	3	333	27	583	**North America**
6	35	5	25	2	296	26	557	ITTO members
0	4	1	5	1	37	2	26	Non-ITTO members
								of which:
0	4	1	5	1	37	2	26	Canada
2	8	1	4	-2	-5	-0	-3	**Rest of the world**
0	0	0	0	0	0	0	0	ITTO members
2	8	1	4	-2	-5	-0	-3	Non-ITTO members

Table 1-2-a. Trade of All Timber by ITTO Consumers - Value (1000$ and $/m³)

Country	Product	Species	Imports Value (1000$) 2014	2015	2016	2017	2018	Imports Unit Value ($/m³) 2014	2015	2016	2017	2018
Asia-Pacific	**Logs**	**All**	**13 961 123**	**9 606 646**	**10 084 345**	**11 397 325**	**12 191 047**	**225**	**163**	**163**	**180**	**179**
		C	**6 958 134**	**4 846 302**	**5 651 209**	**6 394 262**	**6 784 094**	**153**	**112**	**123**	**140**	**138**
		NC	**7 002 986**	**4 760 344**	**4 433 136**	**5 003 065**	**5 406 953**	**421**	**309**	**278**	**285**	**289**
	Sawn	**All**	**11 533 737**	**11 066 721**	**11 597 742**	**13 454 884**	**13 386 542**	**336**	**301**	**272**	**284**	**285**
		C	**6 528 193**	**6 325 207**	**6 714 786**	**7 727 651**	**7 812 567**	**273**	**237**	**214**	**225**	**227**
		NC	**5 005 544**	**4 741 515**	**4 882 955**	**5 727 237**	**5 573 976**	**484**	**474**	**431**	**438**	**443**
	Ven	**All**	**603 403**	**547 096**	**551 439**	**531 826**	**527 491**	**361**	**329**	**334**	**367**	**363**
		C	**138 684**	**109 830**	**129 370**	**149 840**	**173 694**	**396**	**348**	**325**	**318**	**352**
		NC	**464 719**	**437 266**	**422 069**	**381 986**	**353 798**	**352**	**325**	**336**	**390**	**369**
	Ply	**All**	**4 237 556**	**3 227 918**	**3 040 702**	**3 161 874**	**3 223 782**	**678**	**549**	**523**	**522**	**526**
		C	**411 201**	**404 689**	**432 034**	**428 037**	**442 732**	**451**	**458**	**409**	**408**	**427**
		NC	**3 826 355**	**2 823 228**	**2 608 668**	**2 733 837**	**2 781 050**	**717**	**565**	**549**	**546**	**546**
Australia	Logs	All	2 734 [I]	3 606 [I]	2 926 [I]	1 841 [I]	1 348 [I]	416	430	553	471	443
		C	2 196 [CB]	2 411 [CB]	1 739 [CB]	1 518 [CB]	83 [C]	356	432	443	491	118
		NC	538 [C]	1 195 [CB]	1 187 [CB]	323 [CB]	1 265 [C]	1 309	426	869	392	541
	Sawn	All	362 959 [I]	324 047 [I]	294 643 [I]	284 626 [I]	276 304 [I]	520	427	428	458	439
		C	283 781 [C]	258 394 [C]	234 091	223 630	223 511	453	371	374	397	397
		NC	79 178 [C]	65 653 [C]	60 551 [C]	60 996 [C]	52 793 [C]	1 115	1 041	980	1 056	792
	Ven	All	18 377 [I]	22 098 [I]	17 208 [I]	16 314	12 651 [I]	2 086	1 635	1 466	1 121	2 021
		C	4 004 [CB]	3 962 [CB]	1 389 [C]	1 095	599 [CB]	1 582	751	651	421	1 128
		NC	14 373 [C]	18 136 [C]	15 819	15 220	12 052 [C]	2 288	2 200	1 646	1 273	2 104
	Ply	All	216 760 [I]	196 343 [I]	182 222 [I]	209 813 [I]	190 848 [I]	729	676	634	691	705
		C	68 906 [C]	65 831 [C]	76 135 [C]	81 124 [C]	62 228 [C]	585	518	504	535	525
		NC	147 854 [C]	130 512 [C]	106 087	128 689	128 620	824	799	778	846	846
China	Logs	All	11 855 350 [I]	7 993 347 [I]	8 524 959 [I]	9 914 848 [I]	10 982 790 [I]	232	162	165	179	184
		C	5 457 213 [*]	3 599 054 [C]	4 380 000 [*]	5 140 483 [C]	5 783 790 [*]	153	103	120	134	139
		NC	6 398 134 [*]	4 394 293 [C]	4 144 959 [*]	4 774 366 [C]	5 199 000 [*]	415	303	273	280	287
	Sawn	All	7 412 521 [I]	7 500 045 [I]	8 118 593 [I]	10 066 150 [I]	10 136 260 [I]	311	282	253	269	276
		C	3 167 913 [*]	3 401 518 [C]	3 777 200 [*]	4 876 869 [C]	5 000 880 [*]	218	195	175	195	201
		NC	4 244 608 [G]	4 098 527 [C]	4 341 393 [*]	5 189 284 [C]	5 135 380 [*]	458	447	411	420	433
	Ven	All	183 903 [I]	162 242 [I]	167 394 [I]	156 954 [I]	156 954 [X]	187	163	176	213	213
		C	13 047 [C]	12 906 [C]	12 250 [*]	13 654 [C]	13 654 [X]	626	472	250	189	189
		NC	170 855 [C]	149 337 [C]	155 144 [*]	143 300 [C]	143 300 [X]	177	154	172	216	216
	Ply	All	131 846 [I]	121 000 [I]	138 222 [I]	144 579 [I]	169 041 [I]	771	745	671	829	757
		C	26 503 [C]	23 388 [C]	19 747 [*]	10 919 [C]	35 381 [CB]	559	771	637	606	529
		NC	105 343 [C]	97 612 [C]	118 475 [*]	133 660 [C]	133 660 [X]	852	739	677	855	855
(Hong Kong S.A.R.)	Logs	All	211 554 [I]	83 406 [I]	30 733 [I]	22 958 [I]	6 058 [I]	865	766	780	2 454	237
		C	5 667 [CB]	4 536 [CB]	1 993 [CB]	209 [CBI]	2 984 [CBI]	94	123	139	89	152
		NC	205 887 [C]	78 870 [C]	28 740 [C]	22 749 [C]	3 075 [C]	1 116	1 096	1 148	3 247	514
	Sawn	All	132 849 [C]	79 769 [C]	51 374 [I]	44 374 [C]	26 600 [I]	484	444	305	351	343
		C	31 825 [C]	28 708 [C]	28 068 [C]	19 939 [C]	18 382 [C]	264	237	212	220	275
		NC	101 024 [C]	51 062 [C]	23 306 [C]	24 435 [C]	8 217 [C]	658	877	646	680	774
	Ven	All	12 900 [I]	4 468 [I]	5 878 [I]	3 931 [I]	2 519 [I]	4 335	3 529	5 220	4 870	4 009
		C	756 [CB]	44 [C]	123 [C]	50 [C]	38 [C]	1 691	3 059	6 956	4 675	1 085
		NC	12 145 [C]	4 425 [CB]	5 755 [CB]	3 881 [CB]	2 481 [C]	4 803	3 534	5 193	4 872	4 182
	Ply	All	122 711 [I]	117 214 [I]	110 393 [I]	153 583 [I]	132 126 [I]	561	534	477	650	718
		C	18 942 [CB]	17 713 [CB]	16 986 [CB]	11 115 [CBI]	5 923 [CB]	477	476	367	342	377
		NC	103 768 [CB]	99 501 [CB]	93 407 [CB]	142 468 [CB]	126 203 [CB]	580	546	505	699	750
(Macao S.A.R.)	Logs	All	0 [C]	3 [I]	0 [I]	4 [I]	0 [C]	--	2 941	365	1 284	--
		C	0 [C]	0 [C]	0 [C]	0 [C]	0 [C]	--	--	--	--	--
		NC	0 [C]	3 [CB]	0 [CB]	4 [CB]	0 [C]	--	2 941	365	1 284	--
	Sawn	All	4 987 [CB]	21 677 [CB]	4 899 [I]	1 801 [I]	2 059 [I]	348	749	478	337	304
		C	3 741 [CB]	3 847 [CB]	1 558 [CB]	986 [CB]	1 615 [CB]	333	295	257	270	273
		NC	1 246 [CB]	17 830 [CB]	3 341 [CB]	815 [CB]	444 [CB]	400	1 121	798	482	522
	Ven	All	4 [I]	12 [I]	5 [I]	0 [I]	0 [I]	7 593	6 800	16 583	--	--
		C	0 [C]	0 [X]	0 [X]	0 [X]	0 [X]	--	--	--	--	--
		NC	4 [CB]	12 [C]	5 [CB]	0 [C]	0 [C]	7 593	6 800	16 583	--	--
	Ply	All	16 952 [I]	34 134 [I]	18 010 [I]	18 452 [I]	17 671 [I]	542	868	723	662	630
		C	465 [CB]	2 558 [C]	1 606 [C]	58 [CB]	795 [C]	475	524	480	280	456
		NC	16 487 [CB]	31 577 [CB]	16 404 [CB]	18 394 [CB]	16 876 [CB]	544	917	761	665	641
(Taiwan Province of China)	Logs	All	231 677 [I]	133 449 [I]	122 281 [I]	92 138 [I]	92 138 [X]	291	239	215	234	234
		C	35 850 [CB]	31 081 [CB]	33 105 [CB]	23 526 [CB]	23 526 [X]	124	140	135	129	129
		NC	195 827 [C]	102 368 [C]	89 176 [C]	68 613 [C]	68 613 [X]	387	304	275	324	324
	Sawn	All	391 327 [C]	343 316 [C]	283 545 [C]	322 539 [I]	310 707 [I]	304	269	253	261	286
		C	240 511 [C]	221 211 [C]	183 960 [C]	219 715 [C]	207 883 [CB]	266	228	209	222	247
		NC	150 817 [C]	122 104 [C]	99 585 [C]	102 824 [C]	102 824 [X]	396	402	410	417	417
	Ven	All	110 451 [I]	114 526 [I]	93 943 [I]	97 933 [I]	96 018 [I]	540	500	473	472	519
		C	9 518 [CB]	13 602 [CB]	10 177 [CB]	12 743 [CB]	10 827 [CB]	399	411	355	321	639
		NC	100 933 [C]	100 924 [C]	83 766 [C]	85 190 [C]	85 190 [X]	558	515	492	507	507
	Ply	All	398 923 [I]	329 435 [I]	294 986 [I]	257 834 [I]	263 212 [I]	515	491	448	409	439
		C	80 193 [C]	73 743 [C]	63 031 [C]	71 747 [CB]	77 126 [CB]	360	358	342	318	398
		NC	318 730 [CB]	255 693 [CB]	231 955 [CB]	186 086 [C]	186 086 [X]	577	550	490	459	459
Japan	Logs	All	1 043 316	797 025	823 760 [I]	775 294 [I]	736 621 [I]	251	231	226	237	238
		C	902 549	674 907	710 824	691 046	652 316 [Ci]	236	213	210	225	225
		NC	140 767	122 118	112 936 [C]	84 248 [C]	84 305	427	425	428	443	444
	Sawn	All	2 539 999	2 087 624	2 163 353 [C]	2 238 339 [I]	1 992 968 [I]	407	348	343	354	316
		C	2 262 297	1 850 293	1 950 156 [C]	2 033 685	1 857 491 [CB]	378	321	320	332	304
		NC	277 702	237 331	213 197 [C]	204 654 [C]	135 477 [CB]	1 072	1 046	989	1 025	659
	Ven	All	150 238 [I]	114 992 [I]	151 958 [I]	157 438 [I]	160 185 [I]	536	533	521	477	423
		C	89 791	58 345 [C]	83 948 [C]	100 469 [C]	126 829 [CB]	368	320	336	337	352
		NC	60 447 [C]	56 647 [C]	68 010 [C]	56 969	33 356 [C]	1 674	1 699	1 622	1 779	1 835
	Ply	All	2 568 624 [I]	1 657 482 [I]	1 419 788 [I]	1 451 775 [I]	1 507 011 [I]	736	574	512	500	497
		C	49 843	43 662	76 362	68 222	67 639 [CB]	514	514	585	610	539
		NC	2 518 781 [I]	1 613 820 [I]	1 343 425 [I]	1 383 553 [I]	1 439 372 [X]	742	576	509	496	496

Exports Value (1000$)					Exports Unit Value ($/m³)							
2014	2015	2016	2017	2018	2014	2015	2016	2017	2018	Species	Product	Country
1 784 873	**1 733 085**	**2 171 853**	**2 925 887**	**3 510 008**	**90**	**93**	**103**	**117**	**120**	**All**	**Logs**	**Asia-Pacific**
1 693 536	**1 658 218**	**2 053 826**	**2 768 981**	**3 321 834**	**87**	**90**	**100**	**114**	**117**	**C**		
91 337	**74 867**	**118 026**	**156 906**	**188 173**	**342**	**185**	**209**	**186**	**191**	**NC**		
1 166 729	**968 668**	**975 262**	**1 015 827**	**980 629**	**414**	**368**	**379**	**389**	**383**	**All**	**Sawn**	
851 576	**760 007**	**775 895**	**805 612**	**808 415**	**370**	**334**	**347**	**344**	**348**	**C**		
315 153	**208 661**	**199 367**	**210 216**	**172 214**	**613**	**584**	**588**	**782**	**724**	**NC**		
410 198	**404 021**	**406 108**	**495 203**	**485 878**	**878**	**874**	**920**	**906**	**893**	**All**	**Ven**	
100 596	**100 147**	**106 195**	**79 346**	**80 612**	**483**	**517**	**572**	**395**	**402**	**C**		
309 602	**303 874**	**299 912**	**415 857**	**405 266**	**1 195**	**1 132**	**1 173**	**1 203**	**1 180**	**NC**		
5 854 522	**5 544 996**	**5 667 562**	**5 249 323**	**5 526 523**	**641**	**539**	**557**	**472**	**583**	**All**	**Ply**	
989 508	**836 673**	**650 621**	**505 508**	**525 702**	**480**	**478**	**393**	**380**	**473**	**C**		
4 865 014	**4 708 322**	**5 016 941**	**4 743 815**	**5 000 821**	**688**	**551**	**589**	**484**	**597**	**NC**		
293 082 [I]	291 954 [C]	410 945 [I]	610 685 [I]	433 104 [I]	111	89	97	121	89	All	Logs	Australia
249 293 [C]	245 836 [C]	351 715 [CB]	522 195 [CB]	329 983 [CI]	102	82	90	118	79	C		
43 789 [CB]	46 118 [C]	59 231 [C]	88 491 [CB]	103 121 [CB]	215	145	166	138	146	NC		
96 545 [I]	78 945 [C]	80 472 [I]	81 594 [I]	56 029 [I]	237	227	257	281	288	All	Sawn	
71 256 [C]	62 228 [C]	55 707 [C]	51 289 [C]	34 975 [C]	197	210	207	210	234	C		
25 289 [CI]	16 717 [C]	24 765 [CB]	30 305 [CB]	21 054 [C]	575	325	561	659	469	NC		
25 906 [I]	26 546 [I]	30 411 [I]	34 768 [I]	34 790 [I]	2 424	2 392	1 911	2 200	2 199	All	Ven	
1 184 [C]	718 [C]	1 643 [C]	234 [C]	256 [C]	1 577	1 649	918	921	926	C		
24 722 [CB]	25 828 [CB]	28 768 [CB]	34 534 [CB]	34 534 [X]	2 488	2 422	2 037	2 221	2 221	NC		
2 160 [I]	2 898 [I]	3 526 [I]	4 497 [I]	4 463 [I]	534	446	383	525	853	All	Ply	
729 [CB]	610 [CBI]	545 [CB]	415 [CB]	934 [CB]	333	500	425	342	543	C		
1 431 [CB]	2 288 [CB]	2 981 [C]	4 081 [C]	3 529 [C]	770	434	376	555	1 006	NC		
8 907 [I]	4 701 [I]	30 636 [I]	31 362 [I]	30 992 [I]	406	227	201	321	307	All	Logs	China
1 134 [CB]	561 [CB]	843 [CB]	1 162 [CBI]	793 [CB]	122	133	100	232	95	C		
7 773 [C]	4 140 [C]	29 793 [C]	30 199 [C]	30 199 [X]	613	251	207	326	326	NC		
294 815 [I]	205 244 [I]	210 090 [I]	202 096 [I]	202 096 [X]	608	590	571	719	719	All	Sawn	
105 700 [G]	75 911 [C]	78 240 [*]	71 003 [C]	71 003 [X]	755	666	652	621	621	C		
189 115 [C]	129 332 [C]	131 850 [CB]	131 093 [C]	131 093 [X]	549	553	532	786	786	NC		
315 573 [I]	321 855 [I]	323 557 [I]	405 687 [I]	405 687 [X]	1 053	1 029	1 100	1 064	1 064	All	Ven	
61 864 [CB]	65 171 [CB]	71 297 [CB]	43 642 [CB]	43 642 [X]	1 068	1 092	1 250	792	792	C		
253 708 [C]	256 683 [C]	252 261 [C]	362 045 [C]	362 045 [X]	1 049	1 014	1 064	1 110	1 110	NC		
5 731 808 [I]	5 415 309 [I]	5 542 766 [I]	5 114 262 [I]	5 426 189 [I]	639	536	556	469	583	All	Ply	
940 784 [C]	780 698 [C]	579 425 [CBI]	426 454 [CBI]	451 780 [C]	475	478	385	367	472	C		
4 791 024 [G]	4 634 610 [C]	4 963 341 [C]	4 687 808 [C]	4 974 409 [C]	686	548	587	481	596	NC		
105 [I]	1 493 [I]	192 [I]	96 [I]	777 [I]	486	351	411	201	173	All	Logs	(Hong Kong S.A.R.)
8 [C]	3 [CB]	54 [C]	76 [C]	223 [C]	103	86	327	212	65	C		
97 [CBI]	1 490 [CBI]	137 [CBI]	20 [CBI]	554 [CB]	696	353	458	167	525	NC		
77 913 [C]	41 118 [C]	20 559 [C]	21 540 [C]	6 811 [I]	688	773	698	843	434	All	Sawn	
5 457 [C]	4 035 [C]	1 581 [C]	1 119 [C]	2 414 [C]	316	294	300	284	257	C		
72 456 [C]	37 083 [C]	18 978 [C]	20 421 [C]	4 397 [C]	756	940	784	945	698	NC		
11 337 [I]	2 926 [I]	3 127 [I]	2 981 [I]	1 712 [I]	4 625	4 410	5 131	4 427	3 824	All	Ven	
5 [C]	178 [C]	0 [C]	72 [C]	32 [C]	2 078	7 796	349	682	595	C		
11 332 [C]	2 748 [C]	3 127 [C]	2 908 [C]	1 680 [C]	4 628	4 289	5 132	5 125	4 258	NC		
19 203 [I]	21 462 [I]	13 251 [I]	10 752 [I]	10 344 [I]	693	614	593	601	716	All	Ply	
6 072 [CBI]	6 804 [CBI]	3 935 [CBI]	2 909 [CB]	5 243 [CB]	546	504	457	418	535	C		
13 132 [C]	14 658 [C]	9 316 [C]	7 843 [C]	5 101 [C]	791	684	679	718	1 097	NC		
0 [C]	0 [I]	0 [I]	0 [I]	0 [X]	--	--	114	343	343	All	Logs	(Macao S.A.R.)
0 [C]	0 [C]	0 [X]	0	0 [X]	--	--	--	--	--	C		
0 [C]	0 [X]	0 [CB]	0 [CB]	0 [X]	--	--	114	343	343	NC		
20 [CB]	39 [CB]	45 [I]	7 [I]	7 [X]	558	398	396	544	544	All	Sawn	
4 [CB]	27 [CB]	0 [CB]	0 [CB]	0 [X]	327	338	220	245	245	C		
16 [CB]	12 [CB]	45 [CB]	7 [CB]	7 [X]	664	678	396	550	550	NC		
45 [I]	45 [X]	45 [X]	0 [I]	0 [I]	1 932	1 932	1 932	--	--	All	Ven	
45 [CB]	45 [X]	45 [X]	0 [I]	0 [I]	1 932	1 932	1 932	--	--	C		
0 [C]	0 [X]	0 [X]	0 [I]	0 [I]	--	--	--	--	--	NC		
25 [CB]	98 [I]	56 [I]	0 [I]	7 [I]	676	348	930	557	798	All	Ply	
6 [CB]	44 [C]	0 [CB]	0 [CB]	0 [X]	549	476	487	500	500	C		
19 [CB]	54 [C]	56 [CB]	0 [CB]	7 [CB]	730	285	930	1 299	799	NC		
34 067 [C]	16 156 [C]	20 081 [I]	20 637 [I]	16 742 [I]	855	657	800	914	927	All	Logs	(Taiwan Province of China)
972 [C]	621 [C]	1 350 [C]	1 204 [C]	73 [CB]	472	555	1 142	736	762	C		
33 095 [C]	15 535 [C]	18 731 [C]	19 433 [C]	16 668 [I]	876	661	783	928	928	NC		
35 346 [I]	22 862 [I]	21 428 [I]	27 369 [I]	16 734 [I]	1 405	1 254	1 150	909	925	All	Sawn	
14 190 [C]	4 863 [C]	5 968 [C]	7 608 [C]	7 608 [X]	1 492	1 366	1 212	1 471	1 471	C		
21 156 [C]	17 999 [C]	15 461 [C]	19 761 [C]	9 126 [CB]	1 351	1 226	1 128	792	706	NC		
14 152 [I]	14 809 [I]	13 035 [I]	11 432 [I]	6 271 [I]	3 263	3 732	3 350	3 603	5 163	All	Ven	
1 452 [C]	2 177 [C]	1 971 [C]	543 [C]	2 077 [CB]	4 358	3 839	3 569	3 117	21 623	C		
12 700 [CB]	12 633 [CB]	11 064 [CB]	10 890 [CB]	4 193 [CB]	3 172	3 714	3 314	3 632	3 749	NC		
50 345 [I]	48 262 [I]	31 069 [I]	37 470 [I]	10 384 [I]	786	1 068	999	1 443	935	All	Ply	
1 451 [CBI]	1 346 [CBI]	480 [CB]	1 142 [CBI]	453 [CB]	578	534	415	1 048	568	C		
48 895 [CBI]	46 916 [CBI]	30 589 [CBI]	36 328 [CB]	9 930 [CB]	794	1 099	1 021	1 460	963	NC		
65 162 [I]	77 814 [C]	77 956 [I]	122 025 [I]	122 027	125	113	120	126	126	All	Logs	Japan
63 862	75 334 [C]	71 094	113 700	113 700	123	110	110	118	118	C		
1 300 [C]	2 480 [C]	6 862 [C]	8 325 [C]	8 327	437	479	1 114	1 044	1 041	NC		
30 185 [I]	27 006 [C]	34 522	48 020	26 989 [I]	451	445	395	369	312	All	Sawn	
27 158	23 806 [C]	30 050	43 228	22 198 [C]	424	417	359	342	269	C		
3 027 [C]	3 200 [C]	4 472	4 791	4 791	1 024	901	1 221	1 312	1 198	NC		
5 849 [I]	5 011 [I]	4 550 [I]	4 164 [I]	1 438 [I]	9 933	11 257	7 004	10 423	15 662	All	Ven	
283 [C]	135 [C]	997 [CB]	327 [C]	78 [C]	8 640	3 777	3 406	9 778	29 021	C		
5 566 [C]	4 876 [C]	3 553	3 837	1 360 [C]	10 009	11 910	9 953	10 482	15 261	NC		
4 999 [I]	17 790	42 142	52 767	52 857 [I]	595	414	450	464	460	All	Ply	
1 139 [C]	15 426	39 220	48 611	48 611	475	376	431	440	438	C		
3 859 [I]	2 364	2 923	4 156	4 246 [C]	643	1 182	1 095	1 285	1 057	NC		

Table 1-2-a. Trade of All Timber by ITTO Consumers - Value (1000$ and $/m³)

Country	Product	Species	Imports Value (1000$) 2014	2015	2016	2017	2018	Imports Unit Value ($/m³) 2014	2015	2016	2017	2018
Korea, Rep. of	Logs	All	612 257 [I]	593 769 [I]	578 027 [I]	585 300 [I]	369 216 [I]	109	111	97	135	78
		C	554 649 [CB]	534 281 [C]	523 540 [C]	537 230 [C]	321 146 [CB]	103	103	90	128	70
		NC	57 608 [C]	59 487 [C]	54 487	48 069 [C]	48 069 [X]	287	332	315	351	351
	Sawn	All	639 640 [I]	652 352 [I]	615 490 [I]	422 016 [I]	564 966 [I]	338	365	291	261	281
		C	513 574 [C]	525 273 [C]	499 634 [C]	310 087 [C]	460 065 [CB]	298	323	257	211	246
		NC	126 066 [C]	127 079 [C]	115 856 [C]	111 929 [C]	104 901	739	786	665	762	763
	Ven	All	125 997 [I]	127 981 [I]	114 335 [I]	97 875 [I]	97 792 [I]	667	622	576	616	677
		C	21 534 [C]	20 954 [C]	21 451 [C]	21 775 [C]	21 691	366	311	312	373	495
		NC	104 463 [C]	107 027 [C]	92 885 [C]	76 101 [C]	76 101 [X]	804	774	715	757	757
	Ply	All	748 587 [I]	740 198 [I]	842 205 [I]	888 765 [I]	888 765 [X]	653	498	551	519	519
		C	151 545 [CB]	166 398 [CB]	166 767 [CB]	172 164 [CB]	172 164 [X]	465	461	349	363	363
		NC	597 042 [C]	573 800 [C]	675 438 [C]	716 601 [C]	716 601 [X]	728	510	642	578	578
New Zealand	Logs	All	4 236 [I]	2 041 [I]	1 658 [I]	4 943 [I]	2 875 [I]	1 045	924	1 087	654	346
		C	11	30	8 [C]	249 [C]	249 [X]	592	610	301	554	554
		NC	4 225 [C]	2 011 [C]	1 651 [C]	4 694 [C]	2 626 [C]	1 047	931	1 100	661	334
	Sawn	All	49 455	57 892	65 845	75 039 [I]	76 678 [I]	1 028	831	873	1 082	899
		C	24 552	35 963	40 119	42 739 [C]	42 739 [X]	932	712	988	1 021	1 021
		NC	24 903	21 929	25 726	32 300 [C]	33 939 [C]	1 144	1 145	739	1 175	780
	Ven	All	1 535 [I]	777 [I]	717 [I]	1 380 [I]	1 373 [I]	6 382	3 293	3 942	2 931	3 510
		C	35 [C]	18 [C]	31 [C]	54 [C]	55 [C]	10 217	3 149	10 538	2 587	1 953
		NC	1 500 [C]	760 [C]	685 [CB]	1 326 [CB]	1 318 [CB]	6 327	3 296	3 832	2 947	3 632
	Ply	All	33 153	32 111	34 877 [I]	37 074 [I]	55 108 [I]	278	252	334	573	661
		C	14 803	11 397	11 400 [CB]	12 689 [CB]	21 476 [C]	249	361	360	365	533
		NC	18 350	20 714	23 477	24 386 [CB]	33 632 [C]	307	216	323	816	781
EU 28	**Logs**	**All**	**4 692 273**	**3 614 260**	**3 612 563**	**3 722 301**	**4 320 932**	**86**	**70**	**67**	**70**	**75**
		C	**2 908 276**	**2 319 368**	**2 374 138**	**2 438 499**	**2 849 353**	**87**	**70**	**68**	**69**	**74**
		NC	**1 783 997**	**1 294 892**	**1 238 425**	**1 283 802**	**1 471 579**	**84**	**70**	**67**	**73**	**76**
	Sawn	**All**	**11 570 760**	**9 864 375**	**10 243 558**	**10 863 596**	**12 685 812**	**329**	**270**	**266**	**261**	**284**
		C	**8 598 761**	**7 200 430**	**7 385 272**	**8 027 576**	**9 622 828**	**281**	**226**	**220**	**217**	**244**
		NC	**2 971 997**	**2 663 945**	**2 858 286**	**2 836 019**	**3 062 983**	**645**	**575**	**588**	**612**	**577**
	Ven	**All**	**1 275 823**	**1 135 446**	**1 256 679**	**1 349 882**	**1 468 138**	**1 252**	**1 037**	**1 058**	**1 030**	**1 147**
		C	**121 944**	**107 366**	**118 016**	**122 262**	**126 381**	**835**	**692**	**743**	**719**	**831**
		NC	**1 153 879**	**1 028 080**	**1 138 663**	**1 227 620**	**1 341 757**	**1 321**	**1 094**	**1 107**	**1 077**	**1 190**
	Ply	**All**	**4 010 655**	**3 543 291**	**3 544 465**	**4 001 284**	**4 700 816**	**605**	**521**	**496**	**529**	**631**
		C	**1 185 451**	**1 048 901**	**975 417**	**1 103 163**	**1 235 755**	**479**	**415**	**391**	**427**	**515**
		NC	**2 825 205**	**2 494 390**	**2 569 048**	**2 898 120**	**3 465 061**	**680**	**584**	**553**	**582**	**686**
Austria	Logs	All	761 210 [I]	636 821	706 764 [I]	714 778 [I]	719 727 [I]	99	83	70	67	71
		C	625 446 [C]	531 216	621 024 [C]	619 619 [C]	638 321 [CB]	100	84	73	68	70
		NC	135 764	105 605	85 741 [CB]	95 159 [C]	81 406 [CB]	96	79	56	63	81
	Sawn	All	595 023 [I]	511 213 [I]	541 927 [I]	557 910 [I]	640 177 [I]	263	268	241	280	265
		C	463 333 [CB]	390 778 [CB]	401 418 [CB]	419 529 [CB]	506 635 [CB]	220	225	195	231	235
		NC	131 690	120 435	140 509	138 381	133 541 [CB]	820	712	732	772	513
	Ven	All	94 148	91 263 [I]	105 888	122 327	112 988 [I]	2 127	1 790	1 984	2 110	2 293
		C	11 410	10 417	11 417	11 721	11 550 [CB]	904	713	783	803	1 456
		NC	82 738	80 846 [E2]	94 471	110 606	101 438 [CB]	2 614	2 223	2 435	2 550	2 453
	Ply	All	118 608	111 868 [I]	114 457 [E2]	147 360 [E8]	147 360 [X]	743	590	632	634	634
		C	46 553	56 045 [E2]	52 257 [E2]	67 279 [E8]	67 279 [X]	575	486	538	539	539
		NC	72 055	55 823	62 200 [E2]	80 081 [E8]	80 081 [X]	918	752	742	744	744
Belgium	Logs	All	294 628 [C]	218 895 [C]	226 656 [C]	270 049 [I]	285 196 [I]	66	54	58	65	61
		C	138 676 [C]	103 091 [C]	112 471 [C]	125 275 [C]	140 422 [C]	64	50	58	72	64
		NC	155 952 [C]	115 803 [C]	114 185 [C]	144 774 [C]	144 774 [X]	68	59	59	59	59
	Sawn	All	851 281 [C]	730 150 [C]	759 335 [C]	773 279 [I]	877 543 [I]	361	311	302	311	303
		C	514 537 [C]	426 772 [C]	415 318 [C]	475 544 [C]	527 636 [C]	271	225	209	231	236
		NC	336 744 [C]	303 379 [C]	344 016 [C]	297 735 [F]	349 907 [C]	732	670	650	692	526
	Ven	All	51 900 [I]	39 688 [I]	48 823 [I]	52 583 [I]	58 044 [I]	2 256	2 274	2 136	780	1 359
		C	2 342 [C]	2 336 [C]	2 168 [C]	1 981 [C]	2 199 [C]	1 185	1 213	2 340	1 431	962
		NC	49 558 [C]	37 351 [C]	46 655 [C]	50 601 [C]	55 845 [C]	2 356	2 406	2 128	767	1 382
	Ply	All	278 048 [I]	233 595 [I]	225 409 [I]	247 913 [I]	276 198 [I]	503	446	393	556	543
		C	74 488 [C]	68 771 [C]	56 992 [C]	68 110 [C]	101 223 [C]	361	333	263	460	441
		NC	203 560 [C]	164 823 [C]	168 417 [C]	179 803 [C]	174 975 [C]	587	520	472	604	627
Bulgaria	Logs	All	2 660	1 486 [I]	1 451 [I]	1 517 [I]	1 777 [I]	83	66	92	77	64
		C	1 722	559 [C]	493 [C]	592 [C]	543 [CB]	208	125	132	106	150
		NC	938	927 [CB]	958 [CB]	925 [CB]	1 234 [CB]	40	51	79	65	51
	Sawn	All	8 397 [I]	9 084 [I]	10 323 [I]	10 856 [C]	11 942 [I]	279	215	237	266	295
		C	2 229	2 834	2 596 [C]	2 952 [C]	3 762 [CB]	320	178	234	235	280
		NC	6 168 [C]	6 251 [C]	7 726 [C]	7 905 [C]	8 180 [CB]	267	237	238	280	303
	Ven	All	11 897 [I]	11 304 [I]	12 712 [I]	15 104 [I]	13 498 [I]	367	329	303	391	436
		C	146 [C]	112 [CB]	75 [CB]	273 [CB]	138 [CB]	1 976	772	694	1 049	922
		NC	11 751 [C]	11 193 [C]	12 637	14 832	13 360 [CB]	363	327	302	387	433
	Ply	All	21 171 [I]	18 298 [I]	21 453 [I]	24 179 [I]	32 115 [I]	428	348	371	385	427
		C	2 326 [C]	926 [C]	594 [C]	286 [C]	98 [CB]	475	376	378	501	564
		NC	18 845 [C]	17 372 [C]	20 859 [C]	23 892 [CB]	32 018 [CB]	423	347	371	384	427
Croatia	Logs	All	1 847	5 919 [C]	7 576 [C]	7 670 [I]	18 067 [I]	269	115	106	135	112
		C	127	1 620 [C]	2 969 [C]	1 536	5 002 [C]	372	68	74	106	74
		NC	1 720	4 299 [C]	4 607 [C]	6 134 [C]	13 065 [C]	264	154	147	145	141
	Sawn	All	81 406	99 643 [I]	89 028	114 749	140 568 [I]	235	241	237	259	262
		C	64 794	74 626	65 179	75 463	89 166 [C]	205	205	199	205	211
		NC	16 613	25 017 [CB]	23 849	39 286	51 402 [C]	566	502	497	531	450
	Ven	All	6 863	6 100	8 342	10 039	14 343 [I]	1 558	1 272	1 271	1 427	1 561
		C	1 029	1 093	1 850	2 008	2 747 [C]	1 134	1 020	954	967	908
		NC	5 834	5 007	6 492	8 030	11 596 [C]	1 668	1 344	1 404	1 619	1 882
	Ply	All	16 418 [I]	15 246 [I]	14 897	17 634	26 834 [I]	513	552	582	630	685
		C	4 668	4 126 [I]	6 343	7 057	7 057 [X]	688	413	596	655	655
		NC	11 750 [C]	11 121 [C]	8 555	10 578	19 777 [C]	466	631	571	615	696

Exports Value (1000$)					Exports Unit Value ($/m³)							
2014	2015	2016	2017	2018	2014	2015	2016	2017	2018	Species	Product	Country
810 I	85 I	156 I	1 244 I	1 244 I	778	238	134	90	90	All	Logs	Korea, Rep. of
85 CB	29 CB	79 C	898 CB	898 X	100	93	73	73	73	C		
725	56 C	76 C	346	346	3 909	1 289	989	237	237	NC		
12 470 I	18 148 I	23 022 I	21 994 I	20 600 I	957	913	954	898	928	All	Sawn	
10 273	17 033	21 932	20 105	20 105	1 037	927	954	934	934	C		
2 197 C	1 115 C	1 090 C	1 888 C	495 CB	701	734	963	637	735	NC		
1 728	1 733	1 733	2 876	2 876	6 231	5 230	5 230	12 728	12 728	All	Ven	
188	804	804	1 443	1 443	4 234	10 979	10 979	9 375	9 375	C		
1 539	929	929	1 432	1 432	6 613	3 598	3 598	19 894	19 894	NC		
5 519	6 775	6 775	3 370 I	3 370 I	1 485	1 645	1 645	946	946	All	Ply	
586	150	150	302	302	1 617	1 176	1 176	996	996	C		
4 933	6 624	6 624	3 068 C	3 068 X	1 470	1 661	1 661	942	942	NC		
1 382 740 I	1 340 882 I	1 631 886	2 139 838 I	2 905 122 I	83	91	102	113	124	All	Logs	New Zealand
1 378 182 *	1 335 834 C	1 628 691	2 129 746 C	2 876 164 I	83	91	102	113	124	C		
4 558	5 048	3 195	10 092 CBI	28 958 C	481	134	92	124	185	NC		
619 436	575 307	585 123 I	613 207 I	651 362 I	363	322	337	336	335	All	Sawn	
617 538	572 104	582 418	611 258 C	650 111 I	363	322	337	335	335	C		
1 897	3 203	2 705 C	1 949 C	1 251 C	245	247	645	696	567	NC		
35 609 I	31 096 I	29 650 I	33 296 I	33 106 I	239	234	235	229	228	All	Ven	
35 573	30 919	29 439	33 085 C	33 085 X	238	232	234	228	228	C		
35 C	177 C	210 I	210 X	21 C	3 527	2 687	2 254	2 254	3 292	NC		
40 463 I	32 402 I	27 977 I	26 204 I	18 909 I	622	523	541	533	598	All	Ply	
38 742	31 594	26 866	25 674 C	18 379 C	620	522	540	532	599	C		
1 721 I	808 I	1 111 I	530 I	530 X	672	537	581	581	581	NC		
3 667 680	**2 819 282**	**2 801 921**	**3 179 548**	**3 516 099**	**91**	**77**	**75**	**80**	**83**	**All**	**Logs**	**EU 28**
2 236 628	**1 751 171**	**1 771 616**	**2 027 625**	**2 267 224**	**85**	**72**	**69**	**73**	**77**	**C**		
1 431 052	**1 068 111**	**1 030 305**	**1 151 923**	**1 248 875**	**102**	**87**	**88**	**97**	**97**	**NC**		
14 905 672	**12 620 332**	**12 786 156**	**14 112 169**	**14 864 316**	**286**	**247**	**238**	**252**	**268**	**All**	**Sawn**	
12 416 802	**10 268 243**	**10 359 945**	**11 451 571**	**12 018 181**	**265**	**225**	**215**	**227**	**243**	**C**		
2 488 870	**2 352 088**	**2 426 212**	**2 660 597**	**2 846 135**	**472**	**431**	**448**	**474**	**475**	**NC**		
1 059 438	**919 611**	**970 373**	**1 069 267**	**1 191 498**	**1 479**	**1 275**	**1 298**	**1 422**	**1 632**	**All**	**Ven**	
108 674	**90 276**	**98 380**	**103 592**	**108 713**	**912**	**748**	**843**	**959**	**1 056**	**C**		
950 764	**829 335**	**871 993**	**965 675**	**1 082 784**	**1 592**	**1 380**	**1 382**	**1 500**	**1 727**	**NC**		
3 113 342	**2 731 785**	**2 853 784**	**3 269 130**	**3 562 735**	**787**	**689**	**660**	**705**	**770**	**All**	**Ply**	
1 149 897	**959 069**	**944 242**	**1 071 043**	**1 117 201**	**641**	**551**	**534**	**554**	**591**	**C**		
1 963 445	**1 772 716**	**1 909 542**	**2 198 087**	**2 445 534**	**909**	**798**	**748**	**813**	**893**	**NC**		
91 096 I	84 985 I	90 363 I	88 529 I	110 053 I	125	100	89	83	103	All	Logs	Austria
68 511	64 251 C	64 752 C	61 637 C	74 201 CB	113	87	76	71	88	C		
22 585 C	20 733 C	25 611 C	26 892 C	35 851 CB	186	177	147	136	163	NC		
1 425 941 I	1 239 019 I	1 283 469 I	1 370 422 I	1 311 114 I	260	259	225	240	250	All	Sawn	
1 322 436 C	1 143 699 C	1 181 510 C	1 258 827 C	1 206 434 CB	250	247	214	227	238	C		
103 506 C	95 320 C	101 959 C	111 595 C	104 680 CB	580	609	612	629	594	NC		
55 188 I	49 144 I	49 006 I	59 186 I	58 293 I	4 046	3 647	3 552	3 786	3 692	All	Ven	
7 617 C	6 323 C	5 850	6 496	5 604 CB	4 479	3 724	2 928	2 973	2 397	C		
47 571 C	42 821 C	43 156 C	52 690 C	52 690 X	3 985	3 636	3 658	3 918	3 918	NC		
291 408	213 606	234 538 E2	254 968 E8	254 968 X	843	715	690	730	730	All	Ply	
234 459	170 310	191 981 E2	208 705 E8	208 705 X	768	644	624	660	660	C		
56 949	43 296	42 556 E2	46 263 E8	46 263 X	1 409	1 263	1 319	1 395	1 395	NC		
207 518 C	185 379 C	157 758 C	177 496 I	163 978 I	168	143	145	134	139	All	Logs	Belgium
71 599 C	54 771 C	42 541 C	82 203 C	78 706 C	125	92	93	136	132	C		
135 919 C	130 609 C	115 217 C	95 293 CB	85 272 CB	206	185	184	133	146	NC		
563 597 C	525 522 I	565 879 I	568 366 I	664 941 I	457	398	401	357	331	All	Sawn	
294 243 C	253 624 C	263 318 C	298 765 C	346 848 C	332	274	278	234	217	C		
269 354 C	271 898 C	302 560 C	269 601 C	318 093 C	778	688	654	859	778	NC		
17 646 I	13 165 I	20 285 I	19 722 I	22 949 I	2 149	2 804	1 961	1 988	2 239	All	Ven	
892 C	559 C	783 C	574 C	552 C	3 162	2 837	2 671	3 406	2 578	C		
16 754 C	12 607 C	19 501 C	19 149 C	22 397 C	2 113	2 802	1 940	1 964	2 231	NC		
224 810 I	199 641 I	203 372 I	217 461 I	258 251 I	564	530	471	545	727	All	Ply	
61 242 C	51 426 C	41 200 C	66 398 C	90 134 C	395	348	275	328	542	C		
163 568 C	148 215 C	162 173 C	151 063 C	168 117 C	672	648	575	767	890	NC		
41 743	16 319	13 482 C	14 435 C	17 086 I	77	73	80	86	101	All	Logs	Bulgaria
11 554	4 832	9 082 C	9 362 C	9 362 X	104	81	72	72	72	C		
30 190	11 487	4 401 C	5 073 C	7 724 CB	70	70	105	139	199	NC		
73 044	63 139	50 120	51 756	48 481 I	181	164	173	189	189	All	Sawn	
58 876	50 552	38 414	37 928	37 861 X	172	154	158	172	172	C		
14 169	12 586	11 706	13 828	10 620 CB	234	222	244	260	287	NC		
9 743 I	7 768 I	6 703 I	6 977 I	9 686 I	498	456	515	673	885	All	Ven	
299	203 CB	76 CB	478 CB	589 CB	415	961	556	830	777	C		
9 445 CB	7 565 CB	6 627 CB	6 499 CB	9 096 CB	502	449	515	664	893	NC		
28 587	27 377	26 073 I	33 508 I	35 101 I	576	449	485	538	544	All	Ply	
5 170	4 440	3 314 C	296 C	1 889 CB	584	506	505	507	667	C		
23 418	22 937	22 759 C	33 212 C	33 212 X	574	439	482	538	538	NC		
50 533	35 934	48 451 I	34 588	21 749 I	116	72	116	119	85	All	Logs	Croatia
5 263	3 303	4 173 C	6 086	5 239 CB	79	60	56	60	56	C		
45 271	32 631	44 278	28 502	16 510 C	123	73	129	151	102	NC		
411 339	382 628 I	380 063	419 925	474 615 I	327	295	304	307	296	All	Sawn	
75 693	71 042	59 256	67 569	68 645 C	230	179	180	195	203	C		
335 646	311 586 F	320 807	352 356	405 970 C	361	346	349	345	320	NC		
39 054 I	38 203 I	41 935 I	53 431 I	71 566 I	2 595	2 329	2 245	2 471	2 742	All	Ven	
908 CB	2 382 CB	2 215 CB	2 342 CB	2 034 CB	2 208	2 485	2 143	1 625	2 459	C		
38 146	35 821	39 720 C	51 090	69 532 C	2 606	2 320	2 252	2 532	2 752	NC		
4 627	4 462	3 967	3 838	7 374 I	742	632	535	860	785	All	Ply	
3 300	2 822	2 286	1 574	1 574 X	717	665	651	821	821	C		
1 327	1 641	1 680	2 264	5 800 C	812	582	431	890	776	NC		

Table 1-2-a. Trade of All Timber by ITTO Consumers - Value (1000$ and $/m³)

Country	Product	Species	Imports Value (1000$) 2014	2015	2016	2017	2018	Imports Unit Value ($/m³) 2014	2015	2016	2017	2018
Cyprus	Logs	All	360 [I]	663 [I]	429 [I]	365 [I]	860 [I]	116	348	572	683	302
		C	228 [CB]	613 [CB]	5 [C]	5	717 [CB]	80	342	120	197	337
		NC	133	50	424	360 [C]	143 [CB]	510	447	599	707	197
	Sawn	All	16 371 [I]	11 784 [C]	11 560	13 964	15 217 [I]	369	277	291	339	392
		C	11 209 [C]	8 281 [C]	7 620	8 478	12 485 [CB]	298	238	239	295	361
		NC	5 162	3 503 [C]	3 940	5 486	2 732 [CB]	772	453	498	443	648
	Ven	All	691 [I]	3 452 [I]	9 542 [I]	5 854 [I]	5 938 [I]	1 197	1 003	885	831	820
		C	112 [C]	25 [C]	13 [C]	3 [CB]	87 [CB]	1 272	9 732	3 065	938	433
		NC	580	3 428	9 529	5 851	5 851 [X]	1 183	997	884	831	831
	Ply	All	3 435 [I]	4 108 [I]	6 498 [I]	16 161 [I]	27 251 [I]	388	560	523	402	408
		C	600	882	815	1 225	291 [CB]	967	804	718	739	594
		NC	2 835 [C]	3 227 [C]	5 683 [CB]	14 936 [CB]	26 961 [CB]	344	517	503	387	407
Czech Republic	Logs	All	218 171	166 612	138 563	140 915	155 591 [I]	89	72	77	74	91
		C	175 439	135 366	105 526	109 077	106 576 [C]	85	68	70	67	74
		NC	42 732	31 245	33 038	31 838	49 015 [C]	112	90	112	116	183
	Sawn	All	182 214 [I]	148 879 [I]	164 106	170 239	219 367 [I]	284	239	219	204	247
		C	131 784	107 074	127 034	135 663	158 574 [C]	232	201	202	187	213
		NC	50 430 [F]	41 805 [F]	37 071	34 576	60 793 [C]	684	465	311	314	425
	Ven	All	33 508	37 061	39 743	41 786	45 455	657	604	619	637	692
		C	5 559	7 887	7 649	7 152	7 780	695	588	591	538	585
		NC	27 950	29 174	32 093	34 634	37 676	650	609	625	662	720
	Ply	All	64 854	55 770	60 587	69 460	67 389 [I]	791	634	651	724	762
		C	14 634	12 503	16 200	18 765	12 242 [CB]	697	582	602	632	551
		NC	50 220	43 267	44 388	50 695	55 147	823	652	672	766	833
Denmark	Logs	All	43 781 [I]	35 340 [I]	45 454 [I]	57 335 [I]	64 044 [I]	137	135	175	173	167
		C	25 960 [C]	19 328 [C]	17 270 [CI]	25 300 [CB]	33 480 [CB]	140	165	157	163	202
		NC	17 821 [CB]	16 012 [CB]	28 184 [C]	32 035 [C]	30 564 [C]	133	110	189	182	141
	Sawn	All	433 445 [I]	349 800 [I]	406 009 [I]	410 807 [I]	393 340 [I]	323	264	273	282	314
		C	359 470 [CB]	295 080 [CB]	321 787 [CB]	323 722 [CB]	298 409 [C]	289	240	234	243	268
		NC	73 975 [F3]	54 720 [CB]	84 222 [C]	87 085 [C]	94 931 [C]	740	562	751	700	682
	Ven	All	44 215 [I]	33 636 [I]	34 755 [I]	37 205 [I]	65 982 [I]	1 826	1 686	1 568	1 478	1 675
		C	586 [C]	196 [C]	778 [C]	392 [C]	897 [C]	1 318	2 106	2 340	2 335	2 356
		NC	43 629 [C]	33 440 [C]	33 978 [C]	36 814 [C]	65 085 [C]	1 836	1 684	1 557	1 473	1 669
	Ply	All	116 236 [I]	106 496 [I]	101 014 [I]	99 720 [I]	133 849 [I]	455	472	543	557	613
		C	66 782 [CB]	59 548 [CB]	51 349 [C]	48 669 [C]	72 800 [C]	442	364	455	460	521
		NC	49 454 [C]	46 948 [CB]	49 665 [CB]	51 051 [C]	61 049 [CB]	473	761	678	697	778
Estonia	Logs	All	26 247	24 784	21 935	23 886	27 894	113	86	112	110	109
		C	16 107	17 099	15 328	17 176	22 411	109	93	103	98	107
		NC	10 140	7 686	6 607	6 711	5 483	121	74	141	162	122
	Sawn	All	274 941	230 776	249 817	302 062	366 555	280	214	215	227	262
		C	236 861	195 846	211 569	256 825	315 059	264	201	199	210	245
		NC	38 080	34 929	38 248	45 236	51 497	447	341	391	414	448
	Ven	All	5 624	5 538	7 685	10 828	15 139	1 311	1 014	1 490	1 538	1 514
		C	207	189	107	188	60	4 030	1 386	2 737	3 328	2 980
		NC	5 417	5 349	7 578	10 640	15 079	1 278	1 004	1 480	1 523	1 511
	Ply	All	45 250	34 415	33 936	42 719	56 980	549	411	336	405	475
		C	5 499	5 064	7 650	10 383	21 338	518	413	393	427	474
		NC	39 750	29 351	26 285	32 336	35 642	554	411	323	399	475
Finland	Logs	All	414 078	274 900	263 657 [C]	212 634	300 332 [I]	66	48	45	44	50
		C	107 242	70 708	86 323 [C]	62 398	101 081 [CB]	73	60	56	55	67
		NC	306 836	204 192	177 334 [C]	150 236	199 251 [CB]	64	45	41	41	44
	Sawn	All	101 153	87 828	96 106 [I]	106 212	150 179 [I]	287	206	197	188	236
		C	77 751	69 842	79 096 [C]	88 650	128 011 [C]	236	173	169	165	209
		NC	23 402	17 986	17 010 [C]	17 562	22 168 [C]	1 029	804	874	633	938
	Ven	All	6 913	7 443 [I]	6 984 [I]	9 851 [I]	12 086 [I]	862	687	746	612	680
		C	82	30 [C]	93 [C]	35	56 [C]	1 019	613	1 558	1 609	1 890
		NC	6 832	7 413	6 891 [C]	9 816 [C]	12 030 [C]	860	687	740	611	678
	Ply	All	57 262 [I]	43 202 [I]	43 507 [E2]	51 360 [E2]	73 176 [I]	647	529	465	528	571
		C	10 432	9 322	11 983 [E2]	13 511 [E2]	13 511 [X]	513	471	425	439	439
		NC	46 829 [E2]	33 880 [E2]	31 524 [E2]	37 849 [E2]	59 665 [C]	687	548	483	569	613
France	Logs	All	165 323	124 012 [I]	144 047	137 450	137 370 [X]	109	92	100	112	112
		C	96 736	63 695	79 307	92 403	92 349 [X]	81	62	70	96	96
		NC	68 587	60 317 [F1]	64 740	45 048	45 021 [X]	214	187	206	171	171
	Sawn	All	1 023 494	814 907	847 280	904 836	961 845 [I]	409	335	323	332	314
		C	789 338	611 974	638 467	701 254	775 242 [CB]	356	285	277	287	274
		NC	234 155	202 933	208 813	203 581	186 604 [CB]	820	714	670	735	797
	Ven	All	115 246	106 686	122 501	126 263	127 505 [I]	1 193	1 019	1 020	1 180	1 194
		C	13 442	10 901	13 013	12 349	13 590 [CB]	692	626	724	710	790
		NC	101 804	95 785	109 488	113 915	113 915 [X]	1 319	1 097	1 072	1 271	1 271
	Ply	All	367 508	306 107	336 978	395 167	405 321 [I]	857	729	705	748	822
		C	89 606	69 547	75 836	89 855	61 670 [CB]	835	716	643	675	612
		NC	277 902	236 560	261 142	305 313	343 650 [CB]	865	733	725	773	877
Germany	Logs	All	822 428	649 586	645 264	629 872	654 973 [I]	98	76	74	73	74
		C	745 590	581 683	582 852	569 688	577 879 [C]	94	73	71	70	70
		NC	76 838	67 903	62 412	60 184	77 094 [C]	151	107	115	114	129
	Sawn	All	1 483 327	1 239 417	1 346 280	1 364 693	1 576 890 [I]	321	260	263	265	275
		C	1 194 447	980 888	1 068 942	1 109 746	1 300 698 [C]	286	227	227	234	244
		NC	288 880	258 529	277 338	254 947	276 192 [C]	643	597	703	628	687
	Ven	All	164 005	154 689	177 277	173 706	173 706 [X]	1 598	1 408	1 423	1 514	1 514
		C	26 713	21 647	24 839	23 162	23 162 [X]	911	776	747	776	776
		NC	137 292	133 042	152 438	150 544	150 544 [X]	1 873	1 622	1 669	1 773	1 773
	Ply	All	909 531	768 942	786 216	867 312	1 026 108 [I]	664	550	539	575	668
		C	255 066	230 236	208 379	229 192	214 782 [C]	470	416	383	410	465
		NC	654 465	538 707	577 837	638 120	811 326 [C]	792	639	632	672	756

Exports Value (1000$)					Exports Unit Value ($/m³)							
2014	2015	2016	2017	2018	2014	2015	2016	2017	2018	Species	Product	Country
75 CB	139 I	67 I	78 I	178 I	213	190	151	185	242	All	Logs	Cyprus
11 CB	2 CB	24 CB	75 CBI	22 CB	226	102	104	183	222	C		
64 CB	137 CB	43 CB	3 CBI	156 CB	211	193	202	254	246	NC		
606 CB	637 I	1 905 I	1 411 I	1 486 I	387	353	303	292	323	All	Sawn	
515 CB	416 CB	1 787 CBI	1 399 CB	1 441 CB	403	283	292	291	324	C		
91 CB	221 CB	118 CB	12 CB	45 CB	315	664	733	634	286	NC		
0 I	16 I	106 I	590 I	187 I	7 519	347	645	2 511	1 832	All	Ven	
0 CB	0 CB	22 CB	0 CB	0 CB	7 519	424	726	471	--	C		
0	16 C	83 C	590 CB	187 CB	--	346	626	2 515	1 832	NC		
66 I	370 I	912 I	476 I	224 I	637	549	611	757	1 062	All	Ply	
25 CB	8 CB	16 CBI	7 CB	2 CB	557	550	412	549	521	C		
41 CB	362 CB	895 CB	469 CB	222 CB	698	549	616	762	1 073	NC		
446 947	404 037	436 043	470 735	521 717 I	91	81	83	72	78	All	Logs	Czech Republic
421 395	389 084	422 755	454 792	494 729	92	83	83	71	78	C		
25 552	14 953	13 288	15 943	26 988 C	77	52	91	78	97	NC		
466 424 I	336 997 F1	331 771 F1	387 903 F1	477 914 I	271	219	212	209	248	All	Sawn	
448 469 F	318 345 F	311 368 F	371 528 F	461 539 C	266	211	203	203	243	C		
17 955 CBI	18 652 F	20 403 F	16 375 F	16 375 X	591	691	724	546	546	NC		
68 316 I	62 628 I	65 438 I	78 835 I	83 687 I	3 185	3 665	3 269	3 274	2 560	All	Ven	
1 228 C	1 661 C	2 672 C	3 409 C	2 627 C	1 421	1 406	1 028	792	1 001	C		
67 088 C	60 967 C	62 766 C	75 425 C	81 060 C	3 260	3 833	3 604	3 815	2 696	NC		
98 400	77 267	98 768	115 802	125 971	794	623	613	708	761	All	Ply	
66 904	49 779	58 550	54 991	59 819	778	594	602	558	607	C		
31 495	27 488	40 218	60 811	66 151	829	684	631	937	989	NC		
78 059 I	59 101 C	64 571 I	52 846 I	57 642 I	96	94	89	74	90	All	Logs	Denmark
52 650 C	37 915 C	41 273 C	36 315 C	31 446 C	76	74	76	67	68	C		
25 409	21 185 C	23 298 C	16 531 C	26 196 CB	219	182	125	100	150	NC		
63 621 C	60 483 C	59 379 I	64 961 I	62 885 I	228	186	281	372	366	All	Sawn	
31 565 C	28 114 C	28 270 C	28 377 C	25 854 C	165	136	171	240	243	C		
32 056 C	32 369 C	31 110 C	36 584 C	37 031 C	363	273	677	650	566	NC		
2 204 I	2 519 I	3 396 I	2 004 I	767 I	4 603	3 530	1 941	2 185	1 891	All	Ven	
122 C	399 C	704 C	371 C	213 C	3 221	3 559	871	921	921	C		
2 082 C	2 120 C	2 692 C	1 632 C	553 C	4 721	3 524	2 860	3 175	3 180	NC		
20 708 I	17 503 I	16 074 I	17 728 I	18 851 I	382	404	615	565	776	All	Ply	
3 170	3 469 C	3 752 C	5 590 C	5 293 C	160	151	343	329	516	C		
17 538 C	14 034 C	12 322 C	12 138 C	13 558 C	510	689	810	846	965	NC		
182 679	121 508	129 335 I	145 653 I	214 869 I	66	49	51	57	66	All	Logs	Estonia
100 441	63 372	71 542	84 727	108 736 C	69	50	53	59	69	C		
82 237	58 136	57 793 C	60 926 C	106 133 C	63	49	48	54	63	NC		
287 621	267 842	267 947	334 363	379 668	338	293	295	305	335	All	Sawn	
240 969	206 739	211 886	279 090	316 370	322	266	266	286	313	C		
46 652	61 104	56 061	55 273	63 298	456	453	493	458	506	NC		
53 414	45 592	44 923	47 174	57 695	623	487	534	690	769	All	Ven	
1 332	553	302	376	316	2 909	1 916	1 584	2 637	1 579	C		
52 083	45 039	44 621	46 798	57 379	611	483	531	686	767	NC		
41 593	40 909	48 911	73 661	94 832 I	869	803	766	768	801	All	Ply	
3 284	3 433	4 450	3 306	3 402 C	766	748	684	734	1 004	C		
38 309	37 476	44 461	70 355	91 430	879	808	775	769	795	NC		
77 268	65 422 I	65 204 I	93 494 I	121 356 I	105	91	83	97	69	All	Logs	Finland
75 974	64 103 C	64 424 C	91 017 C	110 685 C	106	92	83	98	73	C		
1 295	1 319	780 C	2 477 C	10 670 C	84	64	63	69	41	NC		
2 072 491	1 723 491 I	1 815 805 I	2 050 115 I	2 193 499 I	277	219	211	219	270	All	Sawn	
2 064 158	1 717 090	1 806 485 C	2 042 262 C	2 185 803 C	277	218	210	218	270	C		
8 333	6 401 C	9 320 C	7 853 C	7 696 C	501	460	504	421	445	NC		
30 995	28 322 I	31 214 I	32 890 I	39 774 I	660	553	937	955	747	All	Ven	
27 387	25 539	28 855 C	30 076 C	31 945 C	613	518	915	948	1 022	C		
3 608	2 783 C	2 359 C	2 814 C	7 828 C	1 603	1 457	1 335	1 045	356	NC		
712 805	593 142 I	568 137 E2	637 305 E2	637 305 X	714	605	604	614	614	All	Ply	
325 985	269 248 E2	262 465 E2	290 937 E2	290 937 X	507	423	429	437	437	C		
386 821	323 894	305 672 E2	346 368 E2	346 368 X	1 090	940	931	930	930	NC		
372 516	314 530 I	295 202 E2	388 176 I	381 182 I	85	73	74	89	90	All	Logs	France
154 670	119 555	116 127 E2	161 378 CB	154 384 CB	68	57	58	74	75	C		
217 846	194 975 E2	179 076 E2	226 798 F1	226 798 X	102	88	90	104	104	NC		
346 148	334 279	386 441 I	428 492 F1	428 492 X	307	258	264	289	289	All	Sawn	
139 962	142 147	164 398 F	156 795 F	156 796 X	192	163	166	177	177	C		
206 186	192 132	222 043 E2	271 697 F	271 697 X	519	453	467	456	456	NC		
70 695	66 078 I	75 593 I	80 326 I	82 914 I	1 023	886	826	880	838	All	Ven	
852	453 C	607 C	403 C	403 X	1 436	1 292	2 276	4 792	4 792	C		
69 843	65 625	74 986 C	79 923 C	82 510 CB	1 020	884	822	876	835	NC		
181 708 I	180 432 I	171 959 I	182 104 I	182 104 X	849	948	750	778	778	All	Ply	
57 411	52 546	44 613 E2	55 284 E2	55 284 X	759	736	636	688	688	C		
124 297 C	127 886 C	127 347 C	126 820 C	126 820 X	898	1 074	800	825	825	NC		
406 372	359 323 I	358 261 I	439 144 I	470 569 I	120	99	87	102	102	All	Logs	Germany
231 624	217 921 C	204 362 C	241 612 C	264 973 C	108	87	73	83	81	C		
174 748	141 402 C	153 900 C	197 532 C	205 597 CB	141	124	114	144	153	NC		
2 187 971	1 739 924 I	1 857 034 I	2 140 976 I	2 156 144 I	296	251	236	257	258	All	Sawn	
1 774 529	1 366 683	1 468 873 C	1 706 996 C	1 706 996 X	266	219	207	227	227	C		
413 441	373 241 C	388 161 C	433 980 C	449 148 C	582	538	494	548	539	NC		
183 020	158 379	160 506	163 772	171 760 I	3 282	2 568	3 198	2 578	3 653	All	Ven	
2 930	2 545	2 187	2 526	2 525 C	5 813	3 525	4 715	4 924	5 499	C		
180 090	155 834	158 319	161 246	169 234 C	3 259	2 557	3 184	2 559	3 635	NC		
287 181	251 885	278 654 E2	304 138 E2	378 206 I	928	760	798	816	915	All	Ply	
78 734	68 902	67 257 E2	77 812 E2	77 812 X	699	599	600	600	600	C		
208 447	182 983	211 397 E2	226 326 E2	300 394 C	1 059	845	891	932	1 058	NC		

Table 1-2-a. Trade of All Timber by ITTO Consumers - Value (1000$ and $/m³)

Country	Product	Species	Imports Value (1000$) 2014	2015	2016	2017	2018	Imports Unit Value ($/m³) 2014	2015	2016	2017	2018
Greece	Logs	All	7 197 E	5 997 I	10 153 I	8 531 I	7 801 I	80	59	81	84	275
		C	4 209 E	2 940 C	6 557 CB	6 288 CB	5 813 C	82	38	67	69	261
		NC	2 988 E	3 057 CI	3 596 C	2 243 CI	1 988 C	78	124	133	227	327
	Sawn	All	73 043 I	64 409 I	71 186 I	68 408 I	84 636 I	295	242	242	258	317
		C	49 543 CB	49 278 CB	49 574 CB	50 604 CB	56 404 C	246	215	203	220	269
		NC	23 500 F3	15 131 CB	21 612 CB	17 804 CB	28 232 C	511	414	437	500	491
	Ven	All	19 887 I	17 538 I	20 263 I	26 093 I	24 757 I	1 046	909	975	887	901
		C	1 087 CB	466 CB	776 C	760 C	519 C	1 313	1 347	1 170	936	950
		NC	18 800 C	17 072 C	19 487 C	25 333 C	24 238 C	1 033	901	969	886	900
	Ply	All	33 427 I	24 181 I	29 086 I	29 795 I	37 052 I	562	534	423	533	655
		C	5 984 E	3 551 CB	4 662 CI	2 297 CB	6 355 C	280	342	206	361	628
		NC	27 443 CB	20 629 CB	24 424 CB	27 498 CB	30 697 C	720	592	529	555	661
Hungary	Logs	All	20 754 I	22 672 I	21 306 C	22 368 I	28 716 I	92	79	68	98	76
		C	7 648 C	8 564 CB	6 611 C	2 851	10 829 C	77	72	50	67	49
		NC	13 106	14 108 C	14 694 C	19 517 C	17 888 CB	105	85	81	105	115
	Sawn	All	116 073 I	117 181 I	123 999	129 340	153 453 I	238	187	173	188	187
		C	81 964 C	85 092 C	96 868	101 108	123 612 C	193	154	149	160	170
		NC	34 110 C	32 088 C	27 131	28 232	29 841 C	535	449	398	490	327
	Ven	All	32 315 I	37 051 I	31 342 I	29 997 I	29 747 I	683	531	597	330	329
		C	3 488 CB	2 545 CB	2 167 C	1 974 C	1 724 C	1 380	1 047	898	937	1 037
		NC	28 827 C	34 506 C	29 174	28 023	28 023 X	644	512	583	316	316
	Ply	All	39 437 I	33 936 I	38 267 I	43 445 I	54 014 I	544	475	465	590	676
		C	4 020 E	2 835 C	5 550	3 632	8 105 CB	243	450	313	453	765
		NC	35 417 C	31 101 C	32 718 C	39 813 C	45 909 C	634	477	507	607	662
Ireland	Logs	All	36 179 I	36 614 I	33 186 I	46 376	55 931 I	145	129	108	128	151
		C	32 034	33 361	29 467	26 548	36 103 C	133	120	100	79	106
		NC	4 144 C	3 253 C	3 719 C	19 828	19 828 X	496	463	347	727	727
	Sawn	All	98 647 I	97 057 I	101 687 I	113 205 I	123 586 I	397	333	400	411	406
		C	66 613 C	64 540 C	67 856	79 755	97 222 C	311	256	316	343	360
		NC	32 033 C	32 517 C	33 831 C	33 450 CB	26 364 CB	926	837	852	777	765
	Ven	All	5 759	6 040 I	7 237	7 684	6 652 I	1 663	1 042	1 377	1 582	2 201
		C	1 445	1 631 C	1 327	2 137	2 974 C	1 029	534	740	2 118	3 117
		NC	4 313	4 409	5 911	5 547	3 678 C	2 097	1 607	1 706	1 441	1 778
	Ply	All	37 250	38 743	33 943	40 060	41 434 I	600	605	578	601	686
		C	1 142	881	803	730	730 X	756	816	719	910	910
		NC	36 108	37 862	33 139	39 330	40 704 CB	596	601	575	597	683
Italy	Logs	All	317 724	252 472	257 859	289 921	287 355 I	109	94	90	102	93
		C	143 770	101 002	108 594	119 764	133 093 C	106	89	81	94	79
		NC	173 955	151 470	149 265	170 157	154 262 C	112	98	99	109	109
	Sawn	All	1 414 598 I	1 181 333 I	1 183 954 I	1 252 901 I	1 519 025 I	296	254	247	256	270
		C	1 001 986	816 647	816 172	893 232	1 113 471 C	257	211	202	213	229
		NC	412 612 C	364 686 C	367 782 C	359 669 C	405 554 C	468	474	486	525	527
	Ven	All	179 276 I	158 346 I	159 787 I	172 782 I	180 875 I	1 727	1 472	1 414	1 177	1 369
		C	6 607	6 808	8 761 C	8 598 C	6 612 C	1 491	1 052	1 294	694	983
		NC	172 669 C	151 539 C	151 026 C	164 184 C	174 263 C	1 738	1 499	1 422	1 222	1 389
	Ply	All	308 395 I	271 855 I	269 092 I	290 395 I	312 458 I	607	516	501	476	618
		C	115 026	104 294	96 045	104 440	101 280 C	473	398	382	356	484
		NC	193 369 C	167 560 C	173 047 C	185 955 C	211 179 C	729	634	606	587	713
Latvia	Logs	All	116 957	98 046	86 990 C	85 596 I	136 346 I	90	63	57	69	77
		C	104 319	87 852	73 665 C	71 530 C	107 865 C	98	68	65	77	86
		NC	12 638	10 194	13 325 C	14 066 C	28 481 C	54	38	35	46	56
	Sawn	All	151 665	98 836	123 510 I	161 027 I	216 377 I	322	167	153	164	152
		C	140 852	91 723	115 466 C	152 495	203 906 C	311	162	149	160	148
		NC	10 812	7 113	8 043 C	8 532 C	12 471 C	591	281	272	303	275
	Ven	All	37 034	23 568	23 999 I	23 496 I	27 848 I	297	182	174	211	250
		C	146	170	151 C	165 CB	151 C	822	624	1 230	865	1 167
		NC	36 888	23 398	23 848 C	23 331 CB	27 697 C	297	181	173	210	249
	Ply	All	31 977 I	37 619 I	39 178 I	59 775 I	68 329 I	589	492	424	510	541
		C	1 647	1 473	966 CB	996 C	1 667 C	1 075	646	439	438	613
		NC	30 330 C	36 147 C	38 212 C	58 779 C	66 662 C	575	488	423	511	539
Lithuania	Logs	All	24 207	17 961	20 992 I	16 283 I	15 010 I	71	48	43	61	66
		C	10 651	7 412	10 033	8 325	6 734 C	79	59	54	63	71
		NC	13 557	10 548	10 958 C	7 959 C	8 276 C	66	43	36	58	62
	Sawn	All	161 295	152 251	182 613 I	206 443 I	239 717 I	312	252	243	235	188
		C	91 900	82 883	101 132	119 410	159 764 C	233	181	171	171	152
		NC	69 395	69 368	81 481 C	87 033 C	79 953 C	569	468	512	482	368
	Ven	All	38 652	33 661	36 020	40 824	38 039 I	1 248	1 026	1 204	1 209	1 644
		C	7 077	6 156	5 875	6 053	4 992 C	626	515	497	490	844
		NC	31 575	27 505	30 145	34 770	33 047 C	1 605	1 319	1 665	1 623	1 919
	Ply	All	41 443 I	32 020 I	29 541	34 024	38 719 I	552	478	387	434	479
		C	3 135	2 307	3 267	3 182	1 109 C	754	671	652	658	719
		NC	38 308 C	29 713 C	26 274	30 842	37 610 C	540	467	368	419	475
Luxembourg	Logs	All	27 222 I	24 703 I	24 871 I	27 714 I	28 741 I	75	72	94	82	76
		C	18 687 CB	14 320 CB	12 993 CB	12 429 CB	12 429 X	79	75	72	63	63
		NC	8 536 C	10 384 CB	11 878 CB	15 285 CB	16 312 C	66	68	139	108	90
	Sawn	All	31 305 I	23 118 I	26 294 I	22 819 I	28 385 I	350	292	319	180	260
		C	17 775 CB	16 487 CB	14 771 CB	16 813 CB	15 688 CB	251	243	219	143	175
		NC	13 530 C	6 631 CB	11 524 C	6 006 CB	12 697 C	727	587	758	634	654
	Ven	All	1 188 I	590 I	643 I	452 I	802 I	890	625	1 003	1 314	983
		C	717 C	282 C	437 C	226 C	392 C	1 039	979	1 111	1 146	1 154
		NC	472 C	308 C	205 C	227 C	411 C	730	470	831	1 539	861
	Ply	All	11 915 I	10 749 I	11 205 I	11 630 I	12 970 I	621	610	583	591	646
		C	3 989 CB	3 308 CB	2 405 CB	1 514 CB	1 556 C	491	473	365	381	585
		NC	7 927 CB	7 442 CB	8 800 CB	10 115 CB	11 414 CB	718	699	697	644	655

Exports Value (1000$)					Exports Unit Value ($/m³)							
2014	2015	2016	2017	2018	2014	2015	2016	2017	2018	Species	Product	Country
1 509 C	1 434 I	844 C	632 I	663 I	84	104	71	87	113	All	Logs	Greece
997 C	1 139 CB	685 C	450 CB	66 CB	83	110	69	79	109	C		
512 C	295 CB	159 C	182 C	597 C	85	87	79	115	113	NC		
5 243 I	3 896 I	4 085 I	4 472 I	5 270 I	216	228	278	313	455	All	Sawn	
1 301	1 096 CI	1 285 CI	735 CB	1 275 CB	93	135	225	240	302	C		
3 942 F	2 800 F3	2 800 F2	3 738 C	3 995 C	383	311	311	333	543	NC		
1 174 I	1 366 I	1 483 I	2 454 I	2 537 I	1 585	1 431	1 557	1 748	1 735	All	Ven	
4 C	31 C	28 C	5 C	10 C	1 426	549	2 451	984	2 268	C		
1 170 C	1 335 C	1 456 C	2 449 C	2 527 C	1 585	1 485	1 546	1 751	1 733	NC		
15 587 I	17 332 I	20 054 I	20 366 I	22 627 I	893	951	967	980	1 526	All	Ply	
136	163 C	143 CI	124 C	174 C	557	503	280	563	937	C		
15 451 CB	17 168 C	19 911 C	20 241 C	22 452 C	898	959	985	984	1 534	NC		
70 960	49 333 C	49 877 C	50 683 I	54 526 I	81	73	73	78	76	All	Logs	Hungary
23 297	15 060 C	16 386 C	15 765 C	12 292 C	65	52	47	49	43	C		
47 663	34 273 C	33 492 C	34 918 C	42 234 C	93	88	100	105	97	NC		
103 278	84 128 I	90 561	97 769	89 272 I	384	416	460	522	606	All	Sawn	
4 553	5 551 C	4 264	4 212	2 866 C	205	204	214	247	291	C		
98 725	78 577 C	86 297	93 557	86 406 C	400	449	488	549	628	NC		
25 784	22 819 I	26 313 I	26 863 I	23 273 I	933	764	782	883	1 276	All	Ven	
238	151 C	68 C	75 C	68 C	2 762	3 410	3 404	3 218	5 402	C		
25 546	22 668 C	26 245 C	26 788	23 205 C	928	760	781	882	1 273	NC		
38 879	31 497 I	32 095 I	33 916 I	35 590 I	628	531	562	635	684	All	Ply	
1 905	1 807 C	3 354	1 650	1 650 X	702	576	776	642	642	C		
36 974	29 690 C	28 741 C	32 266 C	33 940 C	625	528	545	634	686	NC		
38 710	28 867	32 453 I	32 919 I	32 691 I	116	95	86	84	84	All	Logs	Ireland
31 381	21 168	24 303 CB	30 351 CB	30 351 X	98	73	68	79	79	C		
7 329	7 699	8 150	2 567 C	2 339 C	638	518	440	335	733	NC		
162 699 I	134 592 I	133 547 I	140 245 I	168 363 I	226	192	217	161	201	All	Sawn	
161 814	133 471	130 575 C	137 718 C	165 588 C	225	191	214	159	198	C		
885 C	1 121 C	2 973 C	2 527 C	2 776 C	731	833	820	847	1 175	NC		
937 I	1 428 I	2 452 I	1 310 I	2 373 I	2 942	2 455	2 459	2 413	4 560	All	Ven	
117 C	95 C	1 112 C	748 C	1 516 C	10 625	1 399	2 302	2 747	7 518	C		
819 CB	1 333	1 340	562 C	857 C	2 666	2 594	2 606	2 077	2 688	NC		
133 I	238 I	93 I	1 464 I	594 I	795	530	680	405	1 452	All	Ply	
34 C	79 C	11 C	515 CB	6 C	462	379	346	718	453	C		
99 C	159 C	82 C	950 C	588 C	1 059	660	782	328	1 486	NC		
30 286	28 068 C	25 995	24 974	30 808 I	178	131	141	128	160	All	Logs	Italy
15 875	17 063 C	14 923	16 826	16 826 X	114	94	97	99	99	C		
14 411	11 006 C	11 072	8 148	13 982 C	473	343	353	332	653	NC		
221 656 I	205 259 I	218 317 I	245 921 I	279 453 I	684	634	617	594	653	All	Sawn	
56 245	50 950	59 384	66 476	83 336 C	402	338	332	332	352	C		
165 410 C	154 309 C	158 933 C	179 444 C	196 117 C	898	892	909	840	1 026	NC		
120 006	100 491 I	98 144 I	119 774 I	148 107 I	4 041	3 715	4 886	2 628	5 740	All	Ven	
5 436	3 291 C	3 308 C	3 415 C	2 600 C	3 726	5 130	4 070	2 879	4 348	C		
114 570	97 201	94 836 C	116 359 C	145 507 C	4 057	3 680	4 920	2 621	5 773	NC		
204 005	184 355	207 958	228 826	241 888	971	821	827	819	866	All	Ply	
54 293	53 788	53 239	46 954	49 635	1 037	1 017	1 013	877	928	C		
149 713	130 567	154 719	181 871	192 254	949	761	777	805	851	NC		
264 839	166 280	143 329 C	161 453	206 270 I	69	55	52	61	67	All	Logs	Latvia
133 863	70 175	64 949 C	59 412	104 228 C	63	47	45	62	76	C		
130 976	96 106	78 380 C	102 042	102 041 X	76	64	59	60	60	NC		
753 440	645 391	674 416 C	723 640 I	838 613 I	270	215	205	220	229	All	Sawn	
634 362	541 078	588 513 C	636 593 C	727 600 C	279	221	209	221	229	C		
119 078	104 314	85 903 C	87 047 C	111 013 C	232	187	181	207	234	NC		
2 603 I	2 559 I	2 527 I	3 027 I	5 592 I	848	694	467	849	727	All	Ven	
213 CB	511 CB	529 CB	967 CB	3 518 C	1 051	1 255	725	965	659	C		
2 391	2 048	1 998 C	2 060 C	2 074 C	834	624	427	804	883	NC		
224 347	209 402	243 093 I	278 654 I	280 560 I	909	732	685	711	772	All	Ply	
1 055	1 123	480 C	59 C	124 C	765	751	595	706	824	C		
223 292	208 280	242 613 C	278 595 C	280 436 C	909	732	685	711	771	NC		
157 556	93 118	98 083 I	121 511 I	149 669 I	92	66	67	78	78	All	Logs	Lithuania
112 142	63 027	69 561 C	89 813 C	109 829 C	93	67	69	78	79	C		
45 414	30 091	28 521 C	31 699 C	39 840 C	88	65	62	78	77	NC		
198 214	186 507	208 715 I	215 201 I	223 651 I	269	228	224	228	256	All	Sawn	
129 693	117 766	139 209 C	146 118 C	155 616 C	263	218	213	219	243	C		
68 521	68 742	69 506 C	69 083 C	68 035 C	282	247	248	248	294	NC		
23 860 I	19 834 I	21 086 I	19 842 I	19 184 I	256	221	214	220	249	All	Ven	
29	42	538	135	135 X	978	471	559	469	469	C		
23 831 C	19 792 C	20 548 C	19 707 C	19 050 C	256	221	210	219	248	NC		
5 584	5 824 I	6 896	7 263	7 544 I	784	720	470	546	677	All	Ply	
470	1 078	1 151	2 419	1 436 C	1 483	765	402	363	453	C		
5 114	4 747 C	5 745	4 843	6 108 C	751	711	487	729	766	NC		
34 548 C	30 137 I	31 873 I	33 444 I	34 112 I	108	83	74	80	74	All	Logs	Luxembourg
32 149 C	27 664 C	27 308 C	28 983 F1	31 247 C	105	83	73	83	73	C		
2 399 C	2 473 F1	4 565 C	4 461 C	2 865 C	183	84	79	66	79	NC		
14 736 I	11 567 I	11 588 I	13 560 I	19 842 I	505	279	289	163	300	All	Sawn	
7 407 C	6 252 C	6 311 C	7 270 C	6 074 C	332	180	207	104	229	C		
7 330 C	5 315 C	5 276 C	6 291 C	13 768 C	1 063	785	546	465	347	NC		
245 I	316 I	129 I	123 I	123 X	1 675	1 039	675	757	757	All	Ven	
95 CB	122 CB	37 CB	63 CB	63 X	1 185	490	321	443	443	C		
150 CB	194 CB	92 CB	60 C	60 X	2 268	3 536	1 221	2 952	2 952	NC		
519 I	814 I	457 I	605 I	545 I	228	565	496	553	789	All	Ply	
89 CB	286 CB	131 CB	113 CB	2 CB	532	480	452	414	405	C		
430 CB	529 CB	325 CB	491 CBI	543 C	204	626	517	599	792	NC		

Table 1-2-a. Trade of All Timber by ITTO Consumers - Value (1000$ and $/m³)

Country	Product	Species	Imports Value (1000$) 2014	2015	2016	2017	2018	Imports Unit Value ($/m³) 2014	2015	2016	2017	2018
Malta	Logs	All	252	191	186 [I]	85 [I]	12 [I]	373	338	245	173	167
		C	191	113	22 [CB]	20 [I]	0 [CB]	302	236	77	154	1 146
		NC	61	78	164 [CB]	65 [CB]	12 [CB]	1 421	902	345	179	166
	Sawn	All	6 480 [I]	8 480 [I]	8 150 [I]	7 559 [I]	3 800 [I]	381	383	389	443	494
		C	2 999 [CB]	4 056 [CB]	3 431 [CB]	3 468 [CB]	1 057 [CB]	259	259	241	326	403
		NC	3 480 [CB]	4 424 [CB]	4 719 [CB]	4 091 [CB]	2 743 [CB]	642	680	704	634	541
	Ven	All	412 [I]	265 [I]	236 [I]	1 394 [I]	544 [I]	709	653	742	824	3 010
		C	5 [CB]	23 [C]	4 [CB]	13	14	1 786	4 279	1 850	1 916	2 025
		NC	407 [C]	242 [C]	232 [C]	1 380 [CB]	530 [CB]	703	605	735	820	3 050
	Ply	All	2 306	2 544 [I]	3 774 [I]	4 585 [I]	4 603 [I]	568	533	448	379	625
		C	664	622	704	1 057	324	602	489	450	229	381
		NC	1 641	1 922 [C]	3 069 [CB]	3 528 [CB]	4 279 [CB]	556	549	447	471	657
Netherlands	Logs	All	27 096 [I]	23 864 [I]	25 345 [I]	54 607 [I]	61 236 [I]	106	101	141	186	166
		C	15 577 [CB]	12 806 [CB]	9 504 [CB]	29 531 [CB]	36 160 [CB]	88	85	82	165	142
		NC	11 519 [CB]	11 058	15 841 [CB]	25 076 [CI]	25 076 [X]	144	128	247	220	220
	Sawn	All	935 406 [I]	826 579 [I]	887 696 [I]	898 414 [I]	1 183 019 [I]	345	273	285	275	312
		C	618 654	524 165 [F]	564 515	598 845	861 096 [CB]	286	217	223	212	261
		NC	316 752 [CB]	302 414 [CB]	323 181 [CB]	299 569 [CB]	321 923 [CB]	580	500	548	671	656
	Ven	All	29 422	21 153 [I]	30 852 [I]	36 258 [I]	36 258 [X]	686	550	783	782	782
		C	12 412	12 080 [C]	9 192 [C]	13 927 [C]	13 927 [X]	393	425	393	471	471
		NC	17 010	9 074	21 660	22 331	22 331 [X]	1 505	898	1 354	1 329	1 329
	Ply	All	299 069	248 351	253 319	289 501	407 218 [I]	640	469	473	458	738
		C	104 807	93 019	88 868	103 717	126 438 [CB]	467	343	329	338	531
		NC	194 262	155 332	164 451	185 785	280 780 [CB]	798	600	620	571	895
Poland	Logs	All	157 118	123 417	90 552	92 999	106 860	60	48	36	55	58
		C	72 885	58 465	43 833	38 552	44 611	55	41	35	47	50
		NC	84 233	64 952	46 719	54 447	62 249	64	55	38	62	66
	Sawn	All	297 355	254 969	265 997	297 657 [I]	389 941 [I]	363	273	271	242	281
		C	192 307	159 242	150 520	169 205 [C]	248 480 [C]	336	250	235	189	239
		NC	105 048	95 727	115 478	128 453	141 461	429	324	338	382	404
	Ven	All	62 102	45 468	56 085	67 886 [I]	91 852 [I]	1 295	874	1 040	1 140	1 151
		C	2 163	1 937	3 977	4 565	5 033	712	599	538	558	592
		NC	59 939	43 531	52 108	63 321 [C]	86 818 [C]	1 334	892	1 120	1 233	1 218
	Ply	All	170 178	137 075	136 575	174 759	195 831	569	476	418	473	502
		C	56 276	37 699	42 366	50 940	58 379	618	625	605	788	834
		NC	113 901	99 376	94 209	123 818	137 452	548	437	367	406	430
Portugal	Logs	All	237 907	152 379	162 233	145 870	146 151 [I]	92	76	76	73	58
		C	18 343	15 489	14 079	13 831	21 036 [C]	50	43	57	61	52
		NC	219 564	136 890	148 154	132 039	125 115 [C]	98	83	79	74	59
	Sawn	All	87 059 [I]	80 707	87 634 [C]	89 633 [I]	98 527 [I]	593	488	470	492	513
		C	31 212	27 471	34 810 [C]	29 983	37 146 [C]	419	338	329	331	354
		NC	55 847 [C]	53 237	52 824 [C]	59 650 [C]	61 381 [C]	771	634	655	652	705
	Ven	All	34 722 [I]	30 314 [I]	32 406 [I]	33 173 [I]	34 604 [I]	2 157	1 832	1 810	1 732	1 746
		C	5 958	1 435	1 871	1 788	1 890	2 312	768	760	573	605
		NC	28 764 [C]	28 879 [C]	30 535 [C]	31 385 [C]	32 714 [C]	2 127	1 967	1 978	1 958	1 959
	Ply	All	40 352	34 230	36 788	44 275	52 440 [I]	635	527	460	484	580
		C	10 920	5 894	2 614	4 373	4 241 [C]	627	494	395	401	438
		NC	29 432	28 335	34 174	39 902	48 199 [C]	637	535	466	495	597
Romania	Logs	All	85 710	114 358	120 548	102 239	109 524 [I]	85	64	68	69	81
		C	73 063	102 305	105 172	75 673	91 718 [C]	80	62	65	65	75
		NC	12 647	12 053	15 376	26 566	17 806 [C]	140	81	101	86	148
	Sawn	All	38 520	43 789	83 572	101 407	152 657 [I]	480	308	250	264	245
		C	6 193	14 705	42 143	60 930	105 781 [C]	246	166	174	198	199
		NC	32 327	29 084	41 429	40 477	46 876 [C]	588	544	449	536	508
	Ven	All	34 567	34 189	29 631	36 571	36 496 [I]	1 270	978	930	1 060	1 600
		C	395	634	1 875	2 153	2 891 [C]	670	389	592	575	891
		NC	34 172	33 555	27 756	34 418	33 605 [X]	1 283	1 007	967	1 119	1 717
	Ply	All	38 070	41 209 [I]	36 535 [I]	49 458 [I]	52 917 [I]	537	436	441	458	485
		C	9 204	8 685	3 397 [C]	1 989 [C]	1 998 [C]	642	552	413	472	773
		NC	28 865	32 523 [C]	33 138 [C]	47 469 [C]	50 919 [CB]	511	413	444	457	478
Slovakia	Logs	All	50 061 [I]	21 438 [I]	26 197	50 898 [I]	65 506 [I]	63	45	49	55	60
		C	9 462	3 437 [C]	7 767	26 532 [CI]	28 344 [C]	52	39	68	84	70
		NC	40 599 [C]	18 001 [I]	18 431	24 367	37 163 [C]	67	47	43	40	54
	Sawn	All	100 639 [I]	80 297 [F1]	76 548	74 959 [I]	102 342 [I]	320	211	230	206	242
		C	75 639 [E]	71 927 [F]	64 637	60 273 [CB]	90 122 [C]	256	201	214	189	235
		NC	25 000 [F3]	8 370 [F]	11 911	14 686 [CB]	12 220 [CB]	1 316	367	391	326	312
	Ven	All	33 761	27 816	28 565 [I]	35 251 [I]	42 983 [I]	1 498	1 605	1 793	1 829	2 025
		C	2 444	2 825	1 280 [CB]	1 647 [CB]	1 994 [CB]	2 373	1 178	1 353	1 281	1 195
		NC	31 317	24 991	27 285	33 604	40 988 [C]	1 457	1 673	1 821	1 868	2 096
	Ply	All	38 135	32 104	29 618	32 789	38 272 [I]	580	489	457	471	504
		C	21 350	14 750	12 111	14 087	6 059 [C]	563	472	404	414	574
		NC	16 785	17 354	17 507	18 701	32 212 [C]	604	504	503	526	492
Slovenia	Logs	All	37 728	34 475	35 549 [I]	38 124	43 962 [I]	131	118	125	110	107
		C	15 440	14 689	11 495	14 912	18 559 [C]	100	81	80	74	74
		NC	22 288	19 786	24 054 [C]	23 211	25 404 [C]	166	177	171	159	155
	Sawn	All	209 249	179 173	139 764	166 589	220 145 [I]	236	193	188	180	208
		C	167 582	139 296	101 729	123 443	167 594 [C]	211	170	159	152	182
		NC	41 667	39 877	38 035	43 146	52 550 [C]	454	371	358	379	390
	Ven	All	17 869	19 924	19 835	23 597	33 740 [I]	1 538	1 542	1 675	1 985	3 018
		C	125	166	163	144	149 [C]	2 963	2 659	2 161	1 543	3 086
		NC	17 744	19 758	19 672	23 452	33 592 [C]	1 533	1 537	1 672	1 988	3 018
	Ply	All	34 935 [I]	33 182 [I]	35 752	40 799	48 273 [I]	997	832	876	886	1 021
		C	4 894	4 832	4 353	8 168	1 634 [C]	791	623	671	668	770
		NC	30 042 [C]	28 350 [C]	31 399	32 631	46 639 [C]	1 041	883	915	965	1 032

Exports Value (1000$)					Exports Unit Value ($/m³)							
2014	2015	2016	2017	2018	2014	2015	2016	2017	2018	Species	Product	Country
5	11 [I]	21 [I]	17 [I]	0	538	183	249	103	--	All	Logs	Malta
0	4 [C]	5 [CB]	4 [CB]	0	--	87	80	54	--	C		
5	7	16 [CB]	13 [CB]	0	538	389	709	149	--	NC		
266 [CB]	257 [I]	206 [I]	127 [I]	0	347	566	436	571	--	All	Sawn	
225 [CB]	28 [CB]	27 [CB]	12 [CB]	0	311	372	355	254	--	C		
41 [CB]	230 [CB]	180 [CB]	115 [CB]	0	937	603	452	656	--	NC		
0	1 [I]	1 [I]	10 [I]	0	--	189	788	1 642	--	All	Ven	
0	0 [CB]	0 [CB]	0 [CB]	0	--	425	392	470	--	C		
0	1 [CB]	1 [CB]	10 [CB]	0	--	155	904	1 689	--	NC		
35 [I]	7 [I]	8 [I]	5 [I]	106 [I]	740	721	964	452	703	All	Ply	
3 [CB]	3 [CB]	3 [CB]	2 [CB]	0 [CB]	545	2 921	3 277	507	522	C		
31 [CB]	4 [C]	4 [CB]	3 [CB]	106 [CB]	768	476	634	426	703	NC		
40 963	30 989 [F1]	35 607 [F1]	52 053 [F1]	44 483 [I]	84	56	70	58	49	All	Logs	Netherlands
25 443	17 257 [F1]	19 677 [F1]	15 522 [F1]	15 522 [X]	77	49	64	35	35	C		
15 520	13 732 [F1]	15 930 [F1]	36 531 [F1]	28 961 [CB]	100	70	80	80	63	NC		
215 907	158 187 [I]	164 439 [F1]	186 708 [I]	214 163 [I]	425	314	352	323	351	All	Sawn	
146 390	106 282	108 211 [F]	114 069 [F]	141 524 [CB]	357	249	271	225	263	C		
69 517	51 905 [F3]	56 228 [F]	72 639	72 639 [X]	711	674	824	1 010	1 010	NC		
14 156 [I]	12 286 [I]	17 053 [I]	22 720 [I]	26 366 [I]	1 869	2 871	1 140	1 566	914	All	Ven	
280	323	841 [C]	661 [C]	661 [X]	700	461	523	542	542	C		
13 876 [CB]	11 963 [CB]	16 212 [CB]	22 060 [CB]	25 706 [CB]	1 935	3 342	1 215	1 659	931	NC		
57 782	38 589	46 411	48 755	50 843 [I]	768	631	633	589	608	All	Ply	
8 185	4 041	3 432	3 751	5 839 [CB]	572	465	440	521	726	C		
49 598	34 547	42 979	45 004	45 004 [X]	814	658	656	595	595	NC		
234 770	182 722	163 829	159 373	171 324	88	72	65	56	60	All	Logs	Poland
214 004	163 769	140 992	135 787	146 593	88	72	64	53	56	C		
20 766	18 953	22 836	23 586	24 731	79	69	75	87	92	NC		
230 257	208 470	225 599	286 962	312 925	317	263	270	311	329	All	Sawn	
164 953	151 910	148 589	152 821	166 164	259	217	209	209	222	C		
65 304	56 560	77 010	134 140	146 761	738	602	618	693	734	NC		
31 128	27 354	23 502	24 798	24 815	1 704	1 497	1 313	1 708	1 838	All	Ven	
1 208	1 015	1 531	1 084	981	411	348	351	372	393	C		
29 920	26 339	21 970	23 714	23 834	1 952	1 715	1 623	2 043	2 167	NC		
177 792	162 063	181 083	226 196	249 050	877	732	704	724	766	All	Ply	
43 433	36 859	52 808	75 801	82 718	753	668	696	711	752	C		
134 359	125 205	128 275	150 395	166 333	926	753	708	731	774	NC		
102 299	32 364	30 538	28 342 [I]	32 638 [I]	99	90	102	112	121	All	Logs	Portugal
5 551	3 530	11 859	11 313 [CI]	14 637 [C]	123	131	120	229	225	C		
96 748	28 834	18 679	17 029	18 001	98	87	94	84	88	NC		
82 548	71 425	66 599	66 249 [I]	71 809 [I]	118	206	216	211	230	All	Sawn	
73 029	60 222	54 525	54 771	57 898	107	189	196	196	207	C		
9 519	11 203	12 074	11 478 [C]	13 911 [C]	734	412	405	334	433	NC		
35 042	32 294 [I]	34 332 [I]	35 381 [I]	35 906 [I]	785	913	797	1 057	1 361	All	Ven	
10 361	8 246	7 959	7 339	7 516 [C]	366	319	257	322	453	C		
24 681	24 049 [C]	26 373 [C]	28 042 [C]	28 391 [C]	1 514	2 525	2 189	2 629	2 903	NC		
4 820 [I]	3 810 [I]	5 004 [I]	5 691 [I]	7 861 [I]	600	528	553	654	668	All	Ply	
1 499 [CI]	1 008 [C]	1 102 [CI]	692 [C]	783 [C]	622	342	648	613	502	C		
3 321 [CI]	2 802 [C]	3 903 [C]	4 998 [C]	7 077 [C]	591	655	531	660	693	NC		
48 639	24 023	11 594 [C]	26 844 [I]	23 524 [I]	149	142	137	209	187	All	Logs	Romania
27 920	8 245	3 316 [C]	3 430 [C]	1 339 [C]	130	113	119	158	166	C		
20 718	15 778	8 278 [C]	23 413 [C]	22 184 [C]	184	164	146	219	188	NC		
910 039	697 830	533 918	535 226	563 591 [I]	246	255	263	281	316	All	Sawn	
632 592	417 639	306 615	296 021	324 832 [C]	214	216	218	235	284	C		
277 447	280 191	227 303	239 204	238 759 [C]	368	348	362	371	376	NC		
105 709 [I]	96 561 [I]	95 210 [I]	108 954 [I]	134 035 [I]	1 561	1 189	1 164	1 314	1 995	All	Ven	
5 226 [C]	3 935 [C]	5 113 [C]	6 848 [C]	7 477 [C]	1 224	987	998	1 135	1 000	C		
100 483	92 626	90 097	102 106	126 558 [C]	1 584	1 199	1 175	1 328	2 120	NC		
96 028	87 508	76 647 [I]	79 486 [I]	114 403 [I]	668	581	590	588	847	All	Ply	
13 538	10 680	4 790 [C]	850 [C]	102 [C]	727	742	2 159	2 079	2 416	C		
82 490	76 828	71 857	78 635	114 301 [C]	659	564	563	584	846	NC		
199 177	151 162	132 845	139 303	166 814 [I]	68	63	62	71	81	All	Logs	Slovakia
148 268	106 773	83 120	88 645	104 350 [C]	67	63	59	66	73	C		
50 909	44 388	49 725	50 658	62 464 [C]	72	64	66	83	99	NC		
231 042	188 008	215 718	211 150	223 746 [I]	284	240	218	261	270	All	Sawn	
178 162	128 425	144 928	153 430	153 430 [X]	256	204	179	230	230	C		
52 880	59 583	70 790	57 720	70 315 [C]	445	384	396	409	431	NC		
19 055	13 035	15 183	14 963	17 244 [I]	2 103	1 830	1 519	1 331	1 329	All	Ven	
5 513	2 673	2 621	1 532	1 425 [C]	2 128	1 091	1 121	1 326	1 135	C		
13 543	10 362	12 562	13 431	15 819 [C]	2 093	2 217	1 641	1 331	1 350	NC		
75 296 [I]	80 642 [I]	90 516 [I]	102 972 [I]	102 972 [X]	887	758	783	795	795	All	Ply	
63 059 [E2]	59 660 [E2]	68 604 [E2]	76 066 [E2]	76 066 [X]	901	785	769	803	803	C		
12 237	20 982	21 912	26 906	26 906 [X]	820	690	831	773	773	NC		
167 987	159 054	197 591	215 790	220 954 [I]	85	69	73	85	84	All	Logs	Slovenia
122 186	116 564	160 872	157 530	174 982 [C]	90	70	72	79	80	C		
45 801	42 490	36 719	58 260	45 972 [C]	76	67	75	105	99	NC		
282 845	222 563	190 562	184 465	263 441 [I]	269	224	214	230	238	All	Sawn	
237 756	179 274	141 766	132 134	198 468 [C]	246	200	183	196	211	C		
45 089	43 289	48 796	52 331	64 972 [C]	545	443	431	408	388	NC		
33 246	27 711	35 675	34 553	37 557 [I]	1 830	1 571	1 539	1 597	1 946	All	Ven	
1 607	1 294	1 250	1 116	1 830 [C]	1 218	1 025	1 233	1 483	2 393	C		
31 639	26 417	34 425	33 438	35 726 [C]	1 878	1 613	1 553	1 601	1 927	NC		
43 970	40 231	28 808 [I]	49 746 [I]	49 746 [X]	814	676	436	745	745	All	Ply	
30 080	29 213	17 275 [CBI]	40 319 [E2]	40 319 [X]	687	572	298	667	667	C		
13 890	11 017	11 533	9 428	9 428 [X]	1 357	1 310	1 419	1 474	1 474	NC		

Table 1-2-a. Trade of All Timber by ITTO Consumers - Value (1000$ and $/m³)

Country	Product	Species	Imports Value (1000$) 2014	2015	2016	2017	2018	Imports Unit Value ($/m³) 2014	2015	2016	2017	2018
Spain	Logs	All	143 897	79 268 [I]	70 410 [I]	78 945 [I]	75 132 [I]	82	96	106	105	114
		C	30 281	27 384	29 582	33 055	33 678 [C]	66	70	78	83	77
		NC	113 616	51 885 [CB]	40 828 [CB]	45 890 [CI]	41 454 [C]	88	120	144	130	186
	Sawn	All	286 041	288 801	305 425 [I]	298 742 [I]	324 095 [I]	281	284	279	274	265
		C	179 516	167 555	175 220	171 451	204 150 [C]	211	194	189	183	193
		NC	106 525	121 246	130 205 [C]	127 291 [C]	119 945 [C]	647	785	787	834	743
	Ven	All	115 781	113 892	132 038	147 544	166 662 [I]	1 250	1 055	956	1 026	1 083
		C	10 035	9 797	10 842	12 512	13 192 [C]	1 225	954	1 126	1 212	1 359
		NC	105 746	104 095	121 195	135 032	153 470 [C]	1 252	1 065	943	1 012	1 065
	Ply	All	63 056	65 762	72 762	77 474	120 218 [I]	609	490	473	532	648
		C	31 827	31 808	31 388	31 419	33 212	482	369	372	401	424
		NC	31 229	33 954	41 374	46 055	87 006 [CB]	832	705	596	686	813
Sweden	Logs	All	590 677	408 126	366 734	402 863	724 408 [I]	73	59	54	52	77
		C	370 683	257 449	240 069	288 561	496 572 [C]	75	60	55	52	77
		NC	219 994	150 677	126 665	114 302	227 836 [C]	69	56	51	54	77
	Sawn	All	171 933 [I]	140 579	147 618	166 757	197 904 [I]	392	321	313	313	486
		C	141 461	114 656	118 814	129 430	144 962 [C]	346	280	277	267	427
		NC	30 472 [C]	25 923	28 804	37 327	52 942 [CB]	1 036	912	674	800	775
	Ven	All	29 421	23 278	24 119	27 168	31 941 [I]	2 450	2 345	2 417	2 459	2 932
		C	4 256	2 551	2 563	3 090	3 987 [CB]	1 206	965	900	808	1 005
		NC	25 165	20 727	21 556	24 078	27 954 [C]	2 968	2 846	3 022	3 333	4 036
	Ply	All	123 934	98 616	108 346	126 767	163 405 [I]	761	659	620	614	754
		C	48 664	39 634	42 700	46 147	62 779 [CB]	617	547	536	568	634
		NC	75 270	58 982	65 645	80 619	100 625 [CB]	895	765	690	643	855
U.K.	Logs	All	60 854	59 263	57 655	62 410	62 410 [X]	125	125	106	127	127
		C	47 761	46 802	41 127	47 029	47 029 [X]	109	113	89	105	105
		NC	13 092	12 461	16 529	15 381	15 381 [X]	274	212	203	375	375
	Sawn	All	2 340 401	1 993 337 [I]	1 906 140	2 078 131 [I]	2 294 582 [I]	364	287	287	247	336
		C	1 886 812	1 606 714 [C]	1 528 586	1 669 307 [C]	1 876 697 [C]	318	246	246	211	297
		NC	453 589	386 623	377 554	408 823	417 886 [C]	914	889	885	816	813
	Ven	All	68 645	45 494	49 370 [I]	34 166 [I]	39 652 [I]	2 884	3 026	1 809	1 068	1 254
		C	1 958	3 028	4 753 [C]	3 246 [C]	3 673 [C]	1 901	1 015	1 769	1 831	2 364
		NC	66 687	42 466	44 618	30 919	35 979 [C]	2 929	3 525	1 813	1 023	1 196
	Ply	All	698 458	703 069	635 732	672 767	780 082 [I]	499	479	430	438	581
		C	191 248	176 341	144 820	170 143	247 598 [C]	391	371	321	343	511
		NC	507 211	526 729	490 912	502 624	532 484 [C]	557	531	478	484	621
Europe Non-EU	**Logs**	**All**	**63 035**	**47 985**	**48 115**	**64 890**	**49 761**	**99**	**81**	**73**	**91**	**88**
		C	**52 767**	**38 847**	**38 369**	**52 961**	**39 339**	**92**	**75**	**69**	**83**	**78**
		NC	**10 268**	**9 139**	**9 747**	**11 930**	**10 423**	**171**	**122**	**95**	**160**	**171**
	Sawn	**All**	**636 378**	**521 665**	**542 187**	**561 118**	**536 286**	**417**	**341**	**359**	**360**	**353**
		C	**541 373**	**437 940**	**449 129**	**471 104**	**469 492**	**381**	**307**	**322**	**323**	**327**
		NC	**95 005**	**83 724**	**93 058**	**90 014**	**66 794**	**891**	**799**	**827**	**907**	**796**
	Ven	**All**	**28 092**	**24 048**	**22 313**	**25 540**	**18 059**	**2 640**	**2 286**	**2 338**	**2 691**	**2 539**
		C	**4 516**	**3 497**	**3 201**	**3 228**	**1 852**	**1 906**	**1 847**	**2 572**	**2 734**	**1 356**
		NC	**23 576**	**20 550**	**19 111**	**22 312**	**16 208**	**2 850**	**2 383**	**2 303**	**2 685**	**2 821**
	Ply	**All**	**310 631**	**255 982**	**261 334**	**290 784**	**288 398**	**999**	**899**	**777**	**851**	**891**
		C	**206 325**	**172 842**	**175 330**	**187 099**	**191 586**	**1 078**	**911**	**789**	**864**	**890**
		NC	**104 306**	**83 139**	**86 004**	**103 685**	**96 811**	**872**	**875**	**752**	**827**	**891**
Albania	Logs	All	1 299 [I]	1 436 [CB]	2 764 [I]	835 [I]	1 277 [I]	80	52	48	54	130
		C	76 [C]	73 [CB]	493 [C]	264 [CB]	446 [CB]	100	36	76	89	97
		NC	1 224 [CB]	1 363 [CB]	2 271 [CB]	572 [C]	831 [CB]	79	54	45	45	159
	Sawn	All	14 457 [I]	10 528 [I]	15 622 [I]	16 445 [I]	14 291 [I]	139	90	182	130	136
		C	12 839 [CBI]	9 102 [CB]	10 691 [CB]	13 127 [CB]	11 515 [CB]	144	87	187	120	135
		NC	1 618 [CBI]	1 427 [CBI]	4 931 [CBI]	3 318 [CB]	2 777 [CB]	110	121	173	196	144
	Ven	All	1 137 [I]	1 010 [I]	669 [I]	1 056 [I]	773 [I]	1 097	1 408	1 283	1 337	1 525
		C	48 [C]	16 [CB]	0 [CBI]	4 [CB]	27 [CB]	897	888	--	215	404
		NC	1 089 [CB]	994 [CB]	669 [CB]	1 052 [CB]	746 [CB]	1 107	1 421	1 283	1 363	1 694
	Ply	All	1 363 [I]	1 509 [I]	2 593 [I]	720 [I]	3 713 [I]	646	620	556	479	543
		C	341 [C]	157 [CB]	171 [C]	147 [CB]	34 [CB]	558	459	394	377	560
		NC	1 021 [CB]	1 352 [CB]	2 422 [CB]	572 [C]	3 679 [CB]	682	647	573	515	542
Norway	Logs	All	38 134	25 464	25 754 [I]	43 236 [C]	33 535 [I]	85	67	62	85	83
		C	37 176	24 543	25 284	40 003 [C]	31 327 [CB]	83	65	61	80	78
		NC	958	920	469 [C]	3 234 [C]	2 209 [CI]	661	655	302	611	812
	Sawn	All	385 359	321 574	328 557 [I]	349 382 [I]	351 699 [I]	382	315	322	335	337
		C	358 734	295 885	304 503	321 487	321 487 [X]	370	303	307	319	319
		NC	26 625	25 689	24 054 [C]	27 895 [C]	30 212 [CB]	682	593	845	794	853
	Ven	All	6 851 [I]	5 587 [I]	4 585 [I]	4 885 [I]	3 684 [I]	1 435	1 210	1 161	1 260	1 293
		C	1 518	677 [C]	358 [CB]	178 [CB]	65 [C]	1 571	1 071	972	1 179	2 057
		NC	5 333 [C]	4 910 [C]	4 226 [C]	4 707 [C]	3 619 [C]	1 401	1 232	1 181	1 264	1 285
	Ply	All	111 386 [I]	89 735 [I]	83 478 [I]	96 398 [I]	91 018 [I]	890	894	597	700	796
		C	41 647	35 785	28 430 [C]	22 838 [C]	27 438 [CB]	1 313	1 120	524	588	726
		NC	69 740 [C]	53 950 [C]	55 049 [C]	73 560 [C]	63 580 [CB]	746	789	643	743	830
Switzerland	Logs	All	23 602	21 086	19 598	20 819	14 949 [I]	137	111	103	110	98
		C	15 516	14 230	12 591	12 694	7 566 [CB]	120	100	91	96	76
		NC	8 086	6 855	7 006	8 124	7 383 [CB]	188	143	137	143	139
	Sawn	All	236 563	189 563	198 009	195 291	170 295 [I]	571	480	490	503	460
		C	169 801	132 953	133 935	136 491	136 491 [X]	470	386	385	400	400
		NC	66 762	56 609	64 074	58 801	33 804 [CB]	1 263	1 139	1 153	1 246	1 158
	Ven	All	20 105	17 450	17 059	19 600	13 602 [I]	4 162	3 366	3 363	4 061	3 621
		C	2 950	2 804	2 843	3 047	1 760 [CB]	2 185	2 254	3 243	3 009	1 388
		NC	17 155	14 646	14 216	16 554	11 842 [CB]	4 928	3 717	3 388	4 340	4 759
	Ply	All	197 882	164 738	175 263	193 666	193 666 [X]	1 077	906	913	956	956
		C	164 337	136 901	146 730	164 114	164 114 [X]	1 033	870	876	926	926
		NC	33 545	27 837	28 534	29 553	29 553 [X]	1 362	1 137	1 160	1 169	1 169

Exports Value (1000$)					Exports Unit Value ($/m³)							
2014	2015	2016	2017	2018	2014	2015	2016	2017	2018	Species	Product	Country
212 812	117 955	118 614	112 537 [I]	126 629 [I]	82	62	54	74	75	All	Logs	Spain
50 752	32 764	31 101	37 941	41 746 [C]	52	42	38	54	62	C		
162 060	85 191	87 513	74 596 [C]	84 883 [C]	99	76	63	92	84	NC		
73 648	65 834	69 604	96 637	96 734 [I]	345	329	285	345	380	All	Sawn	
40 529	34 554	39 410	49 838	56 989 [C]	221	205	192	212	265	C		
33 119	31 280	30 194	46 799	39 745 [C]	1 121	985	779	1 045	1 011	NC		
79 452	65 719	73 061 [I]	84 914 [I]	87 921 [I]	2 132	1 917	1 825	2 072	2 294	All	Ven	
10 177	9 728	11 048	13 488	11 112 [C]	1 837	1 329	1 071	1 468	1 737	C		
69 275	55 992	62 014 [C]	71 426 [C]	76 809 [C]	2 183	2 077	2 087	2 247	2 405	NC		
216 005	217 328	212 799	288 055	344 892 [I]	1 145	971	764	1 052	1 134	All	Ply	
68 099	67 469	40 931	43 309	45 782	1 006	851	689	913	965	C		
147 906	149 858	171 868	244 745	299 110 [C]	1 223	1 036	784	1 082	1 166	NC		
66 934	46 257	45 479	83 876	109 148 [I]	106	81	79	108	158	All	Logs	Sweden
60 367	40 021	41 309	80 578	103 815 [C]	99	74	75	107	160	C		
6 566	6 236	4 170	3 298	5 334 [C]	295	226	213	146	131	NC		
3 449 969	2 994 811 [I]	2 911 520 [I]	3 214 627 [I]	3 209 975 [I]	284	233	224	244	244	All	Sawn	
3 446 039	2 987 466	2 904 257	3 201 464	3 201 464 [X]	284	233	223	244	244	C		
3 930	7 345 [C]	7 263 [CI]	13 163 [C]	8 511 [C]	424	333	378	309	365	NC		
23 264	16 797	17 277 [I]	17 375 [I]	22 186 [I]	1 133	937	959	970	1 091	All	Ven	
22 612	16 259	16 477	16 870	21 388 [C]	1 105	916	920	945	1 057	C		
651	538	801 [C]	505 [C]	798 [C]	8 141	3 303	7 582	8 054	7 522	NC		
18 805	13 718	14 441	13 635	13 512 [I]	603	561	643	637	690	All	Ply	
12 869	9 337	9 380	6 649	6 649 [X]	544	457	502	443	443	C		
5 936	4 381	5 061	6 987	6 863 [C]	791	1 087	1 331	1 090	1 498	NC		
40 879 [I]	30 832 [I]	24 612	30 624 [I]	31 470 [I]	92	100	86	77	82	All	Logs	U.K.
38 740	27 839	20 198	26 073	26 919 [C]	90	103	89	80	86	C		
2 139 [C]	2 992 [C]	4 415	4 551 [C]	4 551 [X]	134	84	75	63	63	NC		
71 082	67 646	66 952	70 520	84 228 [I]	407	363	350	324	417	All	Sawn	
50 337	47 830	46 514	48 353	60 469 [C]	321	287	280	249	343	C		
20 745	19 816	20 438	22 167	23 759 [CB]	1 160	998	820	958	925	NC		
13 502	7 224 [I]	7 840 [I]	7 299 [I]	4 999 [I]	5 042	2 735	4 423	3 015	2 871	All	Ven	
1 992	1 944	1 646 [C]	2 196 [C]	1 604 [C]	1 699	1 084	2 966	1 365	1 680	C		
11 510	5 279 [C]	6 194 [C]	5 103 [C]	3 396 [C]	7 647	6 234	5 087	6 289	4 317	NC		
41 862	31 833	36 056	42 510	46 816 [I]	585	701	550	464	812	All	Ply	
11 466	6 092	7 525	6 870	11 066 [C]	500	440	425	362	654	C		
30 396	25 741	28 531	35 639	35 749 [C]	625	816	596	491	878	NC		
322 438	**293 938**	**248 852**	**263 946**	**260 433**	**80**	**64**	**60**	**61**	**61**	**All**	**Logs**	
291 772	**267 177**	**223 542**	**236 133**	**227 405**	**78**	**62**	**59**	**60**	**59**	**C**		
30 666	**26 761**	**25 309**	**27 813**	**33 029**	**99**	**86**	**78**	**75**	**88**	**NC**		
190 031	**158 972**	**173 717**	**193 629**	**194 136**	**263**	**208**	**213**	**220**	**218**	**All**	**Sawn**	
179 508	**149 767**	**164 367**	**179 815**	**180 134**	**258**	**203**	**208**	**213**	**213**	**C**		
10 523	**9 205**	**9 349**	**13 814**	**14 002**	**384**	**355**	**386**	**377**	**325**	**NC**		**Europe**
10 073	**8 375**	**6 365**	**7 015**	**5 705**	**4 018**	**3 657**	**3 190**	**3 195**	**2 900**	**All**	**Ven**	**Non-EU**
2 137	**1 717**	**1 567**	**1 035**	**994**	**4 656**	**4 728**	**4 126**	**4 528**	**2 870**	**C**		
7 936	**6 658**	**4 798**	**5 980**	**4 711**	**3 875**	**3 455**	**2 970**	**3 040**	**2 906**	**NC**		
24 319	**21 802**	**24 298**	**26 027**	**21 154**	**2 710**	**2 455**	**1 620**	**878**	**2 075**	**All**	**Ply**	
7 355	**7 006**	**4 134**	**3 423**	**3 486**	**2 758**	**2 974**	**2 582**	**2 940**	**2 792**	**C**		
16 963	**14 796**	**20 165**	**22 604**	**17 668**	**2 690**	**2 268**	**1 505**	**794**	**1 975**	**NC**		
14 [CB]	21 [I]	317 [I]	2 [I]	10 [I]	52	419	159	84	336	All	Logs	Albania
14 [CB]	0 [CB]	34 [CBI]	0 [I]	8 [CB]	52	--	85	--	2 653	C		
0 [CB]	21 [CB]	283 [CBI]	2 [CB]	2 [X]	--	419	178	84	84	NC		
2 584 [CB]	2 386 [I]	2 282 [I]	2 039 [I]	3 165 [I]	345	284	334	344	298	All	Sawn	
236 [CB]	249 [CB]	662 [CB]	393 [CB]	712 [CB]	253	215	359	299	551	C		
2 348 [CB]	2 137 [CBI]	1 620 [CB]	1 646 [CB]	2 454 [CB]	358	296	325	356	263	NC		
21 [I]	2 [I]	31 [I]	16 [I]	14 [I]	812	869	1 005	760	315	All	Ven	
0 [CB]	2 [CB]	31 [CB]	16 [CB]	13 [CB]	--	869	1 005	760	300	C		
21 [CB]	0 [CB]	0 [CB]	0 [CB]	1 [CB]	812	--	--	--	3 522	NC		
3 [I]	8 [I]	76 [I]	4 [I]	0 [CB]	118	74	708	672	--	All	Ply	
0 [E]	0 [CB]	1 [CB]	0 [CB]	0 [CB]	--	389	443	649	--	C		
3 [CB]	7 [CB]	75 [CB]	4 [CB]	0 [CB]	118	71	715	672	--	NC		
235 775	228 479	192 973 [I]	207 895 [I]	207 895 [X]	72	57	55	56	56	All	Logs	Norway
229 257	223 033	186 427 [C]	199 177 [C]	199 177 [X]	72	58	55	56	56	C		
6 518	5 446	6 546	8 718	8 718 [X]	60	49	46	48	48	NC		
136 856	114 934	129 193 [I]	143 047 [I]	143 047 [X]	265	203	215	219	219	All	Sawn	
135 346	113 579	127 150	139 917	139 917 [X]	262	202	212	217	217	C		
1 510	1 355	2 043 [C]	3 130 [C]	3 130 [X]	1 273	384	1 094	459	459	NC		
110	64	38 [I]	94 [I]	4 [I]	2 674	3 042	1 368	1 691	519	All	Ven	
61	53	13 [C]	3 [C]	3 [C]	3 807	2 808	3 191	1 920	832	C		
49	11	25 [C]	90 [C]	2 [C]	1 948	5 262	1 067	1 684	322	NC		
16 667	14 835	17 114 [I]	18 914 [I]	11 759 [I]	3 498	3 168	1 657	753	2 145	All	Ply	
4 296	3 681	172 [C]	72 [C]	135 [C]	2 788	2 976	935	2 113	1 139	C		
12 371	11 153	16 942 [C]	18 842 [C]	11 624 [C]	3 837	3 238	1 670	751	2 167	NC		
86 649	65 438	55 562 [I]	56 049 [I]	52 528 [I]	113	102	93	92	96	All	Logs	Switzerland
62 501	44 145	37 081 [C]	36 957 [C]	28 220 [CB]	111	100	89	87	80	C		
24 148	21 293	18 481	19 092	24 308 [CB]	119	106	103	102	124	NC		
50 590	41 652	42 242	48 544	47 924 [I]	254	217	203	217	213	All	Sawn	
43 925	35 939	36 555	39 505	39 505 [X]	245	204	192	200	200	C		
6 665	5 713	5 686	9 038	8 419 [CB]	340	376	328	358	312	NC		
9 943	8 310	6 296	6 906	5 687 [I]	4 073	3 665	3 252	3 259	2 969	All	Ven	
2 076	1 662	1 523	1 016	978 [CB]	4 686	4 859	4 420	4 932	3 262	C		
7 867	6 648	4 773	5 890	4 709 [CB]	3 938	3 453	2 999	3 079	2 915	NC		
7 649	6 959	7 108	7 109	9 395 [I]	1 830	1 699	1 559	1 577	1 993	All	Ply	
3 059	3 324	3 960	3 351	3 351 [X]	2 717	2 973	2 801	2 965	2 965	C		
4 589	3 635	3 148	3 758	6 043 [CB]	1 503	1 221	1 001	1 113	1 686	NC		

Table 1-2-a. Trade of All Timber by ITTO Consumers - Value (1000$ and $/m³)

Country	Product	Species	Imports Value (1000$) 2014	2015	2016	2017	2018	Imports Unit Value ($/m³) 2014	2015	2016	2017	2018
U.S.A.	Logs	All	90 060	92 943	89 047	86 624	86 624	86	78	71	75	75
		C	60 333	62 519	57 694	57 094	57 094	100	87	82	82	82
		NC	29 727	30 424	31 352	29 530	29 530	67	64	58	65	65
	Sawn	All	5 726 343	5 473 652	6 807 870	7 148 093	7 604 550	257	224	240	261	282
		C	5 213 417	4 916 422	6 296 574	6 630 781	7 087 750	246	211	230	248	269
		NC	512 926	557 229	511 295	517 311	516 800	493	490	532	715	791
	Ven	All	627 908	336 750	374 149	384 909	452 176	1 566	1 056	1 218	1 205	1 317
		C	153 968	176 960	178 671	190 663	239 522	734	790	874	896	1 000
		NC	473 940	159 790	195 478	194 247	212 654	2 477	1 682	1 904	1 819	2 047
	Ply	All	2 228 388	2 660 293	2 742 882	2 253 387	2 752 086	740	631	574	479	553
		C	261 413	362 698	435 724	574 418	1 073 117	459	428	356	328	530
		NC	1 966 975	2 297 595	2 307 158	1 678 969	1 678 969	806	682	650	568	568
U.S.A.	Logs	All	90 060 [I]	92 943 [I]	89 047 [C]	86 624 [I]	86 624 [X]	86	78	71	75	75
		C	60 333 [C]	62 519 [C]	57 694 [C]	57 094 [F1]	57 094 [X]	100	87	82	82	82
		NC	29 727	30 424	31 352 [C]	29 530 [C]	29 530 [X]	67	64	58	65	65
	Sawn	All	5 726 343 [I]	5 473 652 [I]	6 807 870 [E2]	7 148 093 [E2]	7 604 550 [I]	257	224	240	261	282
		C	5 213 417 [F]	4 916 422 [F]	6 296 574 [E2]	6 630 781 [E2]	7 087 750 [CB]	246	211	230	248	269
		NC	512 926 [E]	557 229 [C]	511 295 [E2]	517 311 [E2]	516 800 [C]	493	490	532	715	791
	Ven	All	627 908 [E]	336 750 [E]	374 149 [I]	384 909 [I]	452 176 [I]	1 566	1 056	1 218	1 205	1 317
		C	153 968 [E]	176 960 [E]	178 671 [CB]	190 663 [CB]	239 522 [C]	734	790	874	896	1 000
		NC	473 940 [E]	159 790 [E]	195 478 [E2]	194 247 [E2]	212 654 [C]	2 477	1 682	1 904	1 819	2 047
	Ply	All	2 228 388 [I]	2 660 293 [I]	2 742 882 [I]	2 253 387	2 752 086 [I]	740	631	574	479	553
		C	261 413	362 698	435 724	574 418	1 073 117 [C]	459	428	356	328	530
		NC	1 966 975 [E2]	2 297 595 [C]	2 307 158 [C]	1 678 969	1 678 969 [X]	806	682	650	568	568
Consumers Total	Logs	All	18 806 490	13 361 834	13 834 070	15 271 140	16 648 364	159	119	118	129	131
		C	9 979 510	7 267 036	8 121 409	8 942 815	9 729 880	125	94	99	108	109
		NC	8 826 977	6 094 798	5 712 660	6 328 326	6 918 484	230	177	163	177	180
	Sawn	All	29 467 218	26 926 413	29 191 358	32 027 691	34 213 190	316	271	263	272	285
		C	20 881 745	18 879 999	20 845 762	22 857 112	24 992 637	271	227	223	230	246
		NC	8 585 471	8 046 414	8 345 594	9 170 581	9 220 553	534	507	483	495	495
	Ven	All	2 535 227	2 043 341	2 204 580	2 292 157	2 465 865	818	662	698	742	800
		C	419 113	397 654	429 258	465 993	541 448	591	571	563	545	611
		NC	2 116 114	1 645 687	1 775 322	1 826 164	1 924 416	885	689	741	817	876
	Ply	All	10 787 230	9 687 483	9 589 384	9 707 329	10 965 081	666	564	531	520	581
		C	2 064 389	1 989 131	2 018 505	2 292 718	2 943 190	498	447	404	410	518
		NC	8 722 841	7 698 353	7 570 878	7 414 611	8 021 891	724	604	579	567	607
	Total	All	61 596 165	52 019 071	54 819 391	59 298 317	64 292 500	--	--	--	--	--
		C	33 344 757	28 533 819	31 414 934	34 558 638	38 207 155	--	--	--	--	--
		NC	28 251 403	23 485 251	23 404 455	24 739 682	26 085 345	--	--	--	--	--
ITTO Total	Logs	All	21 496 384	15 495 565	15 759 540	17 164 316	18 445 795	168	129	124	134	135
		C	10 261 541	7 456 396	8 329 851	9 144 370	9 950 506	124	94	99	109	109
		NC	11 234 840	8 039 169	7 429 689	8 019 947	8 495 288	246	196	174	184	187
	Sawn	All	32 342 941	29 697 964	31 654 128	34 617 439	37 046 206	323	279	266	275	289
		C	21 857 378	19 815 751	21 831 583	23 850 892	26 210 764	270	227	223	230	247
		NC	10 485 562	9 882 212	9 822 543	10 766 549	10 835 443	541	516	471	483	489
	Ven	All	2 975 434	2 575 119	2 805 278	2 949 983	3 109 135	821	681	711	751	810
		C	521 162	504 207	580 443	619 336	696 784	600	576	593	558	644
		NC	2 454 272	2 070 913	2 224 835	2 330 646	2 412 352	891	712	750	826	875
	Ply	All	12 237 904	11 156 823	11 077 983	11 363 415	12 921 303	654	561	523	505	568
		C	2 466 199	2 415 154	2 392 231	2 688 707	3 473 955	494	445	403	408	513
		NC	9 771 704	8 741 669	8 685 752	8 674 707	9 447 348	712	605	570	546	591
	Total	All	69 052 663	58 925 471	61 296 930	66 095 153	71 522 440	--	--	--	--	--
		C	35 106 279	30 191 506	33 134 108	36 303 306	40 332 008	--	--	--	--	--
		NC	33 946 378	28 733 963	28 162 819	29 791 850	31 190 431	--	--	--	--	--
Rest of the world	Logs	All	688 476	640 927	589 001	701 312	660 381	89	85	84	101	94
		C	365 498	336 472	282 175	321 387	336 537	74	68	65	74	74
		NC	322 977	304 455	306 826	379 926	323 843	115	115	114	148	130
	Sawn	All	7 431 551	5 916 753	5 099 489	5 077 572	5 066 226	243	213	201	204	214
		C	5 886 258	4 438 679	3 793 230	3 755 618	3 851 067	217	181	170	171	180
		NC	1 545 293	1 478 074	1 306 259	1 321 953	1 215 159	440	448	415	448	509
	Ven	All	509 822	462 104	443 486	470 272	462 147	1 161	1 043	1 207	1 152	1 328
		C	67 376	51 147	46 393	37 935	46 204	1 017	876	805	767	701
		NC	442 446	410 957	397 093	432 336	415 943	1 187	1 068	1 281	1 205	1 475
	Ply	All	3 626 889	3 246 443	3 031 230	2 827 872	2 762 541	510	490	456	382	409
		C	1 148 152	1 026 843	548 435	521 164	500 616	426	419	387	365	389
		NC	2 478 737	2 219 600	2 482 795	2 306 708	2 261 925	562	531	475	386	414
	Total	All	12 256 738	10 266 227	9 163 206	9 077 028	8 951 295	--	--	--	--	--
		C	7 467 284	5 853 141	4 670 232	4 636 104	4 734 424	--	--	--	--	--
		NC	4 789 454	4 413 086	4 492 973	4 440 923	4 216 870	--	--	--	--	--
World	Logs	All	22 184 860	16 136 492	16 348 541	17 865 629	19 106 175	163	126	122	133	133
		C	10 627 039	7 792 867	8 612 026	9 465 757	10 287 043	121	92	97	107	107
		NC	11 557 817	8 343 624	7 736 515	8 399 873	8 819 132	238	191	171	182	184
	Sawn	All	39 774 492	35 614 717	36 753 617	39 695 011	42 112 432	304	266	255	263	277
		C	27 743 636	24 254 430	25 624 813	27 606 510	30 061 831	257	217	213	220	236
		NC	12 030 855	11 360 286	11 128 802	12 088 502	12 050 602	525	506	464	479	491
	Ven	All	3 485 256	3 037 223	3 248 765	3 420 254	3 571 282	858	719	753	788	853
		C	588 537	555 354	626 836	657 272	742 988	629	595	605	567	647
		NC	2 896 718	2 481 870	2 621 928	2 762 983	2 828 295	926	754	800	869	930
	Ply	All	15 864 793	14 403 266	14 109 213	14 191 287	15 683 844	614	543	507	475	531
		C	3 614 351	3 441 997	2 940 665	3 209 871	3 974 571	470	437	400	400	493
		NC	12 250 441	10 961 269	11 168 547	10 981 415	11 709 273	675	588	546	502	546
	Total	All	81 309 400	69 191 698	70 460 136	75 172 181	80 473 734	--	--	--	--	--
		C	42 573 563	36 044 647	37 804 341	40 939 410	45 066 432	--	--	--	--	--
		NC	38 735 831	33 147 049	32 655 792	34 232 773	35 407 302	--	--	--	--	--

Exports Value (1000$)					Exports Unit Value ($/m³)							
2014	2015	2016	2017	2018	2014	2015	2016	2017	2018	Species	Product	Country
2 465 230	**1 991 598**	**2 004 563**	**2 284 451**	**2 237 742**	**176**	**162**	**166**	**173**	**189**	**All**	**Logs**	**U.S.A.**
1 727 682	**1 274 057**	**1 267 050**	**1 412 787**	**1 301 589**	**147**	**128**	**131**	**131**	**140**	**C**		
737 548	**717 541**	**737 514**	**871 664**	**936 153**	**331**	**311**	**313**	**364**	**368**	**NC**		
3 513 981	**3 104 548**	**3 304 076**	**3 791 806**	**3 789 548**	**506**	**493**	**490**	**513**	**551**	**All**	**Sawn**	
1 176 908	**1 021 050**	**1 018 341**	**1 129 717**	**1 129 717**	**387**	**373**	**366**	**391**	**391**	**C**		
2 337 073	**2 083 498**	**2 285 735**	**2 662 089**	**2 659 831**	**599**	**585**	**577**	**591**	**668**	**NC**		
337 133	**324 782**	**318 436**	**303 412**	**324 472**	**2 459**	**2 564**	**2 575**	**3 037**	**2 888**	**All**	**Ven**	
27 859	**23 258**	**23 752**	**24 359**	**26 271**	**1 457**	**1 698**	**1 883**	**3 691**	**1 438**	**C**		
309 274	**301 524**	**294 683**	**279 052**	**298 200**	**2 622**	**2 669**	**2 654**	**2 991**	**3 169**	**NC**		
384 842	**253 630**	**257 627**	**262 042**	**262 042**	**465**	**461**	**376**	**345**	**345**	**All**	**Ply**	
206 717	**158 582**	**161 603**	**180 726**	**180 726**	**393**	**395**	**298**	**311**	**311**	**C**		
178 125	**95 048**	**96 024**	**81 316**	**81 316**	**590**	**638**	**672**	**453**	**453**	**NC**		
2 465 230 [I]	1 991 598 [C]	2 004 563 [C]	2 284 451 [I]	2 237 742 [I]	176	162	166	173	189	All	Logs	U.S.A.
1 727 682	1 274 057 [C]	1 267 050 [C]	1 412 787 [F1]	1 301 589 [CB]	147	128	131	131	140	C		
737 548 [F]	717 541 [C]	737 514 [C]	871 664 [C]	936 153 [C]	331	311	313	364	368	NC		
3 513 981 [F1]	3 104 548 [I]	3 304 076 [I]	3 791 806 [I]	3 789 548 [I]	506	493	490	513	551	All	Sawn	
1 176 908 [F]	1 021 050 [F]	1 018 341 [F]	1 129 717 [F]	1 129 717 [X]	387	373	366	391	391	C		
2 337 073 [F]	2 083 498 [C]	2 285 735 [C]	2 662 089 [C]	2 659 831 [C]	599	585	577	591	668	NC		
337 133 [I]	324 782 [I]	318 436 [I]	303 412 [I]	324 472 [I]	2 459	2 564	2 575	3 037	2 888	All	Ven	
27 859 [CB]	23 258 [CB]	23 752 [CB]	24 359 [CB]	26 271 [CB]	1 457	1 698	1 883	3 691	1 438	C		
309 274 [C]	301 524 [C]	294 683 [C]	279 052 [C]	298 200 [C]	2 622	2 669	2 654	2 991	3 169	NC		
384 842 [I]	253 630 [I]	257 627	262 042	262 042 [X]	465	461	376	345	345	All	Ply	
206 717	158 582	161 603	180 726	180 726 [X]	393	395	298	311	311	C		
178 125 [E]	95 048 [E2]	96 024	81 316	81 316 [X]	590	638	672	453	453	NC		
8 240 221	**6 837 903**	**7 227 188**	**8 653 831**	**9 524 282**	**105**	**95**	**97**	**105**	**109**	**All**	**Logs**	**Consumers Total**
5 949 618	**4 950 624**	**5 316 035**	**6 445 526**	**7 118 052**	**97**	**87**	**89**	**97**	**100**	**C**		
2 290 602	**1 887 280**	**1 911 155**	**2 208 306**	**2 406 229**	**136**	**124**	**127**	**143**	**143**	**NC**		
19 776 412	**16 852 520**	**17 239 211**	**19 113 431**	**19 828 629**	**316**	**277**	**270**	**286**	**301**	**All**	**Sawn**	
14 624 793	**12 199 067**	**12 318 548**	**13 566 714**	**14 136 446**	**276**	**237**	**228**	**240**	**254**	**C**		
5 151 619	**4 653 452**	**4 920 663**	**5 546 716**	**5 692 183**	**530**	**495**	**505**	**532**	**555**	**NC**		
1 816 843	**1 656 790**	**1 701 281**	**1 874 897**	**2 007 553**	**1 373**	**1 262**	**1 294**	**1 339**	**1 446**	**All**	**Ven**	
239 266	**215 399**	**229 895**	**208 332**	**216 591**	**689**	**656**	**729**	**660**	**672**	**C**		
1 577 577	**1 441 391**	**1 471 387**	**1 666 565**	**1 790 962**	**1 616**	**1 464**	**1 472**	**1 536**	**1 680**	**NC**		
9 377 025	**8 552 213**	**8 803 271**	**8 806 522**	**9 372 454**	**673**	**577**	**579**	**532**	**630**	**All**	**Ply**	
2 353 477	**1 961 330**	**1 760 600**	**1 760 700**	**1 827 115**	**537**	**504**	**444**	**458**	**510**	**C**		
7 023 548	**6 590 882**	**7 042 672**	**7 045 822**	**7 545 339**	**736**	**604**	**627**	**555**	**668**	**NC**		
39 210 501	**33 899 426**	**34 970 952**	**38 448 681**	**40 732 917**	**--**	**--**	**--**	**--**	**--**	**All**	**Total**	
23 167 155	**19 326 420**	**19 625 077**	**21 981 272**	**23 298 204**	**--**	**--**	**--**	**--**	**--**	**C**		
16 043 346	**14 573 005**	**15 345 876**	**16 467 409**	**17 434 713**	**--**	**--**	**--**	**--**	**--**	**NC**		
13 924 616	**10 337 710**	**10 323 362**	**11 691 688**	**12 747 305**	**149**	**121**	**117**	**124**	**127**	**All**	**Logs**	**ITTO Total**
5 996 383	**4 971 152**	**5 328 350**	**6 468 866**	**7 138 214**	**97**	**87**	**89**	**97**	**101**	**C**		
7 928 233	**5 366 559**	**4 995 013**	**5 222 823**	**5 609 090**	**248**	**191**	**176**	**189**	**192**	**NC**		
24 818 799	**22 140 469**	**22 320 675**	**24 652 186**	**25 335 087**	**340**	**307**	**292**	**304**	**318**	**All**	**Sawn**	
14 923 225	**12 555 595**	**12 751 375**	**14 100 988**	**14 759 089**	**276**	**237**	**227**	**239**	**253**	**C**		
9 895 574	**9 584 873**	**9 569 300**	**10 551 198**	**10 575 998**	**526**	**504**	**475**	**481**	**495**	**NC**		
2 439 906	**2 286 738**	**2 382 198**	**2 545 911**	**2 641 701**	**801**	**742**	**786**	**883**	**937**	**All**	**Ven**	
280 033	**261 381**	**282 618**	**259 331**	**270 240**	**703**	**675**	**716**	**634**	**612**	**C**		
2 159 872	**2 025 358**	**2 099 580**	**2 286 580**	**2 371 461**	**815**	**752**	**797**	**925**	**998**	**NC**		
14 246 226	**12 973 117**	**12 883 024**	**12 778 997**	**13 681 273**	**637**	**564**	**544**	**507**	**591**	**All**	**Ply**	
3 330 771	**2 960 321**	**2 668 739**	**2 757 069**	**2 944 026**	**492**	**454**	**384**	**399**	**465**	**C**		
10 915 455	**10 012 795**	**10 214 285**	**10 021 928**	**10 737 248**	**700**	**607**	**610**	**548**	**639**	**NC**		
55 429 547	**47 738 035**	**47 909 259**	**51 668 782**	**54 405 366**	**--**	**--**	**--**	**--**	**--**	**All**	**Total**	
24 530 412	**20 748 449**	**21 031 082**	**23 586 253**	**25 111 570**	**--**	**--**	**--**	**--**	**--**	**C**		
30 899 134	**26 989 584**	**26 878 177**	**28 082 529**	**29 293 797**	**--**	**--**	**--**	**--**	**--**	**NC**		
5 331 892	**4 099 215**	**3 891 994**	**4 366 028**	**4 564 915**	**128**	**109**	**95**	**114**	**113**	**All**	**Logs**	**Rest of the world**
2 379 723	**1 717 146**	**1 876 353**	**1 914 087**	**2 016 552**	**95**	**77**	**75**	**84**	**85**	**C**		
2 952 170	**2 382 069**	**2 015 641**	**2 451 940**	**2 548 362**	**179**	**154**	**128**	**160**	**151**	**NC**		
14 633 350	**12 572 690**	**13 254 790**	**14 774 930**	**15 175 660**	**237**	**195**	**187**	**202**	**212**	**All**	**Sawn**	
12 824 430	**11 024 300**	**11 991 710**	**13 456 290**	**13 768 570**	**222**	**182**	**179**	**194**	**205**	**C**		
1 808 923	**1 548 384**	**1 263 079**	**1 318 642**	**1 407 096**	**445**	**379**	**332**	**332**	**324**	**NC**		
605 409	**596 655**	**645 425**	**728 598**	**867 200**	**764**	**648**	**639**	**662**	**699**	**All**	**Ven**	
277 582	**278 886**	**287 957**	**310 372**	**401 039**	**633**	**573**	**499**	**491**	**523**	**C**		
327 827	**317 770**	**357 467**	**418 226**	**466 161**	**924**	**733**	**828**	**893**	**984**	**NC**		
2 245 026	**2 086 004**	**2 016 100**	**2 155 921**	**2 495 183**	**559**	**460**	**407**	**435**	**495**	**All**	**Ply**	
644 227	**687 944**	**606 798**	**597 250**	**717 406**	**498**	**444**	**382**	**388**	**530**	**C**		
1 600 799	**1 398 059**	**1 409 303**	**1 558 671**	**1 777 777**	**588**	**469**	**418**	**456**	**483**	**NC**		
22 815 677	**19 354 564**	**19 808 309**	**22 025 477**	**23 102 958**	**--**	**--**	**--**	**--**	**--**	**All**	**Total**	
16 125 961	**13 708 276**	**14 762 818**	**16 277 998**	**16 903 567**	**--**	**--**	**--**	**--**	**--**	**C**		
6 689 719	**5 646 282**	**5 045 490**	**5 747 479**	**6 199 396**	**--**	**--**	**--**	**--**	**--**	**NC**		
19 256 508	**14 436 925**	**14 215 356**	**16 057 716**	**17 312 220**	**142**	**117**	**110**	**121**	**123**	**All**	**Logs**	**World**
8 376 106	**6 688 298**	**7 204 703**	**8 382 953**	**9 154 766**	**97**	**84**	**85**	**94**	**97**	**C**		
10 880 403	**7 748 628**	**7 010 654**	**7 674 763**	**8 157 452**	**224**	**178**	**159**	**179**	**177**	**NC**		
39 452 149	**34 713 159**	**35 575 465**	**39 427 116**	**40 510 747**	**293**	**254**	**242**	**256**	**268**	**All**	**Sawn**	
27 747 655	**23 579 895**	**24 743 085**	**27 557 278**	**28 527 659**	**248**	**208**	**201**	**215**	**227**	**C**		
11 704 497	**11 133 257**	**10 832 379**	**11 869 840**	**11 983 094**	**511**	**481**	**452**	**458**	**466**	**NC**		
3 045 315	**2 883 394**	**3 027 622**	**3 274 508**	**3 508 901**	**793**	**721**	**749**	**822**	**864**	**All**	**Ven**	
557 615	**540 266**	**570 575**	**569 702**	**671 279**	**667**	**618**	**587**	**547**	**556**	**C**		
2 487 699	**2 343 127**	**2 457 047**	**2 704 806**	**2 837 622**	**828**	**749**	**801**	**920**	**995**	**NC**		
16 491 252	**15 059 121**	**14 899 124**	**14 934 918**	**16 176 456**	**625**	**547**	**520**	**495**	**574**	**All**	**Ply**	
3 974 998	**3 648 266**	**3 275 536**	**3 354 319**	**3 661 432**	**493**	**452**	**384**	**397**	**476**	**C**		
12 516 254	**11 410 854**	**11 623 588**	**11 580 599**	**12 515 025**	**683**	**586**	**578**	**533**	**611**	**NC**		
78 245 224	**67 092 599**	**67 717 568**	**73 694 259**	**77 508 324**	**--**	**--**	**--**	**--**	**--**	**All**	**Total**	
40 656 373	**34 456 725**	**35 793 899**	**39 864 251**	**42 015 137**	**--**	**--**	**--**	**--**	**--**	**C**		
37 588 853	**32 635 866**	**31 923 668**	**33 830 008**	**35 493 194**	**--**	**--**	**--**	**--**	**--**	**NC**		

Table 1-2-b. Trade of Tropical Timber by ITTO Consumers - Value (1000$ and $/m³)

Country	Product	Imports Value (1000$) 2014	2015	2016	2017	2018	Imports Unit Value ($/m³) 2014	2015	2016	2017	2018
Asia-Pacific	**Logs**	**5 988 641**	**3 728 511**	**3 181 751**	**3 517 388**	**3 587 272**	**465**	**350**	**302**	**320**	**313**
	Sawn	**2 644 072**	**2 586 998**	**2 676 817**	**3 064 290**	**2 919 316**	**545**	**457**	**380**	**391**	**384**
	Ven	**260 324**	**240 357**	**284 384**	**190 945**	**182 707**	**221**	**205**	**256**	**249**	**240**
	Ply	**2 534 067**	**1 941 420**	**2 009 766**	**2 070 242**	**2 129 860**	**738**	**649**	**653**	**611**	**617**
Australia	Logs	247 [C]	226 [C]	240 [CB]	63 [CB]	1 179 [C]	1 018	991	955	610	561
	Sawn	51 917 [C]	39 775 [C]	36 250 [C]	34 178 [C]	27 113 [C]	1 110	978	858	935	848
	Ven	5 388 [C]	8 262 [C]	6 347 [C]	5 368 [C]	5 077 [C]	1 475	1 537	1 722	1 694	1 808
	Ply	85 611 [C]	69 895 [CB]	75 814 [CB]	80 627 [C]	73 464 [C]	878	770	697	769	793
China	Logs	5 466 533 [*]	3 437 704 [*]	2 950 590 [*]	3 352 336 [C]	3 456 000 [*]	464	347	300	319	312
	Sawn	2 210 351 [*]	2 232 982 [C]	2 394 756 [*]	2 779 170 [C]	2 674 680 [*]	533	437	364	376	372
	Ven	106 401 [C]	90 207 [C]	153 475 [*]	76 707 [C]	76 707 [X]	116	100	175	134	134
	Ply	53 623 [C]	47 405 [C]	62 752 [I]	43 515 [C]	43 515 [X]	738	527	527	523	523
(Hong Kong S.A.R.)	Logs	198 336 [C]	74 839 [C]	26 635 [C]	21 971 [C]	2 595 [C]	1 133	1 134	1 242	3 907	561
	Sawn	87 032 [C]	43 246 [C]	20 007 [C]	20 472 [C]	6 176 [C]	752	990	753	823	807
	Ven	3 510 [CB]	1 096 [CB]	746 [CB]	1 120 [CB]	318 [C]	4 622	3 730	4 137	3 299	2 799
	Ply	36 891 [CB]	36 118 [CB]	34 423 [CB]	30 933 [CB]	25 184 [C]	548	538	481	492	790
(Macao S.A.R.)	Logs	0 [CB]	3 [CB]	0 [C]	4 [CB]	0 [C]	--	2 941	--	1 284	--
	Sawn	1 177 [CB]	17 759 [CB]	3 275 [CB]	815 [CB]	444 [CB]	394	1 122	793	482	522
	Ven	4 [CB]	10 [C]	0 [CB]	0 [C]	0 [C]	7 593	26 630	--	--	--
	Ply	7 343 [CB]	13 846 [CB]	7 680 [CB]	6 797 [CB]	8 211 [CB]	819	853	682	574	551
(Taiwan Province of China)	Logs	183 914 [C]	91 103 [C]	78 793 [C]	55 317 [C]	55 317 [X]	374	281	254	288	288
	Sawn	117 636 [C]	93 824 [C]	73 869 [C]	76 604 [C]	76 604 [X]	359	368	377	384	384
	Ven	76 341 [C]	74 461 [C]	52 161 [C]	49 786 [C]	49 786 [X]	511	477	436	456	456
	Ply	252 870 [CB]	195 498 [CB]	185 344 [CB]	152 761 [C]	152 761 [X]	560	522	486	456	456
Japan	Logs	93 920 [C]	80 873 [C]	72 362 [C]	54 669 [C]	39 600 [CI]	347	341	339	357	330
	Sawn	107 755 [C]	94 154 [C]	83 624 [C]	76 859 [C]	68 106 [I]	857	844	763	812	909
	Ven	23 171 [C]	17 269 [C]	25 319 [C]	22 006 [C]	14 707 [C]	1 339	1 311	1 292	1 412	1 456
	Ply	1 647 518 [C]	1 131 153 [CB]	1 154 577 [C]	1 204 162 [C]	1 274 986 [I]	775	653	710	665	665
Korea, Rep. of	Logs	42 756 [C]	42 799 [C]	52 828 [I]	32 181 [C]	32 181 [X]	293	337	336	325	325
	Sawn	51 421 [C]	52 185 [C]	47 476 [C]	54 557 [C]	45 482	743	802	657	854	720
	Ven	45 334 [C]	48 914 [C]	46 247 [C]	35 676 [C]	35 676 [X]	501	495	499	517	517
	Ply	447 137 [C]	444 899	486 457 [C]	545 311 [C]	545 311 [X]	740	732	646	561	561
New Zealand	Logs	2 933 [C]	964 [C]	302 [C]	847 [C]	400 [C]	1 048	928	831	872	359
	Sawn	16 783 [C]	13 072 [C]	17 561 [C]	21 635 [C]	20 711 [C]	1 303	1 253	1 191	1 248	821
	Ven	177 [C]	137 [C]	90 [C]	284 [CB]	437 [CB]	5 304	2 794	4 856	1 925	2 063
	Ply	3 074	2 605	2 719	6 135 [CB]	6 429 [C]	477	173	384	882	836
EU 28	**Logs**	**122 534**	**108 576**	**116 813**	**108 841**	**99 824**	**588**	**508**	**481**	**518**	**511**
	Sawn	**1 079 958**	**972 612**	**1 027 228**	**922 318**	**1 010 194**	**843**	**762**	**743**	**861**	**877**
	Ven	**277 494**	**235 134**	**276 892**	**277 915**	**285 500**	**1 337**	**1 106**	**1 081**	**1 088**	**1 178**
	Ply	**609 699**	**606 958**	**578 852**	**669 266**	**683 181**	**743**	**653**	**682**	**693**	**807**
Austria	Logs	326 [CB]	1 157 [CB]	708 [I]	207 [CB]	354 [CB]	501	710	708	337	2 123
	Sawn	5 980 [C]	6 571 [CB]	5 629 [C]	6 685 [C]	4 584 [CB]	917	962	880	965	1 171
	Ven	4 015 [E2]	3 751 [E2]	4 098 [E2]	11 959 [E2]	3 112 [CB]	1 687	1 454	1 512	2 058	2 420
	Ply	7 398	5 828	5 556 [C]	5 242 [C]	5 242 [X]	700	604	672	665	665
Belgium	Logs	12 906 [C]	17 331 [C]	18 420 [C]	17 671 [C]	26 260 [C]	641	539	537	477	491
	Sawn	242 434 [C]	239 236 [C]	278 639 [C]	213 746 [C]	213 746 [X]	916	800	823	935	935
	Ven	13 565 [C]	7 175 [C]	10 226 [C]	10 202 [C]	10 174 [C]	1 964	2 041	1 772	1 418	1 420
	Ply	71 172 [C]	56 573 [C]	53 888 [C]	74 831 [C]	65 691 [C]	671	609	547	647	637
Bulgaria	Logs	10 [C]	39 [C]	220 [CB]	6 [CB]	0 [CB]	1 970	1 766	2 020	304	1 699
	Sawn	563 [C]	1 004 [C]	796 [C]	456 [C]	206 [CB]	1 095	699	870	694	1 188
	Ven	431 [C]	204 [C]	310 [C]	594 [C]	653 [CB]	4 621	4 674	2 700	3 724	3 126
	Ply	133 [CB]	318 [C]	258 [C]	1 237 [CB]	170 [CB]	1 303	634	491	405	1 090
Croatia	Logs	123 [CB]	12 [CB]	3 [C]	5 [CB]	1 [CB]	3 953	691	768	57	252
	Sawn	2 428	1 780	1 883	2 220	4 353 [C]	1 148	1 176	1 028	1 277	1 871
	Ven	1 020	313	246	169	211 [C]	2 549	2 455	3 305	2 778	2 798
	Ply	1 084 [C]	1 101 [C]	659	806	1 020 [C]	955	775	901	872	1 083
Cyprus	Logs	9	12	303	266	0 [CB]	859	925	816	855	--
	Sawn	3 024	1 737	1 404	2 354	555 [CB]	879	900	803	521	1 495
	Ven	46	32	31	186 [C]	39 [CB]	1 158	687	1 184	3 353	9 780
	Ply	605 [C]	562 [C]	636 [CB]	1 027 [C]	606 [CB]	671	666	805	578	1 379
Czech Republic	Logs	790 [C]	1 290 [C]	1 325	521	311 [C]	673	667	640	607	569
	Sawn	14 716 [CB]	13 487 [CB]	14 815 [CB]	17 765 [CB]	17 765 [I]	1 212	1 172	1 164	1 168	1 168
	Ven	1 153	1 082	7 222	5 979	6 504	575	683	842	694	754
	Ply	2 266	3 321	2 912	2 749	2 942 [C]	780	881	449	496	686
Denmark	Logs	3 245 [E5]	1 723 [CI]	2 321 [C]	1 319 [C]	1 896 [C]	1 047	968	409	483	1 575
	Sawn	18 225 [CB]	20 488 [CBI]	22 542 [CI]	20 775 [CI]	28 136 [CI]	964	1 310	826	832	990
	Ven	1 535 [CB]	1 445 [CB]	696 [CB]	1 650 [CB]	942 [CB]	1 853	1 468	1 433	1 333	2 419
	Ply	4 792 [CB]	3 730 [CB]	3 235 [CB]	3 656 [CBI]	4 726 [C]	652	636	577	646	809
Estonia	Logs	4	1	19 [CB]	221 [CB]	0 [CB]	1 358	1 297	657	1 199	356
	Sawn	1 151	630	830 [C]	667 [CB]	904 [C]	1 119	1 567	1 044	1 112	1 195
	Ven	545 [CB]	923 [CB]	164	330	470 [C]	5 393	4 352	3 233	5 650	7 315
	Ply	767	642	307 [C]	1 057 [C]	870	1 678	1 512	919	666	870
Finland	Logs	541 [C]	6	3 072 [I]	44	15 [C]	1 227	1 024	1 024	4 447	701
	Sawn	3 017	2 952	3 592 [C]	3 052	3 442 [C]	1 572	1 323	1 589	1 281	2 212
	Ven	504	324	283 [CI]	482	881 [CB]	2 402	3 996	6 012	3 855	6 677
	Ply	748 [CB]	882 [CB]	899 [CB]	1 686 [CB]	1 210 [CB]	895	842	762	603	594
France	Logs	34 720 [C]	32 052 [C]	27 751	20 241	20 241 [X]	445	490	382	387	387
	Sawn	122 128	114 723	103 446	85 986	85 986 [X]	829	725	676	751	751
	Ven	68 006	62 945	74 795	72 188	72 188 [X]	1 064	863	861	1 006	1 006
	Ply	77 658 [CB]	84 270	89 385	126 013	83 600 [CB]	664	733	770	841	1 101

Exports Value (1000$) 2014	2015	2016	2017	2018	Exports Unit Value ($/m³) 2014	2015	2016	2017	2018	Product	Country
21 998	**11 714**	**17 692**	**43 619**	**61 040**	**1 062**	**819**	**461**	**414**	**333**	**Logs**	**Asia-Pacific**
91 634	**59 025**	**47 281**	**47 232**	**27 557**	**828**	**917**	**938**	**868**	**887**	**Sawn**	
36 878	**28 085**	**24 482**	**31 020**	**27 594**	**2 096**	**2 340**	**2 097**	**1 854**	**1 750**	**Ven**	
292 932	**301 363**	**360 515**	**420 269**	**383 738**	**641**	**572**	**575**	**511**	**561**	**Ply**	
418 CB	1 763 CB	1 413 CB	4 700 CB	21 594 CB	205	495	357	375	241	Logs	Australia
2 814 CB	3 267 CB	1 823 CB	2 618 CB	3 601 CB	635	549	548	611	744	Sawn	
180 CB	150 C	153 CB	213 CB	117 CB	1 737	5 242	2 167	1 363	1 292	Ven	
86 CB	331 CB	407 CI	28 C	394 C	760	246	462	324	1 374	Ply	
298 C	508 C	5 621 C	27 619 C	27 619 X	566	686	216	320	320	Logs	China
5 251 C	6 505 C	16 287 C	9 525 C	11 301 CB	752	898	1 020	918	1 216	Sawn	
21 559 C	20 245 C	17 254 C	23 276 C	23 276 X	1 515	1 946	1 748	1 551	1 551	Ven	
272 392 CI	278 397 CI	343 602 I	406 936 C	373 614 C	632	567	567	505	554	Ply	
97 CBI	1 490 CBI	137 CBI	20 CBI	554 CBI	696	353	458	167	525	Logs	(Hong Kong
71 179 C	37 083 C	18 978 C	20 387 C	4 397 C	761	940	784	945	698	Sawn	S.A.R.)
11 332 C	2 748 C	3 127 C	2 908 C	1 680 C	4 628	4 289	5 132	5 125	4 258	Ven	
13 132 C	14 658 C	9 316 C	7 843 C	5 101 C	791	684	679	718	1 097	Ply	
0 C	0 X	0 X	0 CB	0 X	--	--	--	343	--	Logs	(Macao
16 CB	12 CB	45 CB	7 CB	7 X	664	678	396	550	550	Sawn	S.A.R.)
0 C	0 X	0 X	0 I	0 I	--	--	--	--	--	Ven	
19 CB	54 C	56 CB	0 CB	7 CB	730	285	930	1 299	799	Ply	
20 693 C	7 949 C	10 521 C	11 251 C	11 251 X	1 167	1 376	1 292	1 774	1 774	Logs	(Taiwan
11 634 C	10 085 C	7 940 C	13 228 C	7 310 CB	2 379	1 996	2 024	789	751	Sawn	Province of
2 410 CB	3 282 CB	3 198 CB	3 467 CB	2 100 CB	4 218	5 022	3 738	3 897	8 363	Ven	China)
3 441 C	4 130 CB	2 802 CBI	1 904 CB	1 027 CB	733	416	849	549	846	Ply	
89 CB	4 C	0 C	6 C	0 C	695	705	--	1 616	--	Logs	Japan
222 C	277 C	108 C	558 C	365 C	1 327	1 489	965	1 267	1 318	Sawn	
1 033 C	1 332 C	472 C	1 140 C	403 C	9 937	17 267	13 944	10 302	19 799	Ven	
2 264 C	1 800 C	2 003	3 017	3 017	917	915	1 055	1 157	1 006	Ply	
403	0 C	0 C	22	22	2 996	--	--	931	931	Logs	Korea, Rep. of
427 C	178 C	72 C	304	304	1 252	1 221	1 096	834	834	Sawn	
352	264	264	15	15	2 626	1 569	1 569	4 834	4 834	Ven	
1 249	1 922	1 922	305	305	1 243	1 839	1 839	1 036	1 036	Ply	
0	0 C	0 C	0 C	0 X	--	--	--	--	--	Logs	New Zealand
91 C	1 618	2 028 C	604 C	270 C	322	256	751	1 021	1 173	Sawn	
12	64 C	14 C	1 C	2 C	2 307	1 827	224	1 003	3 566	Ven	
349	72	409	235 C	272 C	270	411	834	778	1 403	Ply	
33 520	**24 701**	**26 742**	**24 129**	**39 603**	**854**	**694**	**548**	**519**	**633**	**Logs**	**EU 28**
324 453	**296 649**	**299 729**	**320 669**	**377 802**	**1 001**	**851**	**753**	**980**	**1 061**	**Sawn**	
92 636	**84 804**	**77 484**	**92 091**	**99 361**	**2 650**	**2 691**	**2 604**	**2 913**	**3 616**	**Ven**	
338 977	**298 075**	**312 595**	**424 153**	**411 062**	**901**	**812**	**744**	**835**	**1 027**	**Ply**	
61 CB	43 CB	0 CBI	0 E	0 X	1 500	337	--	--	--	Logs	Austria
625 C	1 106 C	1 239 C	1 114 C	1 114 X	1 170	1 170	997	1 041	1 041	Sawn	
2 824 C	2 569 C	1 846 C	2 736 C	2 736 X	5 499	4 685	4 936	4 143	4 143	Ven	
2 778 C	1 261 C	935 C	1 219 C	3 919 CB	917	914	682	658	743	Ply	
8 187 C	9 109 CB	15 123 C	11 581 C	18 629 C	522	688	520	496	496	Logs	Belgium
172 386 C	172 030 C	175 455 C	180 483 C	219 587 C	898	796	680	1 063	905	Sawn	
9 953 C	6 728 C	9 458 C	8 284 C	8 398 C	1 869	2 993	1 849	1 377	1 391	Ven	
53 009 C	42 133 C	37 848 C	45 542 C	36 098 C	652	577	487	655	762	Ply	
2	0 C	0 E	0 E	0 X	2 146	--	--	--	--	Logs	Bulgaria
14 C	128	125	146	100 I	516	685	1 211	982	1 000	Sawn	
64 CB	12 CB	57 C	106 C	379 CB	646	508	1 181	3 055	2 612	Ven	
409 CB	293 C	639 C	2 684 C	556 CB	499	343	257	436	613	Ply	
0	0	0	0	0 X	--	--	--	--	--	Logs	Croatia
327	38 C	260	130 C	1 122 C	837	1 282	2 052	1 447	3 371	Sawn	
461 CB	247 C	69 CB	86 C	64 C	5 142	2 241	3 352	3 588	3 036	Ven	
141	85	20	108	227 C	685	664	742	915	1 209	Ply	
0	0	0 CB	1 CB	0 CB	--	--	737	163	--	Logs	Cyprus
0 CB	3 CB	2 CB	5 CB	0 CB	--	851	650	1 705	--	Sawn	
0	16 C	0 CB	0 CB	59 CB	--	346	664	175	1 232	Ven	
0 CB	300 CB	9 CB	1 CB	0 CB	--	536	2 267	1 022	--	Ply	
5 CB	54 CB	6	3	4	502	616	652	676	736	Logs	Czech
597 C	317 C	348 C	558 C	616 C	1 306	1 554	1 616	1 427	2 381	Sawn	Republic
2 465 C	2 307 C	1 741 C	1 551 C	1 896 C	3 505	3 321	1 685	4 635	4 924	Ven	
1 002	865 E2	3 463	4 121	4 482	1 280	1 006	958	1 167	1 270	Ply	
496 C	358 C	291 C	153 C	195 C	279	429	250	353	353	Logs	Denmark
2 910 CB	3 776 CB	5 792 CB	3 670 CB	1 841 CB	1 046	675	816	683	1 645	Sawn	
1 120 C	1 046 C	835 C	646 C	197 C	6 504	7 512	3 482	3 833	4 009	Ven	
1 963	492 CI	637 C	1 771 C	2 438 C	365	478	681	656	1 359	Ply	
0	0	0	0 E	0 X	--	--	--	--	--	Logs	Estonia
679	99	104 C	144 C	164 C	534	260	384	869	531	Sawn	
48	40	24	19	17	4 131	2 871	2 122	4 859	16 689	Ven	
117	150	23	300	238	1 001	704	1 232	675	795	Ply	
1 C	0 CBI	0 I	0 X	0 X	713	440	--	--	--	Logs	Finland
628	405	3 127 C	978 C	1 216 C	1 257	958	927	908	1 514	Sawn	
220	174 C	28 C	61 C	355 C	2 446	5 586	3 426	4 500	2 960	Ven	
208	1 221 C	1 256 C	1 513 C	1 419 C	2 310	3 073	3 528	3 508	4 469	Ply	
2 528	2 344	1 620 C	1 230 C	2 728 CB	522	489	579	409	697	Logs	France
6 137	4 773	3 491 C	5 787 C	5 787 CB	1 228	1 122	1 072	1 069	1 158	Sawn	
7 731 CB	6 768 CB	3 554 C	2 709 C	2 709 X	2 208	1 932	1 821	4 114	4 114	Ven	
69 473 C	70 908 C	69 812 C	78 980 C	78 980 X	996	915	659	655	655	Ply	

Table 1-2-b. Trade of Tropical Timber by ITTO Consumers - Value (1000$ and $/m³)

Country	Product	Imports Value (1000$) 2014	2015	2016	2017	2018	Imports Unit Value ($/m³) 2014	2015	2016	2017	2018
Germany	Logs	10 918 C	6 088 C	8 323 C	7 583 C	3 237 C	418	406	411	607	724
	Sawn	89 637	87 008	79 959 C	66 487	85 344 C	897	862	821	970	1 242
	Ven	16 126	12 344	14 269	11 719	17 832 C	924	874	952	1 154	2 877
	Ply	110 793	104 724	84 184	119 053	107 461 C	790	629	683	687	878
Greece	Logs	1 880 CI	2 097 C	2 718 C	1 509 C	1 277 C	406	295	228	259	330
	Sawn	8 173 CB	4 873 CB	4 110 CB	6 212 CB	11 118 C	1 137	996	902	850	1 021
	Ven	7 867 C	8 779 C	10 428 C	14 699 C	12 316 C	998	858	827	849	807
	Ply	2 217 CB	1 611 CB	2 127 CB	2 901 CB	4 406 C	946	835	758	612	698
Hungary	Logs	41 CB	9 CB	11 CB	7 CB	5 CB	589	444	309	272	1 461
	Sawn	324 C	777 CB	718	275	428 C	1 109	1 032	1 250	1 185	1 068
	Ven	2 535 C	2 479 C	2 343 C	2 205	1 552 C	1 515	1 384	1 272	1 018	1 689
	Ply	4 530 C	3 935 C	6 730	9 210	10 662 C	1 730	1 401	1 318	1 589	2 107
Ireland	Logs	3 666 C	2 767 C	2 934 C	3 920 C	4 447 C	504	493	472	1 042	3 226
	Sawn	14 040 C	14 745 C	15 553	12 856	12 879 C	1 068	952	859	803	922
	Ven	487 C	606 C	526 C	1 863 C	1 100 C	2 536	2 093	1 853	1 156	1 151
	Ply	10 662 CB	11 070 C	10 430 C	13 254 E5	17 409 CB	632	675	668	423	698
Italy	Logs	10 348 C	9 227 C	9 338	10 582 C	6 354 CI	804	512	563	481	477
	Sawn	100 774 C	92 247 C	98 115 C	79 173 C	102 336 CI	621	581	605	624	624
	Ven	65 493 C	61 956 C	63 416 C	60 651 C	64 417 C	1 593	1 295	1 228	1 064	1 265
	Ply	43 553	40 703	36 905 C	41 201 C	40 167 C	817	753	771	748	909
Latvia	Logs	97	8	13 C	219 C	59 C	1 017	844	1 492	976	2 688
	Sawn	777 CB	672 CB	734 CB	759 C	359 C	1 249	1 037	940	1 095	1 503
	Ven	224 CB	250 CB	500 CB	366 CB	157 CB	4 918	4 114	2 801	1 756	2 236
	Ply	539 C	294 C	147 C	96 C	296 C	954	1 015	972	907	677
Lithuania	Logs	56	11 CB	6 CB	24 C	1 C	1 643	305	635	469	626
	Sawn	5 913	6 112	7 395 C	6 784 CB	8 604 I	856	715	952	782	782
	Ven	2 335	938 C	504	249	184 C	2 771	3 008	3 925	2 495	4 844
	Ply	316	495 C	474 C	550 C	637 C	696	661	719	906	845
Luxembourg	Logs	34 CB	91 CBI	44 CB	91 CB	164 CB	1 242	1 811	767	715	3 405
	Sawn	1 026 C	1 260 CB	2 059 C	1 369 CB	2 722 C	928	993	830	1 052	985
	Ven	139 C	78 C	53 C	153 C	127 C	1 477	715	863	1 319	2 052
	Ply	1 785 CB	1 342 CB	1 441 CB	2 706 CB	3 539 CB	733	678	608	639	618
Malta	Logs	61	73	1 CB	33	2 CB	1 421	990	655	754	656
	Sawn	1 105 C	1 648 CB	1 777 CB	1 316 CB	1 592	553	839	802	664	967
	Ven	19 CB	11 CB	21 C	5 CBI	9 CB	13 313	2 922	660	4 693	14 173
	Ply	1 295	906 C	456 CB	1 005 CB	823 CB	522	528	608	621	1 116
Netherlands	Logs	8 216	5 957	8 231	13 592	8 309 CB	1 110	509	508	743	382
	Sawn	201 470 CB	170 348	182 030 CB	190 458 CB	225 942 CB	866	689	612	904	821
	Ven	4 315	4 982	6 124	8 242	8 242 X	830	664	696	749	749
	Ply	116 318	120 694 C	113 163 C	98 259 C	98 259 X	885	683	760	823	823
Poland	Logs	1 206 C	1 444 C	1 020 C	1 288 C	1 360	674	616	573	481	680
	Sawn	21 386 C	19 984 CI	21 516 C	26 885 C	38 078	829	1 249	1 082	1 042	1 904
	Ven	1 117	443	1 009	793	3 421	2 799	2 804	3 351	3 225	3 421
	Ply	17 044	15 544	12 281	8 508 CB	13 431	663	598	711	864	1 343
Portugal	Logs	12 462 C	14 616 C	14 414 C	10 946 C	10 984 C	603	492	517	466	444
	Sawn	20 899	24 718	20 674	24 289 C	23 318 C	856	704	614	604	596
	Ven	5 677	5 031	5 248	6 431	6 798	965	968	979	895	947
	Ply	3 557	514	1 158 C	1 948 C	1 982 C	650	595	639	598	817
Romania	Logs	128	139	164	62	260 C	1 115	603	442	1 346	985
	Sawn	4 519	1 783	2 046	2 979	2 755 C	1 000	851	978	1 071	1 036
	Ven	9 093 C	9 314 C	6 336 C	8 777 C	9 953 C	1 031	914	906	1 017	1 292
	Ply	1 159	1 308	1 448	524	928 C	762	631	635	702	769
Slovakia	Logs	13 370	443	65 CB	116 CB	3 087 CI	1 491	1 318	935	312	5 612
	Sawn	6 248 CB	888 CB	773 CB	443 CB	676 CB	2 948	966	580	973	1 649
	Ven	8 450	7 978	8 737	11 689	16 738 C	2 500	3 104	3 260	2 821	2 987
	Ply	832 CB	1 522	592	942	1 126 C	350	417	442	687	754
Slovenia	Logs	1 008 C	1 497 C	1 660 C	1 165 C	1 222 C	843	908	1 056	1 013	953
	Sawn	4 140	4 014	1 820 C	2 719	3 374 C	2 107	1 590	1 009	1 302	1 209
	Ven	307 C	331	228	642	660 C	4 624	4 064	2 233	4 462	4 297
	Ply	11 135	10 498	13 285	16 086	18 553 C	1 501	1 250	1 299	1 202	1 350
Spain	Logs	2 266 CB	6 486 C	3 672 CB	3 461 CB	4 736 CB	496	509	464	378	521
	Sawn	42 739 C	48 612	52 706	46 541 C	39 618 C	808	903	710	955	766
	Ven	42 378	30 759	38 333	37 449	42 698 C	1 455	1 146	1 027	981	971
	Ply	5 802	6 398	6 071	11 079	6 488 C	820	790	595	755	975
Sweden	Logs	1 229 C	563	645 C	1 213	524 C	248	1 327	1 338	1 434	2 037
	Sawn	2 521 C	2 365 C	1 442 C	2 017 C	2 146 C	1 994	2 043	2 208	2 118	4 320
	Ven	1 888	1 680 C	1 481 C	2 292 C	2 732 C	4 969	2 514	3 152	2 881	2 956
	Ply	12 686	7 794	3 365 C	5 138 C	8 302 CB	1 224	1 055	716	643	1 160
U.K.	Logs	2 875	3 436	9 410	12 528	4 718 CB	747	591	783	819	1 046
	Sawn	140 602 C	87 948 CI	100 230	97 051	89 228 C	764	698	913	904	985
	Ven	18 222	8 983	19 265	5 952	1 392 C	2 237	3 540	2 559	4 092	2 048
	Ply	98 854 CBI	120 382 C	126 862	118 503	182 635 C	614	552	591	531	671
	Logs	**557**	**244**	**119**	**125**	**181**	**1 955**	**738**	**728**	**526**	**1 713**
Europe	**Sawn**	**18 532**	**15 450**	**15 916**	**16 704**	**13 288**	**1 437**	**1 312**	**1 149**	**1 180**	**1 680**
Non-EU	**Ven**	**1 283**	**1 106**	**564**	**641**	**1 385**	**2 533**	**2 933**	**1 856**	**2 988**	**2 183**
	Ply	**12 840**	**5 831**	**6 629**	**9 871**	**5 252**	**637**	**806**	**815**	**681**	**1 115**
Albania	Logs	0 E	0 E	0 E	0 E	0 X	--	--	--	--	--
	Sawn	169 CB	192 CB	167 CB	133 CB	24 CB	592	410	756	945	452
	Ven	40 CB	15 CB	4 CB	52 CB	8 CB	796	801	1 939	1 038	734
	Ply	126 CB	306 CB	300 CB	104 CB	219 CB	836	517	537	345	461
Norway	Logs	11	37 C	18 C	23 C	15 CB	842	316	356	855	838
	Sawn	2 847 C	2 897 C	2 954 CB	3 877 CB	4 918 CB	1 906	1 659	837	959	1 874
	Ven	41 C	260 CB	154 C	82 C	387 C	4 880	6 134	996	1 895	1 079
	Ply	6 810 C	1 283 C	1 721 C	4 429 C	1 715 C	414	422	453	445	857

Exports Value (1000$)					Exports Unit Value ($/m³)						
2014	2015	2016	2017	2018	2014	2015	2016	2017	2018	Product	Country
1 172 C	803 C	1 399 C	2 648 C	2 648 X	566	688	370	867	867	Logs	Germany
58 499	46 099 C	43 394 C	49 584 C	51 211 C	1 283	1 122	1 007	1 206	1 432	Sawn	
14 601	20 858 E2	11 291	13 362	12 866 C	2 565	3 500	3 226	4 038	7 333	Ven	
40 881 C	37 100 C	41 625	65 117	59 195 C	917	915	1 387	1 359	1 734	Ply	
12 C	16 CB	69 CB	33 C	33 X	1 715	780	983	1 361	1 361	Logs	Greece
597 CI	350 CI	265 C	493 CB	1 199 C	663	402	1 083	413	2 905	Sawn	
164 C	358 C	946 C	1 762 C	1 678 C	1 498	1 232	1 522	1 604	2 031	Ven	
9 799 CB	16 296 C	18 823 C	18 215 C	20 243 C	784	1 105	1 003	1 181	1 569	Ply	
0 C	0 C	1	0 E	0 CI	--	--	397	--	421	Logs	Hungary
47	40 C	63	62	130 C	659	600	825	611	1 553	Sawn	
2 096 C	2 264 C	2 784 C	2 614 C	2 580 C	1 691	1 396	1 412	1 278	1 511	Ven	
8 784	6 450 C	6 513 C	6 808 C	5 835 C	811	640	673	785	1 132	Ply	
885 C	693 C	12 CB	2 C	2 X	593	1 329	685	215	215	Logs	Ireland
265 C	268 C	1 829 C	1 147 C	1 927 C	959	1 050	978	1 097	1 174	Sawn	
106 E1	86 CB	0	3 C	0 C	10 649	1 903	--	3 202	--	Ven	
16 C	71 C	16 C	145 C	115 C	211	713	703	585	743	Ply	
686 C	772 C	986 C	1 373 C	3 655 C	1 565	1 717	704	218	2 060	Logs	Italy
14 482 C	10 533 C	9 002 C	15 642 C	21 633 C	1 018	982	1 164	810	2 228	Sawn	
23 247	14 881	17 529 C	31 141 C	42 221 C	2 939	2 470	4 221	5 151	6 338	Ven	
56 783	46 278	50 150	56 563	56 119 C	984	799	842	948	1 598	Ply	
0	0	0 CI	0 C	0 I	--	--	--	2 488	--	Logs	Latvia
97	19	19	0 I	4 C	1 362	1 728	1 736	--	585	Sawn	
211 CB	814 CB	239 CB	3 C	3 X	2 474	1 762	1 009	1 269	1 269	Ven	
5	0 C	0 C	159 C	80 C	355	183	278	590	1 040	Ply	
0	2 C	25 C	42 C	2 C	--	1 880	2 776	3 241	1 234	Logs	Lithuania
1 121	1 901 C	1 555 C	895 C	959 C	968	709	615	516	358	Sawn	
1 825 C	728 C	456	132 C	163 C	3 793	2 458	4 369	3 136	7 114	Ven	
25	58 C	115	161	40 C	1 740	1 859	1 171	809	1 886	Ply	
0 C	2 C	7 C	0 I	0 I	137	99	398	--	--	Logs	Luxembourg
16 C	8 C	59 C	317 C	164 C	286	1 114	1 087	495	1 108	Sawn	
7 CB	4 CB	5 CB	10 C	10 X	687	1 101	3 168	3 567	3 567	Ven	
87 CB	41 CB	45 CB	113 CBI	278 C	194	166	1 019	628	730	Ply	
5	0	0 CB	1 CB	0	538	163	736	621	--	Logs	Malta
41 CB	14 CB	107 CB	99 CB	0	937	678	420	687	--	Sawn	
0	0 CB	1 CB	0	0	--	1 104	664	--	--	Ven	
0 CB	3 CB	2 CB	1 CB	0	--	1 395	781	1 022	--	Ply	
5 464 CB	6 107 CB	2 427 I	3 536	3 536 X	1 226	983	983	1 179	1 179	Logs	Netherlands
36 390 CB	25 755 CB	22 577 CB	26 441 CB	28 543 CB	910	595	730	739	974	Sawn	
914 CB	1 322 CB	1 676 CB	1 691 CB	1 830 CB	2 547	2 104	1 121	1 224	1 379	Ven	
24 712	15 156	23 537	22 417	22 417 X	899	574	615	677	677	Ply	
83	293	104	204	0	1 138	977	1 228	1 200	--	Logs	Poland
7 607 C	3 244 C	4 135 C	5 707 C	8 583 C	3 006	1 155	993	1 123	3 389	Sawn	
257	177	89 C	135 C	36 C	3 256	2 716	1 309	521	11 662	Ven	
1 767 C	1 448 C	606 C	136 C	441 C	801	605	657	685	1 810	Ply	
723	3 115 C	4 402 C	2 616 C	6 487 C	679	541	599	599	538	Logs	Portugal
5 092	5 449	7 413	7 086 C	8 303 C	836	596	366	295	642	Sawn	
6 436 C	7 545 C	7 655 C	8 820 C	5 884 C	3 043	2 506	2 599	2 800	2 398	Ven	
294	88	214 C	367 C	799 C	356	427	655	535	779	Ply	
0	0	0 C	3 C	4 C	--	--	--	1 029	1 529	Logs	Romania
105	13	343	64	35 C	1 166	250	1 187	2 542	777	Sawn	
568 C	325 C	292	245	376 C	3 420	2 691	2 040	1 941	3 048	Ven	
8 325	3 384	5 193 CB	2 576 CB	3 601 CB	581	333	657	451	786	Ply	
12 525	98	0 I	11 CB	11 X	2 084	291	--	191	191	Logs	Slovakia
546 CB	221 CB	67 C	48 C	3 CB	544	1 001	2 220	5 969	854	Sawn	
219	54	110	243	276 C	3 125	2 825	1 405	2 457	4 369	Ven	
10 C	5	3	182	383 C	1 952	1 089	507	1 596	2 090	Ply	
123 CB	179	0 CI	46 C	1 C	229	1 487	--	73	58	Logs	Slovenia
705	858	1 083	1 497	1 768 C	1 397	1 477	1 975	1 947	2 504	Sawn	
1 919	2 233	2 649	1 803	1 894 C	3 046	3 025	3 145	2 939	3 497	Ven	
302	634 CB	2 048 CB	371 CB	224 CB	1 882	637	698	879	682	Ply	
317	502	139 C	119 C	1 423 C	1 134	366	440	1 523	4 522	Logs	Spain
9 349	14 246	14 025 C	14 487 C	17 475 C	2 149	2 621	1 568	1 666	3 166	Sawn	
13 427	12 118	12 087 C	12 609 C	11 847 C	2 553	2 557	2 749	2 422	3 201	Ven	
49 623	39 040	25 146	84 555	83 722 C	1 645	1 293	1 375	1 285	1 467	Ply	
23 C	21 C	14 C	56 C	23 C	1 416	1 061	767	1 631	1 123	Logs	Sweden
1 328 C	2 322 CI	0	521 C	128 C	1 110	3 317	--	765	1 341	Sawn	
431	339	747 C	461 C	757 C	14 377	9 984	13 570	13 146	8 269	Ven	
2 387	1 321	834	480	668 C	594	611	1 062	962	1 022	Ply	
221 C	189 C	116 C	471 CB	223 CB	525	906	526	239	1 501	Logs	U.K.
3 863	2 633	3 852	3 565	4 190 C	1 246	1 052	1 130	1 061	1 412	Sawn	
1 321	788	1 315	860	129 C	6 577	8 043	3 918	3 008	1 864	Ven	
6 076	12 994	23 083	29 551	28 544 C	662	871	577	468	817	Ply	
66	**102**	**0**	**51**	**0**	**1 795**	**957**	**0**	**389**	**--**	**Logs**	
1 349	**1 345**	**1 441**	**2 045**	**2 369**	**2 625**	**2 487**	**3 301**	**1 004**	**1 073**	**Sawn**	**Europe**
111	**105**	**35**	**34**	**235**	**5 551**	**25 908**	**4 394**	**3 849**	**1 567**	**Ven**	**Non-EU**
4 987	**3 941**	**739**	**733**	**127**	**1 573**	**1 278**	**1 488**	**1 572**	**2 100**	**Ply**	
0 CB	0 CB	0 CBI	0 E5	0 X	--	--	--	--	--	Logs	Albania
0 CB	13 CB	31 CB	21 CB	10 CB	--	1 258	730	644	2 288	Sawn	
0 CB	0 CB	0 CB	0 CB	0 CB	--	--	--	--	--	Ven	
0 CB	0 CB	75 CB	0 CB	0 CB	--	--	712	--	--	Ply	
0	0	0 C	25 I	0 C	--	--	--	1 235	--	Logs	Norway
1 021 C	710 C	1 116 C	1 925 C	1 925 X	5 643	3 020	9 708	992	992	Sawn	
2	1 C	3 C	4 C	2 C	1 745	20 948	4 282	1 917	322	Ven	
398	306	575 CB	687 CB	77 C	3 433	2 860	1 696	1 593	2 775	Ply	

Table 1-2-b. Trade of Tropical Timber by ITTO Consumers - Value (1000$ and $/m³)

Country	Product	Imports Value (1000$) 2014	2015	2016	2017	2018	Imports Unit Value ($/m³) 2014	2015	2016	2017	2018
Switzerland	Logs	546	208	102	102	166 [CB]	2 009	966	891	484	1 893
	Sawn	15 516	12 361	12 794	12 694	8 346 [CB]	1 395	1 293	1 266	1 274	1 595
	Ven	1 202	831	406	508	989 [CB]	2 683	2 630	2 758	4 178	3 743
	Ply	5 904 [C]	4 242 [C]	4 608 [C]	5 338 [C]	3 317 [CB]	1 653	1 179	1 220	1 258	1 487
U.S.A.	**Logs**	**2 850**	**1 668**	**2 512**	**2 669**	**2 495**	**273**	**296**	**313**	**313**	**311**
	Sawn	**335 075**	**345 644**	**304 710**	**301 754**	**289 098**	**878**	**884**	**712**	**912**	**940**
	Ven	**52 575**	**54 378**	**46 476**	**42 343**	**54 504**	**2 057**	**2 087**	**1 526**	**1 396**	**1 444**
	Ply	**424 544**	**523 088**	**523 365**	**410 663**	**703 770**	**775**	**750**	**742**	**706**	**815**
U.S.A.	Logs	2 850 [C]	1 668 [C]	2 512 [E2]	2 669 [E2]	2 495 [C]	273	296	313	313	311
	Sawn	335 075 [C]	345 644 [CI]	304 710 [C]	301 754 [C]	289 098 [C]	878	884	712	912	940
	Ven	52 575 [C]	54 378 [C]	46 476 [C]	42 343 [C]	54 504 [C]	2 057	2 087	1 526	1 396	1 444
	Ply	424 544 [C]	523 088 [C]	523 365 [C]	410 663 [CB]	703 770 [C]	775	750	742	706	815
Consumers Total	**Logs**	**6 114 583**	**3 839 000**	**3 301 195**	**3 629 022**	**3 689 772**	**467**	**353**	**306**	**324**	**316**
	Sawn	**4 077 638**	**3 920 704**	**4 024 671**	**4 305 067**	**4 231 896**	**625**	**535**	**454**	**466**	**467**
	Ven	**591 676**	**530 975**	**608 316**	**511 844**	**524 096**	**420**	**376**	**435**	**486**	**503**
	Ply	**3 581 151**	**3 077 297**	**3 118 612**	**3 160 042**	**3 522 062**	**742**	**665**	**672**	**639**	**681**
	Total	**14 365 047**	**11 367 976**	**11 052 794**	**11 605 975**	**11 967 826**	**--**	**--**	**--**	**--**	**--**
ITTO Total	**Logs**	**8 306 801**	**5 675 916**	**4 816 519**	**5 109 664**	**5 058 014**	**431**	**339**	**279**	**286**	**288**
	Sawn	**5 261 060**	**5 164 890**	**4 885 825**	**5 225 806**	**5 203 125**	**598**	**540**	**443**	**462**	**473**
	Ven	**731 066**	**721 496**	**813 283**	**711 522**	**752 955**	**443**	**409**	**452**	**505**	**530**
	Ply	**3 949 053**	**3 421 727**	**3 468 692**	**3 546 724**	**3 947 341**	**718**	**643**	**654**	**619**	**672**
	Total	**18 247 980**	**14 984 029**	**13 984 320**	**14 593 717**	**14 961 436**	**--**	**--**	**--**	**--**	**--**
Rest of the world	**Logs**	**107 680**	**79 402**	**77 530**	**86 570**	**87 858**	**159**	**220**	**195**	**260**	**265**
	Sawn	**622 458**	**576 980**	**527 151**	**515 447**	**437 413**	**539**	**508**	**521**	**502**	**644**
	Ven	**133 933**	**121 800**	**114 327**	**122 710**	**95 293**	**1 523**	**1 240**	**1 442**	**1 215**	**1 363**
	Ply	**571 311**	**477 031**	**430 832**	**507 215**	**470 467**	**623**	**609**	**542**	**520**	**558**
	Total	**1 435 381**	**1 255 214**	**1 149 840**	**1 231 942**	**1 091 030**	**--**	**--**	**--**	**--**	**--**
World	**Logs**	**8 414 481**	**5 755 318**	**4 894 049**	**5 196 233**	**5 145 872**	**421**	**336**	**278**	**286**	**287**
	Sawn	**5 883 518**	**5 741 871**	**5 412 976**	**5 741 253**	**5 640 538**	**592**	**537**	**450**	**465**	**483**
	Ven	**864 999**	**843 296**	**927 610**	**834 233**	**848 248**	**498**	**453**	**494**	**553**	**569**
	Ply	**4 520 364**	**3 898 758**	**3 899 523**	**4 053 940**	**4 417 807**	**704**	**639**	**639**	**605**	**658**
	Total	**19 683 362**	**16 239 243**	**15 134 159**	**15 825 659**	**16 052 466**	**--**	**--**	**--**	**--**	**--**

Exports Value (1000$)					Exports Unit Value ($/m³)						
2014	2015	2016	2017	2018	2014	2015	2016	2017	2018	Product	Country
66 [CB]	102 [CB]	0	26 [CB]	0 [I]	1 795	957	0	237	--	Logs	Switzerland
328	623	294 [C]	99 [C]	434 [CB]	984	2 105	1 050	1 523	1 651	Sawn	
109	104	31 [C]	30 [C]	234 [CB]	5 751	25 967	4 407	4 402	1 612	Ven	
4 589	3 635	89 [C]	46 [C]	50 [CB]	1 503	1 221	1 695	1 312	1 531	Ply	
615	**1 752**	**2 513**	**2 486**	**2 486**	**565**	**1 095**	**417**	**391**	**391**	**Logs**	
24 127	**21 615**	**27 348**	**23 821**	**23 821**	**1 309**	**808**	**701**	**677**	**677**	**Sawn**	**U.S.A.**
19 628	**24 910**	**31 102**	**25 253**	**23 059**	**2 793**	**3 582**	**4 810**	**5 349**	**5 589**	**Ven**	
7 634	**6 785**	**5 298**	**11 100**	**7 700**	**917**	**490**	**501**	**445**	**1 573**	**Ply**	
615 [C]	1 752 [CI]	2 513 [C]	2 486 [C]	2 486 [X]	565	1 095	417	391	391	Logs	U.S.A.
24 127 [C]	21 615 [C]	27 348 [C]	23 821 [C]	23 821 [X]	1 309	808	701	677	677	Sawn	
19 628 [C]	24 910 [C]	31 102 [C]	25 253 [C]	23 059 [C]	2 793	3 582	4 810	5 349	5 589	Ven	
7 634 [C]	6 785 [C]	5 298 [C]	11 100 [C]	7 700 [C]	917	490	501	445	1 573	Ply	
56 199	**38 269**	**46 947**	**70 285**	**103 129**	**920**	**742**	**503**	**444**	**409**	**Logs**	
441 563	**378 634**	**375 799**	**393 767**	**431 549**	**973**	**860**	**770**	**940**	**1 017**	**Sawn**	**Consumers Total**
149 253	**137 903**	**133 102**	**148 397**	**150 249**	**2 504**	**2 732**	**2 779**	**2 796**	**3 162**	**Ven**	
644 530	**610 164**	**679 146**	**856 255**	**802 626**	**763**	**670**	**642**	**631**	**737**	**Ply**	
1 291 544	**1 164 971**	**1 234 995**	**1 468 704**	**1 487 553**	**--**	**--**	**--**	**--**	**--**	**Total**	
5 693 825	**3 516 470**	**3 130 805**	**3 084 533**	**3 305 748**	**375**	**275**	**233**	**252**	**262**	**Logs**	
5 185 349	**5 309 851**	**5 024 163**	**5 398 249**	**5 312 599**	**542**	**527**	**462**	**452**	**462**	**Sawn**	
731 548	**721 870**	**761 296**	**763 367**	**730 748**	**422**	**410**	**452**	**532**	**538**	**Ven**	**ITTO Total**
4 536 438	**4 032 076**	**3 850 759**	**3 832 360**	**3 994 535**	**657**	**623**	**585**	**551**	**605**	**Ply**	
16 147 159	**13 580 267**	**12 767 023**	**13 078 509**	**13 343 631**	**--**	**--**	**--**	**--**	**--**	**Total**	
2 268 398	**1 801 829**	**1 475 491**	**1 826 718**	**1 724 049**	**352**	**333**	**250**	**326**	**298**	**Logs**	
913 820	**630 431**	**291 883**	**305 539**	**339 472**	**567**	**612**	**618**	**700**	**659**	**Sawn**	
59 869	**43 699**	**40 203**	**37 601**	**34 973**	**1 613**	**1 051**	**937**	**1 194**	**1 356**	**Ven**	**Rest of the world**
72 969	**69 819**	**68 480**	**74 338**	**49 820**	**648**	**746**	**646**	**628**	**668**	**Ply**	
3 315 055	**2 545 777**	**1 876 057**	**2 244 196**	**2 148 314**	**--**	**--**	**--**	**--**	**--**	**Total**	
7 962 223	**5 318 299**	**4 606 296**	**4 911 251**	**5 029 797**	**369**	**292**	**238**	**275**	**273**	**Logs**	
6 099 168	**5 940 281**	**5 316 046**	**5 703 788**	**5 652 071**	**546**	**535**	**469**	**461**	**470**	**Sawn**	
791 417	**765 569**	**801 498**	**800 968**	**765 722**	**447**	**425**	**464**	**546**	**553**	**Ven**	**World**
4 609 407	**4 101 895**	**3 919 239**	**3 906 698**	**4 044 355**	**657**	**624**	**586**	**552**	**606**	**Ply**	
19 462 215	**16 126 045**	**14 643 079**	**15 322 704**	**15 491 945**	**--**	**--**	**--**	**--**	**--**	**Total**	

Table 1-2-c. Trade of All Timber by ITTO Producers - Value (1000 $ and $/m³)

Country	Product	Species	Imports Value (1000$) 2014	2015	2016	2017	2018	Imports Unit Value ($/m³) 2014	2015	2016	2017	2018
Africa	**Logs**	**All**	**16 607**	**10 263**	**2 079**	**16 688**	**26 260**	**90**	**250**	**200**	**174**	**194**
		C	**13 389**	**2 080**	**1 208**	**4 232**	**14 359**	**87**	**282**	**190**	**216**	**244**
		NC	**3 218**	**8 183**	**871**	**12 457**	**11 901**	**108**	**243**	**217**	**163**	**155**
	Sawn	**All**	**13 688**	**13 207**	**10 578**	**8 436**	**11 353**	**336**	**421**	**235**	**466**	**282**
		C	**6 580**	**7 151**	**6 888**	**3 108**	**8 704**	**259**	**521**	**218**	**310**	**237**
		NC	**7 108**	**6 055**	**3 690**	**5 328**	**2 649**	**466**	**343**	**276**	**659**	**778**
	Ven	**All**	**1 255**	**2 027**	**2 203**	**2 041**	**180**	**526**	**224**	**801**	**681**	**610**
		C	**169**	**225**	**175**	**138**	**14**	**955**	**506**	**491**	**296**	**608**
		NC	**1 086**	**1 802**	**2 028**	**1 903**	**166**	**492**	**210**	**847**	**752**	**610**
	Ply	**All**	**26 566**	**25 463**	**21 451**	**23 883**	**22 189**	**470**	**587**	**522**	**403**	**452**
		C	**5 757**	**5 443**	**3 435**	**3 782**	**1 069**	**421**	**397**	**450**	**473**	**532**
		NC	**20 809**	**20 020**	**18 016**	**20 101**	**21 120**	**486**	**675**	**538**	**392**	**449**
Benin	Logs	All	60 C	24 I	15 I	145 I	208 I	350	283	451	181	230
		C	0 C	0 X	0 C	0 I	63 CB	--	--	308	--	613
		NC	60 C	24 C	15 C	145 C	145 X	350	283	452	181	181
	Sawn	All	1 189 C	398 I	224 I	163 I	0 I	965	973	902	886	909
		C	0 C	0 C	0 CB	0 I	0 I	--	--	--	--	--
		NC	1 189 C	398 C	224 C	163 C	0 CB	965	973	902	886	909
	Ven	All	99 I	323 I	434 I	459 I	0 I	345	259	315	330	--
		C	9 CB	13 C	10 C	30 C	0 I	163	112	269	115	--
		NC	91 C	310 C	424 C	429 C	0 I	386	274	316	379	--
	Ply	All	2 103 I	1 781 I	1 140 I	2 073 I	730 I	617	404	394	549	497
		C	487 C	194 CB	159 C	439 C	100 CB	558	440	478	457	373
		NC	1 617 C	1 587 C	981 C	1 634 CB	630 CB	637	400	383	581	525
Cameroon	Logs	All	216 I	1 CB	77 I	10 114 I	8 748 I	292	142	99	132	124
		C	0 C	1 CB	1 C	1 366 CB	0 I	--	142	88	240	--
		NC	216 CB	0 CB	76 CB	8 748 CB	8 748 X	292	--	99	124	124
	Sawn	All	138 I	166 I	205 I	186 I	62 I	682	943	482	610	315
		C	71 CB	4 CB	103 CB	22 CB	22 X	566	211	573	215	215
		NC	67 C	163 C	103 C	165 C	40 CB	874	1 021	417	803	420
	Ven	All	24 I	12 I	47 I	3 I	6 I	1 180	1 215	1 137	344	1 877
		C	3 CB	4 CB	0 C	0 C	0 I	1 000	1 000	12 406	862	--
		NC	21 C	8 CB	47 C	3 C	6 CB	1 211	1 337	1 135	321	1 877
	Ply	All	978 I	467 I	523 I	283 I	521 I	680	560	548	697	489
		C	415 CB	314 CB	123 CB	108 CB	123 CB	475	478	365	797	513
		NC	563 C	152 CB	400 C	175 C	398 CB	996	863	648	646	481
Central Afr. Rep.	Logs	All	4 C	0 I	0 X	0 X	0 X	505	--	--	--	--
		C	0 C	0 X	0 X	0 X	0 X	--	--	--	--	--
		NC	4 C	0 C	0 X	0 X	0 X	505	--	--	--	--
	Sawn	All	1 C	0 I	0 X	393 I	0 I	734	--	--	887	--
		C	0 C	0 X	0 X	0 X	0 X	--	--	--	--	--
		NC	1 C	0 C	0 X	393 C	0 I	734	--	--	887	--
	Ven	All	2 I	1 I	1 056 I	688 I	0 I	1 161	3 724	2 722	2 535	--
		C	0 C	0 X	0 X	0 X	0 X	--	--	--	--	--
		NC	2 CB	1 CB	1 056 C	688 C	0 I	1 161	3 724	2 722	2 535	--
	Ply	All	59 I	544 I	202 I	243 I	18 I	295	2 584	611	312	482
		C	29 CB	20 CB	7 CB	24 CB	0 I	475	476	364	518	--
		NC	30 C	523 C	196 CB	219 CB	18 CB	217	3 126	626	299	482
Congo, Dem. Rep.	Logs	All	537 I	167 I	86 I	309 I	1 972 I	695	107	273	88	113
		C	13 CB	166 CB	76 CBI	211 CB	1 972 CB	80	108	265	79	113
		NC	524 CB	2 CBI	10 CBI	98 CBI	0 I	855	43	364	114	--
	Sawn	All	443 I	429 I	59 I	81 I	171 I	375	343	156	116	314
		C	171 CBI	84 CB	27 CBI	53 CBI	138 CB	251	127	85	155	292
		NC	272 CBI	345 CBI	32 CBI	28 CB	33 CB	544	585	536	79	465
	Ven	All	22 I	65 I	19 I	9 I	19 I	553	697	767	1 030	1 859
		C	15 CB	40 CB	11 CB	3 CB	3 CB	503	913	751	713	1 581
		NC	7 CB	24 CB	8 CB	5 CB	15 CB	694	499	791	1 403	1 931
	Ply	All	1 552 I	957 I	612 I	1 070 I	1 042 I	603	538	557	425	591
		C	194 CB	164 CB	74 CB	197 CBI	42 CB	473	383	321	340	490
		NC	1 358 CB	792 CB	538 CB	873 CBI	1 000 CB	628	587	620	450	597
Congo, Rep.	Logs	All	15 CB	1 I	14 I	0	0	110	162	660	--	--
		C	0 CB	0 X	0 X	0	0	--	--	--	--	--
		NC	15 CB	1 CB	14 CB	0	0	110	162	660	--	--
	Sawn	All	129 CB	36 I	122 I	171 I	77 I	537	328	789	302	1 118
		C	47 CB	10 CB	21 CB	101 F2	6 CB	282	135	420	202	4 416
		NC	82 CB	25 CB	101 CB	70 CB	70 X	1 126	795	970	1 048	1 048
	Ven	All	275 I	54 I	59 I	17 I	14 I	711	3 502	1 128	2 146	4 055
		C	1 CB	0 C	7 CB	0	0	3 619	--	841	--	--
		NC	274 CB	54 CB	52 CB	17 CB	14 CB	709	3 502	1 182	2 146	4 055
	Ply	All	1 513 I	2 000 I	259 I	232 I	71 I	494	785	407	526	529
		C	489 CBI	629 CB	50 CB	1 CB	1 X	437	477	122	370	370
		NC	1 023 CB	1 371 CB	210 CB	230 CB	70 CB	528	1 116	907	528	534
Côte d'Ivoire	Logs	All	7 I	92 I	114 CB	124 CB	244 I	100	280	395	168	306
		C	7 C	92 CB	43 CB	113 CB	244 CB	100	280	388	162	307
		NC	0 C	0 CBI	71 CB	11 CB	0 CB	1 200	200	400	265	23
	Sawn	All	173 I	66 I	130 I	77 I	5 I	620	393	203	361	367
		C	15 CB	41 CB	32 CB	63 CB	2 CB	265	307	82	327	231
		NC	158 C	25 C	98 CB	14 C	2 CB	710	743	389	668	921
	Ven	All	119 I	47 I	23 I	97 I	6 I	868	474	737	682	717
		C	68 C	0 C	0 CBI	17 C	6 CB	7 086	--	--	526	717
		NC	51 C	47 C	23 CB	80 CBI	0 I	401	474	737	729	--
	Ply	All	1 398 I	697 I	749 I	1 902 I	2 071 I	664	582	560	475	607
		C	676 C	228 C	148 CB	1 042 C	172 CB	559	524	637	454	2 617
		NC	723 C	469 C	601 CB	860 C	1 899 CB	804	615	544	502	568

Exports Value (1000$)					Exports Unit Value ($/m³)							
2014	2015	2016	2017	2018	2014	2015	2016	2017	2018	Species	Product	Country
1 683 977	**1 420 175**	**1 292 814**	**1 331 644**	**1 340 067**	**401**	**338**	**280**	**293**	**313**	**All**	**Logs**	
4 581	**5 075**	**4 848**	**3 210**	**1 857**	**279**	**335**	**349**	**353**	**292**	**C**		
1 679 396	**1 415 101**	**1 287 966**	**1 328 433**	**1 338 210**	**401**	**338**	**279**	**293**	**313**	**NC**		
1 258 653	**1 263 647**	**1 171 861**	**1 150 998**	**1 272 056**	**696**	**716**	**609**	**606**	**566**	**All**	**Sawn**	
11 775	**10 060**	**7 214**	**6 463**	**3 962**	**291**	**293**	**252**	**132**	**156**	**C**		
1 246 878	**1 253 587**	**1 164 647**	**1 144 534**	**1 268 094**	**705**	**725**	**615**	**618**	**571**	**NC**		
234 841	**228 601**	**273 730**	**291 242**	**268 577**	**985**	**884**	**886**	**903**	**910**	**All**	**Ven**	**Africa**
2 438	**1 829**	**1 680**	**1 360**	**1 441**	**684**	**1 157**	**792**	**824**	**536**	**C**		
232 403	**226 773**	**272 050**	**289 883**	**267 137**	**989**	**883**	**886**	**903**	**914**	**NC**		
89 647	**74 994**	**59 031**	**61 897**	**60 963**	**612**	**617**	**650**	**644**	**657**	**All**	**Ply**	
5 625	**5 593**	**2 891**	**1 167**	**1 508**	**530**	**998**	**472**	**477**	**517**	**C**		
84 022	**69 401**	**56 140**	**60 730**	**59 456**	**619**	**598**	**662**	**649**	**662**	**NC**		
166 734 [I]	72 577 [CB]	43 160 [I]	23 067 [I]	30 639 [I]	471	330	323	560	504	All	Logs	Benin
0	14 [CB]	0 [CI]	48 [C]	20 [CB]	--	103	--	77	85	C		
166 734 [CBI]	72 563 [CB]	43 160 [CB]	23 019 [CB]	30 620 [CB]	471	330	323	567	505	NC		
41 525 [CB]	26 792 [I]	14 082 [I]	18 790 [I]	17 243 [I]	701	721	648	704	483	All	Sawn	
1 509 [CB]	438 [CB]	39 [CB]	0 [CB]	0 [X]	526	475	313	378	378	C		
40 016 [CB]	26 354 [CBI]	14 043 [CB]	18 790 [CB]	17 243 [CB]	710	727	650	704	483	NC		
13 [I]	0 [I]	30 [I]	0 [I]	0 [X]	416	--	167	--	--	All	Ven	
0 [X]	0 [X]	0 [CBI]	0 [I]	0 [X]	--	--	--	--	--	C		
13 [CB]	0 [I]	30 [CB]	0 [I]	0 [X]	416	--	167	--	--	NC		
18 [I]	11 [I]	30 [I]	34 [CB]	0 [I]	581	468	404	682	--	All	Ply	
9 [C]	10 [C]	11 [CB]	0 [CB]	0 [X]	484	467	476	--	--	C		
9 [CB]	0 [CB]	19 [CB]	34 [CB]	0 [CB]	731	505	372	682	--	NC		
308 018 [I]	384 959 [I]	331 090 [I]	323 324 [I]	367 790 [I]	293	334	238	228	299	All	Logs	Cameroon
74 [CBI]	191 [CBI]	32 [CBI]	20 [CB]	20 [X]	392	341	1 599	480	480	C		
307 943 [CBI]	384 768 [CBI]	331 058 [CBI]	323 304 [CBI]	367 770 [I]	293	334	238	228	299	NC		
449 673 [I]	479 749 [I]	484 805 [I]	433 122 [I]	483 185 [I]	760	725	598	670	690	All	Sawn	
810 [CBI]	2 686 [CBI]	2 603 [CB]	302 [CB]	185 [CB]	360	326	263	486	719	C		
448 863 [CB]	477 062 [CBI]	482 202 [CBI]	432 820 [CBI]	483 000 [CBI]	762	730	602	670	690	NC		
32 173 [I]	34 628 [I]	37 486 [I]	42 126 [I]	34 540 [I]	1 257	1 239	1 132	993	1 198	All	Ven	
503 [C]	168 [CB]	6 [CB]	196 [CB]	16 [CB]	920	1 401	1 976	10 195	2 374	C		
31 670 [C]	34 460 [CB]	37 480 [CB]	41 930 [CB]	34 523 [CB]	1 264	1 238	1 132	988	1 197	NC		
7 164 [I]	3 969 [I]	2 446 [I]	2 986 [I]	1 940 [I]	651	544	450	502	757	All	Ply	
908 [CB]	288 [CB]	323 [CB]	46 [CB]	353 [CB]	562	548	459	465	664	C		
6 257 [CB]	3 681 [CB]	2 123 [CB]	2 939 [CB]	1 587 [CB]	666	544	448	502	781	NC		
44 800 [I]	49 546 [I]	65 623 [CB]	74 784 [I]	104 082 [I]	393	450	282	228	249	All	Logs	Central Afr. Rep.
0 [C]	0 [I]	43 [CB]	0 [I]	0 [X]	--	--	547	--	--	C		
44 800 [I]	49 546 [I]	65 580 [CB]	74 784 [CBI]	104 082 [CBI]	393	450	282	228	249	NC		
16 179 [I]	16 601 [I]	18 660 [CB]	10 670 [I]	7 630 [I]	581	939	842	697	629	All	Sawn	
201 [CB]	89 [CB]	154 [CB]	45 [CB]	0 [X]	298	323	249	250	--	C		
15 978 [F]	16 513 [CBI]	18 505 [CB]	10 626 [CB]	7 630 [CB]	588	949	859	703	629	NC		
130 [I]	326 [I]	101 [I]	12 [I]	242 [I]	7 719	2 124	1 371	1 751	1 396	All	Ven	
0 [C]	1 [CB]	0 [X]	6 [CB]	0 [CB]	--	4 199	--	2 955	--	C		
130 [CB]	324 [CB]	101 [CB]	6 [CB]	242 [CB]	7 719	2 120	1 371	1 241	1 396	NC		
85 [I]	3 [I]	0 [I]	13 [I]	35 [I]	558	764	--	339	886	All	Ply	
85 [CB]	0 [I]	0 [X]	0	35 [CB]	558	--	--	--	886	C		
0 [C]	3 [CB]	0 [CB]	13 [CB]	0 [CB]	--	764	--	339	--	NC		
93 946 [I]	67 879 [I]	45 320 [I]	42 718 [I]	30 632 [I]	586	373	387	668	435	All	Logs	Congo, Dem. Rep.
136 [CB]	0 [CB]	41 [CB]	9 [CB]	0 [CB]	100	--	233	469	--	C		
93 810 [CBI]	67 879 [CBI]	45 279 [CBI]	42 709 [CB]	30 632 [CB]	590	373	387	668	435	NC		
42 173 [I]	40 577 [I]	36 751 [I]	21 406 [I]	20 403 [I]	690	703	715	758	756	All	Sawn	
0 [C]	0 [X]	0 [X]	0 [C]	0 [C]	--	--	--	--	--	C		
42 173 [CBI]	40 577 [CBI]	36 751 [CBI]	21 406 [CBI]	20 403 [CB]	690	703	715	758	756	NC		
2 597 [I]	2 716 [I]	2 879 [I]	4 571 [I]	2 607 [I]	1 303	946	996	932	826	All	Ven	
0 [CB]	61 [CB]	0 [C]	0 [C]	0 [X]	--	696	--	--	--	C		
2 597 [CB]	2 654 [CB]	2 879 [CB]	4 571 [CB]	2 607 [CB]	1 303	954	996	932	826	NC		
32 [I]	154 [I]	7 [I]	5 [I]	0 [I]	1 485	627	2 220	678	--	All	Ply	
0 [C]	3 [CB]	0 [C]	0	0 [X]	--	485	--	--	--	C		
32 [CB]	151 [CB]	7 [CB]	5 [CB]	0 [C]	1 485	630	2 220	678	--	NC		
297 718 [I]	268 235 [I]	229 303 [I]	311 221 [I]	264 025 [I]	408	418	293	331	295	All	Logs	Congo, Rep.
286 [CBI]	0 [C]	45 [I]	0	0	676	--	302	--	--	C		
297 432 [CBI]	268 235 [CBI]	229 258 [CB]	311 221 [CB]	264 025 [I]	408	418	293	331	295	NC		
108 614 [I]	126 420 [I]	125 471 [I]	117 269 [I]	110 074 [I]	760	760	689	679	663	All	Sawn	
164 [CB]	263 [CB]	181 [CB]	118 [CB]	0 [CB]	352	311	277	243	308	C		
108 450 [CBI]	126 157 [CBI]	125 290 [CB]	117 150 [CB]	110 074 [I]	761	762	691	680	663	NC		
14 230 [I]	12 303 [I]	14 052 [I]	14 644 [I]	6 591 [I]	1 117	1 036	1 077	1 007	1 115	All	Ven	
0 [CBI]	50 [CB]	51 [CB]	27 [CB]	1 [CB]	384	1 213	1 289	1 845	1 000	C		
14 230 [CB]	12 253 [CB]	14 001 [CB]	14 617 [CB]	6 590 [CB]	1 117	1 035	1 076	1 006	1 115	NC		
431 [I]	92 [I]	34 [I]	94 [I]	128 [I]	800	553	452	933	799	All	Ply	
28 [CB]	59 [CB]	21 [CB]	0	0 [X]	560	524	378	--	--	C		
403 [CB]	33 [CB]	13 [CB]	94 [CB]	128 [CB]	825	616	661	933	799	NC		
104 059 [I]	59 091 [I]	34 131 [I]	10 519 [I]	10 519 [X]	290	390	367	381	381	All	Logs	Côte d'Ivoire
0 [C]	50 [CB]	15 [CB]	0 [CB]	0 [X]	--	78	91	78	78	C		
104 059 [CB]	59 041 [CBI]	34 116 [CB]	10 519 [CB]	10 519 [X]	290	391	368	381	381	NC		
131 963 [I]	102 885 [I]	79 562 [I]	71 471 [I]	71 100 [I]	635	729	577	564	567	All	Sawn	
1 199 [CB]	720 [CB]	648 [CB]	373 [CB]	2 [CB]	313	336	263	297	308	C		
130 764 [CBI]	102 165 [CBI]	78 914 [I]	71 098 [I]	71 098 [X]	641	735	583	567	567	NC		
48 881 [I]	45 567 [I]	74 692 [I]	85 466 [I]	85 466 [X]	754	560	714	882	882	All	Ven	
396 [CB]	117 [CB]	193 [CB]	173 [CB]	173 [X]	237	1 344	296	252	252	C		
48 485 [C]	45 450 [C]	74 500 [I]	85 292 [I]	85 292 [X]	768	559	717	887	887	NC		
21 768 [I]	17 840 [I]	14 505 [I]	21 121 [I]	21 121 [X]	745	781	605	647	647	All	Ply	
2 226 [C]	840 [C]	1 434 [CB]	613 [CB]	613 [X]	475	478	479	456	456	C		
19 541 [C]	17 000 [C]	13 071 [CBI]	20 508 [C]	20 508 [X]	796	806	623	655	655	NC		

Table 1-2-c. Trade of All Timber by ITTO Producers - Value (1000 $ and $/m³)

Country	Product	Species	Imports Value (1000$) 2014	2015	2016	2017	2018	Imports Unit Value ($/m³) 2014	2015	2016	2017	2018
Gabon	Logs	All	0 C	0 C	0 C	0 C	0 I	--	--	--	--	--
		C	0 C	0 C	0 C	0 C	0 I	--	--	--	--	--
		NC	0 C	0 C	0 C	0 C	0 I	--	--	--	--	--
	Sawn	All	2 I	185 I	89 I	110 I	46 I	157	773	650	489	1 069
		C	0 C	62 CB	4 CB	16 CB	0 I	--	275	204	320	--
		NC	2 CB	123 CB	85 CB	93 CB	46 CB	157	8 700	722	539	1 069
	Ven	All	96 I	5 I	175 I	349 I	0 I	3 092	6 961	981	715	--
		C	0 C	0 CB	0 C	0 C	0 I	--	5 263	--	--	--
		NC	96 CB	5 CB	175 CB	349 CB	0 I	3 092	6 984	981	715	--
	Ply	All	338 I	118 I	125 I	217 I	148 I	140	582	758	403	613
		C	27 CB	38 CB	39 CB	18 CB	15 CB	722	451	517	500	550
		NC	311 CB	80 CB	86 CB	199 CB	133 CB	131	677	964	396	622
Ghana	Logs	All	12 359 I	9 110 I	1 457 I	2 525 I	3 931 I	85	274	204	246	313
		C	12 334 CB	1 493 CB	1 059 CB	2 092 CB	3 931 CB	85	407	181	235	313
		NC	25 CB	7 618 CB	398 C	433 CB	0 CB	508	258	309	317	225
	Sawn	All	534 I	811 I	1 091 I	1 721 I	1 052 I	238	281	279	435	332
		C	330 CB	409 CB	298 CB	490 CB	557 CB	190	200	195	244	303
		NC	204 CBI	402 CB	793 CB	1 232 CB	494 CB	408	479	333	630	371
	Ven	All	204 I	235 I	98 I	93 I	60 I	1 027	2 492	399	490	1 085
		C	12 CB	1 CB	33 C	0	4 CB	13 651	639	438	--	341
		NC	191 CB	235 CB	65 C	93 C	56 CB	968	2 509	382	490	1 280
	Ply	All	3 602 I	3 748 I	4 759 I	5 551 I	6 508 I	579	521	479	348	398
		C	788 CB	1 232 CB	976 C	996 C	95 CB	340	466	480	456	467
		NC	2 814 CB	2 516 CB	3 782 CB	4 555 CB	6 413 CB	720	554	479	331	397
Liberia	Logs	All	576 I	112 CB	0 CB	9 I	1 208 I	387	474	223	2 977	307
		C	576 CB	112 CB	0 CB	9 CB	1 208 CB	387	474	223	2 977	307
		NC	0 C	0 CB	0 CB	0 CB	0 CB	--	--	--	--	--
	Sawn	All	85 I	48 I	115 CB	171 I	71 I	217	199	206	251	147
		C	2 CB	33 CB	109 CB	92 CB	1 CB	1 526	207	209	215	120
		NC	83 CI	15 CB	6 CB	79 CB	70 CB	214	183	158	313	147
	Ven	All	6 I	3 I	2 I	40 I	0 CB	2 882	671	14 346	979	--
		C	0 C	0 C	0 CB	27 CB	0 CB	--	--	--	935	--
		NC	6 CB	3 CB	2 CB	12 CB	0 CB	2 882	671	14 346	1 092	--
	Ply	All	2 193 I	1 448 I	1 648 I	2 827 I	2 165 I	654	669	487	379	453
		C	67 CB	24 CB	42 CB	1 CB	3 CB	341	481	368	400	566
		NC	2 126 CB	1 425 CB	1 606 CB	2 826 CB	2 162 CB	673	673	491	379	453
Madagascar	Logs	All	1 C	167 I	72 I	26 I	26 I	103	278	391	613	613
		C	1 C	1 C	0 C	26 C	26 X	103	104	78	613	613
		NC	0 C	167 C	72 CB	0 C	0 C	--	279	396	3 650	--
	Sawn	All	38 I	192 CB	201 I	62 I	83 I	458	267	391	563	1 926
		C	16 C	131 CB	77 CB	30 CI	7 CB	299	295	210	499	258
		NC	22 C	61 CB	124 C	33 CB	76 CB	741	223	846	638	4 480
	Ven	All	74 I	253 I	205 I	122 I	0 I	851	536	1 038	859	--
		C	50 C	148 C	82 C	49 C	0 I	678	566	541	444	--
		NC	24 CB	106 C	123 CB	73 CB	0 I	1 871	500	2 690	2 338	--
	Ply	All	1 179 I	1 252 I	1 754 I	1 418 I	1 530 I	394	637	492	344	389
		C	167 C	171 C	358 C	297 C	28 CB	560	522	457	460	547
		NC	1 012 CB	1 081 CB	1 396 CB	1 121 CB	1 502 CB	376	660	502	323	387
Mali	Logs	All	180 I	180 I	85 I	2 317 I	2 317 I	162	162	133	2 598	2 598
		C	0 C	0	0	0	0	--	--	--	--	--
		NC	180 I	180 I	85 I	2 317	2 317	162	162	133	2 598	2 598
	Sawn	All	727 CB	288 CB	764 I	1 902 I	1 613 I	238	531	634	785	1 793
		C	11 CB	63 CB	113 CB	32 C	23 CB	334	370	641	252	397
		NC	716 CB	225 CB	651 C	1 870 C	1 590 I	237	605	632	815	1 890
	Ven	All	100 I	834 I	1 I	24 I	58 I	181	127	338	446	281
		C	1 CB	0	1 C	0	0	878	--	326	--	--
		NC	99 CB	834 CB	0 CB	24 CB	58 I	180	127	2 218	446	281
	Ply	All	3 420 I	4 718 I	3 596 I	3 469 I	3 339 I	794	742	573	466	466
		C	52 CB	124 CB	42 C	137 C	7 CB	474	506	471	456	395
		NC	3 368 CB	4 595 CB	3 555 C	3 332 C	3 332 X	802	751	574	466	466
Mozambique	Logs	All	2 439 I	380 I	151 I	211 I	7 577 I	76	102	159	214	269
		C	334 F1	200 CI	28 CI	66 CI	6 901 CB	61	141	349	78	287
		NC	2 105 CI	180 CI	124 CBI	145 CI	676 CB	79	78	142	1 037	164
	Sawn	All	10 070 I	10 589 I	7 566 I	3 381 I	8 166 I	319	430	206	409	235
		C	5 916 CI	6 315 F	6 096 CBI	2 210 C	7 948 CB	262	646	218	355	232
		NC	4 154 CI	4 274 CI	1 470 CBI	1 171 CI	218 CB	461	288	168	574	555
	Ven	All	59 I	178 I	70 I	136 I	17 I	2 216	620	617	607	2 256
		C	10 C	20 C	30 CB	11 CB	1 CB	1 862	1 213	467	385	752
		NC	49 CB	159 C	40 CB	125 C	17 CB	2 306	585	815	638	2 471
	Ply	All	7 173 I	6 947 I	4 049 I	3 129 I	3 249 I	343	529	490	323	464
		C	2 063 CI	1 869 CI	1 093 CI	516 CI	392 CB	367	302	473	653	478
		NC	5 110 CB	5 077 CB	2 956 CB	2 613 CB	2 857 CB	334	732	497	294	462
Togo	Logs	All	215 C	28 I	7 I	908 I	29 I	142	125	526	400	366
		C	125 C	16 CB	0 C	348 CB	14 CB	100	87	--	476	330
		NC	91 C	12 C	7 CB	560 CB	14 CB	340	276	526	364	408
	Sawn	All	161 I	0 I	12 I	18 I	9 I	924	128	283	435	133
		C	2 CB	0 C	8 C	1 CI	0 I	240	--	256	151	--
		NC	159 C	0 CB	4 CB	17 CB	9 CB	957	128	352	466	133
	Ven	All	176 I	17 I	14 I	5 I	0 I	287	135	148	172	--
		C	0 C	0 C	0 C	0 C	0 I	--	--	186	--	--
		NC	176 C	17 C	14 C	5 C	0 I	287	135	147	172	--
	Ply	All	1 056 I	786 I	2 033 I	1 470 I	797 I	305	577	900	701	459
		C	303 C	435 C	324 C	6 CB	90 CB	560	524	480	249	408
		NC	753 C	351 C	1 709 CB	1 464 CB	707 CB	257	661	1 078	706	466

Exports Value (1000$)					Exports Unit Value ($/m³)							
2014	2015	2016	2017	2018	2014	2015	2016	2017	2018	Species	Product	Country
6 449 I	12 428 I	5 058 I	15 168 I	13 965 I	352	334	266	540	537	All	Logs	Gabon
0 C	7 CB	0 C	0 C	14 C	--	104	--	--	54	C		
6 449 CBI	12 421 CBI	5 058 CB	15 168 CB	13 951 CB	352	334	266	540	542	NC		
300 908 I	366 367 I	319 795 I	387 590 I	457 161 I	663	696	644	584	485	All	Sawn	
341 CBI	403 CBI	403 X	291 F2	291 X	319	695	695	695	695	C		
300 567 CB	365 964 CBI	319 392 CBI	387 299 CB	456 870 CBI	664	696	644	584	485	NC		
115 127 I	96 805 I	112 170 I	119 989 I	120 483 I	1 104	851	849	840	838	All	Ven	
0 C	5 CB	182 CB	413 CB	907 CB	--	1 213	767	662	539	C		
115 127 CB	96 800 CB	111 988 CB	119 576 CB	119 576 X	1 104	850	849	841	841	NC		
40 798 I	30 740 I	34 786 I	27 800 I	27 800 X	852	794	823	849	849	All	Ply	
1 428 CB	540 CB	479 CB	147 CB	147 X	595	585	459	687	687	C		
39 370 CB	30 200 CB	34 307 CB	27 653 CB	27 653 X	866	799	832	850	850	NC		
221 787 I	123 607 I	186 179 I	163 725 I	173 920 I	497	319	282	367	360	All	Logs	Ghana
125 CBI	154 CBI	59 CB	43 CBI	43 X	997	297	125	139	139	C		
221 662 CBI	123 453 CBI	186 120 CB	163 682 CBI	173 876 CBI	497	319	282	367	360	NC		
74 809 I	71 946 I	64 755 I	56 332 I	64 138 I	725	792	616	635	656	All	Sawn	
874 CB	501 CB	686 CB	100 CB	14 CB	329	374	269	147	409	C		
73 936 CB	71 445 CBI	64 069 CBI	56 232 CBI	64 124 CBI	735	798	625	639	656	NC		
21 026 I	35 825 I	31 670 I	23 730 I	17 909 I	750	1 813	1 594	1 492	1 599	All	Ven	
1 450 CB	1 295 CB	1 068 CB	504 CB	303 CB	1 233	1 208	1 537	1 878	1 088	C		
19 577	34 530 CB	30 602 CB	23 226 CB	17 606 CB	729	1 848	1 596	1 485	1 612	NC		
19 017 I	18 850 I	6 788 I	9 735 I	9 735 I	333	371	383	399	399	All	Ply	
860 CB	738 CB	574 CB	360 CB	360 X	560	530	488	456	456	C		
18 157	18 112	6 213	9 375	9 375	327	367	376	397	397	NC		
36 946 I	45 205 I	33 746 I	36 139 I	50 157 I	279	319	319	266	249	All	Logs	Liberia
0 C	0 X	0 X	0 X	0 X	--	--	--	--	--	C		
36 946 CB	45 205 CBI	33 746 CB	36 139 CB	50 157 CB	279	319	319	266	249	NC		
1 374 I	468 CB	349 I	532 I	533 I	680	642	694	508	306	All	Sawn	
0 C	21 CB	0 X	11 CB	0 I	--	322	--	322	--	C		
1 374 CB	447 CB	349 CB	522 CB	533 CB	680	674	694	514	306	NC		
0 C	40 I	0 X	0 X	0 X	--	614	--	--	--	All	Ven	
0 C	0 X	0 X	0 X	0 X	--	--	--	--	--	C		
0 C	40 CB	0 X	0 X	0 X	--	614	--	--	--	NC		
0 C	0 X	0 X	1 I	0 I	--	--	--	608	--	All	Ply	
0 C	0 X	0 X	1 CB	0 I	--	--	--	608	--	C		
0 C	0 X	0 X	0 X	0 X	--	--	--	--	--	NC		
11 916 CB	133 CB	37 I	53 I	598 I	3 491	145	90	190	254	All	Logs	Madagascar
7 CB	34 CB	37 CB	13 CB	6 CB	178	103	90	154	47	C		
11 908 CB	99 CB	0 C	40 C	592 CB	3 533	168	319	206	267	NC		
9 134 I	6 141 I	3 208 I	6 016 I	4 047 I	280	287	257	128	148	All	Sawn	
6 633 C	4 921 C	2 417 C	5 220 C	3 468 CB	250	247	214	115	140	C		
2 501 CBI	1 220 CBI	791 CBI	796 CBI	579 CBI	410	819	676	442	223	NC		
144 I	83 I	369 I	573 I	573 X	3 413	1 103	141	116	116	All	Ven	
0 CB	5 CB	54 CB	0	0 X	--	139	150	--	--	C		
144 CB	78 CBI	314 CB	573 CB	573 X	3 413	1 947	140	116	116	NC		
0 I	3 113 I	12 I	0 I	0 X	437	3 626	2 619	649	649	All	Ply	
0 C	3 111	0 CB	0 CB	0 X	474	3 634	649	649	649	C		
0 C	2 C	12 C	0 I	0 X	433	769	2 620	--	--	NC		
1 826 CB	5 431 CB	4 739 I	31 582 I	37 028 I	244	702	289	745	410	All	Logs	Mali
7 CB	4 CB	0 X	0 I	0 X	100	102	--	--	--	C		
1 819 CB	5 428 CB	4 739 CB	31 582 CB	37 028 CB	245	705	289	745	410	NC		
305 I	0 I	0 X	1 659 I	1 659 X	2 031	476	476	822	822	All	Sawn	
0	0 CB	0 X	0 CB	0 X	--	224	224	250	250	C		
305 CBI	0 CB	0 X	1 659 CB	1 659 X	2 031	1 224	1 224	822	822	NC		
246	0	0	0	0	610	--	--	--	--	All	Ven	
0	0	0	0	0	--	--	--	--	--	C		
246	0	0	0	0	610	--	--	--	--	NC		
15	14 I	187 I	1 I	0 I	355	591	357	534	--	All	Ply	
0	0 CB	11 CB	0	0	--	508	489	--	--	C		
15	14 CB	175 I	1 C	0	355	591	351	534	--	NC		
339 154 I	293 914 I	296 309 I	280 550 I	247 459 I	474	280	290	275	326	All	Logs	Mozambique
3 610 CI	4 541 CI	4 541 X	1 700 C	1 700 X	361	380	380	339	339	C		
335 544 F1	289 373 CB	291 768 CB	278 850 CBI	245 758 I	476	279	289	275	326	NC		
79 972 I	24 723 I	24 271 I	26 095 I	34 748 I	649	592	293	324	319	All	Sawn	
43 CB	18 CB	83 CB	2 CB	2 X	658	241	203	543	543	C		
79 929 CB	24 705 CB	24 188 CB	26 093 CB	34 745 CB	649	592	293	324	319	NC		
242 I	285 I	280 I	126 I	160 I	499	673	645	739	1 221	All	Ven	
89 C	126 C	126 X	41 C	41 X	524	953	953	1 256	1 256	C		
154 CB	159 CB	155 CB	85 CB	119 CB	486	546	510	618	1 210	NC		
39 I	4 I	11 I	0 I	98 I	556	590	271	547	1 463	All	Ply	
39 CB	2 CB	0 CB	0 CB	0 X	556	490	487	505	505	C		
0 C	2 CB	11 CB	0 CB	98 CB	--	865	271	1 299	1 463	NC		
50 626 I	37 169 I	18 120 I	18 791 I	9 253 I	455	315	362	382	502	All	Logs	Togo
336 C	80 C	36 C	1 375 C	54 CB	80	88	73	462	143	C		
50 290 CBI	37 089 CBI	18 084 CB	17 415 CB	9 199 CB	470	317	365	376	509	NC		
2 024 CB	978 I	153 I	44 I	136 I	741	747	817	836	578	All	Sawn	
1 CB	0 X	0 X	0 X	0 X	324	--	--	--	--	C		
2 024 CB	978 CB	153 CB	44 CB	136 CB	741	747	817	836	578	NC		
31 I	24 I	0 I	6 I	6 X	473	384	797	1 698	1 698	All	Ven	
0 C	0 X	0 X	0 X	0 X	--	--	--	--	--	C		
31 CB	24 CB	0 CB	6 C	6 X	473	384	797	1 698	1 698	NC		
279 I	204 I	226 I	106 I	106 X	707	307	306	610	610	All	Ply	
41 CB	2 CB	38 C	0 C	0 X	563	477	365	--	--	C		
238 CB	202 CB	188 CB	106 CB	106 X	740	306	296	610	610	NC		

Table 1-2-c. Trade of All Timber by ITTO Producers - Value (1000 $ and $/m³)

Country	Product	Species	Imports Value (1000$) 2014	2015	2016	2017	2018	Imports Unit Value ($/m³) 2014	2015	2016	2017	2018
Asia-Pacific	**Logs**	**All**	**2 664 730**	**2 111 701**	**1 919 151**	**1 856 514**	**1 749 165**	**278**	**254**	**203**	**201**	**198**
		C	**263 737**	**179 059**	**204 687**	**180 222**	**186 981**	**109**	**93**	**104**	**111**	**94**
		NC	**2 400 992**	**1 932 642**	**1 714 463**	**1 676 291**	**1 562 183**	**335**	**303**	**230**	**221**	**228**
	Sawn	**All**	**2 230 410**	**2 101 091**	**1 780 176**	**1 874 561**	**2 086 017**	**448**	**440**	**333**	**351**	**376**
		C	**540 271**	**473 087**	**495 397**	**465 850**	**652 541**	**266**	**242**	**224**	**230**	**267**
		NC	**1 690 139**	**1 628 004**	**1 284 779**	**1 408 712**	**1 433 476**	**573**	**578**	**410**	**426**	**462**
	Ven	**All**	**333 317**	**419 718**	**500 906**	**565 614**	**543 424**	**721**	**682**	**697**	**728**	**766**
		C	**82 430**	**82 912**	**133 352**	**136 948**	**141 782**	**598**	**569**	**707**	**603**	**792**
		NC	**250 887**	**336 806**	**367 554**	**428 666**	**401 643**	**773**	**716**	**693**	**780**	**757**
	Ply	**All**	**963 918**	**985 167**	**1 057 178**	**1 188 974**	**1 419 465**	**560**	**546**	**465**	**416**	**498**
		C	**175 163**	**181 870**	**174 367**	**165 189**	**249 927**	**425**	**416**	**356**	**347**	**499**
		NC	**788 754**	**803 298**	**882 811**	**1 023 785**	**1 169 538**	**603**	**588**	**495**	**430**	**498**
Cambodia	Logs	All	508 C	262 I	483 I	814 I	1 785 I	245	277	318	219	114
		C	0 C	2 C	66 CB	0	202 CB	--	104	68	--	158
		NC	508 C	260 C	417 C	814 CB	1 583 CB	245	280	761	219	110
	Sawn	All	335 I	354 I	1 419 I	1 492 I	967 I	326	326	210	351	339
		C	226 CB	183 CB	758 CB	666 CB	560 CB	259	230	281	239	251
		NC	109 C	171 C	662 CBI	825 CB	407 CB	710	588	163	562	652
	Ven	All	12 749 I	13 250 I	18 293 I	21 766 I	21 766 X	490	492	514	556	556
		C	12 039 C	12 465 C	15 497 C	15 497 X	15 497 X	470	486	499	499	499
		NC	710 CB	786 CB	2 796 CB	6 269 CB	6 269 X	1 861	609	615	779	779
	Ply	All	7 422 I	15 216 I	7 288 I	76 944 I	98 792 I	711	602	496	659	646
		C	2 144 C	6 566 C	1 151 CB	3 437 CB	9 581 CB	559	524	281	297	322
		NC	5 278 CB	8 650 CB	6 137 C	73 507 CB	89 211 CB	799	678	580	699	725
Fiji	Logs	All	1 635 C	1 279 I	380 I	529 I	0 I	1 187	423	283	713	--
		C	1 613 C	452 C	115 CI	4 CI	0 I	1 404	1 219	358	193	--
		NC	22 C	827 CI	265 CI	525 CB	0 I	97	312	260	728	--
	Sawn	All	7 948 I	1 511 I	10 835 I	3 538 I	1 583 I	531	657	268	212	316
		C	3 848 CB	752 CB	10 452 CB	3 127 C	1 279 CB	343	483	270	190	293
		NC	4 100 F	759 F	383 CB	411 CB	303 CB	1 090	1 019	230	1 677	464
	Ven	All	39 I	133 I	436 I	311 I	44 I	1 248	852	1 053	740	961
		C	19 CI	78 CB	205 C	33 C	42 CB	820	820	2 517	923	937
		NC	19 C	56 C	231 C	277 C	2 CB	2 671	900	694	722	2 853
	Ply	All	2 056 I	1 626 I	3 341 I	2 317 I	2 836 I	620	670	581	429	506
		C	365 C	387 C	895 C	491 C	91 CB	560	523	480	461	456
		NC	1 692 CB	1 238 CB	2 447 CB	1 825 CB	2 744 CB	634	734	630	421	508
India	Logs	All	2 015 926 I	1 523 002 I	1 233 543 I	1 111 204 I	1 032 560 I	289	263	237	254	230
		C	250 058 CB	166 982 CB	186 471 CB	166 996 CB	174 340 I	109	91	100	108	92
		NC	1 765 868 CI	1 356 020 CI	1 047 072 CI	944 208 CI	858 220 I	377	343	312	332	332
	Sawn	All	205 485 I	284 350 I	275 406 I	354 190 I	420 766 I	373	387	371	407	488
		C	74 985 C	85 477 C	77 749 C	97 120 C	148 211 C	268	227	206	237	293
		NC	130 500 C	198 873 C	197 658 C	257 070 C	272 554 C	481	555	541	559	764
	Ven	All	91 408 I	174 016 I	198 912 I	219 131 I	233 945 I	413	460	465	528	582
		C	11 448 C	19 247 C	25 704 CI	22 568 C	16 826 C	1 180	797	714	708	986
		NC	79 960 C	154 769 C	173 208 C	196 563 C	217 119 C	378	437	442	513	564
	Ply	All	76 756 I	77 975 I	77 572 I	96 652 I	120 139 I	633	685	657	683	795
		C	6 756 CB	4 551 C	3 166 C	6 485 C	5 210 C	341	421	430	415	526
		NC	70 000 C	73 424 C	74 406 C	90 168 C	114 929 C	689	713	672	716	814
Indonesia	Logs	All	23 791 I	36 072 I	51 366 I	56 448 I	35 240 I	101	64	55	48	50
		C	2 039 C	368 C	656 C	1 185 C	1 185 X	100	103	90	141	141
		NC	21 752 CB	35 704 CB	50 710 I	55 264 CB	34 055 CBI	102	64	55	47	49
	Sawn	All	109 422 I	113 866 I	115 007 I	127 076 I	95 524 I	445	477	422	437	355
		C	47 720 CB	41 778 CB	44 711 CB	47 135 C	44 449 CB	277	266	251	253	246
		NC	61 702 C	72 088 C	70 296 C	79 941 C	51 075 CB	840	882	743	763	578
	Ven	All	32 164 I	33 255 I	29 391 I	31 304 I	31 304 X	1 621	2 093	2 165	2 424	2 424
		C	9 173 C	6 737 C	5 106 C	4 615 C	4 615 X	1 136	1 573	1 626	2 920	2 920
		NC	22 991 C	26 518 C	24 285 C	26 688 C	26 688 X	1 954	2 285	2 327	2 355	2 355
	Ply	All	45 640 I	68 803 I	57 348 I	46 455 I	46 773 I	588	616	502	473	519
		C	30 639 C	21 732 C	18 655 C	18 136 C	18 136 X	559	524	480	419	419
		NC	15 001 C	47 071 CB	38 693 CB	28 319 CB	28 637 CB	660	670	514	515	610
Malaysia	Logs	All	19 309 C	9 636 I	8 649 I	6 819 I	5 377 I	389	293	519	491	350
		C	71 C	1 710 CB	865 CB	571 CB	303 CB	388	355	324	436	213
		NC	19 238 C	7 926 C	7 784 CI	6 248 C	5 074 CI	389	282	556	497	364
	Sawn	All	159 967 I	126 235 I	117 176 I	134 124 I	163 827 I	515	394	382	382	445
		C	27 937 CBI	27 972 CBI	29 718 CBI	33 450 CBI	48 124 CB	307	252	234	223	239
		NC	132 030 C	98 263 C	87 458 C	100 674 C	115 702 C	602	469	486	501	693
	Ven	All	84 248 I	97 227 I	93 087 I	106 295 I	71 675 I	1 497	1 314	1 144	932	710
		C	10 976 CB	16 342 CB	14 424 CB	18 159 CB	26 034 CB	407	395	312	239	321
		NC	73 272 C	80 885 C	78 663 C	88 136 C	45 641 C	2 502	2 480	2 241	2 320	2 286
	Ply	All	148 567 I	153 773 I	151 731 I	171 833 I	245 462 I	339	314	343	375	478
		C	59 746 C	56 438 C	46 373 C	50 067 C	83 788 C	321	311	276	293	521
		NC	88 821 C	97 334 C	105 358 C	121 765 C	161 674 CI	353	316	385	423	458
Myanmar	Logs	All	49 I	76 C	87 I	3 I	111 I	203	495	1 239	607	326
		C	38 CB	0 C	0 C	0 C	0 X	192	--	--	--	--
		NC	12 C	76 C	87 CBI	3 C	111 CB	245	495	1 239	607	326
	Sawn	All	361 I	144 CB	107 I	133 I	93 I	779	420	204	200	169
		C	25 CB	70 CB	105 CB	105 CB	93 CB	277	297	201	172	169
		NC	336 CB	74 CB	3 CB	28 CB	0 I	900	687	502	508	--
	Ven	All	545 I	2 986 I	2 565 I	3 261 I	3 261 X	590	1 630	395	334	334
		C	298 CB	465 CB	1 321 C	1 634 C	1 634 X	519	566	479	749	749
		NC	247 CB	2 521 C	1 243 C	1 627 C	1 627 X	705	2 493	333	215	215
	Ply	All	14 442 I	27 471 I	27 317 I	24 553 I	27 758 I	709	649	501	390	516
		C	1 585 C	4 356 CB	3 911 CBI	684 CB	1 026 CB	559	405	341	273	335
		NC	12 857 CB	23 115 CB	23 406 CB	23 869 CB	26 732 CB	733	732	544	395	527

Exports Value (1000$)					Exports Unit Value ($/m³)							
2014	2015	2016	2017	2018	2014	2015	2016	2017	2018	Species	Product	Country
3 654 741	**1 715 498**	**1 469 026**	**1 283 620**	**1 419 147**	**367**	**227**	**193**	**210**	**220**	**All**	**Logs**	**Asia-Pacific**
26 238	**7 021**	**3 302**	**3 807**	**2 826**	**227**	**187**	**206**	**247**	**237**	**C**		
3 628 503	**1 708 477**	**1 465 724**	**1 279 813**	**1 416 320**	**368**	**227**	**193**	**210**	**220**	**NC**		
3 059 798	**3 250 583**	**3 070 706**	**3 471 018**	**3 258 142**	**483**	**452**	**390**	**386**	**395**	**All**	**Sawn**	
25 472	**21 907**	**23 495**	**19 936**	**11 189**	**413**	**489**	**454**	**608**	**394**	**C**		
3 034 326	**3 228 676**	**3 047 210**	**3 451 083**	**3 246 953**	**484**	**452**	**390**	**385**	**395**	**NC**		
346 891	**362 168**	**375 626**	**342 371**	**321 805**	**242**	**249**	**278**	**317**	**314**	**All**	**Ven**	
27 187	**32 231**	**38 671**	**31 509**	**28 698**	**1 752**	**1 445**	**1 190**	**1 263**	**1 417**	**C**		
319 705	**329 937**	**336 955**	**310 862**	**293 107**	**226**	**230**	**256**	**295**	**292**	**NC**		
4 241 445	**3 804 878**	**3 492 436**	**3 292 783**	**3 479 587**	**617**	**591**	**532**	**510**	**553**	**All**	**Ply**	
525 763	**553 781**	**481 608**	**442 453**	**443 691**	**483**	**481**	**377**	**415**	**432**	**C**		
3 715 683	**3 251 096**	**3 010 827**	**2 850 330**	**3 035 896**	**643**	**615**	**570**	**528**	**576**	**NC**		
145 029 [I]	51 376 [I]	59 848 [I]	51 481 [I]	50 095 [I]	1 667	454	301	260	233	All	Logs	Cambodia
0 [C]	0 [CB]	2 [CB]	1 [CB]	0 [X]	--	--	761	63	--	C		
145 029 [CBI]	51 376 [CB]	59 847 [CB]	51 480 [CBI]	50 095 [CBI]	1 667	454	301	260	233	NC		
269 288 [CB]	392 989 [I]	164 449 [I]	187 852 [I]	183 314 [I]	892	897	673	596	603	All	Sawn	
7 [CB]	20 [CB]	0 [CB]	1 [CB]	1 [X]	298	497	218	417	417	C		
269 281 [CB]	392 969 [CB]	164 449 [CB]	187 850 [CB]	183 312 [CBI]	892	897	673	596	603	NC		
1 851 [I]	5 794 [I]	1 656 [I]	749 [I]	1 877 [I]	815	604	845	461	618	All	Ven	
21 [CB]	368 [CB]	180 [CB]	0 [I]	540 [CB]	651	562	460	--	670	C		
1 830 [CB]	5 426 [CB]	1 476 [CB]	749 [CB]	1 337 [CB]	818	607	941	461	600	NC		
7 602 [I]	12 432 [I]	29 417 [I]	3 921 [I]	20 575 [I]	733	1 513	1 351	683	714	All	Ply	
34 [CB]	0 [CB]	94 [C]	0 [CB]	9 [CB]	559	508	365	500	1 950	C		
7 568 [CB]	12 432 [CB]	29 323 [CB]	3 921 [CB]	20 566 [CB]	734	1 513	1 363	683	714	NC		
17 370 [I]	2 788 [I]	1 951 [I]	1 396 [I]	637 [I]	393	262	420	548	473	All	Logs	Fiji
13 938 [CBI]	287 [C]	135 [CI]	30 [C]	0 [C]	380	141	152	168	--	C		
3 431 [CB]	2 501 [CB]	1 816 [CBI]	1 365 [CB]	637 [CB]	457	290	483	578	473	NC		
20 842 [CB]	17 233 [I]	13 418 [I]	4 649 [CB]	4 962 [I]	979	1 066	818	1 096	568	All	Sawn	
844 [CB]	389 [CB]	458 [CBI]	279 [CB]	226 [CB]	971	737	521	883	284	C		
19 998 [CB]	16 844 [CBI]	12 959 [C]	4 370 [CB]	4 736 [CB]	979	1 077	835	1 114	596	NC		
287 [I]	280 [I]	403 [I]	69 [I]	68 [I]	1 344	2 045	1 214	457	1 248	All	Ven	
33 [C]	59 [CB]	57 [C]	4 [C]	0 [C]	2 093	2 844	2 355	793	--	C		
254 [C]	221 [C]	346 [CB]	65 [C]	68 [CB]	1 284	1 901	1 124	446	1 248	NC		
2 354 [I]	1 110 [I]	1 377 [I]	1 121 [I]	69 [I]	948	1 014	815	688	528	All	Ply	
80 [C]	32 [C]	87 [C]	225 [C]	58 [CB]	476	481	364	534	521	C		
2 273 [C]	1 079 [C]	1 290 [C]	897 [C]	11 [CB]	983	1 048	890	742	571	NC		
4 694 [I]	4 652 [I]	20 166 [I]	70 013 [I]	64 967 [I]	425	425	1 197	3 716	8 496	All	Logs	India
159 [C]	116 [C]	63 [C]	81 [C]	101 [C]	306	286	249	108	64	C		
4 536 [C]	4 536 [F1]	20 103 [C]	69 931 [C]	64 865 [CB]	431	431	1 211	3 866	10 681	NC		
33 881 [I]	30 609 [I]	17 928 [I]	10 407 [I]	5 634 [I]	882	1 074	741	737	567	All	Sawn	
3 791 [CB]	1 207 [CBI]	137 [C]	80 [C]	208 [C]	290	327	315	217	249	C		
30 090 [C]	29 402 [C]	17 791 [C]	10 327 [C]	5 426 [C]	1 188	1 185	749	751	597	NC		
16 226 [I]	18 805 [I]	19 917 [I]	15 272 [I]	8 441 [I]	2 360	1 952	2 033	1 948	1 930	All	Ven	
1 263 [CB]	1 168 [CB]	693 [C]	1 102 [C]	169 [CB]	1 437	1 428	1 690	1 785	2 293	C		
14 963 [CB]	17 637 [CB]	19 224 [CB]	14 170 [CB]	8 272 [CB]	2 495	2 001	2 048	1 962	1 924	NC		
56 703 [I]	34 513 [I]	52 295 [I]	35 664 [I]	31 642 [I]	584	540	691	693	1 003	All	Ply	
27 035 [CBI]	11 666 [CBI]	11 677 [CBI]	8 144 [CB]	2 270 [C]	604	571	563	519	527	C		
29 668 [C]	22 847 [C]	40 619 [CI]	27 520 [CI]	29 373 [C]	568	525	740	770	1 079	NC		
25 815 [I]	13 426 [I]	14 307 [I]	31 332 [I]	26 492 [I]	265	229	298	1 181	943	All	Logs	Indonesia
267 [CB]	50 [CB]	729 [CB]	219 [CB]	219 [X]	275	347	1 065	943	943	C		
25 549 [CBI]	13 376 [CB]	13 578 [CBI]	31 113 [CBI]	26 273 [CB]	265	229	287	1 183	943	NC		
403 303 [I]	351 883 [I]	366 074 [I]	416 399 [I]	349 914 [I]	710	754	740	809	646	All	Sawn	
5 481 [CBI]	5 791 [CB]	4 790 [CB]	2 703 [CB]	2 094 [CB]	317	417	419	954	775	C		
397 822 [CBI]	346 092 [CBI]	361 284 [CBI]	413 696 [CBI]	347 820 [CB]	722	764	748	808	646	NC		
38 588 [I]	47 375 [I]	57 481 [I]	76 524 [I]	85 956 [I]	2 215	1 369	1 197	895	798	All	Ven	
21 378 [C]	22 262 [C]	25 953 [C]	19 977 [C]	19 977 [X]	2 476	1 931	1 729	1 666	1 666	C		
17 210 [CB]	25 113 [CB]	31 528 [CB]	56 548 [C]	65 979 [CB]	1 959	1 088	955	770	689	NC		
2 059 900 [I]	2 070 155 [I]	1 739 650 [I]	1 551 387 [I]	1 694 381 [I]	749	745	655	607	658	All	Ply	
205 320 [C]	211 445 [C]	130 350 [C]	91 986 [C]	91 986 [X]	475	478	365	406	406	C		
1 854 580 [I]	1 858 710 [I]	1 609 300 [CBI]	1 459 401 [CBI]	1 602 395 [I]	800	795	700	626	682	NC		
632 896 [I]	515 989 [I]	425 331 [I]	331 979 [I]	329 598 [I]	197	172	150	128	136	All	Logs	Malaysia
6 471 [CB]	4 703 [CB]	1 173 [CB]	1 370 [CBI]	1 805 [CBI]	211	245	206	294	768	C		
626 425 [C]	511 286 [C]	424 158 [I]	330 609	327 793	197	172	149	127	135	NC		
811 543 [C]	815 052 [C]	763 495 [I]	898 808 [C]	910 733 [I]	415	409	387	415	424	All	Sawn	
1 220 [C]	3 016 [C]	4 857 [C]	3 227 [C]	3 638 [C]	318	344	381	328	263	C		
810 324 [C]	812 035 [C]	758 638 [*]	895 581 [C]	907 095	416	410	387	416	425	NC		
135 893 [I]	86 913 [I]	84 305 [I]	75 408 [I]	75 002 [I]	472	383	379	354	367	All	Ven	
447 [C]	576 [C]	452 [C]	323 [C]	808 [CB]	1 976	2 693	2 406	921	2 203	C		
135 445 [CB]	86 338	83 853	75 085	74 195	471	380	378	353	364	NC		
1 764 213 [I]	1 324 157 [I]	1 201 295 [I]	1 188 581 [I]	1 217 856 [I]	519	461	419	432	475	All	Ply	
135 913 [C]	163 685 [C]	156 531 [C]	109 840 [C]	118 170 [C]	484	476	416	431	516	C		
1 628 300 [I]	1 160 472	1 044 764	1 078 741	1 099 687	523	459	420	433	471	NC		
1 343 804 [I]	207 154 [I]	184 838 [I]	28 473 [I]	22 676 [I]	570	354	328	722	810	All	Logs	Myanmar
3 451 [CB]	1 050 [CB]	193 [CB]	294 [CB]	294 [X]	113	103	90	65	65	C		
1 340 352 [CBI]	206 104 [CBI]	184 645 [CB]	28 179 [CB]	22 382 [CB]	576	358	328	807	954	NC		
94 808 [I]	140 559 [I]	161 417 [I]	121 857 [I]	149 685 [I]	1 026	666	1 111	1 094	870	All	Sawn	
1 451 [CB]	1 455 [CB]	1 099 [CB]	3 813 [CB]	3 813 [X]	478	364	334	1 130	1 130	C		
93 357 [CB]	139 104 [CBI]	160 318 [CBI]	118 044 [CBI]	145 872 [CB]	1 044	672	1 129	1 093	865	NC		
24 025 [I]	74 670 [I]	117 896 [I]	100 695 [I]	61 505 [I]	461	474	460	541	533	All	Ven	
1 495 [CB]	5 531 [CB]	10 095 [CB]	8 947 [CB]	2 698 [CB]	848	853	711	790	826	C		
22 531 [CB]	69 139 [CB]	107 801 [CB]	91 749 [CB]	58 807 [CB]	448	458	445	525	525	NC		
10 473 [I]	10 187 [I]	7 125 [I]	5 650 [I]	5 016 [I]	619	600	667	682	727	All	Ply	
1 006 [CB]	2 161 [CB]	1 461 [CB]	881 [CB]	1 142 [CB]	549	575	520	652	521	C		
9 467 [CB]	8 026 [CB]	5 664 [CB]	4 769 [CB]	3 873 [CB]	627	607	720	688	824	NC		

Table 1-2-c. Trade of All Timber by ITTO Producers - Value (1000 $ and $/m³)

Country	Product	Species	Imports Value (1000$) 2014	2015	2016	2017	2018	Imports Unit Value ($/m³) 2014	2015	2016	2017	2018
Papua New Guinea	Logs	All	43 [I]	49 [I]	49 [I]	29 [CB]	14 [X]	1 095	862	4 557	700	387
		C	0 [C]	6 [CB]	1 [CB]	22 [CB]	7 [X]	--	357	928	1 123	520
		NC	43 [CB]	43 [C]	48 [CBI]	6 [CB]	6 [X]	1 095	1 095	4 791	298	298
	Sawn	All	1 426 [CB]	555 [CB]	819 [I]	103 [I]	46 [I]	411	378	271	576	263
		C	1 413 [CB]	517 [CB]	291 [CB]	92 [CB]	38 [CB]	411	362	621	629	238
		NC	13 [CB]	38 [CB]	528 [CB]	11 [CB]	8 [CB]	386	992	206	344	509
	Ven	All	197 [I]	284 [I]	16 [I]	12 [I]	40 [I]	1 242	1 205	1 004	1 812	927
		C	0 [CB]	12 [CB]	6 [CB]	0 [I]	40 [CB]	--	2 175	2 343	--	921
		NC	197 [CB]	272 [CB]	10 [CB]	12 [CB]	0 [CB]	1 242	1 181	735	1 812	3 591
	Ply	All	9 151 [I]	5 236 [I]	2 926 [I]	1 799 [I]	2 422 [I]	588	551	416	428	813
		C	4 843 [CB]	3 462 [CB]	1 831 [CB]	574 [CB]	243 [CB]	467	479	365	560	476
		NC	4 308 [CB]	1 774 [CB]	1 095 [CB]	1 225 [CB]	2 179 [CB]	829	779	544	385	883
Philippines	Logs	All	7 187 [I]	17 824 [I]	28 121 [I]	11 497	12 710 [I]	112	172	231	165	279
		C	1 058	108 [C]	1 567 [CB]	509	5 175 [C]	92	103	231	504	378
		NC	6 129 [CB]	17 716	26 554	10 988	7 534 [C]	116	173	231	160	236
	Sawn	All	226 933 [I]	181 825 [I]	233 960 [I]	151 099 [I]	292 556 [I]	363	301	318	324	337
		C	131 128 [CI]	115 823 [CB]	117 876 [CBI]	60 140 [CBI]	177 922 [CB]	296	305	282	310	276
		NC	95 805 [C]	66 002 [CB]	116 084	90 959 [CB]	114 635 [CB]	526	294	366	335	512
	Ven	All	25 152 [I]	18 854 [I]	28 226 [I]	26 635 [I]	27 373 [I]	403	362	434	276	582
		C	17 826 [CB]	11 688 [CB]	20 814 [CB]	15 219 [CB]	17 065 [CB]	357	324	429	252	873
		NC	7 326 [C]	7 166 [C]	7 412 [C]	11 416 [C]	10 308	590	447	450	315	375
	Ply	All	367 318 [I]	329 253 [I]	384 860 [I]	401 816 [I]	466 874 [I]	653	645	478	374	469
		C	32 878 [CB]	34 528 [CB]	47 298 [CB]	48 911 [CB]	77 343 [C]	536	485	372	330	550
		NC	334 441 [CB]	294 725 [CB]	337 562 [CB]	352 905 [CB]	389 532 [CB]	667	671	498	381	455
Thailand	Logs	All	68 098 [I]	12 036 [I]	19 347 [I]	7 949 [I]	4 092 [I]	462	191	489	307	162
		C	3 735 [CB]	3 158 [CB]	1 663 [CB]	1 595 [CB]	375 [C]	117	130	125	134	45
		NC	64 363 [CI]	8 878 [CI]	17 683 [CB]	6 354 [CB]	3 717 [CB]	556	230	672	454	221
	Sawn	All	261 572 [I]	247 804 [I]	228 093 [I]	231 841 [I]	239 642 [I]	236	257	152	155	165
		C	65 340 [CI]	50 949 [CBI]	53 934 [CBI]	57 682 [CBI]	65 483 [CB]	220	205	178	191	252
		NC	196 232 [CI]	196 856 [CI]	174 159 [C]	174 159 [X]	174 159 [X]	242	275	146	146	146
	Ven	All	24 517 [I]	19 539 [I]	24 478 [I]	21 422 [I]	18 540 [I]	1 100	1 404	1 046	1 759	907
		C	4 060 [C]	3 469 [C]	2 352 [C]	1 008 [CB]	1 814 [C]	1 426	1 175	1 318	1 072	519
		NC	20 457 [C]	16 071 [C]	22 126 [C]	20 414 [CB]	16 726 [C]	1 053	1 465	1 024	1 816	987
	Ply	All	158 354 [I]	150 711 [I]	167 893 [I]	143 775 [I]	161 879 [I]	597	587	469	359	376
		C	27 284 [CB]	29 608 [CB]	23 351 [CB]	8 670 [CB]	26 774 [C]	479	474	360	405	521
		NC	131 071 [CB]	121 103 [CB]	144 542 [CB]	135 105 [CB]	135 105 [X]	629	623	494	356	356
Viet Nam	Logs	All	528 184 [C]	511 466 [C]	577 126 [I]	661 223 [I]	657 277 [I]	250	292	186	186	185
		C	5 126 [C]	6 274 [C]	13 284 [CBI]	9 341	5 395 [CB]	100	103	164	150	88
		NC	523 059 [C]	505 192 [C]	563 842 [C]	651 882 [CI]	651 882 [X]	254	299	186	187	187
	Sawn	All	1 256 961 [I]	1 144 447 [I]	797 353 [I]	870 965 [I]	871 014 [I]	592	601	458	474	508
		C	187 648 [CI]	149 566 [CB]	159 803 [CB]	166 332 [CB]	166 381 [CB]	256	221	208	217	260
		NC	1 069 313 [C]	994 881 [C]	637 550 [C]	704 633 [C]	704 633 [X]	770	812	655	657	657
	Ven	All	62 299 [I]	60 173 [I]	105 503 [I]	135 478 [I]	135 478 [X]	1 170	1 150	1 618	1 755	1 755
		C	16 590 [C]	12 410 [C]	47 922 [I]	58 215 [X]	58 215 [X]	1 185	1 213	2 520	2 520	2 520
		NC	45 709 [CB]	47 763 [CB]	57 581 [CB]	77 262 [CB]	77 262 [X]	1 165	1 135	1 246	1 428	1 428
	Ply	All	134 211 [I]	155 104 [I]	176 903 [I]	222 833 [I]	246 532 [I]	647	640	500	452	543
		C	8 924 [C]	20 241 [C]	27 735 [C]	27 735 [X]	27 735 [X]	559	524	455	455	455
		NC	125 287 [CB]	134 863 [CB]	149 168 [CB]	195 098 [CB]	218 797 [CB]	654	662	510	452	557
Latin America/ Caribbean	**Logs**	**All**	**8 556**	**11 766**	**4 241**	**19 974**	**22 005**	**118**	**201**	**149**	**275**	**312**
		C	**4 904**	**8 221**	**2 547**	**17 101**	**19 285**	**128**	**223**	**201**	**343**	**418**
		NC	**3 652**	**3 545**	**1 694**	**2 873**	**2 720**	**107**	**163**	**108**	**126**	**111**
	Sawn	**All**	**631 625**	**657 253**	**672 016**	**706 750**	**735 646**	**323**	**291**	**268**	**287**	**307**
		C	**428 782**	**455 514**	**483 536**	**524 822**	**556 882**	**264**	**250**	**233**	**260**	**287**
		NC	**202 843**	**201 739**	**188 480**	**181 928**	**178 764**	**607**	**464**	**432**	**408**	**395**
	Ven	**All**	**105 634**	**110 034**	**97 589**	**90 170**	**99 666**	**1 756**	**1 514**	**1 490**	**1 455**	**2 115**
		C	**19 450**	**23 415**	**17 659**	**16 257**	**13 540**	**856**	**706**	**654**	**592**	**855**
		NC	**86 185**	**86 618**	**79 930**	**73 914**	**86 127**	**2 302**	**2 192**	**2 077**	**2 142**	**2 754**
	Ply	**All**	**460 190**	**458 709**	**409 970**	**443 229**	**514 567**	**624**	**537**	**522**	**487**	**532**
		C	**220 889**	**238 710**	**195 923**	**227 018**	**279 769**	**533**	**453**	**442**	**444**	**475**
		NC	**239 301**	**219 999**	**214 047**	**216 211**	**234 798**	**740**	**673**	**624**	**541**	**621**
Brazil	Logs	All	946 [I]	795 [I]	566 [I]	5 234 [I]	5 826 [I]	77	62	45	273	249
		C	11 [C]	9 [C]	0 [C]	4 487 [C]	5 152 [C]	3 744	2 873	--	659	490
		NC	934 [CB]	786 [CB]	566 [CB]	747 [CB]	674 [C]	77	61	45	60	52
	Sawn	All	26 309 [I]	30 095 [I]	24 677 [I]	14 745 [I]	11 690 [I]	806	1 090	707	918	665
		C	2 495 [*]	2 598 [*]	3 147 [CI]	2 487 [CB]	1 743 [C]	378	406	413	406	368
		NC	23 814 [*]	27 496 [*]	21 530 [CB]	12 258 [CB]	9 947 [CB]	915	1 297	788	1 233	774
	Ven	All	15 234 [I]	11 568 [I]	11 455 [I]	7 291 [I]	8 804 [I]	2 162	2 607	1 931	2 152	3 014
		C	24 [C]	76 [CB]	617 [C]	288 [C]	383 [C]	3 471	2 332	1 489	1 379	9 460
		NC	15 210 [CB]	11 492 [CB]	10 838 [CB]	7 003 [CB]	8 421 [C]	2 160	2 609	1 964	2 202	2 924
	Ply	All	2 041 [I]	1 545 [I]	1 964 [I]	2 310 [I]	2 193 [I]	306	843	494	515	1 221
		C	418 [*]	658 [*]	460	150 [CB]	7 [CB]	1 748	1 540	2 266	2 173	3 373
		NC	1 623 [CB]	888 [CB]	1 504 [CB]	2 160 [CB]	2 186 [CB]	252	631	398	489	1 218
Colombia	Logs	All	1 127 [I]	1 110 [I]	127 [I]	3 852 [I]	3 468 [I]	106	423	198	642	681
		C	196 [C]	191 [CB]	84 [CB]	3 426 [C]	3 426 [X]	150	300	134	694	694
		NC	931 [CB]	920 [CB]	43 [CB]	426 [CB]	42 [CB]	100	463	2 749	401	267
	Sawn	All	20 348 [CB]	13 183 [I]	11 294 [I]	9 966 [I]	8 304 [I]	324	323	271	333	269
		C	18 515 [CB]	12 725 [CB]	11 191 [C]	9 678 [CB]	7 403 [CB]	307	326	270	329	256
		NC	1 833 [CB]	458 [CB]	102 [C]	289 [CB]	901 [CB]	740	267	578	547	457
	Ven	All	8 051 [I]	5 346 [I]	3 635 [I]	2 688 [I]	1 487 [I]	1 633	3 129	3 112	3 232	3 402
		C	1 595 [C]	913 [C]	708 [C]	705 [C]	10 [CB]	881	3 036	2 874	3 089	921
		NC	6 456 [C]	4 434 [C]	2 927 [C]	1 983 [C]	1 477 [CB]	2 069	3 149	3 176	3 286	3 467
	Ply	All	35 849 [I]	21 310 [I]	21 049 [I]	19 890 [I]	18 882 [I]	555	496	408	438	589
		C	16 583 [CB]	10 544 [CB]	11 794 [C]	9 502 [CB]	9 378 [CB]	480	389	335	380	593
		NC	19 266 [CB]	10 766 [CB]	9 254 [CB]	10 388 [CB]	9 505 [CB]	641	679	565	510	585

Exports Value (1000$)					Exports Unit Value ($/m³)							
2014	2015	2016	2017	2018	2014	2015	2016	2017	2018	Species	Product	Country
1 054 791 [I]	822 311 [I]	678 637 [I]	690 948 [I]	877 758 [I]	277	225	177	221	241	All	Logs	Papua New Guinea
48 [CB]	48 [X]	18 [CB]	42 [CB]	57 [CB]	261	261	121	131	65	C		
1 054 743 [CBI]	822 262 [CB]	678 618 [CBI]	690 906 [CB]	877 700 [*]	277	225	177	221	241	NC		
12 294 [CB]	12 246 [I]	12 341 [CB]	11 044 [I]	14 039 [I]	460	342	369	352	311	All	Sawn	
358 [CB]	68 [CB]	80 [CB]	260 [CB]	39 [CB]	364	1 669	330	264	473	C		
11 937 [CB]	12 178 [CB]	12 261 [CB]	10 784 [CB]	14 000	464	341	370	355	311	NC		
3 523 [I]	3 682 [I]	2 178 [I]	819 [I]	247 [I]	720	710	676	472	3 873	All	Ven	
0 [C]	0 [X]	0 [X]	0 [X]	0 [X]	--	--	--	--	--	C		
3 523 [CB]	3 682 [CB]	2 178 [CB]	819 [CB]	247 [CB]	720	710	676	472	3 873	NC		
7 561 [I]	5 492 [I]	6 414 [I]	6 216 [I]	5 856 [I]	975	836	760	811	728	All	Ply	
4 382 [CB]	2 728 [CB]	3 660 [CB]	2 750 [CB]	1 687 [CB]	865	854	886	853	536	C		
3 179 [CB]	2 763 [CB]	2 754 [CB]	3 465 [CB]	4 170 [CB]	1 182	818	639	781	853	NC		
5 932 [I]	3 559 [I]	1 088 [I]	2 729 [I]	848 [I]	294	396	425	546	349	All	Logs	Philippines
99 [C]	11 [C]	0	1 [CB]	0	80	88	--	98	--	C		
5 833 [CB]	3 548 [CBI]	1 088 [CB]	2 728 [CB]	848 [CB]	308	400	425	548	349	NC		
118 274 [I]	62 644 [I]	54 322 [I]	54 128 [I]	45 138 [I]	187	180	167	159	140	All	Sawn	
4 820 [CB]	4 504 [CB]	5 350 [CB]	4 488 [CB]	198 [CB]	763	725	691	686	316	C		
113 454 [CI]	58 140 [CBI]	48 972 [CBI]	49 640 [CB]	44 940 [CBI]	181	170	154	148	140	NC		
3 269 [I]	853 [I]	414 [I]	484 [I]	12 977 [I]	919	897	618	844	2 912	All	Ven	
617	125 [CB]	173 [CB]	43 [CB]	11 [CB]	335	460	804	243	1 600	C		
2 651 [C]	728 [C]	242 [C]	440 [C]	12 966 [C]	1 546	1 072	531	1 114	2 914	NC		
9 194 [I]	7 539 [I]	8 596 [I]	6 530 [I]	3 132 [I]	496	608	560	630	641	All	Ply	
4 843 [CBI]	2 344 [CB]	3 474 [CBI]	1 660 [CBI]	1 871 [CB]	374	521	472	456	583	C		
4 351 [CB]	5 195 [CB]	5 122 [CIB]	4 870 [CB]	1 261 [CB]	781	657	641	724	751	NC		
36 366 [I]	8 168 [I]	5 610 [I]	2 380 [I]	2 287 [I]	864	618	911	1 351	787	All	Logs	Thailand
0 [C]	29 [CB]	236 [C]	0 [X]	0 [C]	63	104	354	--	699	C		
36 366 [CBI]	8 139 [F1]	5 375 [CB]	2 380 [CB]	2 287 [CB]	864	629	978	1 351	787	NC		
1 048 757 [I]	1 052 229 [I]	1 282 821 [I]	1 540 381 [I]	1 511 851 [I]	461	341	308	317	339	All	Sawn	
904 [CBI]	319 [CB]	1 233 [CB]	78 [CB]	128 [CB]	286	309	250	495	279	C		
1 047 853 [CBI]	1 051 910 [CB]	1 281 588 [CBI]	1 540 303 [CBI]	1 511 723 [CBI]	461	341	308	317	339	NC		
3 797 [I]	3 810 [I]	2 766 [I]	3 315 [I]	3 315 [X]	664	377	243	105	105	All	Ven	
1 223 [C]	1 067 [C]	695 [CB]	47 [CB]	47 [X]	680	555	427	1 730	1 730	C		
2 574 [CB]	2 743 [CB]	2 071 [CB]	3 268 [CB]	3 268 [X]	656	335	213	104	104	NC		
27 753 [I]	28 055 [I]	30 076 [I]	25 943 [I]	33 290 [I]	617	599	646	685	780	All	Ply	
3 221 [CB]	4 115 [CBI]	2 339 [CBI]	818 [CBI]	349 [CB]	521	465	426	409	521	C		
24 532 [CB]	23 940 [CBI]	27 737 [CB]	25 125 [CB]	32 941 [CB]	633	630	675	701	784	NC		
388 044 [I]	86 075 [I]	77 250 [I]	72 890 [I]	43 790 [I]	1 353	816	1 046	709	464	All	Logs	Viet Nam
1 804 [CB]	726 [CBI]	754 [CB]	1 768 [CB]	350 [CB]	122	145	136	375	149	C		
386 240 [CBI]	85 349 [CBI]	76 496 [CBI]	71 122 [CB]	43 440 [CB]	1 420	850	1 120	725	472	NC		
246 808 [I]	375 141 [I]	234 442 [I]	225 493 [I]	82 874 [I]	583	664	523	354	346	All	Sawn	
6 597 [CB]	5 138 [CB]	5 492 [CB]	5 005 [CB]	844 [CB]	503	774	546	599	148	C		
240 211 [C]	370 002 [C]	228 950	220 488 [CB]	82 030 [I]	585	663	522	351	351	NC		
119 433 [I]	119 985 [I]	88 609 [I]	69 036 [I]	72 419 [I]	114	120	111	125	131	All	Ven	
710 [C]	1 075 [C]	373 [C]	1 067 [C]	4 450 [CB]	2 162	2 756	871	2 300	1 196	C		
118 723 [CB]	118 910 [CB]	88 236 [CB]	67 969 [CB]	67 969 [X]	113	119	111	124	124	NC		
295 692 [I]	311 238 [I]	416 191 [I]	467 770 [I]	467 770 [X]	563	492	485	453	453	All	Ply	
143 928 [C]	155 605 [C]	171 936 [C]	226 149 [C]	226 149 [X]	475	478	342	406	406	C		
151 764 [CB]	155 632 [CB]	244 255 [CB]	241 621 [CB]	241 621 [X]	684	507	686	507	507	NC		
345 677	**364 134**	**334 334**	**422 593**	**463 810**	**286**	**303**	**280**	**273**	**266**	**All**	**Logs**	
15 946	**8 432**	**4 165**	**16 322**	**15 479**	**113**	**110**	**97**	**178**	**188**	**C**		
329 732	**355 701**	**330 169**	**406 271**	**448 331**	**309**	**316**	**287**	**279**	**270**	**NC**		
723 936	**773 719**	**838 897**	**916 739**	**976 260**	**333**	**351**	**311**	**286**	**302**	**All**	**Sawn**	
261 185	**324 561**	**402 117**	**507 874**	**607 492**	**235**	**224**	**202**	**203**	**235**	**C**		
462 751	**449 158**	**436 780**	**408 865**	**368 768**	**434**	**591**	**618**	**580**	**571**	**NC**		**Latin America/**
41 331	**39 179**	**31 560**	**37 401**	**43 765**	**783**	**747**	**545**	**469**	**397**	**All**	**Ven**	**Caribbean**
11 143	**11 922**	**12 372**	**18 130**	**23 510**	**347**	**343**	**276**	**272**	**245**	**C**		
30 188	**27 257**	**19 188**	**19 270**	**20 255**	**1 457**	**1 544**	**1 468**	**1 475**	**1 417**	**NC**		
538 109	**541 033**	**528 286**	**617 795**	**768 269**	**377**	**334**	**285**	**293**	**409**	**All**	**Ply**	
445 907	**439 618**	**423 640**	**552 749**	**671 712**	**346**	**300**	**250**	**276**	**389**	**C**		
92 203	**101 416**	**104 646**	**65 046**	**96 557**	**663**	**638**	**663**	**612**	**627**	**NC**		
24 154 [C]	32 192 [C]	39 885 [C]	60 425 [I]	82 038 [I]	181	291	229	251	223	All	Logs	Brazil
9 748 [C]	2 169 [C]	63 [C]	4 159 [C]	366 [C]	105	101	70	80	68	C		
14 406 [C]	30 023 [C]	39 822 [C]	56 267 [CB]	81 672 [CB]	353	337	230	298	225	NC		
424 392 [I]	454 672 [I]	537 188 [I]	661 554 [I]	737 433 [I]	310	274	256	251	270	All	Sawn	
230 376 [*]	288 184 [*]	361 193 [C]	463 464 [C]	570 140 [I]	232	221	199	203	240	C		
194 016 [*]	166 488 [*]	175 994 [C]	198 090 [C]	167 293 [C]	516	469	619	561	463	NC		
34 852 [I]	33 209 [I]	26 422 [I]	31 368 [I]	35 668 [I]	712	677	477	406	333	All	Ven	
11 013 [C]	11 473 [C]	12 235 [C]	18 127 [C]	23 492 [C]	345	334	274	272	245	C		
23 839	21 735 [C]	14 187 [C]	13 241 [C]	12 176 [C]	1 401	1 475	1 323	1 255	1 105	NC		
455 550 [I]	458 241 [I]	440 694 [I]	569 859 [I]	678 016 [I]	351	307	257	282	388	All	Ply	
437 568 [*]	433 251 [*]	418 356 [C]	547 521 [C]	666 819 [C]	344	299	249	276	388	C		
17 982 [*]	24 990 [*]	22 338 [CBI]	22 338 [X]	11 197 [C]	666	595	657	657	416	NC		
29 579 [I]	19 771 [I]	14 712 [I]	10 206 [I]	19 540 [I]	367	420	388	304	393	All	Logs	Colombia
1 036	44	297 [C]	61 [CB]	54 [CB]	525	423	426	352	687	C		
28 543 [CB]	19 727 [CB]	14 415 [CB]	10 146 [C]	19 487 [CB]	363	420	387	304	392	NC		
6 509 [I]	4 390 [I]	4 389 [I]	3 944 [I]	2 502 [I]	636	815	725	577	726	All	Sawn	
198 [CB]	49 [CB]	231 [CB]	274 [CB]	13 [CB]	412	341	470	454	94	C		
6 311 [CB]	4 341 [CB]	4 158 [CB]	3 669 [CBI]	2 489 [CB]	648	828	748	589	753	NC		
127 [I]	67 [I]	38 [I]	17 [I]	0 [CB]	684	636	1 782	1 926	--	All	Ven	
82 [CB]	32 [CB]	8 [CB]	0	0 [CB]	652	470	479	--	--	C		
45 [C]	35 [CB]	30 [CB]	17 [CB]	0 [CB]	751	943	5 906	1 926	--	NC		
946 [I]	414 [I]	266 [I]	264 [I]	19 [I]	670	690	490	520	183	All	Ply	
217 [CB]	121 [CB]	142 [CB]	78 [CB]	0 [CB]	540	522	401	434	--	C		
729 [C]	293 [CB]	124 [CB]	186 [CB]	19 [CB]	722	795	657	567	183	NC		

Table 1-2-c. Trade of All Timber by ITTO Producers - Value (1000 $ and $/m³)

Country	Product	Species	Imports Value (1000$) 2014	2015	2016	2017	2018	Imports Unit Value ($/m³) 2014	2015	2016	2017	2018
Costa Rica	Logs	All	182 C	185 C	465 C	1 733 I	791 I	109	150	211	164	89
		C	156 C	93 C	79 C	1 127 CB	201 CB	100	103	90	333	68
		NC	26 C	91 C	386 C	605 C	590	244	278	290	84	99
	Sawn	All	37 145 I	35 334 I	47 708 I	39 055 I	41 910 I	300	327	260	272	242
		C	36 803 C	34 636 C	47 000 C	38 426 CB	41 748 CB	298	323	257	269	241
		NC	342 C	698 C	708 C	629 C	162 CB	730	797	629	597	781
	Ven	All	207 I	232 I	210 I	358 I	343 I	2 441	2 418	2 709	2 973	5 990
		C	33 CB	7 CB	51 CB	50 CB	37 CB	3 427	1 301	2 218	1 825	5 057
		NC	174 CB	225 CB	159 CB	308 CB	306 CB	2 314	2 485	2 913	3 310	6 125
	Ply	All	10 450 I	9 765 I	9 188 I	9 045 I	7 741 I	640	601	511	385	478
		C	2 919 C	1 839 C	2 822 C	3 176 C	2 248 CB	559	524	480	461	597
		NC	7 531 C	7 926 C	6 366 CB	5 869 CB	5 493 CB	679	622	526	353	442
Ecuador	Logs	All	0	20 I	0 I	45 I	57 I	--	690	7 914	299	717
		C	0	0	0 C	38 CI	54 C	--	--	--	295	687
		NC	0	20 CB	0 CB	6 CB	3 C	--	690	7 914	329	3 597
	Sawn	All	2 179 I	2 147 I	1 673 I	2 948 I	2 214 I	425	404	493	358	404
		C	1 035 CB	611 CB	491 CB	1 637 CB	1 188 C	373	443	371	278	369
		NC	1 144 CB	1 536 C	1 182 C	1 310 C	1 026 CB	486	390	571	561	453
	Ven	All	3 438 I	3 450 I	2 798 I	2 571 I	3 344 I	864	921	1 688	1 674	1 985
		C	488 CB	727 CB	338 C	395 C	435 C	373	416	2 347	1 856	2 079
		NC	2 950 CB	2 723 CB	2 461 CB	2 177 C	2 910 C	1 103	1 361	1 625	1 645	1 971
	Ply	All	4 045 I	2 524 I	962 I	591 I	510 I	517	610	584	616	674
		C	1 640 CB	508 CB	222 CB	200 CB	146 CB	475	475	485	461	621
		NC	2 405 CB	2 015 CB	741 CB	392 CB	364 C	551	657	621	745	698
Guatemala	Logs	All	377 I	719 I	93 CB	225 I	35 I	83	342	389	290	328
		C	363 CB	438 CB	40 CB	103 CB	34 CB	80	296	434	260	329
		NC	14 C	281 CB	52 CB	122 CB	1 CB	476	451	361	321	280
	Sawn	All	18 675 I	21 909 I	24 546 I	25 051 I	23 263 I	331	280	256	249	264
		C	15 766 C	18 305 CB	21 049 CB	22 502 CB	20 508 CB	298	248	231	232	247
		NC	2 909 C	3 604 C	3 497 C	2 549 CB	2 756 CB	823	861	720	725	569
	Ven	All	383 I	970 I	1 073 I	415 I	337 I	864	890	774	1 287	689
		C	252 C	708 C	727 C	106 CB	187 CB	683	713	605	477	421
		NC	131 C	262 CB	347 CB	308 CB	150 CB	1 750	2 728	1 864	3 101	3 395
	Ply	All	8 655 I	12 235 I	12 762 I	9 061 I	12 610 I	701	668	608	409	554
		C	1 797 C	3 149 C	2 473 C	822 CB	1 366 CB	559	524	480	355	505
		NC	6 858 C	9 086 C	10 289 C	8 238 CB	11 244 CB	751	738	650	415	561
Guyana	Logs	All	18 I	47 I	33 CB	590 I	4 I	123	259	336	214	135
		C	10 CB	10 CB	26 CB	538 CI	0 I	80	442	337	212	--
		NC	8 CI	37 CB	7 CB	52 CB	4 CB	388	233	331	235	135
	Sawn	All	893 I	866 CB	413 I	218 I	123 I	252	349	215	323	340
		C	857 CB	851 CB	381 C	203 CB	53 CB	250	349	203	311	258
		NC	36 C	14 CB	32 CB	15 C	70 CB	336	317	656	670	448
	Ven	All	66 I	19 I	164 I	53 I	25 I	1 866	274	336	383	2 855
		C	21 C	10 C	39 C	26 C	0 I	1 151	233	524	753	--
		NC	45 CB	9 C	125 C	27 C	25 CB	2 647	341	301	262	2 855
	Ply	All	488 I	467 I	410 I	1 275 I	1 378 I	546	459	363	320	529
		C	176 CB	186 CB	231 CB	846 CB	500 CB	392	326	285	296	461
		NC	311 CB	281 CB	180 CB	429 CB	878 CB	702	628	556	379	577
Honduras	Logs	All	95 I	45 I	60 I	361 I	40 I	105	699	986	359	184
		C	72 CB	0 C	0	258 C	0 I	80	97	--	346	--
		NC	24	44 CB	60 CB	102 CB	40 CB	1 366	750	986	394	184
	Sawn	All	4 702 I	5 179 I	5 929 I	5 669 I	19 462	367	352	353	488	1 288
		C	2 223 CB	2 851 CB	2 543 C	3 390 C	18 225	247	260	257	477	2 016
		NC	2 479	2 328	3 385	2 280	1 237	653	618	489	506	204
	Ven	All	3 401 I	2 150 I	2 484 I	5 089 I	6 726 I	5 750	5 278	5 049	4 045	9 584
		C	69	1	31	60 CB	32 CB	3 175	13 117	6 001	921	921
		NC	3 332 CB	2 149 CB	2 453 CB	5 030 CB	6 695 CB	5 848	5 275	5 039	4 215	10 029
	Ply	All	7 176 I	7 414 I	4 482 I	5 157 I	4 708 I	777	615	500	494	622
		C	4 227	3 872	748 C	401 CB	469 CB	967	797	480	434	542
		NC	2 949 CB	3 542 CB	3 734 CB	4 756 CB	4 240 CB	607	492	504	500	632
Mexico	Logs	All	3 911 I	5 276 I	1 305 I	2 699 I	2 903 I	171	281	241	353	551
		C	2 538 CI	4 175 C	888 C	2 166 C	2 349 C	200	296	203	318	1 026
		NC	1 373 CB	1 102 CB	417 CB	533 CB	554 CB	135	235	395	649	186
	Sawn	All	448 754 I	483 875 I	502 343 I	563 767 I	587 574 I	316	274	258	282	307
		C	284 638 CB	321 318 CB	348 699 CB	407 813 F	431 620 CI	251	234	223	257	288
		NC	164 116 CB	162 558 CB	153 644 CB	155 954 CB	155 954 X	570	412	396	376	376
	Ven	All	68 084 I	79 051 I	70 632 I	66 809 I	72 332 I	1 689	1 362	1 363	1 299	1 929
		C	16 036 CB	20 099 CB	13 990 CB	11 999 CB	9 027 CB	861	679	583	490	721
		NC	52 048 C	58 952 C	56 642 C	54 809 C	63 305 C	2 400	2 073	2 033	2 035	2 536
	Ply	All	313 634 I	323 408 I	304 162 I	302 861 I	363 221 I	654	551	550	540	552
		C	163 583 C	181 449 C	150 763 C	160 085 C	206 805 C	559	477	455	455	475
		NC	150 051 C	141 959 C	153 399 C	142 776 C	156 417 C	802	690	690	681	704
Panama	Logs	All	178 I	1 230 I	175 CB	272 I	98 I	115	307	248	486	160
		C	18	1 203 CB	150 CB	219	0	501	304	235	472	--
		NC	160 CB	27 CB	24 CB	53 CB	98 CB	106	617	375	552	160
	Sawn	All	8 645 I	9 884 I	11 739 I	11 936 I	3 645 I	355	309	327	388	263
		C	5 623 CB	8 495 CB	9 549 CB	10 388	3 114 CB	272	293	284	360	243
		NC	3 021 CB	1 390 CB	2 190 CB	1 547 CB	530 CB	826	461	962	805	515
	Ven	All	87 I	1 573 I	318 I	201 I	106 I	4 319	3 850	3 134	2 773	4 409
		C	2 CB	1 CB	15 CB	2 CB	15 CB	7 296	2 739	3 092	9 476	12 152
		NC	85 CB	1 572 CB	303 CB	199 CB	92 CB	4 269	3 850	3 136	2 755	4 001
	Ply	All	23 319 I	31 523 I	24 998 I	33 849 I	36 448 I	635	638	513	383	474
		C	7 511 CB	11 640 C	11 855	12 130	12 130 X	483	524	525	509	509
		NC	15 808 CB	19 883 CB	13 143 CB	21 719 CB	24 317 CB	746	732	502	336	458

Exports Value (1000$)					Exports Unit Value ($/m³)							
2014	2015	2016	2017	2018	2014	2015	2016	2017	2018	Species	Product	Country
73 309 I	71 817 CB	58 214 CB	79 640 I	66 421 I	384	383	347	432	401	All	Logs	Costa Rica
2 628 CB	3 041 CB	3 449 CB	8 449 CB	11 554 CB	102	103	91	299	207	C		
70 681 CB	68 775 CB	54 765 CB	71 191 CBI	54 867 I	428	435	422	456	499	NC		
4 680 I	3 366 I	2 164 I	1 469 I	2 543 I	453	692	519	755	807	All	Sawn	
2 534 CB	587 CB	31 CB	14 CB	14 X	338	302	344	277	277	C		
2 146 CB	2 779 CB	2 133 CB	1 455 CB	2 529 CB	761	952	523	768	815	NC		
72 I	357 I	16 I	17 I	0 I	7 072	1 492	3 054	2 179	2 350	All	Ven	
0	313 CB	0	0	0	--	1 339	--	--	--	C		
72 CB	44 C	16 CB	17 CB	0 CB	7 072	7 636	3 054	2 179	2 350	NC		
1 I	99 I	211 I	70 I	44 I	576	868	732	570	671	All	Ply	
0	29 C	1 CB	6 CB	2 CB	--	476	417	484	9 284	C		
1 CB	70 CB	211 CB	65 CB	42 CB	576	1 305	733	580	648	NC		
75 663 I	68 076 I	86 426 CB	75 394 I	87 819 I	372	366	358	342	312	All	Logs	Ecuador
0 C	0 X	31 CB	62 C	91 C	--	--	90	248	186	C		
75 663 CB	68 076 CBI	86 395 CB	75 332 CB	87 728 CB	372	366	358	342	313	NC		
95 946 I	137 216 I	127 266 I	90 268 I	90 227 I	542	722	649	816	820	All	Sawn	
89 CB	73 CB	24 CB	96 CB	54 CBI	158	322	249	121	336	C		
95 857 CB	137 143 CBI	127 242 CB	90 173 CB	90 173 X	543	723	649	821	821	NC		
825 I	826 I	494 I	373 I	3 899 I	2 933	3 406	4 398	1 955	2 468	All	Ven	
0 C	0 CB	45 CB	0 CB	0 C	2 632	2 180	11 921	5 067	--	C		
825 CB	826 CB	449 CB	373 CB	3 899 CB	2 933	3 407	4 137	1 954	2 468	NC		
32 872 I	36 808 I	44 643 I	17 427 I	49 381 I	702	550	539	494	635	All	Ply	
565 CB	522 CB	498 CB	62 CB	0 C	738	769	608	200	2 652	C		
32 307 CB	36 286 CB	44 145 CB	17 365 C	49 381 C	701	547	538	497	635	NC		
6 200 CB	8 924 I	6 218 I	9 013 I	8 305 I	301	286	344	394	307	All	Logs	Guatemala
283 CB	759 CB	25 C	1 981 CB	2 836 CB	100	103	73	298	192	C		
5 917 CB	8 165 CB	6 194 CB	7 031 CB	5 469 CB	333	342	349	433	444	NC		
19 069 I	18 668 I	15 204 I	13 791 I	10 187 I	442	426	430	445	373	All	Sawn	
7 558 C	7 901 C	4 954 C	6 299 CB	4 188 CB	250	247	207	309	191	C		
11 512 CB	10 767 CB	10 251 CB	7 493 CB	5 999 CB	898	904	892	705	1 122	NC		
101 I	23 I	305 I	23 I	36 I	2 243	2 821	2 191	1 266	1 715	All	Ven	
4 C	0 C	0 C	1 CB	0 C	1 496	--	--	3 118	--	C		
96 CB	23 CB	305 CB	22 CB	36 CB	2 293	2 821	2 191	1 238	1 715	NC		
13 473 I	18 612 I	23 512 I	11 626 I	18 578 I	907	1 565	1 317	745	809	All	Ply	
2 CB	5 CB	53 CB	323 CB	252 CB	500	514	456	461	830	C		
13 471 CB	18 607 CB	23 458 CB	11 303 CB	18 326 CB	907	1 566	1 323	758	808	NC		
45 755 CB	64 373 I	36 566 CB	40 414 I	39 200 I	251	284	314	222	265	All	Logs	Guyana
871 CB	1 325 CB	218 CB	130 C	0 C	100	98	115	353	--	C		
44 884 CB	63 048 CBI	36 348 CB	40 284 CB	39 200 CB	259	296	317	222	265	NC		
20 413 I	18 176 I	18 919 I	16 538 I	20 939 I	889	947	891	934	971	All	Sawn	
69 CB	162 CB	82 CB	40 CB	39 CB	303	350	339	250	327	C		
20 344	18 013	18 837	16 498	20 900	895	962	897	940	974	NC		
199 I	243 I	33 I	3 I	12 I	910	746	852	8 934	1 679	All	Ven	
0	12 C	10 C	0 C	0 X	--	382	352	--	--	C		
199 CB	231 CB	22 CB	3 CB	12 CB	910	784	2 350	8 934	1 679	NC		
3 472 I	2 381 I	903 I	1 361 I	1 222 I	510	390	647	631	476	All	Ply	
856 CB	780 CB	161 CB	157 CB	122 CB	559	524	481	456	332	C		
2 615	1 601 CB	742 CB	1 204 CB	1 100	496	347	700	664	500	NC		
4 459 CB	573 I	677 I	4 166 I	2 501 I	208	217	341	461	453	All	Logs	Honduras
676 CB	294 CB	62 CB	1 240 CB	100 CB	100	152	73	411	247	C		
3 783 CB	279 CB	615 CB	2 926 CB	2 400 CB	258	400	543	485	470	NC		
22 105 I	23 482 I	32 075 I	30 086 I	29 857 I	300	244	216	172	171	All	Sawn	
16 476 C	21 851	30 507 C	29 512 CI	29 512 X	250	231	207	169	169	C		
5 629 I	1 631 CB	1 568 CB	574 CB	345 CB	739	1 001	1 126	1 555	1 264	NC		
244 I	20 I	78 I	1 835 I	1 024 I	2 412	5 348	2 371	2 359	2 528	All	Ven	
0	0	7 C	0	0	--	--	2 730	--	--	C		
244 CI	20 CBI	72 CB	1 835 CB	1 024 CB	2 412	5 348	2 342	2 359	2 528	NC		
6 071 I	6 121 I	5 941 I	4 613 I	4 374 I	444	477	474	462	529	All	Ply	
2 764 CB	2 150 CB	2 116 CB	1 725 CB	1 341 CB	544	494	463	460	532	C		
3 307 C	3 972 C	3 824 C	2 888 C	3 033 CB	385	468	480	464	528	NC		
33 764 CB	16 857 I	9 777 I	9 506 I	18 269 I	300	344	388	366	457	All	Logs	Mexico
477 CB	256 CB	10 CI	160 CB	199 CB	608	226	1 291	283	203	C		
33 287 CB	16 601 CB	9 767 CB	9 346 C	18 069 CB	297	347	388	368	463	NC		
7 932 I	7 457 I	7 853 I	9 440 I	3 879 I	534	306	195	202	529	All	Sawn	
1 855 CB	3 174 CB	3 721 CB	4 486 I	480 CB	298	425	643	801	320	C		
6 077 CB	4 283 CBI	4 133 CBI	4 954 C	3 399 C	705	253	120	120	583	NC		
2 129 I	2 249 I	1 859 I	2 308 I	1 830 I	1 990	2 524	2 862	3 403	3 263	All	Ven	
21 C	20 CB	68 C	2 C	7 C	1 841	438	871	922	921	C		
2 108 C	2 229 C	1 790 C	2 305 C	1 823 C	1 991	2 635	3 136	3 413	3 297	NC		
11 307 I	4 327 I	3 807 I	4 940 I	8 035 I	662	465	442	449	717	All	Ply	
3 665 C	2 448 C	2 185 C	2 751 C	3 060 C	475	376	343	343	909	C		
7 642 CB	1 879 C	1 623 C	2 190 C	4 975 C	817	672	724	735	635	NC		
28 173 I	52 454 I	47 409 I	71 406 I	74 656 I	273	361	344	524	484	All	Logs	Panama
10	20	10	14	0	270	187	196	198	--	C		
28 164 C	52 434 CB	47 399 CB	71 392 CB	74 656 CB	273	361	344	525	484	NC		
20 275 CB	3 360 I	2 490 I	1 243 I	1 189 I	698	546	622	814	1 095	All	Sawn	
300 CB	1 029 CB	53	5	1	298	322	240	281	133	C		
19 976 CB	2 331 CB	2 437 CB	1 238 CB	1 188 CB	712	788	644	819	1 098	NC		
173 I	0 I	0	33 I	0	1 383	5 230	--	1 220	--	All	Ven	
19 CB	0	0	0	0	6 151	--	--	--	--	C		
154	0 CB	0	33	0	1 263	5 230	--	1 220	--	NC		
157 I	46 I	469 I	122 I	199 I	786	797	580	1 165	736	All	Ply	
16 CB	4 C	48 C	0	0	554	492	365	--	--	C		
141 CB	42 C	421 C	122 CB	199 CB	826	845	622	1 165	736	NC		

Table 1-2-c. Trade of All Timber by ITTO Producers - Value (1000 $ and $/m³)

Country	Product	Species	Imports Value (1000$) 2014	2015	2016	2017	2018	Imports Unit Value ($/m³) 2014	2015	2016	2017	2018
Peru	Logs	All	103 [I]	685 [I]	156 [I]	4 795 [I]	8 728 [I]	137	336	546	202	328
		C	91 [CB]	654 [CB]	156 [CB]	4 737 [CB]	8 041 [CB]	130	361	546	200	319
		NC	12 [CBI]	31 [C]	0 [C]	58	687 [C]	243	134	--	5 029	489
	Sawn	All	32 651 [I]	28 979 [I]	26 137 [I]	29 760 [I]	32 459 [I]	290	270	283	280	269
		C	31 196 [CB]	28 548 [CB]	24 634 [CB]	25 571 [CB]	27 013 [CB]	281	268	272	255	239
		NC	1 455 [CBI]	431 [CBI]	1 503	4 189	5 446	927	513	905	678	678
	Ven	All	1 771 [I]	2 203 [I]	3 248 [I]	4 408 [I]	4 479 [I]	2 483	2 041	1 932	1 600	1 406
		C	678 [C]	811 [C]	1 139 [C]	2 627	3 415	2 339	2 141	1 263	1 329	1 329
		NC	1 092 [CB]	1 392 [CB]	2 109 [CB]	1 781 [CB]	1 063 [C]	2 582	1 988	2 707	2 288	1 727
	Ply	All	22 909 [I]	24 587 [I]	19 784 [I]	47 511 [I]	57 856 [I]	563	383	431	413	449
		C	9 680 [CB]	12 890 [C]	8 598	32 280	41 965	437	302	456	443	443
		NC	13 229 [C]	11 696 [CI]	11 186 [CB]	15 230 [CB]	15 891 [CB]	714	542	414	361	466
Suriname	Logs	All	260 [CB]	61 [I]	14 [I]	2 [I]	0	81	360	976	190	--
		C	257 [CB]	0	0	0	0	80	--	--	--	--
		NC	3 [CB]	61 [CBI]	14 [CB]	2 [C]	0	3 462	360	976	190	--
	Sawn	All	40 [I]	14 [I]	21 [I]	251 [I]	0	432	405	545	138	--
		C	17 [CB]	0	4 [CB]	249 [CB]	0	249	--	212	137	--
		NC	22 [C]	14 [CB]	17 [C]	2 [C]	0	978	405	895	686	--
	Ven	All	8 [I]	7 [I]	12 [I]	12 [I]	4 [I]	624	2 609	2 647	483	2 855
		C	6 [CI]	0	0	0	0	579	--	--	--	--
		NC	2 [C]	7 [CB]	12 [CB]	12 [CB]	4 [CB]	770	2 609	2 647	483	2 855
	Ply	All	1 483 [I]	2 089 [I]	803 [I]	1 983 [I]	2 142 [I]	448	620	355	344	401
		C	354 [C]	297 [CB]	254 [C]	452 [C]	200	559	516	480	457	400
		NC	1 129	1 792 [CB]	548	1 531 [CB]	1 942 [CB]	421	642	317	321	401
Trinidad and Tobago	Logs	All	854 [C]	1 589 [C]	1 247 [CB]	35 [I]	42 [I]	113	110	204	576	233
		C	687 [C]	1 445 [C]	1 123 [CB]	0 [C]	28 [CB]	100	103	196	--	357
		NC	166 [C]	144 [C]	123 [CB]	35 [CB]	14 [CB]	245	286	324	576	138
	Sawn	All	30 560 [I]	25 506 [I]	15 401 [I]	3 114 [I]	4 623 [I]	306	332	281	269	290
		C	29 398 [C]	24 483 [C]	14 758 [CB]	2 398 [CB]	4 259 [CB]	298	323	280	235	279
		NC	1 162 [C]	1 023 [C]	643 [CBI]	716 [CBI]	365 [CB]	886	1 004	295	530	552
	Ven	All	372 [I]	315 [I]	28 [I]	100 [I]	54 [I]	991	748	3 352	2 855	2 855
		C	92 [C]	34 [C]	0 [CB]	0 [CB]	0 [I]	785	1 224	--	--	--
		NC	281 [C]	281 [C]	28 [CB]	100 [CB]	54 [CB]	1 084	714	3 352	2 855	2 855
	Ply	All	12 928 [I]	14 109 [I]	7 982 [I]	8 632 [I]	6 561 [I]	385	337	305	324	442
		C	9 788 [CB]	11 077 [CBI]	5 324 [CB]	6 422 [CB]	4 443 [CB]	351	306	273	300	426
		NC	3 140 [CB]	3 031 [CB]	2 658 [CB]	2 210 [CB]	2 118 [CB]	552	532	400	423	482
Venezuela	Logs	All	506 [I]	3 [I]	0 [CB]	131 [CB]	14 [I]	80	87	--	465	234
		C	506 [CB]	3 [CB]	0 [CB]	0 [CB]	0 [CB]	80	87	--	--	--
		NC	0 [CBI]	0 [CBI]	0 [CB]	131 [CB]	14 [CB]	99	111	--	465	234
	Sawn	All	726 [CB]	282 [I]	135 [I]	269 [I]	378 [I]	470	605	300	367	11 861
		C	216 [CB]	92 [CBI]	90 [CB]	79 [CB]	8 [CB]	252	383	249	391	2 016
		NC	510 [CB]	190 [CB]	45 [CB]	190 [CB]	370 [CB]	739	839	516	358	13 265
	Ven	All	4 533 [I]	3 151 [I]	1 532 [I]	176 [I]	1 625 [I]	2 793	2 723	2 377	2 396	16 955
		C	154 [CB]	29 [CB]	5 [CB]	0 [CB]	0 [CB]	1 067	1 000	2 776	--	--
		NC	4 379 [CB]	3 123 [CB]	1 527 [CB]	176 [CB]	1 625 [CB]	2 961	2 766	2 376	2 396	16 955
	Ply	All	17 213 [I]	7 733 [I]	1 424 [I]	1 064 [I]	317 [I]	662	622	445	409	616
		C	2 213 [CB]	600 [CB]	378 [CB]	551 [CB]	113 [CB]	518	366	323	365	481
		NC	15 000 [CB]	7 134 [CB]	1 046 [CB]	514 [CB]	204 [CB]	690	661	515	469	730
Producers Total	**Logs**	**All**	**2 689 894**	**2 133 730**	**1 925 471**	**1 893 176**	**1 797 430**	**273**	**254**	**203**	**202**	**199**
		C	**282 031**	**189 360**	**208 442**	**201 555**	**220 626**	**108**	**96**	**105**	**119**	**105**
		NC	**2 407 863**	**1 944 370**	**1 717 028**	**1 691 622**	**1 576 804**	**333**	**302**	**229**	**220**	**227**
	Sawn	**All**	**2 875 723**	**2 771 551**	**2 462 770**	**2 589 748**	**2 833 016**	**412**	**392**	**312**	**331**	**355**
		C	**975 633**	**935 752**	**985 822**	**993 780**	**1 218 127**	**265**	**247**	**228**	**245**	**276**
		NC	**1 900 090**	**1 835 798**	**1 476 949**	**1 595 968**	**1 614 890**	**576**	**561**	**412**	**424**	**454**
	Ven	**All**	**440 207**	**531 779**	**600 698**	**657 825**	**643 271**	**839**	**762**	**763**	**781**	**850**
		C	**102 049**	**106 553**	**151 185**	**153 343**	**155 335**	**635**	**595**	**700**	**601**	**797**
		NC	**338 158**	**425 226**	**449 513**	**504 482**	**487 935**	**929**	**820**	**787**	**860**	**868**
	Ply	**All**	**1 450 674**	**1 469 340**	**1 488 599**	**1 656 086**	**1 956 222**	**577**	**544**	**480**	**433**	**506**
		C	**401 810**	**426 023**	**373 726**	**395 990**	**530 765**	**478**	**435**	**397**	**398**	**486**
		NC	**1 048 864**	**1 043 316**	**1 114 874**	**1 260 096**	**1 425 457**	**626**	**605**	**517**	**445**	**513**
	Total	**All**	**7 456 498**	**6 906 400**	**6 477 539**	**6 796 836**	**7 229 940**	**--**	**--**	**--**	**--**	**--**
		C	**1 761 523**	**1 657 688**	**1 719 174**	**1 744 667**	**2 124 853**	**--**	**--**	**--**	**--**	**--**
		NC	**5 694 975**	**5 248 711**	**4 758 364**	**5 052 168**	**5 105 087**	**--**	**--**	**--**	**--**	**--**
ITTO Total	**Logs**	**All**	**21 496 384**	**15 495 565**	**15 759 540**	**17 164 316**	**18 445 795**	**168**	**129**	**124**	**134**	**135**
		C	**10 261 541**	**7 456 396**	**8 329 851**	**9 144 370**	**9 950 506**	**124**	**94**	**99**	**109**	**109**
		NC	**11 234 840**	**8 039 169**	**7 429 689**	**8 019 947**	**8 495 288**	**246**	**196**	**174**	**184**	**187**
	Sawn	**All**	**32 342 941**	**29 697 964**	**31 654 128**	**34 617 439**	**37 046 206**	**323**	**279**	**266**	**275**	**289**
		C	**21 857 378**	**19 815 751**	**21 831 583**	**23 850 892**	**26 210 764**	**270**	**227**	**223**	**230**	**247**
		NC	**10 485 562**	**9 882 212**	**9 822 543**	**10 766 549**	**10 835 443**	**541**	**516**	**471**	**483**	**489**
	Ven	**All**	**2 975 434**	**2 575 119**	**2 805 278**	**2 949 983**	**3 109 135**	**821**	**681**	**711**	**751**	**810**
		C	**521 162**	**504 207**	**580 443**	**619 336**	**696 784**	**600**	**576**	**593**	**558**	**644**
		NC	**2 454 272**	**2 070 913**	**2 224 835**	**2 330 646**	**2 412 352**	**891**	**712**	**750**	**826**	**875**
	Ply	**All**	**12 237 904**	**11 156 823**	**11 077 983**	**11 363 415**	**12 921 303**	**654**	**561**	**523**	**505**	**568**
		C	**2 466 199**	**2 415 154**	**2 392 231**	**2 688 707**	**3 473 955**	**494**	**445**	**403**	**408**	**513**
		NC	**9 771 704**	**8 741 669**	**8 685 752**	**8 674 707**	**9 447 348**	**712**	**605**	**570**	**546**	**591**
	Total	**All**	**69 052 663**	**58 925 471**	**61 296 930**	**66 095 153**	**71 522 440**	**--**	**--**	**--**	**--**	**--**
		C	**35 106 279**	**30 191 506**	**33 134 108**	**36 303 306**	**40 332 008**	**--**	**--**	**--**	**--**	**--**
		NC	**33 946 378**	**28 733 963**	**28 162 819**	**29 791 850**	**31 190 431**	**--**	**--**	**--**	**--**	**--**
Rest of the World	**Logs**	**All**	**688 476**	**640 927**	**589 001**	**701 312**	**660 381**	**89**	**85**	**84**	**101**	**94**
		C	**365 498**	**336 472**	**282 175**	**321 387**	**336 537**	**74**	**68**	**65**	**74**	**74**
		NC	**322 977**	**304 455**	**306 826**	**379 926**	**323 843**	**115**	**115**	**114**	**148**	**130**
	Sawn	**All**	**7 431 551**	**5 916 753**	**5 099 489**	**5 077 572**	**5 066 226**	**243**	**213**	**201**	**204**	**214**
		C	**5 886 258**	**4 438 679**	**3 793 230**	**3 755 618**	**3 851 067**	**217**	**181**	**170**	**171**	**180**
		NC	**1 545 293**	**1 478 074**	**1 306 259**	**1 321 953**	**1 215 159**	**440**	**448**	**415**	**448**	**509**
	Ven	**All**	**509 822**	**462 104**	**443 486**	**470 272**	**462 147**	**1 161**	**1 043**	**1 207**	**1 152**	**1 328**
		C	**67 376**	**51 147**	**46 393**	**37 935**	**46 204**	**1 017**	**876**	**805**	**767**	**701**
		NC	**442 446**	**410 957**	**397 093**	**432 336**	**415 943**	**1 187**	**1 068**	**1 281**	**1 205**	**1 475**
	Ply	**All**	**3 626 889**	**3 246 443**	**3 031 230**	**2 827 872**	**2 762 541**	**510**	**490**	**456**	**382**	**409**
		C	**1 148 152**	**1 026 843**	**548 435**	**521 164**	**500 616**	**426**	**419**	**387**	**365**	**389**
		NC	**2 478 737**	**2 219 600**	**2 482 795**	**2 306 708**	**2 261 925**	**562**	**531**	**475**	**386**	**414**
	Total	**All**	**12 256 738**	**10 266 227**	**9 163 206**	**9 077 028**	**8 951 295**	**--**	**--**	**--**	**--**	**--**
		C	**7 467 284**	**5 853 141**	**4 670 232**	**4 636 104**	**4 734 424**	**--**	**--**	**--**	**--**	**--**
		NC	**4 789 454**	**4 413 086**	**4 492 973**	**4 440 923**	**4 216 870**	**--**	**--**	**--**	**--**	**--**

Exports Value (1000$)					Exports Unit Value ($/m³)							
2014	2015	2016	2017	2018	2014	2015	2016	2017	2018	Species	Product	Country
3 320 [I]	2 708 [I]	1 463 [I]	3 551 [I]	4 197 [I]	323	408	430	513	372	All	Logs	Peru
137 [C]	0	0	0	0	800	--	--	--	--	C		
3 183 [CB]	2 708 [CB]	1 463 [CB]	3 551 [CB]	4 197 [CB]	315	408	430	513	372	NC		
95 254 [CB]	95 294 [I]	81 916 [I]	77 704 [I]	62 777 [I]	237	701	685	542	598	All	Sawn	
1 546 [CB]	1 375 [CB]	850 [CB]	0 [C]	4 [CB]	439	454	557	380	323	C		
93 708 [CB]	93 919 [CB]	81 066 [CBI]	77 704 [CB]	62 773 [CB]	235	706	687	542	598	NC		
2 592 [I]	2 150 [I]	2 308 [I]	1 424 [I]	1 284 [I]	1 450	1 372	1 560	1 749	1 811	All	Ven	
3 [CB]	73 [C]	0	0	0	2 213	722	--	--	--	C		
2 589	2 077 [C]	2 308 [C]	1 424 [C]	1 284 [C]	1 450	1 416	1 560	1 749	1 811	NC		
14 009 [I]	13 751 [I]	7 838 [I]	7 439 [I]	8 328 [I]	522	608	671	673	798	All	Ply	
38 [CB]	214 [CB]	80 [CB]	74 [CB]	45 [CB]	547	436	455	476	858	C		
13 971 [CB]	13 537 [CBI]	7 758 [CB]	7 365 [CB]	8 282 [C]	522	612	674	675	798	NC		
21 110 [I]	26 182 [I]	32 454	58 330 [I]	58 000	142	126	122	121	121	All	Logs	Suriname
82 [CB]	524 [CB]	0	53 [CB]	0	100	325	--	167	--	C		
21 028	25 658	32 454	58 278	58 000	143	124	122	121	121	NC		
6 802	6 424 [I]	7 959 [I]	4 972 [I]	6 500 [I]	322	323	311	307	325	All	Sawn	
0	23 [CB]	6 [CB]	0 [CB]	0 [I]	--	934	388	239	--	C		
6 802	6 402	7 954	4 972	6 500	322	322	311	307	325	NC		
8 [I]	0	0 [I]	0 [I]	0 [I]	368	--	18 045	9 922	--	All	Ven	
0	0	0	0	0 [I]	--	--	--	--	--	C		
8 [CB]	0	0 [CB]	0 [CB]	0 [I]	368	--	18 045	9 922	--	NC		
14 [I]	31 [I]	0 [I]	14 [I]	0 [I]	136	2 037	519	358	--	All	Ply	
13 [CBI]	0 [CB]	0 [CB]	0 [CB]	0	131	356	487	649	--	C		
1 [CB]	31 [CB]	0 [CB]	14 [C]	0 [X]	827	2 043	649	358	--	NC		
192 [I]	207 [I]	535 [I]	124 [I]	413 [I]	446	653	649	1 159	513	All	Logs	Trinidad and Tobago
0 [C]	0 [C]	0 [X]	0 [X]	0 [X]	--	66	--	--	--	C		
192 [CB]	207 [C]	535 [CB]	124 [CB]	413 [CB]	446	656	649	1 159	513	NC		
558 [CB]	1 206 [CB]	617 [I]	440 [I]	1 022 [I]	227	590	795	1 039	890	All	Sawn	
185 [CB]	152 [CB]	25 [CB]	31 [CB]	13 [CB]	298	276	258	252	1 838	C		
373 [CB]	1 054 [CB]	592 [CB]	409 [CB]	1 009 [CB]	203	705	872	1 359	884	NC		
4 [I]	1 [I]	0 [X]	0 [X]	1 [I]	3 252	2 108	--	--	1 679	All	Ven	
0 [C]	0 [X]	0 [X]	0 [X]	0 [X]	--	--	--	--	--	C		
4 [C]	1 [C]	0 [X]	0 [X]	1 [CB]	3 252	2 108	--	--	1 679	NC		
222 [I]	104 [I]	1 [I]	59 [I]	3 [I]	998	505	182	490	2 709	All	Ply	
203 [CRI]	92 [C]	1 [CB]	53 [CB]	0 [X]	993	479	180	465	--	C		
19 [C]	12 [C]	0 [CB]	6 [CB]	3 [CB]	1 052	901	974	920	2 709	NC		
0 [C]	0 [X]	0 [X]	418 [CB]	2 451 [I]	--	--	--	406	246	All	Logs	Venezuela
0 [C]	0 [X]	0 [X]	15 [CB]	278 [CB]	--	--	--	80	60	C		
0 [C]	0 [X]	0 [X]	403 [CB]	2 173 [CB]	--	--	--	476	406	NC		
2 [I]	8 [I]	857 [CB]	5 289 [I]	7 205 [I]	887	483	320	236	294	All	Sawn	
0 [C]	1 [CBI]	441 [CB]	3 654 [CB]	3 034 [CB]	--	110	217	183	194	C		
2 [CB]	7 [CB]	416 [CB]	1 635 [CB]	4 171 [CB]	887	1 106	649	653	471	NC		
5 [I]	34 [I]	9 [I]	0 [CB]	11 [I]	1 709	3 559	4 683	--	257	All	Ven	
0 [C]	0 [X]	0 [X]	0 [CB]	11 [CB]	--	--	--	--	257	C		
5 [CB]	34 [CB]	9 [CB]	0 [CB]	0 [CB]	1 709	3 559	4 683	--	--	NC		
16 [I]	98 [I]	2 [I]	0 [C]	71 [I]	1 603	338	1 202	--	283	All	Ply	
0 [C]	1 [CB]	1 [CB]	0 [C]	71 [CB]	--	219	631	--	283	C		
16 [CB]	97 [CB]	1 [CB]	0 [C]	0 [C]	1 603	340	1 965	--	--	NC		
5 684 395	**3 499 807**	**3 096 174**	**3 037 857**	**3 223 024**	**370**	**270**	**231**	**249**	**258**	**All**	**Logs**	**Producers Total**
46 765	**20 528**	**12 315**	**23 339**	**20 162**	**172**	**159**	**169**	**200**	**200**	**C**		
5 637 631	**3 479 279**	**3 083 858**	**3 014 518**	**3 202 861**	**373**	**271**	**231**	**249**	**259**	**NC**		
5 042 387	**5 287 949**	**5 081 464**	**5 538 755**	**5 506 458**	**489**	**474**	**407**	**393**	**401**	**All**	**Sawn**	
298 431	**356 529**	**432 827**	**534 274**	**622 643**	**246**	**234**	**209**	**207**	**236**	**C**		
4 743 956	**4 931 420**	**4 648 637**	**5 004 482**	**4 883 816**	**521**	**512**	**446**	**435**	**440**	**NC**		
623 063	**629 948**	**680 916**	**671 014**	**634 148**	**361**	**356**	**397**	**453**	**443**	**All**	**Ven**	
40 767	**45 982**	**52 723**	**50 999**	**53 649**	**797**	**784**	**664**	**546**	**451**	**C**		
582 295	**583 967**	**628 193**	**620 015**	**580 499**	**348**	**342**	**384**	**447**	**443**	**NC**		
4 869 201	**4 420 905**	**4 079 753**	**3 972 475**	**4 308 819**	**577**	**540**	**480**	**458**	**521**	**All**	**Ply**	
977 294	**998 992**	**908 139**	**996 369**	**1 116 911**	**410**	**381**	**305**	**325**	**405**	**C**		
3 891 908	**3 421 913**	**3 171 613**	**2 976 106**	**3 191 909**	**643**	**615**	**574**	**532**	**579**	**NC**		
16 219 046	**13 838 609**	**12 938 307**	**13 220 101**	**13 672 449**	**--**	**--**	**--**	**--**	**--**	**All**	**Total**	
1 363 257	**1 422 030**	**1 406 005**	**1 604 981**	**1 813 366**	**--**	**--**	**--**	**--**	**--**	**C**		
14 855 789	**12 416 579**	**11 532 301**	**11 615 120**	**11 859 084**	**--**	**--**	**--**	**--**	**--**	**NC**		
13 924 616	**10 337 710**	**10 323 362**	**11 691 688**	**12 747 305**	**149**	**121**	**117**	**124**	**127**	**All**	**Logs**	**ITTO Total**
5 996 383	**4 971 152**	**5 328 350**	**6 468 866**	**7 138 214**	**97**	**87**	**89**	**97**	**101**	**C**		
7 928 233	**5 366 559**	**4 995 013**	**5 222 823**	**5 609 090**	**248**	**191**	**176**	**189**	**192**	**NC**		
24 818 799	**22 140 469**	**22 320 675**	**24 652 186**	**25 335 087**	**340**	**307**	**292**	**304**	**318**	**All**	**Sawn**	
14 923 225	**12 555 595**	**12 751 375**	**14 100 988**	**14 759 089**	**276**	**237**	**227**	**239**	**253**	**C**		
9 895 574	**9 584 873**	**9 569 300**	**10 551 198**	**10 575 998**	**526**	**504**	**475**	**481**	**495**	**NC**		
2 439 906	**2 286 738**	**2 382 198**	**2 545 911**	**2 641 701**	**801**	**742**	**786**	**883**	**937**	**All**	**Ven**	
280 033	**261 381**	**282 618**	**259 331**	**270 240**	**703**	**675**	**716**	**634**	**612**	**C**		
2 159 872	**2 025 358**	**2 099 580**	**2 286 580**	**2 371 461**	**815**	**752**	**797**	**925**	**998**	**NC**		
14 246 226	**12 973 117**	**12 883 024**	**12 778 997**	**13 681 273**	**637**	**564**	**544**	**507**	**591**	**All**	**Ply**	
3 330 771	**2 960 321**	**2 668 739**	**2 757 069**	**2 944 026**	**492**	**454**	**384**	**399**	**465**	**C**		
10 915 455	**10 012 795**	**10 214 285**	**10 021 928**	**10 737 248**	**700**	**607**	**610**	**548**	**639**	**NC**		
55 429 547	**47 738 035**	**47 909 259**	**51 668 782**	**54 405 366**	**--**	**--**	**--**	**--**	**--**	**All**	**Total**	
24 530 412	**20 748 449**	**21 031 082**	**23 586 253**	**25 111 570**	**--**	**--**	**--**	**--**	**--**	**C**		
30 899 134	**26 989 584**	**26 878 177**	**28 082 529**	**29 293 797**	**--**	**--**	**--**	**--**	**--**	**NC**		
5 331 892	**4 099 215**	**3 891 994**	**4 366 028**	**4 564 915**	**128**	**109**	**95**	**114**	**113**	**All**	**Logs**	**Rest of the World**
2 379 723	**1 717 146**	**1 876 353**	**1 914 087**	**2 016 552**	**95**	**77**	**75**	**84**	**85**	**C**		
2 952 170	**2 382 069**	**2 015 641**	**2 451 940**	**2 548 362**	**179**	**154**	**128**	**160**	**151**	**NC**		
14 633 350	**12 572 690**	**13 254 790**	**14 774 930**	**15 175 660**	**237**	**195**	**187**	**202**	**212**	**All**	**Sawn**	
12 824 430	**11 024 300**	**11 991 710**	**13 456 290**	**13 768 570**	**222**	**182**	**179**	**194**	**205**	**C**		
1 808 923	**1 548 384**	**1 263 079**	**1 318 642**	**1 407 096**	**445**	**379**	**332**	**332**	**324**	**NC**		
605 409	**596 655**	**645 425**	**728 598**	**867 200**	**764**	**648**	**639**	**662**	**699**	**All**	**Ven**	
277 582	**278 886**	**287 957**	**310 372**	**401 039**	**633**	**573**	**499**	**491**	**523**	**C**		
327 827	**317 770**	**357 467**	**418 226**	**466 161**	**924**	**733**	**828**	**893**	**984**	**NC**		
2 245 026	**2 086 004**	**2 016 100**	**2 155 921**	**2 495 183**	**559**	**460**	**407**	**435**	**495**	**All**	**Ply**	
644 227	**687 944**	**606 798**	**597 250**	**717 406**	**498**	**444**	**382**	**388**	**530**	**C**		
1 600 799	**1 398 059**	**1 409 303**	**1 558 671**	**1 777 777**	**588**	**469**	**418**	**456**	**483**	**NC**		
22 815 677	**19 354 564**	**19 808 309**	**22 025 477**	**23 102 958**	**--**	**--**	**--**	**--**	**--**	**All**	**Total**	
16 125 961	**13 708 276**	**14 762 818**	**16 277 998**	**16 903 567**	**--**	**--**	**--**	**--**	**--**	**C**		
6 689 719	**5 646 282**	**5 045 490**	**5 747 479**	**6 199 396**	**--**	**--**	**--**	**--**	**--**	**NC**		

Table 1-2-c. Trade of All Timber by ITTO Producers - Value (1000 $ and $/m³)

Country	Product	Species	Imports Value (1000$) 2014	2015	2016	2017	2018	Imports Unit Value ($/m³) 2014	2015	2016	2017	2018
World	Logs	All	22 184 860	16 136 492	16 348 541	17 865 629	19 106 175	163	126	122	133	133
		C	10 627 039	7 792 867	8 612 026	9 465 757	10 287 043	121	92	97	107	107
		NC	11 557 817	8 343 624	7 736 515	8 399 873	8 819 132	238	191	171	182	184
	Sawn	All	39 774 492	35 614 717	36 753 617	39 695 011	42 112 432	304	266	255	263	277
		C	27 743 636	24 254 430	25 624 813	27 606 510	30 061 831	257	217	213	220	236
		NC	12 030 855	11 360 286	11 128 802	12 088 502	12 050 602	525	506	464	479	491
	Ven	All	3 485 256	3 037 223	3 248 765	3 420 254	3 571 282	858	719	753	788	853
		C	588 537	555 354	626 836	657 272	742 988	629	595	605	567	647
		NC	2 896 718	2 481 870	2 621 928	2 762 983	2 828 295	926	754	800	869	930
	Ply	All	15 864 793	14 403 266	14 109 213	14 191 287	15 683 844	614	543	507	475	531
		C	3 614 351	3 441 997	2 940 665	3 209 871	3 974 571	470	437	400	400	493
		NC	12 250 441	10 961 269	11 168 547	10 981 415	11 709 273	675	588	546	502	546
	Total	All	81 309 400	69 191 698	70 460 136	75 172 181	80 473 734	--	--	--	--	--
		C	42 573 563	36 044 647	37 804 341	40 939 410	45 066 432	--	--	--	--	--
		NC	38 735 831	33 147 049	32 655 792	34 232 773	35 407 302	--	--	--	--	--

Exports Value (1000$)					Exports Unit Value ($/m³)							
2014	2015	2016	2017	2018	2014	2015	2016	2017	2018	Species	Product	Country
19 256 508	14 436 925	14 215 356	16 057 716	17 312 220	142	117	110	121	123	All	Logs	
8 376 106	6 688 298	7 204 703	8 382 953	9 154 766	97	84	85	94	97	C		
10 880 403	7 748 628	7 010 654	7 674 763	8 157 452	224	178	159	179	177	NC		
39 452 149	34 713 159	35 575 465	39 427 116	40 510 747	293	254	242	256	268	All	Sawn	
27 747 655	23 579 895	24 743 085	27 557 278	28 527 659	248	208	201	215	227	C		
11 704 497	11 133 257	10 832 379	11 869 840	11 983 094	511	481	452	458	466	NC		
3 045 315	2 883 394	3 027 622	3 274 508	3 508 901	793	721	749	822	864	All	Ven	
557 615	540 266	570 575	569 702	671 279	667	618	587	547	556	C		World
2 487 699	2 343 127	2 457 047	2 704 806	2 837 622	828	749	801	920	995	NC		
16 491 252	15 059 121	14 899 124	14 934 918	16 176 456	625	547	520	495	574	All	Ply	
3 974 998	3 648 266	3 275 536	3 354 319	3 661 432	493	452	384	397	476	C		
12 516 254	11 410 854	11 623 588	11 580 599	12 515 025	683	586	578	533	611	NC		
78 245 224	67 092 599	67 717 568	73 694 259	77 508 324	--	--	--	--	--	All	Total	
40 656 373	34 456 725	35 793 899	39 864 251	42 015 137	--	--	--	--	--	C		
37 588 853	32 635 866	31 923 668	33 830 008	35 493 194	--	--	--	--	--	NC		

Table 1-2-d. Trade of Tropical Timber by ITTO Producers - Value (1000 $ and $/m³)

Country	Product	Imports Value (1000$) 2014	2015	2016	2017	2018	Imports Unit Value ($/m³) 2014	2015	2016	2017	2018
Africa	**Logs**	**2 369**	**256**	**319**	**9 791**	**9 563**	**86**	**86**	**178**	**136**	**134**
	Sawn	**3 260**	**1 880**	**1 437**	**3 707**	**245**	**575**	**429**	**479**	**746**	**1 374**
	Ven	**666**	**1 242**	**746**	**1 685**	**47**	**368**	**160**	**515**	**814**	**2 353**
	Ply	**7 404**	**6 757**	**6 189**	**6 629**	**3 896**	**561**	**581**	**636**	**563**	**491**
Benin	Logs	37 C	1 C	15 C	3 C	3 X	476	513	452	562	562
	Sawn	1 185 C	397 C	224 C	163 C	0 I	966	975	902	886	--
	Ven	34 C	262 C	371 C	381 C	0 I	462	276	360	393	--
	Ply	1 456 C	1 397 C	863 C	1 178 CB	132 CB	697	411	449	870	977
Cameroon	Logs	67 CB	0 CB	76 CB	8 748 CB	8 748 X	565	--	99	124	124
	Sawn	37 C	162 C	84 C	149 C	0 I	959	1 022	413	923	--
	Ven	4 C	6 CB	2 C	2 C	0 I	1 683	1 134	1 092	248	--
	Ply	112 C	18 CB	65 C	5 C	0 I	1 088	937	732	768	--
Central Afr. Rep.	Logs	4 C	0 C	0 X	0 X	0 X	505	--	--	--	--
	Sawn	1 C	0 C	0 X	393 C	0 I	734	--	--	887	--
	Ven	2 CB	1 CB	26 CB	688 C	0 I	1 161	3 724	830	2 535	--
	Ply	30 C	32 C	110 CB	47 CB	0 CB	217	218	803	749	--
Congo, Dem. Rep.	Logs	7 CB	1 CBI	1 CBI	98 CBI	0 I	320	42	147	114	--
	Sawn	220 CB	276 CBI	32 CBI	27 CB	0 CB	532	587	536	88	367
	Ven	7 CB	24 CB	4 CB	3 CB	15 CB	689	499	517	1 193	1 931
	Ply	358 CB	68 CB	123 CB	318 CBI	114 CB	715	482	665	349	947
Congo, Rep.	Logs	0 CB	1 CB	0 CBI	0	0	--	162	190	--	--
	Sawn	77 CB	11 CB	0 CB	68 CB	68 X	1 181	761	358	1 022	1 022
	Ven	212 CB	23 CB	18 CB	8 CB	14 CB	645	6 537	558	2 369	4 055
	Ply	193 CB	37 CB	17 CB	50 CB	14 CB	293	1 142	878	445	1 197
Côte d'Ivoire	Logs	0 C	0 CB	0 B	0 CB	0 CB	1 200	--	--	--	--
	Sawn	158 C	4 C	27 CB	5 C	0 CB	710	916	897	1 046	1 070
	Ven	43 C	37 C	19 CB	80 CB	0 I	341	380	769	729	--
	Ply	240 C	134 C	125 CB	119 CB	44 CB	735	764	595	656	533
Gabon	Logs	0 C	0 C	0 C	0 C	0 I	--	--	--	--	--
	Sawn	2 CB	123 CB	0 CB	1 CB	46 CB	157	8 781	947	479	1 069
	Ven	75 CB	0 CB	140 CB	324 CB	0 I	2 882	--	813	739	--
	Ply	111 CBI	1 CB	16 CB	6 CB	25 CB	111	992	650	273	1 359
Ghana	Logs	25 CB	10 CBI	69 C	26 C	0 I	552	500	463	481	--
	Sawn	24 CB	193 CB	173 C	236 C	0 I	2 361	862	514	515	--
	Ven	52 CB	1 CB	16 C	73 C	5 CB	834	889	214	563	1 697
	Ply	1 188 CB	420 CB	118 CB	178 CB	184 CB	619	281	355	502	728
Liberia	Logs	0 C	0 CB	0 CB	0 CB	0 CB	--	--	--	--	--
	Sawn	83 CI	0 CB	0 CB	0 CB	0 CB	214	--	--	280	--
	Ven	0 CB	0 C	2 CB	0 CB	0 CB	--	--	27 940	--	--
	Ply	2 CB	0 CB	4 CB	333 CB	0 CB	1 010	--	483	461	--
Madagascar	Logs	0 C	0 C	67 CB	0 C	0 C	--	1 170	393	--	--
	Sawn	11 C	48 CB	99 C	33 CB	76 CB	835	186	890	638	4 480
	Ven	23 CB	18 C	123 CB	73 CB	0 I	1 817	566	2 690	2 338	--
	Ply	38 C	33 C	92 CB	98 C	20 CB	799	569	616	679	338
Mali	Logs	51 I	51 I	85 I	771	771	88	88	133	2 595	2 595
	Sawn	641 CB	225 CB	611 C	1 828 C	0	1 206	724	632	817	--
	Ven	99 CB	834 CB	0 CB	12 CB	0	180	127	2 218	245	--
	Ply	3 201 CB	4 470 CB	3 323 C	3 273 C	3 273 X	805	748	579	462	462
Mozambique	Logs	2 105 I	180 CI	5 C	145 CI	41 CB	79	78	182	1 037	353
	Sawn	663 CI	441 CI	184 CI	803 CI	55 CB	257	175	177	758	1 063
	Ven	32 CB	33 C	24 CB	39 C	13 CB	2 886	958	926	1 305	2 230
	Ply	129 CB	69 CB	94 CB	146 CBI	88 CB	658	682	326	348	532
Togo	Logs	73 C	12 C	0 CB	0 CB	0 CBI	373	276	--	--	--
	Sawn	159 C	0 CB	3 CB	0 CB	0 CB	957	--	996	280	--
	Ven	83 C	4 C	1 C	3 C	0 I	137	155	525	119	--
	Ply	347 C	77 C	1 240 CB	877 CB	2 CB	156	992	1 966	2 263	1 359
Asia-Pacific	**Logs**	**2 188 359**	**1 835 624**	**1 513 838**	**1 469 177**	**1 356 650**	**355**	**312**	**235**	**224**	**234**
	Sawn	**1 126 921**	**1 185 134**	**818 475**	**889 645**	**938 872**	**516**	**553**	**393**	**438**	**495**
	Ven	**111 219**	**167 286**	**184 042**	**181 209**	**206 665**	**495**	**505**	**480**	**532**	**564**
	Ply	**235 039**	**244 085**	**235 344**	**294 160**	**332 998**	**472**	**450**	**483**	**477**	**613**
Cambodia	Logs	508 C	253 C	270 C	134 CB	370 CB	245	280	598	75	71
	Sawn	0 C	133 C	662 I	50 CB	296 CB	754	553	163	1 005	1 069
	Ven	0 CB	5 CBI	81 CB	80 CB	2 CB	--	618	320	1 074	1 923
	Ply	979 CB	486 C	1 677 C	2 541 CB	2 304 CB	1 535	530	481	588	510
Fiji	Logs	22 C	417 C	0 C	0 CB	0 I	98	3 476	--	--	--
	Sawn	10 CBI	109 CBI	104 CB	37 C	8 CB	485	336	103	1 222	1 145
	Ven	10 C	1 C	43 C	163 C	0 CB	10 529	23 079	490	749	--
	Ply	242 CB	139 CB	423 CB	357 C	197 CB	275	703	994	751	656
India	Logs	1 681 892 CI	1 304 152 C	997 016 C	910 638 C	824 205 CI	405	361	333	345	345
	Sawn	88 713 CI	167 823 CI	165 923 CI	218 880 CI	235 705 CI	534	643	599	608	799
	Ven	63 315 C	125 920 C	146 283 C	154 218 C	177 422 C	336	413	423	492	539
	Ply	35 570 C	43 890 C	50 191 C	64 829 C	80 375 C	626	676	664	697	824
Indonesia	Logs	11 681 CB	28 052 CB	43 096 CB	49 485 CB	28 982 CBI	68	52	48	43	43
	Sawn	10 780 C	13 055 C	14 285 C	14 381 C	14 381 X	841	929	819	760	760
	Ven	5 185 C	5 886 C	2 820 C	2 422 C	2 422 X	1 612	1 781	1 627	1 529	1 529
	Ply	6 193 C	4 601 C	3 090 C	3 717 C	378 CB	674	582	655	602	694
Malaysia	Logs	15 179 C	4 014 C	1 500 C	3 756 C	1 017 C	357	191	194	624	561
	Sawn	60 853 C	37 823 C	31 797 C	38 097 C	46 898 C	722	467	527	485	782
	Ven	8 159 C	12 418 C	9 154 C	6 326 C	6 714 C	2 183	2 312	2 145	1 919	1 944
	Ply	80 709 C	89 311 C	86 957 C	109 597 C	149 435 CI	339	306	403	403	605
Myanmar	Logs	3 C	61 C	0 CBI	2 C	96 CB	989	501	322	14 025	353
	Sawn	335 CB	49 CB	0 CBI	11 CB	0 I	919	862	903	331	--
	Ven	108 CB	1 959 C	231 C	13 C	111 CB	904	2 487	552	180	580
	Ply	5 563 CB	8 337 CB	7 769 CB	823 CB	1 665 CB	808	874	684	674	871

Exports Value (1000$) 2014	2015	2016	2017	2018	Exports Unit Value ($/m³) 2014	2015	2016	2017	2018	Product	Country
1 679 391	**1 415 101**	**1 287 966**	**1 328 433**	**1 338 210**	**401**	**338**	**279**	**293**	**313**	**Logs**	**Africa**
1 246 878	**1 253 587**	**1 164 624**	**1 144 535**	**1 265 329**	**705**	**725**	**615**	**618**	**571**	**Sawn**	
232 403	**226 773**	**272 050**	**289 883**	**267 137**	**989**	**883**	**886**	**903**	**914**	**Ven**	
84 022	**69 401**	**56 140**	**60 730**	**59 456**	**619**	**598**	**662**	**649**	**662**	**Ply**	
166 734 CBI	72 563 CB	43 160 CB	23 019 CB	30 620 CB	471	330	323	567	505	Logs	Benin
40 016 CB	26 354 CBI	14 043 CB	18 790 CB	17 243 CB	710	727	650	704	483	Sawn	
13 CB	0 I	30 CB	0 I	0 X	416	--	167	--	--	Ven	
9 CB	0 CB	19 CB	34 CB	0 CB	731	505	372	682	--	Ply	
307 943 CBI	384 768 CBI	331 058 CBI	323 304 CBI	367 770 I	293	334	238	228	299	Logs	Cameroon
448 863 CB	477 062 CBI	482 202 CBI	432 820 I	483 000 CBI	762	730	602	670	690	Sawn	
31 670 C	34 460 CB	37 480 CB	41 930 CB	34 523 CB	1 264	1 238	1 132	988	1 197	Ven	
6 257 CB	3 681 CB	2 123 CB	2 939 CB	1 587 CB	666	544	448	502	781	Ply	
44 800 I	49 546 I	65 580 CB	74 784 CBI	104 082 CBI	393	450	282	228	249	Logs	Central Afr. Rep.
15 978 I	16 513 CB	18 483 CB	10 626 CB	7 630 CB	588	949	859	703	629	Sawn	
130 CB	324 CB	101 CB	6 CB	242 CB	7 719	2 120	1 371	1 241	1 396	Ven	
0 C	3 CB	0 CB	13 CB	0 CB	--	764	--	339	--	Ply	
93 810 CBI	67 879 CBI	45 279 CBI	42 709 CB	30 632 CB	590	373	387	668	435	Logs	Congo, Dem. Rep.
42 173 CBI	40 577 CBI	36 751 CBI	21 406 CB	20 403 CB	690	703	715	758	756	Sawn	
2 597 CB	2 654 CB	2 879 CB	4 571 CB	2 607 CB	1 303	954	996	932	826	Ven	
32 CB	151 CB	7 CB	5 CB	0 C	1 485	630	2 220	678	--	Ply	
297 432 CBI	268 235 CBI	229 258 CB	311 221 CB	264 025 I	408	418	293	331	295	Logs	Congo, Rep.
108 450 CBI	126 157 CBI	125 290 CB	117 150 CB	110 074 I	761	762	691	680	663	Sawn	
14 230 CB	12 253 CB	14 001 CB	14 617 CB	6 590 CB	1 117	1 035	1 076	1 006	1 115	Ven	
403 CB	33 CB	13 CB	94 CB	128 CB	825	616	661	933	799	Ply	
104 059 CB	59 041 CBI	34 116 CB	10 519 CB	10 519 X	290	391	368	381	381	Logs	Côte d'Ivoire
130 764 CBI	102 165 CB	78 914 I	71 098 I	68 333 X	641	735	583	567	567	Sawn	
48 485 C	45 450 C	74 500 I	85 292 I	85 292 X	768	559	717	887	887	Ven	
19 541 C	17 000 C	13 071 CBI	20 508 C	20 508 X	796	806	623	655	655	Ply	
6 449 CBI	12 421 CBI	5 058 CB	15 168 CB	13 951 CB	352	334	266	540	542	Logs	Gabon
300 567 CBI	365 964 CBI	319 392 CBI	387 299 CBI	456 870 CBI	664	696	644	584	485	Sawn	
115 127 CB	96 800 CB	111 988 CB	119 576 CB	119 576 X	1 104	850	849	841	841	Ven	
39 370 CB	30 200 CB	34 307 CB	27 653 CB	27 653 X	866	799	832	850	850	Ply	
221 662 CBI	123 453 CBI	186 120 CBI	163 682 CBI	173 876 CBI	497	319	282	367	360	Logs	Ghana
73 936 CBI	71 445 CBI	64 069 CBI	56 232 CBI	64 124 CBI	735	798	625	639	656	Sawn	
19 577	34 530 CB	30 602 CB	23 226 CB	17 606 CB	729	1 848	1 596	1 485	1 612	Ven	
18 157	18 112	6 213	9 375	9 375	327	367	376	397	397	Ply	
36 946 CB	45 205 CBI	33 746 CB	36 139 CB	50 157 CB	279	319	319	266	249	Logs	Liberia
1 374 CB	447 CB	349 CB	522 CB	533 CB	680	674	694	514	306	Sawn	
0 C	40 CB	0 X	0 X	0 X	--	614	--	--	--	Ven	
0 C	0 X	0 X	0 X	0 X	--	--	--	--	--	Ply	
11 908 CB	99 CB	0 C	40 C	592 CB	3 533	168	319	206	267	Logs	Madagascar
2 501 CBI	1 220 CBI	791 CBI	796 CBI	579 CBI	410	819	676	442	223	Sawn	
144 CB	78 CBI	314 CB	573 CB	573 X	3 413	1 947	140	116	116	Ven	
0 C	2 C	12 C	0 I	0 X	433	769	2 620	--	--	Ply	
1 814 CB	5 428 CB	4 739 CB	31 582 CB	37 028 CB	245	705	289	745	410	Logs	Mali
305 CBI	0 CB	0 X	1 659 CB	1 659 X	2 031	1 224	1 224	822	822	Sawn	
246 I	0	0	0	0	610	--	--	--	--	Ven	
15 I	14 CB	175 I	1 C	0	355	591	351	534	--	Ply	
335 544 I	289 373 CB	291 768 CB	278 850 CBI	245 758 I	476	279	289	275	326	Logs	Mozambique
79 929 CB	24 705 CB	24 188 CB	26 093 CB	34 745 CB	649	592	293	324	319	Sawn	
154 CB	159 CB	155 CB	85 CB	119 CB	486	546	510	618	1 210	Ven	
0 C	2 CB	11 CB	0 CB	98 CB	--	865	271	1 299	1 463	Ply	
50 290 CBI	37 089 CBI	18 084 CB	17 415 CB	9 199 CB	470	317	365	376	509	Logs	Togo
2 024 CB	978 CB	153 CB	44 CB	136 CB	741	747	817	836	578	Sawn	
31 CB	24 CB	0 CB	6 C	6 X	473	384	797	1 698	1 698	Ven	
238 CB	202 CB	188 CB	106 CB	106 X	740	306	296	610	610	Ply	
3 628 503	**1 708 467**	**1 465 724**	**1 279 544**	**1 416 078**	**368**	**227**	**193**	**210**	**220**	**Logs**	**Asia-Pacific**
3 034 160	**3 228 472**	**3 046 959**	**3 451 083**	**3 246 953**	**484**	**452**	**391**	**385**	**395**	**Sawn**	
319 705	**329 937**	**336 955**	**305 816**	**293 107**	**226**	**230**	**256**	**292**	**292**	**Ven**	
3 715 683	**3 251 096**	**3 010 827**	**2 850 330**	**3 035 896**	**643**	**615**	**570**	**528**	**576**	**Ply**	
145 029 CBI	51 376 CB	59 847 CB	51 480 CBI	50 095 CBI	1 667	454	301	260	233	Logs	Cambodia
269 281 CB	392 969 CB	164 449 CB	187 850 CB	183 312 CBI	892	897	673	596	603	Sawn	
1 830 CB	5 426 CB	1 476 CB	749 CB	1 337 CB	818	607	941	461	600	Ven	
7 568 CB	12 432 CB	29 323 CB	3 921 CB	20 566 CB	734	1 513	1 363	683	714	Ply	
3 431 CB	2 501 CB	1 816 CBI	1 365 CB	637 CB	457	290	483	578	473	Logs	Fiji
19 998 CB	16 844 CBI	12 959 C	4 370 CB	4 736 CB	979	1 077	835	1 114	596	Sawn	
254 C	221 C	346 CB	65 C	68 CB	1 284	1 901	1 124	446	1 248	Ven	
2 273 C	1 079 C	1 290 C	897 C	11 CB	983	1 048	890	742	571	Ply	
4 536 C	4 536 I	20 103 C	69 931 C	64 865 CB	431	431	1 211	3 866	10 681	Logs	India
30 090 CI	29 402 C	17 791 C	10 327 C	5 426 C	1 188	1 185	749	751	597	Sawn	
14 963 CB	17 637 CB	19 224 CB	14 170 CB	8 272 CB	2 495	2 001	2 048	1 962	1 924	Ven	
29 668 C	22 847 C	40 619 CI	27 520 CI	29 373 C	568	525	740	770	1 079	Ply	
25 549 CBI	13 376 CB	13 578 CI	31 113 CBI	26 273 CBI	265	229	287	1 183	943	Logs	Indonesia
397 822 CBI	346 092 CBI	361 284 CBI	413 696 CBI	347 820 CB	722	764	748	808	646	Sawn	
17 210 CB	25 113 CB	31 528 CB	51 502 CB	65 979 CB	1 959	1 088	955	755	689	Ven	
1 854 580 I	1 858 710 I	1 609 300 CBI	1 459 401 CBI	1 602 395 I	800	795	700	626	682	Ply	
626 425 C	511 286 C	424 158 I	330 367	327 551	197	172	149	127	135	Logs	Malaysia
810 324 CI	812 035 CI	758 638 *	895 581 C	907 095 I	416	410	387	416	425	Sawn	
135 445 CB	86 338 I	83 853 I	75 085 I	74 195 I	471	380	378	353	364	Ven	
1 628 300 I	1 160 472 I	1 044 764 I	1 078 741 I	1 099 687 I	523	459	420	433	471	Ply	
1 340 352 CBI	206 104 CBI	184 645 CB	28 179 CB	22 382 CB	576	358	328	807	954	Logs	Myanmar
93 357 CBI	139 104 CBI	160 318 CBI	118 044 CBI	145 872 CB	1 044	672	1 129	1 093	865	Sawn	
22 531 CB	69 139 CB	107 801 CB	91 749 CB	58 807 CB	448	458	445	525	525	Ven	
9 467 CB	8 026 CB	5 664 CB	4 769 CB	3 873 CB	627	607	720	688	824	Ply	

Table 1-2-d. Trade of Tropical Timber by ITTO Producers - Value (1000 $ and $/m³)

Country	Product	Imports Value (1000$) 2014	2015	2016	2017	2018	Imports Unit Value ($/m³) 2014	2015	2016	2017	2018
Papua New Guinea	Logs	0 CB	0 C	48 CBI	2 CB	2 X	--	--	4 791	934	934
	Sawn	6 CB	0 CB	524 CB	2 CB	1 CB	302	--	205	507	883
	Ven	163 CB	243 CB	0 CB	1 CB	0 CB	1 120	1 090	--	1 107	3 591
	Ply	277 CB	97 CB	68 CB	132 CB	278 CB	1 893	1 037	412	612	1 121
Philippines	Logs	5 441 CB	10 866 CB	8 439 CB	8 027 CB	7 432 CB	119	125	122	121	305
	Sawn	24 433 CB	63 990 CB	113 401	88 818 CB	112 213 CB	136	293	371	332	512
	Ven	4 048 C	3 382 C	5 607	5 134 C	6 140	500	409	512	353	354
	Ply	54 991 CB	42 355 CB	33 115 C	47 782 CB	43 228 CB	618	627	477	417	532
Thailand	Logs	60 314 CI	7 322 CI	13 728 CB	3 949 CB	1 360 CB	569	232	1 119	627	344
	Sawn	168 514 CI	170 978 CI	141 974 C	137 400 I	137 400 X	229	255	164	200	200
	Ven	5 900 C	3 654 C	7 203 C	2 973 CB	3 972 C	619	1 657	621	1 668	434
	Ply	35 544 CB	37 781 CB	35 404 CB	43 209 CB	43 209 X	506	511	464	455	455
Viet Nam	Logs	413 320 C	480 488	449 742 C	493 185 CI	493 185 X	252	303	184	183	183
	Sawn	773 278 C	731 173 C	349 804 C	391 970 C	391 970 X	768	815	642	634	634
	Ven	24 330 C	13 818 C	12 620 C	9 881 C	9 881 X	2 155	2 090	1 567	1 745	1 745
	Ply	14 972 CB	17 088 CB	16 650 CB	21 172 CB	11 928 CB	563	675	565	709	802
Latin America/ Caribbean	**Logs**	**1 490**	**1 036**	**1 168**	**1 673**	**2 029**	**111**	**77**	**83**	**85**	**99**
	Sawn	**53 241**	**57 172**	**41 242**	**27 388**	**32 112**	**697**	**728**	**635**	**685**	**1 077**
	Ven	**27 506**	**21 992**	**20 179**	**16 783**	**22 148**	**1 986**	**1 816**	**1 476**	**1 505**	**2 119**
	Ply	**125 460**	**93 587**	**108 548**	**85 894**	**88 385**	**745**	**675**	**647**	**579**	**585**
Brazil	Logs	820 CB	674 CB	510 CB	618 CB	570 C	73	55	42	52	46
	Sawn	23 814 *	27 496 *	20 778 CB	9 501 CB	8 800 CB	915	1 297	794	1 530	800
	Ven	9 098 C	5 616 C	3 622 CB	2 865 CB	4 519 C	1 884	2 273	1 363	1 692	2 416
	Ply	180 C	73 C	133 CB	957 CB	1 198 CB	524	529	462	496	982
Colombia	Logs	256 C	3	42 CB	185 C	0 I	3 456	1 429	2 815	708	--
	Sawn	188 CB	173 CB	33 C	104 CB	86 CB	937	483	2 172	464	3 265
	Ven	4 554 C	2 535 C	1 951 C	688 C	13 CB	1 783	2 837	3 003	2 834	6 983
	Ply	15 352 C	3 279 CB	2 704 CB	3 270 CB	2 581 CB	690	645	533	448	572
Costa Rica	Logs	26 C	91 C	386 C	605 C	590 I	244	278	290	84	99
	Sawn	247 C	434 C	184 C	123 C	83 CB	736	837	639	614	2 487
	Ven	97 CB	27 CB	21 CB	112 CB	90 CB	3 476	5 834	7 624	5 881	13 793
	Ply	3 698 C	3 424 C	2 899 CB	4 405 CB	3 253 CB	794	572	588	347	432
Ecuador	Logs	0	0 CB	0 CB	0 CB	0 CB	--	--	--	--	--
	Sawn	73 CB	89 CB	131 C	27 CB	4 C	364	761	748	570	10 768
	Ven	1 185 C	1 008 C	1 069 C	693 C	1 042 C	2 264	1 902	2 034	2 276	2 772
	Ply	1 278 CB	1 045 CB	377 CB	86 CB	58 C	452	598	530	362	369
Guatemala	Logs	14 C	2 CB	21 CB	14 CB	1 CB	476	154	421	420	280
	Sawn	408 C	266 C	619 C	522 CB	48 CB	741	750	634	1 038	1 069
	Ven	37 CB	119 CB	35 CB	41 CB	28 CB	2 507	2 412	576	6 584	8 316
	Ply	1 992 C	1 787 C	1 972 C	2 318 CB	3 375 CB	720	660	667	402	490
Guyana	Logs	0 C	0 CB	0 CB	0 CB	0 CB	--	1 169	--	--	--
	Sawn	0 CB	0 C	0 CB	3 C	0 CBI	--	3 170	2 727	1 059	--
	Ven	1 C	9 C	86 C	23 C	0 CBI	7 832	334	221	223	--
	Ply	53 CB	32 CB	61 CB	125 CB	21 CB	848	388	450	449	460
Honduras	Logs	24	37	57 CB	53 CB	17 CB	1 366	1 948	1 062	444	357
	Sawn	2 479	2 328	2 888 CBI	163 CB	12 CB	653	618	528	1 045	23 721
	Ven	457 CB	402 CB	239 CB	428 CB	2 100 CB	7 616	5 862	5 357	8 253	28 095
	Ply	483 CB	631 CB	706 CB	669 CB	979 CB	400	909	514	662	724
Mexico	Logs	155 CB	91 C	152 CB	55 C	88 CB	141	313	364	319	385
	Sawn	22 729 CB	24 846 CB	13 619 CB	14 865 CB	21 660 C	537	503	504	508	1 265
	Ven	10 359 C	10 963 C	12 963 C	11 795 C	12 553 C	1 946	1 483	1 398	1 358	1 573
	Ply	87 881 C	76 411 C	87 103 C	66 711 C	70 829 C	776	690	671	671	618
Panama	Logs	28 CB	0	0	2 CB	91 CB	132	--	1 026	879	160
	Sawn	1 006 CB	670 CB	786 CB	789 CB	0 CB	1 354	335	878	781	1 616
	Ven	7 CB	28 CB	4 CB	17 CB	22 CB	5 497	5 191	5 206	2 526	6 772
	Ply	1 904 C	1 608 C	678 CB	1 661 CB	1 640 CB	774	535	267	312	404
Peru	Logs	0 CB	31 C	0 C	58	665 C	--	134	--	5 029	480
	Sawn	1 115 CBI	5 C	1 503	531	690	1 225	879	905	755	755
	Ven	168 CB	274 CB	53 CB	116	157 C	2 671	1 399	2 234	3 110	3 740
	Ply	5 502 C	2 837 CI	9 479	3 054 CB	2 803 CB	920	847	738	448	490
Suriname	Logs	0 CB	0 CB	0 CBI	0	0	--	--	--	--	--
	Sawn	22 C	13 CB	17 C	0 CB	0	978	604	895	285	--
	Ven	0 C	0 CB	0 CBI	0 CB	0 CB	--	--	--	--	--
	Ply	1 129	219 CB	548	1 010	1 000	421	459	317	286	286
Trinidad and Tobago	Logs	166 C	107 C	0 CB	22 CB	0 CB	245	279	--	926	--
	Sawn	825 C	738 C	643 CBI	716 CBI	365 CBI	921	1 008	295	530	552
	Ven	216 C	271 C	0 CB	0 CB	0 CBI	968	732	1 880	--	--
	Ply	1 732 CB	1 705 CB	1 770 CB	1 409 CB	610 CB	464	440	349	385	421
Venezuela	Logs	0 CBI	0 CBI	0 CB	59 CB	8 CB	99	111	--	1 079	540
	Sawn	335 CB	114 CB	40 CB	45 CB	364 CB	1 046	1 116	481	131	14 819
	Ven	1 326 CB	739 CB	138 CB	5 CB	1 625 CB	5 725	7 141	2 838	26 756	16 955
	Ply	4 276 CB	535 CB	117 CB	217 CB	39 CB	684	722	551	568	1 032
Producers Total	**Logs**	**2 192 218**	**1 836 916**	**1 515 325**	**1 480 641**	**1 368 242**	**354**	**312**	**235**	**222**	**232**
	Sawn	**1 183 422**	**1 244 186**	**861 154**	**920 740**	**971 230**	**522**	**559**	**401**	**444**	**504**
	Ven	**139 390**	**190 521**	**204 967**	**199 678**	**228 859**	**580**	**542**	**514**	**565**	**607**
	Ply	**367 903**	**344 429**	**350 080**	**386 683**	**425 278**	**541**	**498**	**527**	**498**	**606**
	Total	**3 882 933**	**3 616 053**	**2 931 526**	**2 987 742**	**2 993 609**	--	--	--	--	--
ITTO Total	**Logs**	**8 306 801**	**5 675 916**	**4 816 519**	**5 109 664**	**5 058 014**	**431**	**339**	**279**	**286**	**288**
	Sawn	**5 261 060**	**5 164 890**	**4 885 825**	**5 225 806**	**5 203 125**	**598**	**540**	**443**	**462**	**473**
	Ven	**731 066**	**721 496**	**813 283**	**711 522**	**752 955**	**443**	**409**	**452**	**505**	**530**
	Ply	**3 949 053**	**3 421 727**	**3 468 692**	**3 546 724**	**3 947 341**	**718**	**643**	**654**	**619**	**672**
	Total	**18 247 980**	**14 984 029**	**13 984 320**	**14 593 717**	**14 961 436**	--	--	--	--	--

Exports Value (1000$)					Exports Unit Value ($/m³)						
2014	2015	2016	2017	2018	2014	2015	2016	2017	2018	Product	Country
1 054 743 CBI	822 252 CB	678 618 CBI	690 906 CB	877 700 *	277	225	177	221	241	Logs	Papua New Guinea
11 918 CB	12 178 CB	12 261 CB	10 784 CB	14 000	464	341	370	355	311	Sawn	
3 523 CB	3 682 CB	2 178 CB	819 CB	247 CB	720	710	676	472	3 873	Ven	
3 179 CB	2 763 CB	2 754 CB	3 465 CB	4 170 CB	1 182	818	639	781	853	Ply	
5 833 CB	3 548 CBI	1 088 CB	2 701 CB	848 CB	308	400	425	548	349	Logs	Philippines
113 454 CI	58 140 CBI	48 972 CBI	49 640 CB	44 940 CBI	181	170	154	148	140	Sawn	
2 651 C	728 C	242 C	440 C	12 966 C	1 546	1 072	531	1 114	2 914	Ven	
4 351 CB	5 195 CB	5 122 CBI	4 870 CB	1 261 CB	781	657	641	724	751	Ply	
36 366 I	8 139 I	5 375 CB	2 380 CB	2 287 CB	864	629	978	1 351	787	Logs	Thailand
1 047 853 CBI	1 051 910 CBI	1 281 588 CBI	1 540 303 CBI	1 511 723 CBI	461	341	308	317	339	Sawn	
2 574 CB	2 743 CB	2 071 CB	3 268 CB	3 268 X	656	335	213	104	104	Ven	
24 532 CB	23 940 CBI	27 737 CB	25 125 CB	32 941 CB	633	630	675	701	784	Ply	
386 240 CBI	85 349 CBI	76 496 CBI	71 122 CB	43 440 CB	1 420	850	1 120	725	472	Logs	Viet Nam
240 064 C	369 798 C	228 699 I	220 488 CB	82 030 I	585	663	568	351	351	Sawn	
118 723 CB	118 910 CB	88 236 CB	67 969 CB	67 969 X	113	119	111	124	124	Ven	
151 764 CB	155 632 CB	244 255 CB	241 621 CB	241 621 X	684	507	686	507	507	Ply	
329 732	**354 634**	**330 169**	**406 271**	**448 331**	**309**	**336**	**287**	**279**	**270**	**Logs**	**Latin America/ Caribbean**
462 747	**449 158**	**436 780**	**408 865**	**368 768**	**434**	**591**	**618**	**580**	**571**	**Sawn**	
30 188	**27 257**	**19 188**	**19 270**	**20 255**	**1 457**	**1 544**	**1 468**	**1 475**	**1 417**	**Ven**	
92 203	**101 416**	**104 646**	**65 046**	**96 557**	**663**	**638**	**663**	**612**	**627**	**Ply**	
14 406 C	30 023 C	39 822 C	56 267 CB	81 672 CB	353	337	230	298	225	Logs	Brazil
194 016 *	166 488 *	175 994 C	198 090 C	167 293 C	516	469	619	561	463	Sawn	
23 839	21 735 C	14 187 C	13 241 C	12 176 C	1 401	1 475	1 323	1 255	1 105	Ven	
17 982 *	24 990 *	22 338 CBI	22 338 X	11 197 C	666	595	657	657	416	Ply	
28 543 CB	19 727 CB	14 415 CB	10 146 C	19 487 CB	363	420	387	304	392	Logs	Colombia
6 311 CBI	4 341 CB	4 158 CB	3 669 CBI	2 489 CB	648	828	748	589	753	Sawn	
45 C	35 CB	30 CB	17 CB	0 CB	751	943	5 906	1 926	--	Ven	
729 C	293 CB	124 CB	186 CB	19 CB	722	795	657	567	183	Ply	
70 681 CB	68 775 CB	54 765 CB	71 191 CBI	54 867 I	428	435	422	456	499	Logs	Costa Rica
2 146 CB	2 779 CBI	2 133 CB	1 455 CB	2 529 CB	761	952	523	768	815	Sawn	
72 CB	44 C	16 CB	17 CB	0 CB	7 072	7 636	3 054	2 179	2 350	Ven	
1 CB	70 CB	211 CB	65 CB	42 CB	576	1 305	733	580	648	Ply	
75 663 CB	68 076 CBI	86 395 CB	75 332 CB	87 728 CB	372	366	358	342	313	Logs	Ecuador
95 857 CB	137 143 CBI	127 242 CB	90 173 CB	90 173 X	543	723	649	821	821	Sawn	
825 CB	826 CB	449 CB	373 CB	3 899 CB	2 933	3 407	4 137	1 954	2 468	Ven	
32 307 CB	36 286 CB	44 145 CB	17 365 C	49 381 C	701	547	538	497	635	Ply	
5 917 CB	8 165 CB	6 194 CB	7 031 CB	5 469 CB	333	342	349	433	444	Logs	Guatemala
11 512 CB	10 767 CB	10 251 CB	7 493 CB	5 999 CB	898	904	892	705	1 122	Sawn	
96 CB	23 CB	305 CB	22 CB	36 CB	2 293	2 821	2 191	1 238	1 715	Ven	
13 471 CB	18 607 CB	23 458 CB	11 303 CB	18 326 CB	907	1 566	1 323	758	808	Ply	
44 884 CB	61 980 CB	36 348 CB	40 284 CB	39 200 CB	259	427	317	222	265	Logs	Guyana
20 344	18 013	18 837	16 498	20 900	895	962	897	940	974	Sawn	
199 CB	231 CB	22 CB	3 CB	12 CB	910	784	2 350	8 934	1 679	Ven	
2 615	1 601 CB	742 CB	1 204 CB	1 100	496	347	700	664	500	Ply	
3 783 CB	279 CB	615 CB	2 926 CB	2 400 CB	258	400	543	485	470	Logs	Honduras
5 629 I	1 631 CB	1 568 CB	574 CB	345 CB	739	1 001	1 126	1 555	1 264	Sawn	
244 CI	20 CBI	72 CB	1 835 CB	1 024 CB	2 412	5 348	2 342	2 359	2 528	Ven	
3 307 C	3 972 C	3 824 C	2 888 C	3 033 CB	385	468	480	464	528	Ply	
33 287 CB	16 601 CB	9 767 CB	9 346 C	18 069 CB	297	347	388	368	463	Logs	Mexico
6 077 CB	4 283 CBI	4 133 CBI	4 954 C	3 399 C	705	253	120	120	583	Sawn	
2 108 C	2 229 C	1 790 C	2 305 C	1 823 C	1 991	2 635	3 136	3 413	3 297	Ven	
7 642 CB	1 879 C	1 623 C	2 190 C	4 975 C	817	672	724	735	635	Ply	
28 164 C	52 434 CB	47 399 CB	71 392 CB	74 656 CB	273	361	344	525	484	Logs	Panama
19 976 CB	2 331 CB	2 437 CB	1 238 CB	1 188 CB	712	788	644	819	1 098	Sawn	
154	0 CB	0	33	0	1 263	5 230	--	1 220	--	Ven	
141 CB	42 C	421 C	122 CB	199 CB	826	845	622	1 165	736	Ply	
3 183 CB	2 708 CB	1 463 CB	3 551 CB	4 197 CB	315	408	430	513	372	Logs	Peru
93 708 CB	93 919 CBI	81 066 CBI	77 704 CB	62 773 CB	235	706	687	542	598	Sawn	
2 589	2 077 C	2 308 C	1 424 C	1 284 C	1 450	1 416	1 560	1 749	1 811	Ven	
13 971 CB	13 537 CBI	7 758 CB	7 365 CB	8 282 C	522	612	674	675	798	Ply	
21 028	25 658	32 454	58 278	58 000	143	124	122	121	121	Logs	Suriname
6 802	6 402	7 954	4 972	6 500	322	322	311	307	325	Sawn	
8 CB	0	0 CB	0 CB	0 I	368	--	18 045	9 922	--	Ven	
1 CB	31 CB	0 CB	14 C	0	827	2 043	649	358	--	Ply	
192 CB	207 C	535 CB	124 CB	413 CB	446	656	649	1 159	513	Logs	Trinidad and Tobago
369 CB	1 054 CB	592 CB	409 CB	1 009 CB	203	705	872	1 359	884	Sawn	
4 C	1 C	0 X	0 X	1 CB	3 252	2 108	--	--	1 679	Ven	
19 C	12 C	0 CB	6 CB	3 CB	1 052	901	974	920	2 709	Ply	
0 C	0 X	0 X	403 CB	2 173 CB	--	--	--	476	406	Logs	Venezuela
2 CB	7 CB	416 CB	1 635 CB	4 171 CB	887	1 106	649	653	471	Sawn	
5 CB	34 CB	9 CB	0 CB	0 CB	1 709	3 559	4 683	--	--	Ven	
16 CB	97 CB	1 CB	0 C	0 C	1 603	340	1 965	--	--	Ply	
5 637 626	**3 478 201**	**3 083 858**	**3 014 248**	**3 202 619**	**373**	**273**	**231**	**249**	**259**	**Logs**	**Producers Total**
4 743 786	**4 931 216**	**4 648 363**	**5 004 482**	**4 881 051**	**521**	**512**	**448**	**435**	**440**	**Sawn**	
582 295	**583 967**	**628 193**	**614 969**	**580 499**	**348**	**342**	**384**	**445**	**443**	**Ven**	
3 891 908	**3 421 913**	**3 171 613**	**2 976 106**	**3 191 909**	**643**	**615**	**574**	**532**	**579**	**Ply**	
14 855 615	**12 415 297**	**11 532 028**	**11 609 805**	**11 856 077**	**--**	**--**	**--**	**--**	**--**	**Total**	
5 693 825	**3 516 470**	**3 130 805**	**3 084 533**	**3 305 748**	**375**	**275**	**233**	**252**	**262**	**Logs**	**ITTO Total**
5 185 349	**5 309 851**	**5 024 163**	**5 398 249**	**5 312 599**	**542**	**527**	**462**	**452**	**462**	**Sawn**	
731 548	**721 870**	**761 296**	**763 367**	**730 748**	**422**	**410**	**452**	**532**	**538**	**Ven**	
4 536 438	**4 032 076**	**3 850 759**	**3 832 360**	**3 994 535**	**657**	**623**	**585**	**551**	**605**	**Ply**	
16 147 159	**13 580 267**	**12 767 023**	**13 078 509**	**13 343 631**	**--**	**--**	**--**	**--**	**--**	**Total**	

Table 1-2-d. Trade of Tropical Timber by ITTO Producers - Value (1000 $ and $/m³)

Country	Product	Imports Value (1000$) 2014	2015	2016	2017	2018	Imports Unit Value ($/m³) 2014	2015	2016	2017	2018
Rest of the World	Logs	107 680	79 402	77 530	86 570	87 858	159	220	195	260	265
	Sawn	622 458	576 980	527 151	515 447	437 413	539	508	521	502	644
	Ven	133 933	121 800	114 327	122 710	95 293	1 523	1 240	1 442	1 215	1 363
	Ply	571 311	477 031	430 832	507 215	470 467	623	609	542	520	558
	Total	1 435 381	1 255 214	1 149 840	1 231 942	1 091 030	--	--	--	--	--
World	Logs	8 414 481	5 755 318	4 894 049	5 196 233	5 145 872	421	336	278	286	287
	Sawn	5 883 518	5 741 871	5 412 976	5 741 253	5 640 538	592	537	450	465	483
	Ven	864 999	843 296	927 610	834 233	848 248	498	453	494	553	569
	Ply	4 520 364	3 898 758	3 899 523	4 053 940	4 417 807	704	639	639	605	658
	Total	19 683 362	16 239 243	15 134 159	15 825 659	16 052 466	--	--	--	--	--

Exports Value (1000$)					Exports Unit Value ($/m³)						
2014	2015	2016	2017	2018	2014	2015	2016	2017	2018	Product	Country
2 268 398	1 801 829	1 475 491	1 826 718	1 724 049	352	333	250	326	298	Logs	
913 820	630 431	291 883	305 539	339 472	567	612	618	700	659	Sawn	
59 869	43 699	40 203	37 601	34 973	1 613	1 051	937	1 194	1 356	Ven	Rest of the World
72 969	69 819	68 480	74 338	49 820	648	746	646	628	668	Ply	
3 315 055	2 545 777	1 876 057	2 244 196	2 148 314	--	--	--	--	--	Total	
7 962 223	5 318 299	4 606 296	4 911 251	5 029 797	369	292	238	275	273	Logs	
6 099 168	5 940 281	5 316 046	5 703 788	5 652 071	546	535	469	461	470	Sawn	
791 417	765 569	801 498	800 968	765 722	447	425	464	546	553	Ven	World
4 609 407	4 101 895	3 919 239	3 906 698	4 044 355	657	624	586	552	606	Ply	
19 462 215	16 126 045	14 643 079	15 322 704	15 491 945	--	--	--	--	--	Total	

APPENDIX 2

Direction of Trade in Volume of Primary Tropical Timber Products between Major ITTO Producers and Consumers in 2017

Table 2-1. Logs **142**

Table 2-2. Sawnwood **143**

Table 2-3. Veneer **144**

Table 2-4. Plywood **145**

N.B. Figures reported by importers are shown in **bold** typeface while those corresponding to export reports are in *italics*. Only major trading relationships (the top twelve importers and exporters for each category) are presented.

Table 2-1. Trade of Tropical Logs, 2017 (m^3)

Importers \ Exporters	Papua New Guinea+	Malaysia	Cameroon	Mozambique++	Congo	Suriname	Ghana	Central African Rep.	Ecuador+++	Cambodia	Brazil ++++++	Guyana	Others	Total Imports
China	**2,882,528** C	**79,830** C	**499,872** C	**1,010,000** CI	**776,118** C	**87,036** C	**132,588** C	**61,732** C	**51,460** C	**8,396** C	**92,044** C	**145,865** C	**4,696,781** C	**10,524,250** C
	--	*70,044* C	*703,666* CI	*54,947,918* C	*91,772* CI	*139,272* CI	--	*137,332* CI	*1,079,659* C	--	*538,820* C	*44,378* C	--	
Viet Nam	**127,620** CI	**159,450** CI	**859,300** CI	**4,880** CI	**331,950** CI	**57,420** CI	**157,550** CI	**242,800** CI	**4,680** CI	**187,000** CI	**25,220** CI	--	**537,130** CI	**2,695,000** CI
	--	*144,259* C	*379,773* CI	--	*9,071* CI	*23,676* CI	*90* CI	*63,200* CI	*2,874* C	--	*12,741* C	--	--	
India	**167,696** C	**979,453** C	**22,911** C	--	**2,055** C	**266,984** C	**151,489** C	**603** C	**166,026** C	**3,302** C	**89,724** C	**23,419** C	**767,995** C	**2,641,657** C
	--	*907,750* C	*15,539* CI	--	*8,426* CI	*137,663* CI	*937* CI	*866* CI	*990,285* C	--	*284,765* C	*123* C	--	
Indonesia	--	**803,835** C	--	--	--	--	--	--	--	--	--	--	**350,514** I	**1,154,350** CB
	--	*1,154,350* C	--	--	--	--	--	--	--	--	--	--	--	
Taiwan, P.O.C.	**16,050** C	**122,694** C	**2,460** C	**32** C	**205** C	**4,938** C	**30** C	**177** C	**302** C	**13** C	--	**76** C	**45,405** I	**192,382** CI
	--	*112,351* C	*1,717* CI	--	--	*5,606* CI	--	--	*106* C	--	--	*118* C	--	
Japan	**24,711** C	**115,996** C	**1,050** C	**53** C	**736** C	**227** C	--	**779** C	**132** C	--	**69** C	**36** C	**9,164** I	**152,953** CI
	--	*122,819* C	*503* CI	*70,040* C	*118* CI	*30* CI	--	*392* CI	*84* C	--	*25* C	--	--	
Rep. of Korea	**48,254** C	**15,065** C	**380** C	--	**801** C	**5,388** C	**1,222** CI	**668** C	**96** CI	--	**8** CI	**1,040** C	**25,951** CI	**98,873** CI
	--	*20,124* C	*260* CI	--	--	*819* CI	--	*307* CI	--	--	*124* C	--	--	
Cameroon	--	--		--	**0** CI	--	--	--	--	--	--	--	**70,826** I	**70,826** CBI
	--	--		--	*50,109* CI	--	--	*20,716* CI	--	--	--	--	--	
Philippines*	**4,420** CI	**25,940,170** C	**90,677** C	--	--	--	--	--	--	--	--	--	**N/A**	**66,454** CBI
	--	*45,960* C	*113* CI	--	--	--	--	--	--	--	--	--	--	
France	--	**86** C	**3,735** C	**68** C	**14,942** C	--	**41** C	**6,402** C	--	**0** CI	--	--	**26,993**	**52,267**
	--	--	*2,254* CI	--	*619* CI	*55* CI	--	*44,456* CI	--	--	*116* C	--	--	
Belgium	--	**86** C	**5,857** C	--	**12,353** C	**984** C	--	**1,670** C	**316** C	--	**128** C	--	**15,614** CI	**37,008** CI
	--	*14* C	*6,819* CI	--	*872* CI	*22* CI	--	*1,943* CI	*193* C	--	--	--	--	
Portugal	--	**12** C	**1,908** C	**37** C	**3,767** C	--	--	**2,926** C	--	--	--	--	**14,824** C	**23,474** C
	--	--	*1,041* CI	--	--	--	*31* CI	*3,099* CI	--	--	--	--	--	
Others														
	N/A	*16,145* I	*306,316* I	*N/A*	*779,597* I	*175,463*	*444,942* I	*55,689* I	*N/A*	*198,000* I	*N/A*	*137,055* I		
Total Exports	*3,127,663* CBI	*2,593,816*	*1,418,000* CBI	*1,014,000* CBI	*940,584* CBI	*482,604*	*446,000* CBI	*328,000* CBI	*220,034* CBI	*198,000* CBI	*188,874* CBI	*181,674* CBI		

Figures in **bold** denote imports recorded by importing country. Figures in *italics* denote exports recorded by exporting country.

Notes about importers

* Philippines reported 36,483,430 m^3 of tropical industrial roundwood imports to COMTRADE for the year 2017.

Notes about exporters

+ Papua New Guinea did not report any data in COMTRADE for the year 2017.

++ Mozambique reported 55,017,960 m^3 of tropical industrial roundwood exports to COMTRADE for the year 2017.

+++ Ecuador reported 2,081,194 m^3 of tropical industrial roundwood exports to COMTRADE for the year 2017.

++++ Brazil reported 840,645 m^3 of tropical industrial roundwood exports to COMTRADE for the year 2017.

Table 2-2. Trade of Tropical Sawnwood, 2017 (m^3)

Importers \ Exporters	Thailand+	Malaysia	Gabon++	Cameroon	Viet Nam	Indonesia+++	Brazil	Philippines	Cambodia ++++	Congo +++++	Belgium	Peru ++++++	Others	Total Imports
China	**4,820,031** C	**292,246** C	**417,265** C	**169,555** C	**544,769** C	**313,476** C	**44,029** C	**327,660** C	**40,861** C	**49,907** C	**--**	**65,551** C	**307,936** CI	**7,393,286** CI
	--	*309,026* C	--	*42,670* C	*264,792* C	*24,567* C	*61,691* C	*43,274* CI	--	*268* C	--	*6,222* C	--	
Thailand*		--	--	--	--	--	--	--	--	--	--	--	**687,000** I	**687,000** CBI
		402,730 C	--	*503* C	*15* C	*1,126* C	*1,364* C	*32* CI	--	--	--	--	--	
Viet Nam	**914** C	**16,183** C	**102,366** C	**54,404** C		**2,030** C	**28,570** C	--	**273,867** C	**11,332** C	--	--	**128,383** CI	**618,050** CI
	--	*19,230* C	--	*11,733* C		*631* C	*47,142* C	--	--	*1,240* C	--	*72* C	--	
India	**3,263** C	**149,103** C	**4,267** C	**1,137** C	**2,748** C	**55,788** C	**46,678** C	--	**265** C	--	**27** C	--	**96,724** CI	**360,000** CI
	--	*167,242* C	--	*663* C	*967* C	*11* C	*48,233* C	--	--	--	--	--	--	
USA	**1,285** C	**21,658** C	**2,379** C	**31,747** C	**26** C	**15,114** C	**120,850** C	**374** C	--	**14,527** C	**402** C	**5,446** C	**117,192** C	**331,000** C
	--	*13,588* C	--	*16,461* C	*106* C	*2,557* C	*56,493* C	*37,010* C	--	*719* C	*853* C	*2,235* C	--	
Philippines	--	**220,271** C	**13,103** CI	**54** CI	**35** CI	**28,074** C	**30** CI		--	--	**18** C	--	**6,192** I	**267,776** CBI
	--	*266,808* C	--	*67* C	--	*18* C	*30* C		--	--	--	*135* C	--	
Belgium	--	**17,042** C	**41,334** C	**102,961** C	--	**446** C	**18,870** C	--	--	**10,921** C		**45** C	**36,899** CI	**228,518** CI
	--	*13,774* C	--	*58,826* C	--	*162* C	*14,734* C	--	--	*401* C		--	--	
Netherlands**	**22** C	**76,985** C	**613** C	**12,843** C	**24** C	**15,454** C	**31,508** C	**0** CI	**0** CI	**4,369** C	**200,017** C	**405** C	**N/A**	**210,691** CBI
	--	*56,241* C	--	*6,499* C	*2* C	*2,709* C	*29,232* C	*179* C	--	*457* C	*99,250* C	*826* C	--	
Taiwan, P.O.C.	**1,804** C	**111,224** C	**2,490** C	**1,721** C	**44,189** C	**2,941** C	**1,778** C	**4,594** C	**28** C	**1,435** C	--	**0** CI	**27,360** CI	**199,564** CI
	--	*91,513* C	--	*332* C	*7,991* C	*185* C	*935* C	*2,340* CI	--	*372* C	--	--	--	
Italy	**67** C	**6,144** C	**21,793** C	**60,884** C	--	**542** C	**1,551** C	--	**2** C	**2,346** C	**112** C	--	**33,460** CI	**126,901** CI
	--	*6,354* C	--	*22,769* C	--	*24* C	*1,879* C	--	--	--	*149* C	--	--	
France	**1,228** C	**10,774** C	**7,804** C	**23,473** C	**5,332** C	**1,228** C	**17,260** C	--	--	**5,900** C	**12,510** C	**278** C	**28,758**	**114,545**
	--	*10,655* C	--	*18,245* C	--	*21* C	*20,242* C	--	--	*105* C	*31,988* C	*43* C	--	
United Kingdom	**37** C	**21,581** C	**498** C	**26,421** C	--	**1,966** C	**20,011** C	--	--	**16,129** C	**4,099** C	**215** C	**16,352**	**107,309**
	--	*23,138* C	--	*13,236* C	*314* C	*1,081* C	*1,914* C	--	--	*181* C	*7,592* C	*527* C	--	
Others														
	N/A	*774,015* C	*N/A*	*453,996* I	*354,780* I	*478,909* I	*68,994* C	*251,891* I	*N/A*	*168,580* I	*29,979* CI	*133,414* I		
Total Exports	*4,859,000* CBI	*2,154,314* C	*663,425* CBI	*646,000* CBI	*628,967* CBI	*512,000* CBI	*352,883* C	*334,727* CBI	*315,356* CBI	*172,323* CBI	*169,812* CI	*143,473* CBI		

Figures in **bold** denote imports recorded by importing country. Figures in *italics* denote exports recorded by exporting country.

Notes about importers

* Thailand did not report any data in COMTRADE for the year 2017.

** The Netherlands reported 375,831m3 of tropical sawnwood imports to COMTRADE for the year 2017.

Notes about exporters

\+ Thailand did not report any data in COMTRADE for the year 2017.

++ Gabon did not report any data in COMTRADE for the year 2017.

+++ Indonesia reported 50,537 m^3 of tropical sawnwood exports to COMTRADE for the year 2017.

++++ Cambodia did not report any data in COMTRADE for the year 2017.

+++++ Congo reported 11,120 m^3 of tropical sawnwood exports to COMTRADE for the year 2017.

++++++ Peru reported 37,253 m^3 of tropical sawnwood exports to COMTRADE for the year 2017.

Table 2-3. Trade of Tropical Veneer, 2017 (m^3)

Importers \ Exporters	Viet Nam+	Malaysia++	Myanmar+++	Gabon++++	Côte d'Ivoire	Indonesia +++++	Cameroon	Thailand ++++++	Ghana	China	Congo	Brazil	Others	Total Imports
China	**461,750** CI	**37,911** CI	**1,160** CI	**1,009** CI	**39** CI	**8,823** CI	**16,369** CI	**31,264** CI	**1,019** CI		**0** CI	**196** CI	**11,098** CI	**570,640** CI
	8,788 CI	*2,657* CI	--	--	--	*8,311* CI	*17,670* CI	--	*284* CI		--	*347* CI	--	
India	**47,566** CI	**3,942** CI	**169,904** CI	**16,408** CI	**2,723** CI	**48,176** CI	**154** CI	**250** CI	**96** CI	**17,015** CI	--	**335** CI	**6,604** CI	**313,172** CI
	2,718 CI	*694* CI	*85,473* CI	--	*2,311* CI	*54,617* CI	*22* CI	--	*95* CI	*239* CI	--	*339* CI	--	
Taiwan, P.O.C.	**30,149** CI	**61,364** CI	--	--	--	**134** CI	--	--	--	**7,977** CI	--	**1,335** CI	**8,147** CI	**109,106** CI
	1,717 CI	*7,608* CI	--	--	--	*719* CI	--	--	--	*4,235* CI	--	*93* CI	--	
France	--	--	--	**62,302** CI	**478** CI	**15** CI	**379** CI	--	**69** CI	**23** CI	**6,004** CI	**6** CI	**2,474** I	**71,750**
	13 CI	--	--	--	*395* CI	*7* CI	*441* CI	--	*88* CI	--	*1,568* CI	*0* CI	--	
Rep. of Korea	**6,919** CI	**61,117** CI	**12** CI	--	--	**0** CI	**20** CI	--	--	**405** CI	--	**68** CI	**512** CI	**69,054** CI
	557 CI	*9,009* CI	--	--	--	*0* CI	*20* CI	--	--	*559* CI	--	*68* CI	--	
Italy	--	**49** CI	**74** CI	**6,109** CI	**12,611** CI	**38** CI	**17,215** CI	**10** CI	**3,997** CI	**261** CI	**2,093** CI	**203** CI	**14,339** CI	**56,998** CI
	13 CI	*137* CI	--	--	*12,386* CI	*48* CI	*17,630* CI	--	*3,821* CI	*181* CI	*314* CI	*191* CI	--	
Spain	--	**0** CI	--	**6,155** CI	**8,794** CI	**4** CI	**2,406** CI	--	**1,951** CI	**914** CI	**1,118** CI	**110** CI	**16,710** I	**38,160**
	--	--	--	--	*9,163* CI	--	*2,546* CI	--	*388* CI	*442* CI	*166* CI	*61* CI	--	
USA	**133** CI	**824** CI	**81** CI	**1,031** CI	**3,433** CI	**82** CI	**1,504** CI	**11** CI	**2,073** CI	**3,683** CI	**1,077** CI	**2,499** CI	**13,890** CI	**30,321** CI
	11 CI	*460* CI	*1,156* CI	--	*5,038* CI	*36* CI	*1,131* CI	--	*470* CI	*1,095* CI	*207* CI	*3,992* CI	--	
Greece	--	--	--	**12,070** CI	**206** CI	--	**31** CI	--	**99** CI	**7** CI	--	--	**4,895** CI	**17,307** CI
	--	--	--	--	*160* CI	--	*102* CI	--	--	*6* CI	*42* CI	--	--	
Japan	**41** CI	**7,334** CI	--	--	--	**7,642** CI	**103** CI	--	**1** CI	**279** CI	--	**46** CI	**140** CI	**15,586** CI
	10 CI	*2,082* CI	--	--	--	*6,561* CI	*73* CI	--	--	*214* CI	--	*26* CI	--	
Philippines	**2,089** CI	**7,293** CI	--	--	--	**4** CI	--	--	**32** CI	**2,777** CI	--	**398** CI	**1,957** CI	**14,550** CI
	15 CI	*879* CI	--	--	--	--	*36* CI	--	*29* CI	*4,077* CI	--	*253* CI	--	
Netherlands	**0** CI	**0** CI	--	**4,140** CI	--	**594** CI	--	**1** CI	**143** CI	**2** CI	**920** CI	**0** CI	**5,202** I	**11,000**
	--	--	--	--	--	*70* CI	--	--	*15* CI	--	*218* CI	--	--	
Others														
	536,513 I	*189,203* I	*88,031* I	*142,161* I	*66,720* I	*N/A*	*2,753* I	*31,572* I	*10,445* I	*3,957* CI	*12,009* I	*5,178* CI		
Total Exports	*550,354* CBI	*212,729* I	*174,660* CBI	*142,161* CBI	*96,172*	*68,212* CBI	*42,425* CBI	*31,572* CBI	*15,637* CBI	*15,005* CI	*14,524* CBI	*10,548* CI		

Figures in **bold** denote imports recorded by importing country. Figures in *italics* denote exports recorded by exporting country

Notes about exporters

+ Viet Nam reported 15,545 m^3 of tropical veneer exports to COMTRADE for the year 2017.
++ Malaysia reported 24,672 m^3 of tropical veneer exports to COMTRADE for the year 2017.
+++ Myanmar reported 102,364 m^3 of tropical veneer exports to COMTRADE for the year 2017.
++++ Gabon did not report any data in COMTRADE for the year 2017.
+++++ Indonesia reported 73,484 m^3 of tropical veneer exports to COMTRADE for the year 2017.
++++++ Thailand did not report any data in COMTRADE for the year 2017.

Table 2-4. Trade of Tropical Plywood, 2017 (m^3)

Importers \ Exporters	Malaysia+	Indonesia	China	Viet Nam++	France	Belgium	Spain+++	United Kingdom	Italy	Germany	Thailand ++++	India	Others	Total Imports
Japan	**899,285** C	**794,779** C	**39,825** C	**68,528** C	**20** C	--	--	--	--	--	**2,198** C	**22** C	**4,912** CI	**1,809,569** CI
	1,110,626 C	*778,097* C	*9,868* C	*12,393* C	*24* C	--	*0* CI	--	--	*2* C	--	--	--	
Rep. of Korea	**238,142** C	**341,787** C	**50,015** C	**327,867** C	**2** C	--	**149** C	--	**164** C	**180** C	**883** C	**0** CI	**13,525** CI	**972,715** CI
	303,335 C	*361,160* C	*124,390* C	*91,003* C	--	--	*50* C	--	--	--	--	--	--	
USA*	**54,127** C	**328,255** C	**31,736** C	**16,772** C	**4,818** C	--	**2,922** C	**8** C	**7,221** C	**510** C	**18,868** C	**1,042** C	**115,664** I	**581,943** CBI
	84,937 C	*304,313* C	*80,699* C	*47,803* C	*3,124* C	*64* C	*2,757* C	*482* C	*2,338* C	*59* C	--	*1,072* C	--	
Taiwan, P.O.C.	**162,177** C	**124,134** C	**42,221** C	**3,438** C	--	--	--	--	--	**19** C	--	**320** C	**2,817** CI	**335,126** CI
	137,976 C	*74,497* C	*18,709* C	*1,466* C	--	--	*4* C	*3* C	--	*2* C	--	*469* C	--	
Malaysia		**244,212** C	**10,325** C	**14,424** C	--	--	**514** C	--	--	**3** C	**1,775** C	**90** CI	**352** CI	**271,695** CI
		118,640 C	*2,046* C	*7,309* C	--	--	--	--	*3* C	*8* C	--	*10* C	--	
United Kingdom**	**85,525** C	**50,791** C	**109,778** C	--	**2,322** C	**7,781** C	**10,411** C		**1,256** C	**13,413** C	**4,241** CI	**910** C	**N/A**	**223,025**
	72,365 C	*51,481* C	*69,446* C	*0* CI	*1,116* C	*1,595* C	*10,782* C		*1,932* C	*774* C	--	*784* C	--	
Germany	**215** C	**25,727** C	**7,980** C	**3,571** C	**4,172** C	**9,320** C	**22,840** C	**43** C	**52,518** C	--	--	**259** C	**46,674** I	**173,319**
	127 C	*38,763* C	*1,975* C	*3,397* C	*5,282* C	*12,094* C	*44,414* C	*170* C	*36,692* C	--	--	*333* C	--	
France	**1,956** C	**3,534** C	**16,375** C	**280** C		**24,107** C	**43,819** C	**5,306** C	**23,489** C	**21,428** C	**0** CI	**85** C	**9,503**	**149,882**
	1,339 C	*2,821* CI	*20,415* C	*316* C		*25,199* C	*23,866* C	*4,379* C	*9,352* C	*20,712* C	--	*105* C	--	
Netherlands	**8,128** C	**11,925** C	**5,487** C	**368** C	**22,088** C	**14,684** C	**6,890** C	**7,228** C	**6,974** C	**3,670** C	**0** CI	**835** C	**31,185** CI	**119,462** CI
	8,112 C	*29,651* C	*6,451* C	*489* C	*81,166* C	*25,132* C	*1,870* C	*4,376* C	*386* C	*493* C	--	*1,428* C	--	
Belgium	**4,167** C	**34,756** C	**28,244** C	**140** C	**7,878** C	--	**3,349** C	**699** C	**2,648** C	**10,518** C	--	**16** CI	**23,177** CI	**115,592** CI
	3,270 C	*22,235* C	*13,438* C	*552* C	*6,270* C	--	*1,047* C	*3,271* C	*1,803* C	*533* C	--	*1,025* C	--	
Philippines***	**864** CI	**991** CI	**198** CI	**5,866** CI	--	--	**26,108** C	--	--	--	**61** CI	**0** CI	**80,377** I	**114,464** CBI
	21,976 C	*10,764* C	*79,474* C	*3,596* C	--	--	*129* C	--	*1* C	--	--	--	--	
Australia	**33,432** C	**52,403** C	**9,257** C	**417** C	**27** C	--	**915** C	--	**597** C	**351** C	**413** C	**22** C	**7,056** CI	**104,890** CI
	21,082 C	*50,249* C	*19,552* C	*64* C	*84* C	*45* C	*1,215* C	--	*34* C	*1,036* C	--	*13* CI	--	
Others														
	728,689 I	*486,940* I	*359,098* C	*308,170* I	*23,576* CI	*5,433* CI	*N/A*	*50,468* I	*7,139* I	*24,298* I	*35,864* I	*30,502* CI		
Total Exports	*2,493,833* I	*2,329,611* CBI	*805,561* C	*476,557* CBI	*120,642* CI	*69,562* CI	*65,807*	*63,149*	*59,680*	*47,917*	*35,864* CBI	*35,740* CI		

Figures in **bold** denote imports recorded by importing country. Figures in *italics* denote exports recorded by exporting country.

Notes about importers

** The USA reported 545,218 m^3 of tropical plywood imports to COMTRADE for the year 2017.
** The United Kingdom reported 442,857 m^3 of tropical plywood imports to COMTRADE for the year 2017.
*** The Philippines reported 35,149 m^3 of tropical plywood imports to COMTRADE for the year 2017.

Notes about exporters

+ Malaysia reported 2,181,622 m^3 of tropical plywood exports to COMTRADE for the year 2017.
++ Viet Nam reported 223,609 m^3 of tropical plywood exports to COMTRADE for the year 2017.
+++ Spain reported 109,742 m^3 of tropical plywood exports to COMTRADE for the year 2017.
++++ Thailand did not report any data in COMTRADE for the year 2017.

APPENDIX 3

Major Tropical Species Traded in 2015, 2016 and 2017

Table 3-1-a. Log Imports **148**

Table 3-1-b. Sawnwood Imports **152**

Table 3-1-c. Veneer Imports **160**

Table 3-1-d. Plywood Imports **164**

Table 3-2-a. Log Exports **167**

Table 3-2-b. Sawnwood Exports **173**

Table 3-2-c. Veneer Exports **181**

Table 3-2-d. Plywood Exports **184**

Explanatory Note **187**

N.B. Export values/prices are FOB; import values are CIF, unless otherwise stated.

Table 3-1-a. Major Tropical Log Species Imported by ITTO Members

Country	Year	Latin Name or HS Code	Pilot Name/Local Name	Volume 1000 m³	Avg. Price $/m³
CONSUMERS					
Asia-Pacific					
Japan	2015	*Shorea* spp.	dark red meranti	69	329
Japan	2015	*Dipterocarpus* spp.	keruing	80	352
Japan	2015	*Parashorea* spp.	white seraya		
Japan	2015	*Aucoumea klaineana*	okoumé	2	711
Japan	2015	*Tectona grandis*	teak	0 R	2262
Japan	2016	*Shorea* spp.	dark red meranti	65	314
Japan	2016	*Dipterocarpus* spp.	keruing	79	336
Japan	2016	*Parashorea* spp.	white seraya		
Japan	2016	*Aucoumea klaineana*	okoumé	2	604
Japan	2017	*Shorea* spp.	dark red meranti	47	295
Japan	2017	*Dipterocarpus* spp.	keruing	47	340
Japan	2017	*Parashorea* spp.	white seraya		
Japan	2017	*Aucoumea klaineana*	okoumé	2	635
Korea, Rep. of	2015	*Shorea* spp.	dark red meranti		
Korea, Rep. of	2015	*Shorea* spp.	light red meranti	4	204
Korea, Rep. of	2015	*Shorea rugosa*	meranti bakau		
Korea, Rep. of	2015	*Shorea albida*	alan		
Korea, Rep. of	2015	*Parashorea* spp., *Pentacme* spp.	white lauan		
Korea, Rep. of	2015	*Shorea* spp.	white meranti	0 R	276
Korea, Rep. of	2015	*Parashorea* spp.	white seraya		
Korea, Rep. of	2015	*Shorea* spp.	yellow meranti		
Korea, Rep. of	2015	*Dryobalanops* spp.	kapur		
Korea, Rep. of	2015	*Dipterocarpus* spp.	keruing	3	360
Korea, Rep. of	2015	*Gonystylus* spp.	ramin		
Korea, Rep. of	2015	*Tectona grandis*	teak		
Korea, Rep. of	2015	*Khaya* spp.	acajou d'Afrique		
Korea, Rep. of	2015	*Chlorophora* spp.	iroko		
Korea, Rep. of	2015	*Tieghella heckelii*	makore		
Korea, Rep. of	2015	*Triplochyton scleroxylon*	obéché	1	669
Korea, Rep. of	2015	*Aucoumea klaineana*	okoumé		
Korea, Rep. of	2015	*Entandrophragma cylindricum*	sapelli		
Korea, Rep. of	2015	*Entandrophragma utile*	sipo		
Korea, Rep. of	2015	*Ochroma lagopus*	balsa	0 R	673
Korea, Rep. of	2015	*Swietenia* spp.	mahogany		
Korea, Rep. of	2016	*Shorea* spp.	dark red meranti		
Korea, Rep. of	2016	*Shorea* spp.	light red meranti	5	274
Korea, Rep. of	2016	*Shorea rugosa*	meranti bakau		
Korea, Rep. of	2016	*Shorea albida*	alan		
Korea, Rep. of	2016	*Parashorea* spp., *Pentacme* spp.	white lauan		
Korea, Rep. of	2016	*Shorea* spp.	white meranti	1	212
Korea, Rep. of	2016	*Parashorea* spp.	white seraya		
Korea, Rep. of	2016	*Shorea* spp.	yellow meranti		
Korea, Rep. of	2016	*Dyera costulata*	jelutong		
Korea, Rep. of	2016	*Dactylocladus stenostachys*	jongkong		
Korea, Rep. of	2016	*Dryobalanops* spp.	kapur		
Korea, Rep. of	2016	*Koompassia malaccensis*	kempas	3	354
Korea, Rep. of	2016	*Dipterocarpus* spp.	keruing		
Korea, Rep. of	2016	*Intsia* spp.	merbau		
Korea, Rep. of	2016	*Gonystylus* spp.	ramin		
Korea, Rep. of	2016	*Tectona grandis*	teak		
Korea, Rep. of	2016	*Khaya* spp.	acajou d'Afrique		
Korea, Rep. of	2016	*Chlorophora* spp.	iroko		
Korea, Rep. of	2016	*Tieghella heckelii*	makore		
Korea, Rep. of	2016	*Triplochyton scleroxylon*	obéché		
Korea, Rep. of	2016	*Aucoumea klaineana*	okoumé	1	510
Korea, Rep. of	2016	*Entandrophragma cylindricum*	sapelli		
Korea, Rep. of	2016	*Entandrophragma utile*	sipo		
Korea, Rep. of	2014	*Entandrophragma cylindricum*	sapelli		
Korea, Rep. of	2014	*Entandrophragma utile*	sipo		

Table 3-1-a. Major Tropical Log Species Imported by ITTO Members

Country	Year	Latin Name or HS Code	Pilot Name/Local Name	Volume 1000 m³	Avg. Price $/m³
Korea, Rep. of	2017	*Shorea* spp.	dark red meranti		
Korea, Rep. of	2017	*Shorea* spp.	light red meranti	3	301
Korea, Rep. of	2017	*Shorea rugosa*	meranti bakau		
Korea, Rep. of	2017	*Shorea albida*	alan		
Korea, Rep. of	2017	*Parashorea* spp., *Pentacme* spp.	white lauan		
Korea, Rep. of	2017	*Shorea* spp.	white meranti	1	297
Korea, Rep. of	2017	*Parashorea* spp.	white seraya		
Korea, Rep. of	2017	*Shorea* spp.	yellow meranti		
Korea, Rep. of	2017	*Dyera costulata*	jelutong		
Korea, Rep. of	2017	*Dactylocladus stenostachys*	jongkong		
Korea, Rep. of	2017	*Dryobalanops* spp.	kapur		
Korea, Rep. of	2017	*Koompassia malaccensis*	kempas		
Korea, Rep. of	2017	*Dipterocarpus* spp.	keruing	4	33
Korea, Rep. of	2017	*Intsia* spp.	merbau		
Korea, Rep. of	2017	*Gonystylus* spp.	ramin		
Korea, Rep. of	2017	*Tectona grandis*	teak		
Korea, Rep. of	2017	*Khaya* spp.	acajou d'Afrique		
Korea, Rep. of	2017	*Chlorophora* spp.	iroko		
Korea, Rep. of	2017	*Tieghella heckelii*	makore		
Korea, Rep. of	2017	*Triplochyton scleroxylon*	obéché	0 R	736
Korea, Rep. of	2017	*Aucoumea klaineana*	okoumé		
Korea, Rep. of	2017	*Entandrophragma cylindricum*	sapelli		
Korea, Rep. of	2017	*Entandrophragma utile*	sipo		
Korea, Rep. of	2017	*Ochroma lagopus*	balsa	0 R	422
Korea, Rep. of	2017	*Swietenia* spp.	mahogany		
New Zealand	2015	44.03.49.00.17	(see accompanying notes)	0 R	1378
New Zealand	2015	44.03.49.00.49		0 R	796
New Zealand	2016	44.03.49.00.17	(see accompanying notes)	0 R	1407
New Zealand	2016	44.03.49.00.33		0 R	594
EU					
Cyprus	2015	*Aucoumea klaineana*	okoumé	0 R	924
Cyprus	2015	*Entandrophragma utile*	sipo		
Cyprus	2016	*Aucoumea klaineana*	okoumé	0 R	981
Cyprus	2016	*Entandrophragma utile*	sipo		
Czech Rep.	2015	44.03.41	(see accompanying notes)	0 RI	813
Czech Rep.	2015	44.03.49.10		1	586
Czech Rep.	2015	44.03.49.35		0 R	1595
Czech Rep.	2015	44.03.49.95		0 R	1174
Czech Rep.	2015	44.03.99.30		0 R	577
Czech Rep.	2016	*Shorea* spp.	dark red meranti		
Czech Rep.	2016	*Shorea* spp.	light red meranti	2	640
Czech Rep.	2016	*Shorea rugosa*	meranti bakau		
Czech Rep.	2017	*Khaya* spp.	acajou d'Afrique		
Czech Rep.	2017	*Chlorophora* spp.	iroko	1	607
Czech Rep.	2017	*Entandrophragma cylindricum*	sapelli		
France	2015	*Shorea* spp.	dark red meranti		
France	2015	*Shorea* spp.	light red meranti	0 R	4683
France	2015	*Shorea rugosa*	meranti bakau		
France	2015	*Khaya* spp.	acajou d'Afrique		
France	2015	*Chlorophora* spp.	iroko	21	455
France	2015	*Entandrophragma cylindricum*	sapelli		
France	2015	*Aucoumea klaineana*	okoumé	21	383
France	2015	*Entandrophragma utile*	sipo		
France	2016	*Shorea* spp.	dark red meranti		
France	2016	*Shorea* spp.	light red meranti	0 R	1359
France	2016	*Shorea rugosa*	meranti bakau		
France	2016	*Khaya* spp.	acajou d'Afrique		
France	2016	*Chlorophora* spp.	iroko	13	483
France	2016	*Entandrophragma cylindricum*	sapelli		
France	2016	*Aucoumea klaineana*	okoumé	22	391
France	2016	*Entandrophragma utile*	sipo		

Table 3-1-a. Major Tropical Log Species Imported by ITTO Members

Country	Year	Latin Name or HS Code	Pilot Name/Local Name	Volume 1000 m³	Avg. Price $/m³
France	2017	*Shorea* spp.	dark red meranti		
France	2017	*Shorea* spp.	light red meranti	0 R	316
France	2017	*Shorea rugosa*	meranti bakau		
France	2017	*Khaya* spp.	acajou d'Afrique		
France	2017	*Chlorophora* spp.	iroko	10	496
France	2017	*Entandrophragma cylindricum*	sapelli		
France	2017	*Aucoumea klaineana*	okoumé	15	409
France	2017	*Entandrophragma utile*	sipo		
Germany	2015	44.03.49.10	(see accompanying notes)	3	530
Germany	2015	44.03.49.35		1	551
Germany	2015	44.03.49.95		4	468
Germany	2016	44.03.49.10	(see accompanying notes)	4	549
Germany	2016	44.03.49.35		2	598
Germany	2016	44.03.49.95		4	645
Latvia	2015	*Shorea* spp.	dark red meranti		
Latvia	2015	*Shorea* spp.	light red meranti	0 R	844
Latvia	2015	*Shorea rugosa*	meranti bakau		
Malta	2015	*Khaya* spp.	acajou d'Afrique		
Malta	2015	*Chlorophora* spp.	iroko	0 RI	990
Malta	2015	*Entandrophragma cylindricum*	sapelli		
Malta	2017	*Entandrophragma cylindricum*	sapelli	0 R	770
Poland	2015	44.03.41	(see accompanying notes)	1	699
Poland	2015	44.03.49.95		1	549
Poland	2016	44.03.41	(see accompanying notes)	1	923
Poland	2016	44.03.49		0 R	607
Poland	2017	44.03.41	(see accompanying notes)	1	722
Poland	2017	44.03.49		0 R	112
Slovenia	2015	44.03.49.10	(see accompanying notes)	0 R	911
Slovenia	2015	44.03.49.95		1	941
Slovenia	2016	44.03.49.10	(see accompanying notes)	0 R	1191
Slovenia	2016	44.03.49.35		0 R	820
Slovenia	2016	44.03.49.95		1	1120
Slovenia	2017	44.03.49.10	(see accompanying notes)	0 R	1085
Slovenia	2017	44.03.49.35		0 R	768
Slovenia	2017	44.03.49.85		1	892
Europe Non-EU					
Norway	2015	44.03.49	(see accompanying notes)	0 R	308
Norway	2016	44.03.49	(see accompanying notes)	0 R	356
PRODUCERS					
Africa					
Mali	2015	*Eucalytus camaldulensus*	eucalyptus	1 I	88
Mali	2015	*Tectona grandis*	teak	0 RI	1830
Mali	2016	*Eucalytus camaldulensus*	eucalyptus	0 RI	162
Mali	2016	*Borassus aethiopium*	borassus	0 RI	88
Mali	2017	*Eucalytus camaldulensus*	eucalyptus	0 RI	108
Mali	2017	*Borassus aethiopium*	borassus	0 RI	33
Asia-Pacific					
Malaysia	2016	*Shorea* spp.	balau	0 R	146
Malaysia	2016	*Eucalyptus pilularis*	blackbutt	0 R	306
Malaysia	2016	*Eucalyptus saligna*	blue gum	0 R	314
Malaysia	2016	*Lophostemon confertus*	brushbox	0 R	317
Malaysia	2016	*Eucalyptus marginata*	jarrah	0 R	327
Malaysia	2016	*Flindersia bourjotiana*	silver ash	0 R	314
Malaysia	2016	*Eucalyptus maculata*	spotted gum	0 R	303
Malaysia	2016	*Eucalyptus microcorys*	tallowood	0 R	308
Malaysia	2016	*Eucalyptus obliqua*	tasmanian oak	0 R	332

Table 3-1-a. Major Tropical Log Species Imported by ITTO Members

Country	Year	Latin Name or HS Code	Pilot Name/Local Name	Volume 1000 m³	Avg. Price $/m³
Malaysia	2017	*Casuarina equisetifolia*	Australia pine	0 R	203
Malaysia	2017	*Eucalyptus pilularis*	blackbutt	0 R	300
Malaysia	2017	*Eucalyptus saligna*	blue gum	0 R	297
Malaysia	2017	*Eucalyptus marginata*	jarrah	0 R	302
Malaysia	2017	*Eucalyptus calophylla*	marri	0 R	301
Malaysia	2017	*Eucalyptus maculata*	spotted gum	0 R	280
Malaysia	2017	*Eucalyptus obliqua*	tasmanian oak	0 R	308
Latin America					
Mexico	2015	*Shorea albida*	alan		
Mexico	2015	*Dyera costulata*	jelutong		
Mexico	2015	*Dactylocladus stenostachys*	jongkong		
Mexico	2015	*Dryobalanops* spp.	kapur		
Mexico	2015	*Koompassia malaccensis*	kempas		
Mexico	2015	*Dipterocarpus* spp.	keruing		
Mexico	2015	*Intsia* spp.	merbau	0 RI	313
Mexico	2015	*Gonystylus* spp.	ramin		
Mexico	2015	*Tectona grandis*	teak		
Mexico	2015	*Parashorea* spp., *Pentacme* spp.	white lauan		
Mexico	2015	*Shorea* spp.	white meranti		
Mexico	2015	*Parashorea* spp.	white seraya		
Mexico	2015	*Shorea* spp.	yellow meranti		
Mexico	2016	*Shorea albida*	alan		
Mexico	2016	*Dyera costulata*	jelutong		
Mexico	2016	*Dactylocladus stenostachys*	jongkong		
Mexico	2016	*Dryobalanops* spp.	kapur		
Mexico	2016	*Koompassia malaccensis*	kempas		
Mexico	2016	*Dipterocarpus* spp.	keruing		
Mexico	2016	*Intsia* spp.	merbau	0 RI	364
Mexico	2016	*Gonystylus* spp.	ramin		
Mexico	2016	*Tectona grandis*	teak		
Mexico	2016	*Parashorea* spp., *Pentacme* spp.	white lauan		
Mexico	2016	*Shorea* spp.	white meranti		
Mexico	2016	*Parashorea* spp.	white seraya		
Mexico	2016	*Shorea* spp.	yellow meranti		

Table 3-1-b. Major Tropical Sawnwood Species Imported by ITTO Members

Country	Year	Latin Name or HS Code	Pilot Name/Local Name	Volume 1000 m³	Avg. Price $/m³
CONSUMERS					
Asia-Pacific					
Australia	2016	*Swietenia* spp.	mahogany	0 R	987
Australia	2016	*Ochroma lagopus*	balsa		
Australia	2016	*Phoebe porosa*	imbuia	1	491
Australia	2016	*Dialianthera* spp.	virola		
Australia	2016	*Shorea* spp.	dark red meranti		
Australia	2016	*Shorea* spp.	light red meranti	11	783
Australia	2016	*Shorea rugosa*	meranti bakau		
Australia	2016	*Shorea albida*	alan		
Australia	2016	*Parashorea* spp., *Pentacme* spp.	white lauan		
Australia	2016	*Shorea* spp.	white meranti	0 R	1574
Australia	2016	*Parashorea* spp.	white seraya		
Australia	2016	*Shorea* spp.	yellow meranti		
Australia	2016	*Entandrophragma cylindricum*	sapelli	0 R	1436
Australia	2016	*Milicia* spp.	iroko	0 R	1661
Australia	2016	*Intsia* spp.	merbau	2	1533
Australia	2016	*Dipterocarpus* spp.	keruing	3	1248
Australia	2016	*Intsia* spp.	merbau		
Australia	2017	*Swietenia* spp.	mahogany	0 R	873
Australia	2017	*Ochroma lagopus*	balsa		
Australia	2017	*Phoebe porosa*	imbuia	1	420
Australia	2017	*Dialianthera* spp.	virola		
Australia	2017	*Shorea* spp.	dark red meranti		
Australia	2017	*Shorea* spp.	light red meranti	11	785
Australia	2017	*Shorea rugosa*	meranti bakau		
Australia	2017	*Shorea albida*	alan		
Australia	2017	*Parashorea* spp., *Pentacme* spp.	white lauan		
Australia	2017	*Shorea* spp.	white meranti	0 R	1019
Australia	2017	*Parashorea* spp.	white seraya		
Australia	2017	*Shorea* spp.	yellow meranti		
Australia	2017	*Entandrophragma cylindricum*	sapelli	0 R	1189
Australia	2017	*Milicia* spp.	iroko	0 R	1554
Australia	2017	*Intsia* spp.	merbau	4	1442
Australia	2017	*Dipterocarpus* spp.	keruing	1	1158
Australia	2017	*Intsia* spp.	merbau		
Japan	2015	*Dipterocarpus* spp.	keruing	8	975
Japan	2015	*Parashorea* spp., *Pentacme* spp.	white lauan		
Japan	2015	*Shorea* spp.	dark red meranti	2	987
Japan	2015	*Gonystylus* spp.	ramin	0 R	872
Japan	2015	*Tectona grandis*	teak	0 R	3835
Japan	2015	*Swietenia* spp.	mahogany	1	937
Japan	2015	*Dialianthera* spp.	virola		
Japan	2016	*Dipterocarpus* spp.	keruing	5	967
Japan	2016	*Parashorea* spp., *Pentacme* spp.	white lauan		
Japan	2016	*Shorea* spp.	dark red meranti	1	688
Japan	2016	*Gonystylus* spp.	ramin	1	566
Japan	2017	*Dipterocarpus* spp.	keruing	5	824
Japan	2017	*Parashorea* spp., *Pentacme* spp.	white lauan		
Japan	2017	*Shorea* spp.	dark red meranti	1	907
Korea, Rep. of	2015	*Swietenia* spp.	mahogany	0 R	1118
Korea, Rep. of	2015	*Shorea* spp.	dark red meranti		
Korea, Rep. of	2015	*Shorea* spp.	light red meranti	7	332
Korea, Rep. of	2015	*Shorea rugosa*	meranti bakau		

Table 3-1-b. Major Tropical Sawnwood Species Imported by ITTO Members

Country	Year	Latin Name or HS Code	Pilot Name/Local Name	Volume 1000 m³	Avg. Price $/m³
Korea, Rep. of	2015	*Shorea albida*	alan		
Korea, Rep. of	2015	*Parashorea* spp., *Pentacme* spp.	white lauan		
Korea, Rep. of	2015	*Shorea* spp.	white meranti	2	1280
Korea, Rep. of	2015	*Parashorea* spp.	white seraya		
Korea, Rep. of	2015	*Shorea* spp.	yellow meranti		
Korea, Rep. of	2015	*Chlorophora* spp.	iroko	0 R	694
Korea, Rep. of	2015	*Entandrophragma cylindricum*	sapelli	0 R	1250
Korea, Rep. of	2015	*Dactylocladus stenostachys*	jonkong		
Korea, Rep. of	2015	*Dryobalanops* spp.	kapur	0 R	689
Korea, Rep. of	2015	*Dipterocarpus* spp.	keruing		
Korea, Rep. of	2015	*Gonystylus* spp.	ramin		
Korea, Rep. of	2015	*Tectona grandis*	teak	0 R	2537
Korea, Rep. of	2015	*Khaya* spp.	acajou d'Afrique		
Korea, Rep. of	2015	*Chlorophora* spp.	iroko		
Korea, Rep. of	2015	*Tieghella heckelii*	makore		
Korea, Rep. of	2015	*Triplochyton scleroxylon*	obéché	1	282
Korea, Rep. of	2015	*Aucoumea klaineana*	okoumé		
Korea, Rep. of	2015	*Entandrophragma cylindricum*	sapelli		
Korea, Rep. of	2015	*Entandrophragma utile*	sipo		
Korea, Rep. of	2016	*Shorea* spp.	dark red meranti		
Korea, Rep. of	2016	*Shorea* spp.	light red meranti	4	462
Korea, Rep. of	2016	*Shorea rugosa*	meranti bakau		
Korea, Rep. of	2016	*Shorea albida*	alan		
Korea, Rep. of	2016	*Parashorea* spp., *Pentacme* spp.	white lauan		
Korea, Rep. of	2016	*Shorea* spp.	white meranti	1	1661
Korea, Rep. of	2016	*Parashorea* spp.	white seraya		
Korea, Rep. of	2016	*Shorea* spp.	yellow meranti		
Korea, Rep. of	2016	*Khaya* spp.	acajou d'Afrique		
Korea, Rep. of	2016	*Chlorophora* spp.	iroko		
Korea, Rep. of	2016	*Tieghella heckelii*	makore		
Korea, Rep. of	2016	*Triplochyton scleroxylon*	obéché	1	219
Korea, Rep. of	2016	*Aucoumea klaineana*	okoumé		
Korea, Rep. of	2016	*Entandrophragma cylindricum*	sapelli		
Korea, Rep. of	2016	*Entandrophragma utile*	sipo		
Korea, Rep. of	2017	*Swietenia* spp.	mahogany	0 R	1548
Korea, Rep. of	2017	*Ochroma lagopus*	balsa		
Korea, Rep. of	2017	*Phoebe porosa*	imbuia	0 R	5817
Korea, Rep. of	2017	*Dialianthera* spp.	virola		
Korea, Rep. of	2017	*Shorea* spp.	dark red meranti		
Korea, Rep. of	2017	*Shorea* spp.	light red meranti	4	503
Korea, Rep. of	2017	*Shorea rugosa*	meranti bakau		
Korea, Rep. of	2017	*Shorea albida*	alan		
Korea, Rep. of	2017	*Parashorea* spp., *Pentacme* spp.	white lauan		
Korea, Rep. of	2017	*Shorea* spp.	white meranti	0 R	1543
Korea, Rep. of	2017	*Parashorea* spp.	white seraya		
Korea, Rep. of	2017	*Shorea* spp.	yellow meranti		
Korea, Rep. of	2017	*Entandrophragma cylindricum*	sapelli	0 R	1048
Korea, Rep. of	2017	*Dyera costulata*	jelutong		
Korea, Rep. of	2017	*Dactylocladus stenostachys*	jonkong		
Korea, Rep. of	2017	*Dryobalanops* spp.	kapur		
Korea, Rep. of	2017	*Koompassia malaccensis*	kempas	0 R	1219
Korea, Rep. of	2017	*Dipterocarpus* spp.	keruing		
Korea, Rep. of	2017	*Intsia* spp.	merbau		
Korea, Rep. of	2017	*Gonystylus* spp.	ramin		
Korea, Rep. of	2017	*Tectona grandis*	teak	0 R	4159
Korea, Rep. of	2017	*Khaya* spp.	acajou d'Afrique		
Korea, Rep. of	2017	*Chlorophora* spp.	iroko		
Korea, Rep. of	2017	*Tieghella heckelii*	makore		
Korea, Rep. of	2017	*Triplochyton scleroxylon*	obéché	2	722
Korea, Rep. of	2017	*Aucoumea klaineana*	okoumé		
Korea, Rep. of	2017	*Entandrophragma cylindricum*	sapelli		
Korea, Rep. of	2017	*Entandrophragma utile*	sipo		

Table 3-1-b. Major Tropical Sawnwood Species Imported by ITTO Members

Country	Year	Latin Name or HS Code	Pilot Name/Local Name	Volume 1000 m³	Avg. Price $/m³
New Zealand	2015	44.07.21.12.10	(see accompanying notes)	0 RI	487
New Zealand	2015	44.07.21.12.15		0 R	1107
New Zealand	2015	44.07.21.95.00		0 R	1151
New Zealand	2015	44.07.22.12.15		0 RI	603
New Zealand	2015	44.07.22.25.00		0 R	901
New Zealand	2015	44.07.22.95.00		0 RI	932
New Zealand	2015	44.07.27.01.10		0 R	1471
New Zealand	2015	44.07.27.01.19		0 R	1305
New Zealand	2015	44.07.28.01.10		0 R	1468
New Zealand	2015	44.07.28.19.00		0 R	1280
New Zealand	2015	44.07.29.10.10		0 R	1765
New Zealand	2015	44.07.29.10.19		0 R	1440
New Zealand	2015	44.07.29.10.27		0 R	1690
New Zealand	2015	44.07.29.10.39		0 R	968
New Zealand	2015	44.07.29.30.01		0 R	1090
New Zealand	2015	44.07.29.30.09		0 R	1471
New Zealand	2015	44.07.29.90.10		0 R	3982
New Zealand	2015	44.07.29.90.15		0 R	841
New Zealand	2015	44.07.29.90.19		2	1472
New Zealand	2015	44.07.29.90.39		1	1073
New Zealand	2016	44.07.21.12.10	(see accompanying notes)	0 R	261
New Zealand	2016	44.07.21.12.15		1	931
New Zealand	2016	44.07.21.95.00		0 R	864
New Zealand	2016	44.07.22.12.15		0 R	3984
New Zealand	2016	44.07.22.25.00		0 R	1492
New Zealand	2016	44.07.22.95.00		0 R	190
New Zealand	2016	44.07.27.01.10		0 R	1119
New Zealand	2016	44.07.27.01.19		0 R	1410
New Zealand	2016	44.07.28.01.10		0 R	1412
New Zealand	2016	44.07.28.19.00		0 R	1314
New Zealand	2016	44.07.29.10.10		0 R	1039
New Zealand	2016	44.07.29.10.19		1	1533
New Zealand	2016	44.07.29.10.27		1	1499
New Zealand	2016	44.07.29.10.39		0 R	2072
New Zealand	2016	44.07.29.30.01		0 R	1127
New Zealand	2016	44.07.29.30.09		0 R	1354
New Zealand	2016	44.07.29.90.10		0 R	6399
New Zealand	2016	44.07.29.90.15		0 R	805
New Zealand	2016	44.07.29.90.19		3	1289
New Zealand	2016	44.07.29.90.39		2	1027
EU					
Cyprus	2015	*Shorea* spp.	dark red meranti		
Cyprus	2015	*Shorea* spp.	light red meranti	0 R	803
Cyprus	2015	*Shorea rugosa*	meranti bakau		
Cyprus	2015	*Chlorophora* spp.	iroko	1	1297
Cyprus	2015	*Parashorea* spp., *Pentacme* spp.	white lauan		
Cyprus	2015	*Shorea* spp.	white meranti	0 R	246
Cyprus	2015	*Parashorea* spp.	white seraya		
Cyprus	2015	*Shorea* spp.	yellow meranti		
Cyprus	2016	*Shorea* spp.	dark red meranti		
Cyprus	2016	*Shorea* spp.	light red meranti	0 R	768
Cyprus	2016	*Shorea rugosa*	meranti bakau		
Cyprus	2016	*Chlorophora* spp.	iroko	1	1050
Czech Rep.	2015	*Swietenia* spp.	mahogany	0 R	1023
Czech Rep.	2015	*Ochroma lagopus*	balsa		
Czech Rep.	2015	*Phoebe porosa*	imbuia	0 R	1504
Czech Rep.	2015	*Dialianthera* spp.	virola		
Czech Rep.	2015	*Shorea* spp.	dark red meranti		
Czech Rep.	2015	*Shorea* spp.	light red meranti	2	1425
Czech Rep.	2015	*Shorea rugosa*	meranti bakau		
Czech Rep.	2015	*Parashorea* spp., *Pentacme* spp.	white lauan		
Czech Rep.	2015	*Shorea* spp.	white meranti	0 R	1000
Czech Rep.	2015	*Parashorea* spp.	white seraya		
Czech Rep.	2015	*Shorea* spp.	yellow meranti		

Table 3-1-b. Major Tropical Sawnwood Species Imported by ITTO Members

Country	Year	Latin Name or HS Code	Pilot Name/Local Name	Volume 1000 m³	Avg. Price $/m³
Czech Rep.	2015	44.07.29.1/2/6/8/9	(see accompanying notes)	3	1039
Czech Rep.	2015	44.07.99/2/9		1	1137
Czech Rep.	2016	*Swietenia* spp.	mahogany	7	966
Czech Rep.	2017	*Swietenia* spp.	mahogany	5	852
Estonia	2015	*Entandrophragma cylindricum*	sapelli	0 R	980
Estonia	2016	*Entandrophragma cylindricum*	sapelli	0 R	889
Estonia	2017	*Shorea* spp.	dark red meranti	0 R	947
Estonia	2017	*Shorea* spp.	light red meranti		
Estonia	2017	*Shorea rugosa*	meranti bakau		
Finland	2016	44.07.21.91	(see accompanying notes)	0 R	1187
Finland	2016	44.07.21.99		0 R	1558
Finland	2016	44.07.22.91		0 R	706
Finland	2016	44.07.28.99		0 R	1257
Finland	2016	44.07.29.15		0 R	8064
Finland	2016	44.07.29.60		1	1104
Finland	2016	44.07.29.95		0 R	3452
France	2015	*Ochroma lagopus*	balsa	0 R	3325
France	2015	*Phoebe porosa*	imbuia		
France	2015	*Dialianthera* spp.	virola		
France	2015	*Parashorea* spp., *Pentacme* spp.	dark red meranti	8	1012
France	2015	*Shorea* spp.	light red meranti		
France	2015	*Parashorea* spp.	meranti bakau		
France	2015	*Parashorea* spp., *Pentacme* spp.	white lauan	0 R	1434
France	2015	*Shorea* spp.	white meranti		
France	2015	*Parashorea* spp.	white seraya		
France	2015	*Shorea* spp.	yellow meranti		
France	2015	*Chlorophora* spp.	iroko	5	625
France	2015	*Swietenia* spp.	mahogany	16	400
France	2015	*Entandrophragma cylindricum*	sapelli	12	665
France	2016	*Ochroma lagopus*	balsa	0 R	4272
France	2016	*Phoebe porosa*	imbuia		
France	2016	*Dialianthera* spp.	virola		
France	2016	*Parashorea* spp., *Pentacme* spp.	dark red meranti	7	909
France	2016	*Shorea* spp.	light red meranti		
France	2016	*Parashorea* spp.	meranti bakau		
France	2016	*Parashorea* spp., *Pentacme* spp.	white lauan	0 R	725
France	2016	*Shorea* spp.	white meranti		
France	2016	*Parashorea* spp.	white seraya		
France	2016	*Shorea* spp.	yellow meranti		
France	2016	*Swietenia* spp.	mahogany	13	421
France	2017	*Ochroma lagopus*	balsa	0 R	4126
France	2017	*Phoebe porosa*	imbuia		
France	2017	*Dialianthera* spp.	virola		
France	2017	*Parashorea* spp., *Pentacme* spp.	dark red meranti	6	904
France	2017	*Shorea* spp.	light red meranti		
France	2017	*Parashorea* spp.	meranti bakau		
France	2017	*Parashorea* spp., *Pentacme* spp.	white lauan	0 R	1180
France	2017	*Shorea* spp.	white meranti		
France	2017	*Parashorea* spp.	white seraya		
France	2017	*Shorea* spp.	yellow meranti		
France	2017	*Swietenia* spp.	mahogany	2	663

Table 3-1-b. Major Tropical Sawnwood Species Imported by ITTO Members

Country	Year	Latin Name or HS Code	Pilot Name/Local Name	Volume 1000 m³	Avg. Price $/m³
Germany	2015	44.07.21.99	(see accompanying notes)	0 R	792
Germany	2015	44.07.22.10		6	939
Germany	2015	44.07.22.91		1	727
Germany	2015	44.07.22.99		2	961
Germany	2015	44.07.25.10		0 R	970
Germany	2015	44.07.25.30		0 R	1634
Germany	2015	44.07.25.90		20	759
Germany	2015	44.07.26.90		0 R	598
Germany	2015	44.07.27.99		9	844
Germany	2015	44.07.28.99		3	872
Germany	2015	44.07.29.15		1	556
Germany	2015	44.07.29.25		2	722
Germany	2015	44.07.29.45		0 R	33696
Germany	2015	44.07.29.60		38	799
Germany	2015	44.07.29.83		1	1375
Germany	2015	44.07.29.95		11	836
Germany	2016	44.07.21.10	(see accompanying notes)	0 R	1581
Germany	2016	44.07.21.99		0 R	2008
Germany	2016	44.07.22.10		1	1078
Germany	2016	44.07.22.91		0 R	645
Germany	2016	44.07.22.99		2	874
Germany	2016	44.07.25.10		0 R	922
Germany	2016	44.07.25.30		0 R	1527
Germany	2016	44.07.25.90		18	696
Germany	2016	44.07.26.90		0 R	560
Germany	2016	44.07.27.91		0 R	738
Germany	2016	44.07.27.99		11	820
Germany	2016	44.07.28.99		3	896
Germany	2016	44.07.29.15		1	557
Germany	2016	44.07.29.25		1	807
Germany	2016	44.07.29.60		34	893
Germany	2016	44.07.29.83		1	1526
Germany	2016	44.07.29.95		5	746
Latvia	2015	*Parashorea* spp., *Pentacme* spp.	dark red meranti		
Latvia	2015	*Shorea* spp.	light red meranti	0 R	960
Latvia	2015	*Parashorea* spp.	meranti bakau		
Latvia	2015	*Entandrophragma cylindricum*	sapelli	0 R	1469
Malta	2015	*Mitragyna* spp.	abura	0 R	716
Malta	2015	*Chlorophora* spp.	iroko	0 R	944
Malta	2015	*Dipterocarpus* spp.	keruing	0 R	897
Malta	2015	*Swietenia* spp.	mahogany	0 R	405
Malta	2015	*Shorea* spp.	meranti	0 R	612
Malta	2016	*Mitragyna* spp.	abura	0 R	613
Malta	2016	*Chlorophora* spp.	iroko	1	926
Malta	2016	*Dipterocarpus* spp.	keruing	0 R	726
Malta	2016	*Swietenia* spp.	mahogany	0 R	354
Malta	2016	*Dalbergia spruceana*	palissandre de Rio	0 R	228
Malta	2016	*Shorea* spp.	red meranti	0 R	474
Malta	2017	*Mitragyna* spp.	abura	1	764
Malta	2017	*Chlorophora* spp.	iroko	1	1019
Malta	2017	*Swietenia* spp.	mahogany	0 R	675
Malta	2017	*Entandrophragma cylindricum*	sapelli	0 R	936
Malta	2017	*Parashorea* spp.	white lauan	0 R	1122
Poland	2015	44.07.22.10	(see accompanying notes)	1	4221
Poland	2015	44.07.22.90		1	3974
Poland	2015	44.07.25.90		5	1249
Poland	2015	44.07.27.99		1	1001
Poland	2015	44.07.29.15		2	1408
Poland	2015	44.07.29.95		1	734
Poland	2015	44.07.99.96		1	773

Table 3-1-b. Major Tropical Sawnwood Species Imported by ITTO Members

Country	Year	Latin Name or HS Code	Pilot Name/Local Name	Volume 1000 m³	Avg. Price $/m³
Poland	2016	44.07.21	(see accompanying notes)	0 RI	578
Poland	2016	44.07.22		2	178
Poland	2016	44.07.25		6	132
Poland	2016	44.07.26		0 R	1394
Poland	2016	44.07.27		1	8008
Poland	2016	44.07.28		0 RI	17876
Poland	2016	44.07.29		4 I	225
Poland	2016	44.07.99.96		6	247
Poland	2017	44.07.22	(see accompanying notes)	3	4338
Poland	2017	44.07.25		7	1241
Poland	2017	44.07.26		0 R	1476
Poland	2017	44.07.27		1	714
Poland	2017	44.07.28		0 R	1152
Poland	2017	44.07.29		5	1587
Slovenia	2015	44.07.21.10	(see accompanying notes)	0 R	549
Slovenia	2015	44.07.21.99		0 R	1025
Slovenia	2015	44.07.22.10		0 R	8371
Slovenia	2015	44.07.22.91		0 R	6238
Slovenia	2015	44.07.22.99		0 R	3935
Slovenia	2015	44.07.25.90		0 R	1146
Slovenia	2015	44.07.27.99		0 R	981
Slovenia	2015	44.07.28.91		0 R	1460
Slovenia	2015	44.07.28.99		0 R	677
Slovenia	2015	44.07.29.15		0 R	3819
Slovenia	2015	44.07.29.20		0 R	944
Slovenia	2015	44.07.29.60		0 R	2878
Slovenia	2015	44.07.29.83		0 R	787
Slovenia	2015	44.07.29.95		1	2297
Slovenia	2015	44.07.96.99		1	1029
Slovenia	2016	44.07.21.99	(see accompanying notes)	0 R	1152
Slovenia	2016	44.07.22.10		0 R	9626
Slovenia	2016	44.07.22.91		0 R	9236
Slovenia	2016	44.07.22.99		0 R	4678
Slovenia	2016	44.07.25.10		0 R	1165
Slovenia	2016	44.07.25.30		0 R	982
Slovenia	2016	44.07.25.90		0 R	1123
Slovenia	2016	44.07.27.99		0 R	2492
Slovenia	2016	44.07.28.99		0 R	559
Slovenia	2016	44.07.29.15		0 R	3660
Slovenia	2016	44.07.29.25		0 R	680
Slovenia	2016	44.07.29.60		0 R	2495
Slovenia	2016	44.07.29.83		0 R	938
Slovenia	2016	44.07.29.95		0 R	910
Slovenia	2016	44.07.99.96		1	850
Slovenia	2017	44.07.21.10	(see accompanying notes)	0 R	1486
Slovenia	2017	44.07.21.91		0 R	4274
Slovenia	2017	44.07.21.99		0 R	986
Slovenia	2017	44.07.22.10		0 R	9591
Slovenia	2017	44.07.22.91		0 R	2781
Slovenia	2017	44.07.22.99		0 R	4288
Slovenia	2017	44.07.25.90		0 R	1242
Slovenia	2017	44.07.27.99		0 R	3873
Slovenia	2017	44.07.28.99		0 R	934
Slovenia	2017	44.07.29.15		0 R	1702
Slovenia	2017	44.07.29.20		0 R	1734
Slovenia	2017	44.07.29.83		0 R	1760
Slovenia	2017	44.07.29.95		0 R	1739
Slovenia	2017	44.07.29.96		1	884
Slovenia	2017	44.07.29.97		0 R	3287
Slovenia	2017	44.07.29.98		0 R	1206
Europe Non-EU					
Norway	2015	44.07.21	(see accompanying notes)	0 R	686
Norway	2015	44.07.22		0 RI	867
Norway	2015	44.07.25		0 R	842
Norway	2015	44.07.29		1	1661

Table 3-1-b. Major Tropical Sawnwood Species Imported by ITTO Members

Country	Year	Latin Name or HS Code	Pilot Name/Local Name	Volume 1000 m³	Avg. Price $/m³
Norway	2016	44.07.21	(see accompanying notes)	0 R	1053
Norway	2016	44.07.22		0 R	109
Norway	2016	44.07.25		0 R	905
Norway	2016	44.07.28		0 RI	345
Norway	2016	44.07.29		1	2329
PRODUCERS					
Africa					
Mali	2015	*Khaya senegalensis*	khaya	0 RI	369
Mali	2015	*Pterocarpus erinaceus*	vène	0 RI	351
Mali	2016	*Khaya senegalensis*	khaya	1	601
Mali	2016	*Pterocarpus erinaceus*	vène	0 R	450
Mali	2017	*Khaya senegalensis*	khaya	0 R	116
Mali	2017	*Pterocarpus erinaceus*	vène	0 R	1552
Asia-Pacific					
Malaysia	2015	*Shorea* spp.	dark red meranti		
Malaysia	2015	*Shorea* spp.	light red meranti	1	287
Malaysia	2015	*Shorea* spp.	meranti bakau		
Malaysia	2015	*Eucalyptus* spp.	eucalyptus	1	852
Malaysia	2015	*Chlorophora* spp.	iroko	0 R	699
Malaysia	2015	*Koompassia malaccensis*	kempas	0 R	220
Malaysia	2015	*Dipterocarpus* spp.	keruing	16	312
Malaysia	2015	*Intsia bijuga*	merbau	0 R	830
Malaysia	2015	*Hevea brasiliensis*	rubberwood	11	267
Malaysia	2015	*Entandrophragma cylindricum*	sapelli	12	706
Malaysia	2016	*Shorea* spp.	dark red meranti		
Malaysia	2016	*Shorea* spp.	light red meranti	1	290
Malaysia	2016	*Shorea* spp.	meranti bakau		
Malaysia	2016	*Koompassia malaccensis*	kempas	0 R	196
Malaysia	2016	*Dipterocarpus* spp.	keruing	3	1066
Malaysia	2016	*Intsia bijuga*	merbau	0 R	591
Malaysia	2016	*Shorea albida*	alan		
Malaysia	2016	*Parashorea* spp.	white lauan		
Malaysia	2016	*Shorea* spp.	white meranti	0 R	145
Malaysia	2016	*Parashorea* spp.	white seraya		
Malaysia	2016	*Shorea* spp.	yellow meranti		
Malaysia	2016	*Fagus* spp.	beech	1	241
Malaysia	2016	*Eucalyptus* spp.	eucalyptus	0 R	477
Malaysia	2016	*Dryobalanops* spp.	kapur	1	1549
Malaysia	2016	*Eucalyptus regnans*	mountain ash	0 R	346
Malaysia	2016	*Aucoumea klaineana*	okoume	0 R	288
Malaysia	2017	*Shorea* spp.	dark red meranti		
Malaysia	2017	*Shorea* spp.	light red meranti	1	281
Malaysia	2017	*Shorea* spp.	meranti bakau		
Malaysia	2017	*Koompassia malaccensis*	kempas	0 R	229
Malaysia	2017	*Dipterocarpus* spp.	keruing	11	521
Malaysia	2017	*Intsia bijuga*	merbau	0 R	298
Malaysia	2017	*Hevea brasiliensis*	rubberwood	0 R	578
Malaysia	2017	*Shorea albida*	alan		
Malaysia	2017	*Parashorea* spp.	white lauan		
Malaysia	2017	*Shorea* spp.	white meranti	0 R	162
Malaysia	2017	*Parashorea* spp.	white seraya		
Malaysia	2017	*Shorea* spp.	yellow meranti		
Malaysia	2017	*Fagus* spp.	beech	0 R	243
Malaysia	2017	*Dryobalanops* spp.	kapur	1	1417
Malaysia	2017	*Intsia* spp.	kwila	0 R	301
Malaysia	2017	*Dalbergia nigra*	rosewood	0 R	189
Latin America					
Brazil	2015	*Ochroma lagopus*	balsa		
Brazil	2015	*Phoebe porosa*	imbuia	5	5152
Brazil	2015	*Dialianthera* spp.	virola		

Table 3-1-b. Major Tropical Sawnwood Species Imported by ITTO Members

Country	Year	Latin Name or HS Code	Pilot Name/Local Name	Volume 1000 m³	Avg. Price $/m³
Brazil	2015	*Pterogyne nitens*	amemdoim	0 R	493
Brazil	2015	*Anadenanthera* spp./ *Parapiptadenia* spp.	angico preto	0 R	110
Brazil	2015	*Peltophorum* spp.	canafístula	0 R	108
Brazil	2015	*Tabebuia* spp.	ipê	0 R	97
Brazil	2015	*Balfourodendron riedelianum*	pau marfim	1	195
Brazil	2015	*Aspidospema* spp.	peroba	0 R	91
Brazil	2016	*Ochroma lagopus*	balsa		
Brazil	2016	*Phoebe porosa*	imbuia	4	6394
Brazil	2016	*Dialianthera* spp.	virola		
Brazil	2016	*Pterogyne nitens*	amemdoim	1	108
Brazil	2016	*Anadenanthera* spp./ *Parapiptadenia* spp.	angico preto	0 R	97
Brazil	2016	*Peltophorum* spp.	canafístula	0 R	80
Brazil	2016	*Tabebuia* spp.	ipê	0 R	78
Brazil	2016	*Balfourodendron riedelianum*	pau marfim	1	213
Brazil	2016	*Aspidospema* spp.	peroba	0 R	94
Mexico	2015	*Shorea* spp.	dark red meranti		
Mexico	2015	*Chlorophora* spp.	iroko		
Mexico	2015	*Dyera costulata*	jelutong		
Mexico	2015	*Dactylocladus stenostachys*	jongkong		
Mexico	2015	*Dryobalanops* spp.	kapur		
Mexico	2015	*Dipterocarpus* spp.	keruing		
Mexico	2015	*Shorea* spp.	light red meranti	49 I	503
Mexico	2015	*Swietenia* spp.	mahogany		
Mexico	2015	*Shorea* spp.	meranti bakau		
Mexico	2015	*Intsia* spp.	merbau		
Mexico	2015	*Gonystylus* spp.	ramin		
Mexico	2015	*Entandrophragma cylindricum*	sapelli		
Mexico	2015	*Tectona grandis*	teak		
Mexico	2016	*Shorea* spp.	dark red meranti		
Mexico	2016	*Chlorophora* spp.	iroko		
Mexico	2016	*Dyera costulata*	jelutong		
Mexico	2016	*Dactylocladus stenostachys*	jongkong		
Mexico	2016	*Dryobalanops* spp.	kapur		
Mexico	2016	*Dipterocarpus* spp.	keruing		
Mexico	2016	*Shorea* spp.	light red meranti	27 I	504
Mexico	2016	*Swietenia* spp.	mahogany		
Mexico	2016	*Shorea* spp.	meranti bakau		
Mexico	2016	*Intsia* spp.	merbau		
Mexico	2016	*Gonystylus* spp.	ramin		
Mexico	2016	*Entandrophragma cylindricum*	sapelli		
Mexico	2016	*Tectona grandis*	teak		
Mexico	2017	*Shorea* spp.	dark red meranti		
Mexico	2017	*Chlorophora* spp.	iroko		
Mexico	2017	*Dyera costulata*	jelutong		
Mexico	2017	*Dactylocladus stenostachys*	jongkong		
Mexico	2017	*Dryobalanops* spp.	kapur		
Mexico	2017	*Dipterocarpus* spp.	keruing		
Mexico	2017	*Shorea* spp.	light red meranti	29 I	508
Mexico	2017	*Swietenia* spp.	mahogany		
Mexico	2017	*Shorea* spp.	meranti bakau		
Mexico	2017	*Intsia* spp.	merbau		
Mexico	2017	*Gonystylus* spp.	ramin		
Mexico	2017	*Entandrophragma cylindricum*	sapelli		
Mexico	2017	*Tectona grandis*	teak		

Table 3-1-c. Major Tropical Veneer Species Imported by ITTO Members

Country	Year	Latin Name or HS Code	Pilot Name/Local Name	Volume 1000 m³	Avg. Price $/m³
CONSUMERS					
Asia-Pacific					
Australia	2016	*Shorea* spp.	dark red meranti	0 R	622
Australia	2016	*Shorea* spp.	light red meranti		
Japan	2015	*Shorea* spp.	dark red meranti	1	877
Japan	2015	*Pterocarpus soyauxii*	padouk	0 R	10207
Japan	2015	*Tectona grandis*	teak	0 R	9624
Japan	2016	*Shorea* spp.	dark red meranti	2	987
Japan	2016	*Tectona grandis*	teak	0 R	10382
Japan	2017	*Shorea* spp.	dark red meranti	2	813
Korea, Rep. of	2015	*Tectona grandis*	teak	0 R	3596
Korea, Rep. of	2015	*Parashorea* spp., *Pentacme* spp.	white lauan	1	199
Korea, Rep. of	2015	*Khaya* spp.	acajou d'Afrique	2	427
Korea, Rep. of	2015	*Triplochyton scleroxylon*	obéché		
Korea, Rep. of	2015	*Aucoumea klaineana*	okoumé		
Korea, Rep. of	2015	*Entandrophragma cylindricum*	sapelli		
Korea, Rep. of	2015	*Entandrophragma utile*	sipo		
Korea, Rep. of	2016	*Khaya* spp.	acajou d'Afrique	2	637
Korea, Rep. of	2016	*Triplochyton scleroxylon*	obéché		
Korea, Rep. of	2016	*Aucoumea klaineana*	okoumé		
Korea, Rep. of	2016	*Entandrophragma cylindricum*	sapelli		
Korea, Rep. of	2016	*Entandrophragma utile*	sipo		
Korea, Rep. of	2017	*Shorea* spp.	dark red meranti	0 R	19158
Korea, Rep. of	2017	*Shorea* spp.	light red meranti		
Korea, Rep. of	2017	*Shorea rugosa*	meranti bakau	0 R	12728
Korea, Rep. of	2017	*Tectona grandis*	teak	0 R	4485
Korea, Rep. of	2017	*Parashorea* spp., *Pentacme* spp.	white lauan	0 R	31592
Korea, Rep. of	2017	*Khaya* spp.	acajou d'Afrique	0 R	4169
Korea, Rep. of	2017	*Triplochyton scleroxylon*	obéché		
Korea, Rep. of	2017	*Aucoumea klaineana*	okoumé		
Korea, Rep. of	2017	*Entandrophragma cylindricum*	sapelli		
Korea, Rep. of	2017	*Entandrophragma utile*	sipo		
Korea, Rep. of	2017	*Swietenia* spp.	mahogany	0 R	61110
New Zealand	2015	44.08.31.90.39	(see accompanying notes)	0 R	2793
New Zealand	2015	44.08.39.90.09		0 R	10632
New Zealand	2015	44.08.39.90.29		0 R	5235
New Zealand	2015	44.08.39.90.61		0 R	3045
New Zealand	2015	44.08.39.90.69		0 R	349
New Zealand	2015	44.08.90.08.39		0 R	13812
New Zealand	2015	44.08.90.08.41		0 R	105
New Zealand	2015	44.08.90.08.49		0 R	1535
New Zealand	2016	44.08.31.90.39	(see accompanying notes)	0 R	1659
New Zealand	2016	44.08.39.10.29		0 R	1327
New Zealand	2016	44.08.39.90.09		0 R	4282
New Zealand	2016	44.08.39.90.29		0 R	6353
New Zealand	2016	44.08.39.90.61		0 R	6416
New Zealand	2016	44.08.39.90.69		0 R	1297
EU					
Czech Rep.	2015	44.08.39.15	(see accompanying notes)	0 R	632
Czech Rep.	2015	44.08.39.31/5		1	659
Czech Rep.	2015	44.08.39.85/95		1	725
Czech Rep.	2016	*Shorea* spp.	dark red meranti	9	842
Czech Rep.	2016	*Shorea* spp.	light red meranti		
Czech Rep.	2016	*Shorea rugosa*	meranti bakau		
Czech Rep.	2017	*Shorea* spp.	dark red meranti	9	694
Czech Rep.	2017	*Shorea* spp.	light red meranti		
Czech Rep.	2017	*Shorea rugosa*	meranti bakau		

Table 3-1-c. Major Tropical Veneer Species Imported by ITTO Members

Country	Year	Latin Name or HS Code	Pilot Name/Local Name	Volume 1000 m³	Avg. Price $/m³
Estonia	2015	*Khaya* spp.	acajou d'Afrique		
Estonia	2015	*Terminalia superba*	limba		
Estonia	2015	*Swietenia* spp.	mahogany		
Estonia	2015	*Triplochiton scleroxylon*	obeche	0 R	10183
Estonia	2015	*Aucouméa klainéa*	okoumé		
Estonia	2015	*Dalbergia spruceana*	palissandre de para		
Estonia	2015	*Dalbergia spruceana*	palissandre de Rio		
Estonia	2015	*Dalbergia decipularis*	palissandre de rose		
Estonia	2016	*Khaya* spp.	acajou d'Afrique		
Estonia	2016	*Terminalia superba*	limba		
Estonia	2016	*Swietenia* spp.	mahogany		
Estonia	2016	*Triplochiton scleroxylon*	obeche	0 R	3912
Estonia	2016	*Aucouméa klainéa*	okoumé		
Estonia	2016	*Dalbergia spruceana*	palissandre de para		
Estonia	2016	*Dalbergia spruceana*	palissandre de Rio		
Estonia	2016	*Dalbergia decipularis*	palissandre de rose		
Estonia	2017	*Khaya* spp.	acajou d'Afrique		
Estonia	2017	*Terminalia superba*	limba		
Estonia	2017	*Swietenia* spp.	mahogany		
Estonia	2017	*Triplochiton scleroxylon*	obeche	0 R	5650
Estonia	2017	*Aucouméa klainéa*	okoumé		
Estonia	2017	*Dalbergia spruceana*	palissandre de para		
Estonia	2017	*Dalbergia spruceana*	palissandre de Rio		
Estonia	2017	*Dalbergia decipularis*	palissandre de rose		
Finland	2016	44.08.39.15	(see accompanying notes)	0 R	2256
Finland	2016	44.08.39.30		0 R	7863
Finland	2016	44.08.39.85		0 R	13460
Finland	2016	44.08.39.95		0 R	3098
France	2015	*Shorea* spp.	dark red meranti		
France	2015	*Shorea* spp.	light red meranti	0 R	1550
France	2015	*Shorea rugosa*	meranti bakau		
France	2015	*Khaya* spp.	acajou		
France	2015	*Terminalia superba*	limba		
France	2015	*Swietenia* spp.	mahogany		
France	2015	*Aucouméa klainéa*	okoumé	71	841
France	2015	*Dalbergia decipularis*	palissandre de rose		
France	2015	*Entandrophragma cylindricum*	sapelli		
France	2015	*Entandrophragma utile*	sipo		
France	2015	*Parashorea* spp., *Pentacme* spp.	white lauan		
France	2016	*Shorea* spp.	dark red meranti		
France	2016	*Shorea* spp.	light red meranti	0 R	1966
France	2016	*Shorea rugosa*	meranti bakau		
France	2016	*Khaya* spp.	acajou		
France	2016	*Terminalia superba*	limba		
France	2016	*Swietenia* spp.	mahogany		
France	2016	*Aucouméa klainéa*	okoumé	84	840
France	2016	*Dalbergia decipularis*	palissandre de rose		
France	2016	*Entandrophragma cylindricum*	sapelli		
France	2016	*Entandrophragma utile*	sipo		
France	2016	*Parashorea* spp., *Pentacme* spp.	white lauan		
France	2017	*Shorea* spp.	dark red meranti		
France	2017	*Shorea* spp.	light red meranti	0 R	952
France	2017	*Shorea rugosa*	meranti bakau		
France	2017	*Khaya* spp.	acajou		
France	2017	*Terminalia superba*	limba		
France	2017	*Swietenia* spp.	mahogany		
France	2017	*Aucouméa klainéa*	okoumé	70	990
France	2017	*Dalbergia decipularis*	palissandre de rose		
France	2017	*Entandrophragma cylindricum*	sapelli		
France	2017	*Entandrophragma utile*	sipo		
France	2017	*Parashorea* spp., *Pentacme* spp.	white lauan		

Table 3-1-c. Major Tropical Veneer Species Imported by ITTO Members

Country	Year	Latin Name or HS Code	Pilot Name/Local Name	Volume 1000 m³	Avg. Price $/m³
Germany	2015	44.08.31.30	(see accompanying notes)	0 R	3325
Germany	2015	44.08.39.15		0 R	1922
Germany	2015	44.08.39.30		1	2401
Germany	2015	44.08.39.55		0 R	1967
Germany	2015	44.08.39.70		1	1504
Germany	2015	44.08.39.85		1	3372
Germany	2015	44.08.39.95		11	494
Germany	2016	44.08.39.15	(see accompanying notes)	0 R	2093
Germany	2016	44.08.39.30		1	2189
Germany	2016	44.08.39.55		0 R	1965
Germany	2016	44.08.39.70		1	1451
Germany	2016	44.08.39.85		1	3931
Germany	2016	44.08.39.95		12	521
Poland	2015	44.08.39.85	(see accompanying notes)	0 R	2909
Poland	2016	44.08.31	(see accompanying notes)	0 R	1970
Poland	2016	44.08.39		0 R	3454
Poland	2017	44.08.39	(see accompanying notes)	0 R	3225
Slovenia	2015	44.08.39.15	(see accompanying notes)	0 R	6892
Slovenia	2015	44.08.39.30		0 R	2106
Slovenia	2015	44.08.39.55		0 R	2200
Slovenia	2015	44.08.39.85		0 R	4727
Slovenia	2015	44.08.39.95		0 R	8057
Slovenia	2016	44.08.39.15	(see accompanying notes)	0 R	3776
Slovenia	2016	44.08.39.30		0 R	1565
Slovenia	2016	44.08.39.55		0 R	7803
Slovenia	2016	44.08.39.85		0 R	1768
Slovenia	2016	44.08.39.95		0 R	5492
Slovenia	2017	44.08.31.30	(see accompanying notes)	0 R	36412
Slovenia	2017	44.08.39.15		0 R	2350
Slovenia	2017	44.08.39.30		0 R	6110
Slovenia	2017	44.08.39.55		0 R	11028
Slovenia	2017	44.08.39.85		0 R	3108
Slovenia	2017	44.08.39.95		0 R	5823
Europe Non-EU					
Norway	2015	44.08.31.90	(see accompanying notes)	0 RI	454
Norway	2015	44.08.39.10		0 R	433
Norway	2015	44.08.39.90		0 R	595
Norway	2016	44.08.31.10	(see accompanying notes)	0 R	514
Norway	2016	44.08.39.90		0 R	648
PRODUCERS					
Africa					
Madagascar	2015	*Symphonia* spp.	kijy	0 RI	566
Mali	2015	*Pterocarpus erinaceus*	vène	0 R	213
Mali	2016	*Eucalyptus camaldulensis*	eucalyptus	0 R	430
Mali	2016	*Bombax costatum*	kapokier	0 R	430
Mali	2016	*Pterocarpus erinaceus*	vène	0 R	431
Asia-Pacific					
Malaysia	2016	*Acacia mangium*	acacia	1	416
Malaysia	2016	*Eucalyptus* spp.	eucalyptus	1	359
Malaysia	2017	*Acacia mangium*	acacia	1	210
Malaysia	2017	*Eucalyptus* spp.	eucalyptus	1	234

Table 3-1-c. Major Tropical Veneer Species Imported by ITTO Members

Country	Year	Latin Name or HS Code	Pilot Name/Local Name	Volume 1000 m³	Avg. Price $/m³
Latin America					
Brazil	2015	*Cedrella fissilis*	cedro	0 R	204
Brazil	2015	*Balfourodendron riedelianum*	pau marfim	1	184
Brazil	2015	*Shorea* spp.	dark red meranti		
Brazil	2015	*Shorea* spp.	light red meranti	0 R	5784
Brazil	2015	*Shorea rugosa*	meranti bakau		
Brazil	2016	*Cedrella fissilis*	cedro	0 R	188
Brazil	2016	*Balfourodendron riedelianum*	pau marfim	1	114
Mexico	2015	*Shorea* spp.	dark red meranti		
Mexico	2015	*Shorea* spp.	light red meranti	3 I	329
Mexico	2015	*Shorea rugosa*	meranti bakau		
Mexico	2016	*Shorea* spp.	dark red meranti		
Mexico	2016	*Shorea* spp.	light red meranti	3 I	464
Mexico	2016	*Shorea rugosa*	meranti bakau		
Mexico	2017	*Shorea* spp.	dark red meranti		
Mexico	2017	*Shorea* spp.	light red meranti	7 I	1433
Mexico	2017	*Shorea rugosa*	meranti bakau		

Table 3-1-d. Major Tropical Plywood Species Imported by ITTO Members

Country	Year	Latin Name or HS Code	Pilot Name/Local Name	Volume 1000 m³	Avg. Price $/m³
CONSUMERS					
Asia-Pacific					
Japan	2015	*Shorea* spp.	dark red meranti		
Japan	2015	*Swietenia macrophylla*	mahogany	247	635
Japan	2015	*Entandrophragma utile*	sipo		
Japan	2016	*Shorea* spp.	dark red meranti		
Japan	2016	*Swietenia macrophylla*	mahogany	242	582
Japan	2016	*Entandrophragma utile*	sipo		
Japan	2017	*Shorea* spp.	dark red meranti		
Japan	2017	*Swietenia macrophylla*	mahogany	248	574
Japan	2017	*Entandrophragma utile*	sipo		
New Zealand	2015	*Shorea* spp.	dark red meranti		
New Zealand	2015	*Shorea* spp.	light red meranti		
New Zealand	2015	*Terminalia superba*	limba		
New Zealand	2015	*Swietenia* spp.	mahogany		
New Zealand	2015	*Triplochiton scleroxylon*	obeche	3	626
New Zealand	2015	*Aucouméa klainéa*	okoumé		
New Zealand	2015	*Entandrophragma cylindricum*	sapelli		
New Zealand	2015	*Entandrophragma utile*	sipo		
New Zealand	2015	*Parashorea* spp., *Pentacme* spp.	white lauan		
New Zealand	2015	44.12.31.01.10	(see accompanying notes)	1	350
New Zealand	2015	44.12.31.01.19		2	738
New Zealand	2015	44.12.31.09.29		3	109
New Zealand	2015	44.12.31.09.39		1 [I]	478
New Zealand	2015	44.12.99.01.39		4 [I]	232
New Zealand	2015	44.12.99.09.19		0 [R]	41
New Zealand	2015	44.12.99.45.19		1 [I]	109
New Zealand	2016	44.12.31.01.10	(see accompanying notes)	0 [R]	734
New Zealand	2016	44.12.31.01.19		3	460
New Zealand	2016	44.12.31.09.29		1	739
New Zealand	2016	44.12.31.09.39		3	209
New Zealand	2016	44.12.94.01.39		0 [RI]	147
New Zealand	2016	44.12.99.01.39		1 [I]	69
New Zealand	2016	44.12.99.09.19		0 [RI]	79
New Zealand	2016	44.12.99.39.39		0 [R]	750
EU					
Cyprus	2015	*Khaya* spp.	acajou d'Afrique		
Cyprus	2015	*Shorea* spp.	dark red meranti	1	756
Cyprus	2015	*Shorea* spp.	light red meranti		
Cyprus	2015	*Parashorea* spp., *Pentacme* spp.	white lauan		
Cyprus	2015	*Khaya* spp.	acajou d'Afrique		
Cyprus	2015	*Shorea* spp.	dark red meranti	1	825
Cyprus	2015	*Shorea* spp.	light red meranti		
Cyprus	2015	*Parashorea* spp., *Pentacme* spp.	white lauan		
Czech Rep.	2015	44.12.31.10/90		2 [I]	667
Estonia	2015	*Khaya* spp.	acajou d'Afrique		
Estonia	2015	*Shorea* spp.	dark red meranti		
Estonia	2015	*Shorea* spp.	light red meranti		
Estonia	2015	*Terminalia superba*	limba		
Estonia	2015	*Swietenia* spp.	mahogany		
Estonia	2015	*Triplochiton scleroxylon*	obeche		
Estonia	2015	*Aucouméa klainéa*	okoumé	0 [RI]	1511
Estonia	2015	*Dalbergia spruceana*	palissandre de para		
Estonia	2015	*Dalbergia spruceana*	palissandre de Rio		
Estonia	2015	*Dalbergia decipularis*	palissandre de rose		
Estonia	2015	*Entandrophragma cylindricum*	sapelli		
Estonia	2015	*Entandrophragma utile*	sipo		
Estonia	2015	*Dialianthera* spp.	virola		
Estonia	2015	*Parashorea* spp., *Pentacme* spp.	white lauan		

Table 3-1-d. Major Tropical Plywood Species Imported by ITTO Members

Country	Year	Latin Name or HS Code	Pilot Name/Local Name	Volume 1000 m³	Avg. Price $/m³
Estonia	2016	*Khaya* spp.	acajou d'Afrique		
Estonia	2016	*Shorea* spp.	dark red meranti		
Estonia	2016	*Shorea* spp.	light red meranti		
Estonia	2016	*Terminalia superba*	limba		
Estonia	2016	*Swietenia* spp.	mahogany		
Estonia	2016	*Triplochiton scleroxylon*	obeche		
Estonia	2016	*Aucouméa klainéa*	okoumé		
Estonia	2016	*Dalbergia spruceana*	palissandre de para	0 RI	919
Estonia	2016	*Dalbergia spruceana*	palissandre de Rio		
Estonia	2016	*Dalbergia decipularis*	palissandre de rose		
Estonia	2016	*Entandrophragma cylindricum*	sapelli		
Estonia	2016	*Entandrophragma utile*	sipo		
Estonia	2016	*Dialianthera* spp.	virola		
Estonia	2016	*Parashorea* spp., *Pentacme* spp.	white lauan		
Estonia	2017	*Khaya* spp.	acajou d'Afrique		
Estonia	2017	*Shorea* spp.	dark red meranti		
Estonia	2017	*Shorea* spp.	light red meranti		
Estonia	2017	*Terminalia superba*	limba		
Estonia	2017	*Swietenia* spp.	mahogany		
Estonia	2017	*Triplochiton scleroxylon*	obeche		
Estonia	2017	*Aucouméa klainéa*	okoumé		
Estonia	2017	*Dalbergia spruceana*	palissandre de para	2 I	667
Estonia	2017	*Dalbergia spruceana*	palissandre de Rio		
Estonia	2017	*Dalbergia decipularis*	palissandre de rose		
Estonia	2017	*Entandrophragma cylindricum*	sapelli		
Estonia	2017	*Entandrophragma utile*	sipo		
Estonia	2017	*Dialianthera* spp.	virola		
Estonia	2017	*Parashorea* spp., *Pentacme* spp.	white lauan		
Finland	2016	44.12.31.10	(see accompanying notes)	1	2571
Finland	2016	44.12.31.90		0 R	426
Germany	2015	44.12.31.10	(see accompanying notes)	21	988
Germany	2015	44.12.31.90		123	533
Germany	2016	44.12.31.10	(see accompanying notes)	22	1010
Germany	2016	44.12.31.90		101	610
Latvia	2015	*Khaya* spp.	acajou d'Afrique		
Latvia	2015	*Shorea* spp.	dark red meranti		
Latvia	2015	*Shorea* spp.	light red meranti		
Latvia	2015	*Terminalia superba*	limba		
Latvia	2015	*Swietenia* spp.	mahogany		
Latvia	2015	*Triplochiton scleroxylon*	obeche		
Latvia	2015	*Aucouméa klainéa*	okoumé		
Latvia	2015	*Dalbergia spruceana*	palissandre de para	0 R	1084
Latvia	2015	*Dalbergia spruceana*	palissandre de Rio		
Latvia	2015	*Dalbergia decipularis*	palissandre de rose		
Latvia	2015	*Entandrophragma cylindricum*	sapelli		
Latvia	2015	*Entandrophragma utile*	sipo		
Latvia	2015	*Dialianthera* spp.	virola		
Latvia	2015	*Parashorea* spp., *Pentacme* spp.	white lauan		
Poland	2015	44.12.31.10	(see accompanying notes)	8	653
Poland	2015	44.12.31.90		1	896
Poland	2015	44.12.32.90		11	576
Poland	2016	44.12.31	(see accompanying notes)	4	1078
Poland	2016	44.12.99.50		0 R	2747
Poland	2016	44.12.32.90		13	586
Poland	2017	44.12.31	(see accompanying notes)	6	1254
Poland	2017	44.12.99.50		0 R	1626
Slovenia	2015	44.12.31.10	(see accompanying notes)	1	1723
Slovenia	2015	44.12.31.90		7	1179
Slovenia	2015	44.12.32.90		0 R	1011
Slovenia	2015	44.12.99.50		0 R	1165
Slovenia	2016	44.12.31.10	(see accompanying notes)	1	1892
Slovenia	2016	44.12.31.90		8	1201
Slovenia	2016	44.12.32.90		0 R	601
Slovenia	2016	44.12.99.50		0 R	1407

Table 3-1-d. Major Tropical Plywood Species Imported by ITTO Members

Country	Year	Latin Name or HS Code	Pilot Name/Local Name	Volume 1000 m³	Avg. Price $/m³
Slovenia	2017	44.12.31.10	(see accompanying notes)	3	1432
Slovenia	2017	44.12.31.90		10	1132
Slovenia	2017	44.12.99.50		0 R	1552
Europe Non-EU					
Norway	2015	44.12.31.01	(see accompanying notes)	1	355
Norway	2015	44.12.31.09		2 I	338
Norway	2015	44.12.94.01		0 R	2352
Norway	2015	44.12.99.01		0 R	2877
Norway	2016	44.12.31.01	(see accompanying notes)	1	678
Norway	2016	44.12.31.09		2	310
Norway	2016	44.12.94.01		0 R	507
Norway	2016	44.12.99.01		0 R	731
PRODUCERS					
Africa					
Mali	2015	*Eucalyptus camaldulensis*	eucalyptus	0 R	422
Mali	2015	*Gmelina arborea*	melina	2	133
Mali	2015	*Pterocarpus erinaceus*	vène	2	439
Mali	2016	*Eucalyptus camaldulensis*	eucalyptus	0 RI	319
Mali	2016	*Gmelina arborea*	melina	1 I	1246
Mali	2016	*Borassus aethiopum*	borassus	3 I	441
Latin America					
Mexico	2015	*Khaya* spp.	acajou d'Afrique	111 I	690
Mexico	2015	*Shorea* spp.	dark red meranti		
Mexico	2015	*Shorea* spp.	light red meranti		
Mexico	2015	*Terminalia superba*	limba		
Mexico	2015	*Swietenia* spp.	mahogany		
Mexico	2015	*Triplochiton scleroxylon*	obeche		
Mexico	2015	*Aucouméa klainéa*	okoumé		
Mexico	2015	*Dalbergia spruceana*	palissandre de para		
Mexico	2015	*Dalbergia spruceana*	palissandre de Rio		
Mexico	2015	*Dalbergia decipularis*	palissandre de rose		
Mexico	2015	*Entandrophragma cylindricum*	sapelli		
Mexico	2015	*Entandrophragma utile*	sipo		
Mexico	2015	*Dialianthera* spp.	virola		
Mexico	2015	*Parashorea* spp., *Pentacme* spp.	white lauan		
Mexico	2016	*Khaya* spp.	acajou d'Afrique	130 I	671
Mexico	2016	*Shorea* spp.	dark red meranti		
Mexico	2016	*Shorea* spp.	light red meranti		
Mexico	2016	*Terminalia superba*	limba		
Mexico	2016	*Swietenia* spp.	mahogany		
Mexico	2016	*Triplochiton scleroxylon*	obeche		
Mexico	2016	*Aucouméa klainéa*	okoumé		
Mexico	2016	*Dalbergia spruceana*	palissandre de para		
Mexico	2016	*Dalbergia spruceana*	palissandre de Rio		
Mexico	2016	*Dalbergia decipularis*	palissandre de rose		
Mexico	2016	*Entandrophragma cylindricum*	sapelli		
Mexico	2016	*Entandrophragma utile*	sipo		
Mexico	2016	*Dialianthera* spp.	virola		
Mexico	2016	*Parashorea* spp., *Pentacme* spp.	white lauan		
Mexico	2017	*Khaya* spp.	acajou d'Afrique	99 I	671
Mexico	2017	*Shorea* spp.	dark red meranti		
Mexico	2017	*Shorea* spp.	light red meranti		
Mexico	2017	*Terminalia superba*	limba		
Mexico	2017	*Swietenia* spp.	mahogany		
Mexico	2017	*Triplochiton scleroxylon*	obeche		
Mexico	2017	*Aucouméa klainéa*	okoumé		
Mexico	2017	*Dalbergia spruceana*	palissandre de para		
Mexico	2017	*Dalbergia spruceana*	palissandre de Rio		
Mexico	2017	*Dalbergia decipularis*	palissandre de rose		
Mexico	2017	*Entandrophragma cylindricum*	sapelli		
Mexico	2017	*Entandrophragma utile*	sipo		
Mexico	2017	*Dialianthera* spp.	virola		
Mexico	2017	*Parashorea* spp., *Pentacme* spp.	white lauan		

Table 3-2-a. Major Tropical Logs Species Exported by ITTO Members

Country	Year	Latin Name or HS Code	Pilot Name/Local Name	Volume 1000 m³	Avg. Price $/m³
PRODUCERS					
Africa					
Congo, Rep. of	2015	*Nuclea diderrichi*	bilinga	8	83
Congo, Rep. of	2015	*Guarea cedatra*	bossé	5	104
Congo, Rep. of	2015	*Clorophora excelsa*	iroko/kambala	15	135
Congo, Rep. of	2015	*Cylicodiscus gabonensis*	okan	55	115
Congo, Rep. of	2015	*Aucoumea klaineana*	okoumé	378	134
Congo, Rep. of	2015	*Pterocarpus soyauxii*	padouk	21	217
Congo, Rep. of	2015	*Entandrophragma cylindricum*	sapelli	60	97
Congo, Rep. of	2015	*Entandrophragma utile*	sipo	14	149
Congo, Rep. of	2015	*Miletia laurenti*	wengué	9	209
Congo, Rep. of	2016	*Nuclea diderrichi*	bilinga	5	77
Congo, Rep. of	2016	*Guarea cedatra*	bossé	4	65
Congo, Rep. of	2016	*Clorophora excelsa*	iroko/kambala	10	118
Congo, Rep. of	2016	*Cylicodiscus gabonensis*	okan	44	142
Congo, Rep. of	2016	*Aucoumea klaineana*	okoumé	396	120
Congo, Rep. of	2016	*Pterocarpus soyauxii*	padouk	16	215
Congo, Rep. of	2016	*Entandrophragma cylindricum*	sapelli	58	61
Congo, Rep. of	2016	*Entandrophragma utile*	sipo	12	104
Congo, Rep. of	2016	*Miletia laurenti*	wengué	14	163
Congo, Rep. of	2017	*Nuclea diderrichi*	bilinga	11	97
Congo, Rep. of	2017	*Guarea cedatra*	bossé	5	58
Congo, Rep. of	2017	*Clorophora excelsa*	iroko/kambala	19	107
Congo, Rep. of	2017	*Cylicodiscus gabonensis*	okan	62	137
Congo, Rep. of	2017	*Aucoumea klaineana*	okoumé	417	123
Congo, Rep. of	2017	*Pterocarpus soyauxii*	padouk	33	218
Congo, Rep. of	2017	*Entandrophragma cylindricum*	sapelli	79	62
Congo, Rep. of	2017	*Entandrophragma utile*	sipo	15	110
Congo, Rep. of	2017	*Miletia laurenti*	wengué	20	174
Ghana	2015	*Gmelina arborea*	gmelina	27	179
Ghana	2015	*Tectona grandis*	teak	29	386
Ghana	2016	*Gmelina arborea*	gmelina	25	349
Ghana	2016	*Tectona grandis*	teak	10	160
Ghana	2017	*Gmelina arborea*	gmelina	12	165
Ghana	2017	*Tectona grandis*	teak	22	350
Ghana	2018	*Gmelina arborea*	gmelina	4	162
Ghana	2018	*Tectona grandis*	teak	25	350
Liberia	2017	*Combretodendron macrocarpum*	abale	0 R	145
Liberia	2017	*Hallea ciliata*	abura	0 R	189
Liberia	2017	*Glu adiepingoa*	adiepingoa	0 R	145
Liberia	2017	*Crysophylum*	African pine	0 R	145
Liberia	2017	*Pericopsis elata*	afromosie	0 R	420
Liberia	2017	*Afzelia* spp.	afzelia/doussie	0 R	416
Liberia	2017	*Canarium schweinfurthii*	aiele	0 R	156
Liberia	2017	*Chrysophyllium* spp.	akatio	0 R	165
Liberia	2017	*Antiaris africana*	ako	0 R	111
Liberia	2017	*Albezia zygia*	albezia	0 R	145
Liberia	2017	*Cynometra ananta*	apome	7	160
Liberia	2017	*Araliopsis tabouensis*	araliopsis	0 R	145
Liberia	2017	*Aubrevilia biethi*	aubrevilia	0 R	144
Liberia	2017	*Lophira alata*	azobe-ekki-ironwood	42	219
Liberia	2017	*Calpocalyz aubrevillei*	badio	0 R	145
Liberia	2017	*Berlina confusa*	berlina	0 R	175
Liberia	2017	*Haplormosia macrophylle*	black gum	0 R	150
Liberia	2017	*Bombax bounopozenese*	bombax	0 R	150
Liberia	2017	*Didelotia bundo*	bondu	4	155
Liberia	2017	*Olacaceae* spp.	coula	0 R	145
Liberia	2017	*Piptadeniastrum africanum*	dahoma-tagbema	7	155
Liberia	2017	*Lovoa trichiliodis*	debetu	1	182
Liberia	2017	*Manilkara obovata*	duka-flase makore	0 R	145
Liberia	2017	*Copaifera salikounda*	etimoe	0 R	175
Liberia	2017	*Klainodoxa gabonensis*	eveuss-klainedoxa	0 R	165
Liberia	2017	*Fagara macrophylla*	fagara- olondu	0 R	149
Liberia	2017	*Daniella thurifera*	faro	0 R	155
Liberia	2017	*Terminalia ivorensis*	framire	0 R	230

Table 3-2-a. Major Tropical Logs Species Exported by ITTO Members

Country	Year	Latin Name or HS Code	Pilot Name/Local Name	Volume 1000 m³	Avg. Price $/m³
Liberia	2017	*Gmeliama arborea*	gmeliana	0 R	210
Liberia	2017	*Pycnanthus africana*	illomba	0 R	155
Liberia	2017	*Chlofora exersa*	iroko	1	275
Liberia	2017	*Irvingia gabonesis*	irvingia	0 R	145
Liberia	2017	*Beilschmiedia mannii*	kanda	0 R	145
Liberia	2017	*Khaya anthotica*	khaya	0 R	207
Liberia	2017	*Anthonotha fragrans*	kibokoko	1	145
Liberia	2017	*Anopyxis klaineana*	kokoti	1	149
Liberia	2017	*Entandrophragma candollei*	kosipo	0 R	225
Liberia	2017	*Pterygota macrocarpa*	koto	0 R	155
Liberia	2017	*Dialum aubrevillei*	kropio/eyoum	0 R	145
Liberia	2017	*Naucllea diderrichii*	kusia	3	199
Liberia	2017	*Amphimas pterocarpoides*	lati-bokanga	0 R	145
Liberia	2017	*Gilbertiodendron preussii*	limbali	19	165
Liberia	2017	*Mansonia altisima*	mansonia bete	0 R	185
Liberia	2017	*Distemonanthus benthamianus*	Movingui	0 R	182
Liberia	2017	*Brachestigia leneonsis*	naga	4	180
Liberia	2017	*Newtonia pelligerin*	newtonia	0 R	145
Liberia	2017	*Heritiera utilis*	niangon- wishmore	3	250
Liberia	2017	*Mammea africana*	oboto	0 R	161
Liberia	2017	*Oldfieldia africana*	oldfieldia	1	150
Liberia	2017	*Ongokea gore*	ongokea	0 R	165
Liberia	2017	*Scaoglottis gabonensis*	ozouga-sac.	0 R	150
Liberia	2017	*Parinari songue*	parinari	5	150
Liberia	2017	*Tetraberlina tubmaniana*	sekon	4	170
Liberia	2017	*Entandrophragma utile*	sipo	0 R	265
Liberia	2017	*Symphonia*	symphonia	0 R	145
Liberia	2017	*Eryphylum ivorensis*	tali	1	255
Liberia	2017	*Tectona grandis*	teak	0 R	350
Liberia	2017	*Entandrophragma angolense*	tiama	0 R	225
Liberia	2017	*Pentadesma buheasii*	timber-lacewood	0 R	145
Liberia	2017	*Uapaca guinensis*	uapaca- rikio	0 R	145
Madagascar	2015	*Polyalthia* spp.	ambora	0 RI	123
Madagascar	2016	*Polyalthia* spp.	ambora	0 RI	319
Mali	2015	*Eucalyptus camaldulensis*	eucalyptus	1	183
Mali	2016	*Eucalyptus camaldulensis*	eucalyptus	1	404
Mali	2017	*Borassus aethiopum*	borassus	0 R	86
Mali	2017	*Eucalyptus camaldulensis*	eucalyptus	0 R	101
Asia-Pacific					
Malaysia*	2015	*Dryobalanops* spp.	kapur	44	295
Malaysia*	2015	*Dipterocarpus* spp.	keruing	40	282
Malaysia*	2015	*Shorea* spp.	balau	17	405
Malaysia*	2015	*Shorea* spp.	red balau		
Malaysia*	2015	*Mesua ferrea*	penaga	241	313
Malaysia*	2015	*Parashorea* spp.	red seraya	73	153
Malaysia*	2015	*Gluta* spp.	rengas	6	261
Malaysia*	2015	*Shorea* spp.	selangan batu	29	252
Malaysia*	2015	*Parashorea* spp.	white seraya	17	162
Malaysia*	2015	*Parashorea* spp.	yellow seraya	28	153

*The figures for 2015 don't include the Sarawak region which did not report species trade in the Joint Forest Sector Questionnaire for that year.

Malaysia	2016	*Acacia mangium*	acacia mangium	875	46
Malaysia	2016	*Austrobuxus* spp.	arau	23	279
Malaysia	2016	*Mangifera* spp.	asam	0 R	136
Malaysia	2016	*Shorea* spp.	balau	49	297
Malaysia	2016	*Agathis* spp.	bindang/damar minyak/agathis	15	215
Malaysia	2016	*Calophyllum pulcherrimum*	bintangor	0 R	152
Malaysia	2016	*Neobalanocarpus heimii*	chengal	0 R	101
Malaysia	2016	*Durio* spp.	durian	3	163
Malaysia	2016	*Cratoxylum* spp.	geronggang/serungan	0 R	98
Malaysia	2016	*Dyera costulata*	jelutong	0 R	196
Malaysia	2016	*Dryobalanops* spp.	kapur	156	223
Malaysia	2016	*Syzygium buettnerianum*	kelat/ubah	0 R	104

Table 3-2-a. Major Tropical Logs Species Exported by ITTO Members

Country	Year	Latin Name or HS Code	Pilot Name/Local Name	Volume 1000 m³	Avg. Price $/m³
Malaysia	2016	*Annonaceae* spp.	kepayang babi	0 R	110
Malaysia	2016	*Dialium* spp.	keranji	8	143
Malaysia	2016	*Dipterocarpus* spp.	keruing	136	188
Malaysia	2016	*Lauraceae* spp.	medang	0 R	113
Malaysia	2016	*Shorea* spp.	meranti	811	177
Malaysia	2016	*Intsia* spp.	merbau	0 R	207
Malaysia	2016	*Anisoptera* spp.	mersawa	10	206
Malaysia	2016	*Palaquium* spp.	nyatoh	8	164
Malaysia	2016	*Mesua ferrea*	penaga	18	500
Malaysia	2016	*Myristica buchneriana*	penarahan/kumpang	0 R	102
Malaysia	2016	*Upuna borneensis*	penyau	1	295
Malaysia	2016	*Shorea* spp.	red balau	156	543
Malaysia	2016	*Shorea* spp.	red meranti	0 R	222
Malaysia	2016	*Cotylelobium* spp.	resak	29	202
Malaysia	2016	*Shorea* spp.	selangan batu/balau	170	289
Malaysia	2016	*Tristaniopsis obovata*	selunsur	8	199
Malaysia	2016	*Stemonurus secundiflorus*	semburok	0 R	70
Malaysia	2016	*Shorea* spp.	tengkawan	1	239
Malaysia	2016	*Shorea* spp.	white meranti/melapi	2	283
Malaysia	2016	*Shorea* spp.	yellow meranti	4	256
Malaysia	2017	*Acacia mangium*	acacia mangium	956 I	42
Malaysia	2017	*Austrobuxus* spp.	arau	16	313
Malaysia	2017	*Mangifera* spp.	asam	0 R	143
Malaysia	2017	*Shorea* spp.	balau	414	357
Malaysia	2017	*Agathis* spp.	bindang/damar minyak/agathis	6	174
Malaysia	2017	*Neobalanocarpus heimii*	chengal	0 R	178
Malaysia	2017	*Durio* spp.	durian	1	175
Malaysia	2017	*Shorea albida*	empenit	1	130
Malaysia	2017	*Cratoxylum* spp.	geronggang/serungan	0 R	158
Malaysia	2017	*Dyera costulata*	jelutong	0 R	204
Malaysia	2017	*Dryobalanops* spp.	kapur	126	239
Malaysia	2017	*Syzygium buettnerianum*	kelat/ubah	2	125
Malaysia	2017	*Dialium* spp.	keranji	5	154
Malaysia	2017	*Dipterocarpus* spp.	keruing	113	240
Malaysia	2017	*Lauraceae* spp.	medang	0 R	119
Malaysia	2017	*Shorea* spp.	meranti	579	200
Malaysia	2017	*Anisoptera* spp.	mersawa	5	230
Malaysia	2017	*Palaquium* spp.	nyatoh	4	181
Malaysia	2017	*Mesua ferrea*	penaga	44	293
Malaysia	2017	*Myristica buchneriana*	penarahan/kumpang	0 R	116
Malaysia	2017	*Upuna borneensis*	penyau	0 R	259
Malaysia	2017	*Shorea* spp.	red balau	107	502
Malaysia	2017	*Cotylelobium* spp.	resak	19	225
Malaysia	2017	*Shorea* spp.	selangan batu/balau	122	271
Malaysia	2017	*Tristaniopsis obovata*	selunsur	7	208
Malaysia	2017	*Shorea* spp.	tengkawan	0 R	243
Malaysia	2017	*Koompassia excelsa*	tualang	38	771
Malaysia	2017	*Callerya atropurpurea*	tulang daing/kedang belum	0 R	160
Malaysia	2017	*Shorea* spp.	white meranti/melapi	1	287
Malaysia	2017	*Shorea* spp.	yellow meranti	0 R	252
Papua New Guinea	2016	*Burckella* spp.	burckella	63	80
Papua New Guinea	2016	*Calophyllum*	calophyllum	268	99
Papua New Guinea	2016	*Dillenia papuana*	dillenia	108	78
Papua New Guinea	2016	*Intsia bijuga*	kwila	334	247
Papua New Guinea	2016	*Homalium foetidum*	malas	331	81
Papua New Guinea	2016	*Palaquim warburgianum*	pencil cedar	99	100
Papua New Guinea	2016	*Anisoptera thurifera*	PNG Mersawa	88	100
Papua New Guinea	2016	*Canarium indicum*	red canarium	92	80
Papua New Guinea	2016	*Pometia pinnata*	taun	621	99
Papua New Guinea	2017	*Burckella* spp.	burckella	52	82
Papua New Guinea	2017	*Calophyllum*	calophyllum	176	98
Papua New Guinea	2017	*Dillenia papuana*	dillenia	108	80
Papua New Guinea	2017	*Intsia bijuga*	kwila	307	248
Papua New Guinea	2017	*Homalium foetidum*	malas	226	82
Papua New Guinea	2017	*Palaquim warburgianum*	pencil cedar	99	101
Papua New Guinea	2017	*Anisoptera thurifera*	PNG Mersawa	64	104
Papua New Guinea	2017	*Canarium indicum*	red canarium	90	82
Papua New Guinea	2017	*Pometia pinnata*	taun	493	100

Table 3-2-a. Major Tropical Logs Species Exported by ITTO Members

Country	Year	Latin Name or HS Code	Pilot Name/Local Name	Volume 1000 m³	Avg. Price $/m³
Latin America					
Guatemala	2016	*Cupresus lusitanica*	cipres comun	4	107
Guatemala	2016	*Enterolobium ciclocarpum*	conacaste	0 R	319
Guatemala	2016	*Cybistax donnel smihthii*	palo blanco	0 R	58
Guatemala	2016	*Tectona grandis*	teca	9	228
Guatemala	2017	*Cupresus lusitanica*	cipres comun	6	228
Guatemala	2017	*Enterolobium ciclocarpum*	conacaste	0 R	289
Guatemala	2017	*Hevea brasilensis*	hule	0 R	180
Guatemala	2017	*Tectona grandis*	teca	9 I	240
Guyana	2015	*Hymenolobium* spp.	darina	2	166
Guyana	2015	*Chlorocardium rodiei*	greenheart	9	169
Guyana	2015	*Goupia glabra*	kabukalli	7	165
Guyana	2015	*Mora* spp.	mora	7	128
Guyana	2015	*Peltogyne venosa*	purpleheart	16	275
Guyana	2015	*Aspidosperma album*	shibadan	2	162
Guyana	2015	*Diplotropis purpurea*	tatabu	1	153
Guyana	2015	*Dipteryx odorata*	tonka bean	0 R	152
Guyana	2015	*Swartzia* spp.	wamara	55	194
Guyana	2016	*Hymenolobium* spp.	darina	2	169
Guyana	2016	*Chlorocardium rodiei*	greenheart	7	183
Guyana	2016	*Goupia glabra*	kabukalli	4	177
Guyana	2016	*Mora* spp.	mora	6	125
Guyana	2016	*Peltogyne venosa*	purpleheart	19	268
Guyana	2016	*Diplotropis purpurea*	tatabu	2	151
Guyana	2016	*Dipteryx odorata*	tonka bean	1	166
Guyana	2016	*Swartzia* spp.	wamara	43	166
Guyana	2016	*Dicorynia guianensis*	wamaradan	0 R	158
Guyana	2017	*Hymenolobium* spp.	darina	2	159
Guyana	2017	*Chlorocardium rodiei*	greenheart	8	182
Guyana	2017	*Goupia glabra*	kabukalli	1	165
Guyana	2017	*Mora* spp.	mora	1	149
Guyana	2017	*Peltogyne venosa*	purpleheart	4	237
Guyana	2017	*Diplotropis purpurea*	tatabu	1	146
Guyana	2017	*Dipteryx odorata*	tonka bean	1	167
Guyana	2017	*Swartzia* spp.	wamara	68	160
Guyana	2017	*Dicorynia guianensis*	wamaradan	1	171
Mexico	2015	*Shorea albida*	alan		
Mexico	2015	*Dyera costulata*	jelutong		
Mexico	2015	*Dactylocladus stenostachys*	jongkong		
Mexico	2015	*Dryobalanops* spp.	kapur		
Mexico	2015	*Koompassia malaccensis*	kempas		
Mexico	2015	*Dipterocarpus* spp.	keruing		
Mexico	2015	*Intsia* spp.	merbau	1	848
Mexico	2015	*Gonystylus* spp.	ramin		
Mexico	2015	*Tectona grandis*	teak		
Mexico	2015	*Parashorea* spp., *Pentacme* spp.	white lauan		
Mexico	2015	*Shorea* spp.	white meranti		
Mexico	2015	*Parashorea* spp.	white seraya		
Mexico	2015	*Shorea* spp.	yellow meranti		
Mexico	2016	*Shorea albida*	alan		
Mexico	2016	*Dyera costulata*	jelutong		
Mexico	2016	*Dactylocladus stenostachys*	jongkong		
Mexico	2016	*Dryobalanops* spp.	kapur		
Mexico	2016	*Koompassia malaccensis*	kempas		
Mexico	2016	*Dipterocarpus* spp.	keruing		
Mexico	2016	*Intsia* spp.	merbau	3	599
Mexico	2016	*Gonystylus* spp.	ramin		
Mexico	2016	*Tectona grandis*	teak		
Mexico	2016	*Parashorea* spp., *Pentacme* spp.	white lauan		
Mexico	2016	*Shorea* spp.	white meranti		
Mexico	2016	*Parashorea* spp.	white seraya		
Mexico	2016	*Shorea* spp.	yellow meranti		

Table 3-2-a. Major Tropical Logs Species Exported by ITTO Members

Country	Year	Latin Name or HS Code	Pilot Name/Local Name	Volume 1000 m³	Avg. Price $/m³
Mexico	2017	*Shorea albida*	alan		
Mexico	2017	*Dyera costulata*	jelutong		
Mexico	2017	*Dactylocladus stenostachys*	jongkong		
Mexico	2017	*Dryobalanops* spp.	kapur		
Mexico	2017	*Koompassia malaccensis*	kempas		
Mexico	2017	*Dipterocarpus* spp.	keruing		
Mexico	2017	*Intsia* spp.	merbau	2	533
Mexico	2017	*Gonystylus* spp.	ramin		
Mexico	2017	*Tectona grandis*	teak		
Mexico	2017	*Parashorea* spp., *Pentacme* spp.	white lauan		
Mexico	2017	*Shorea* spp.	white meranti		
Mexico	2017	*Parashorea* spp.	white seraya		
Mexico	2017	*Shorea* spp.	yellow meranti		
Suriname	2015	*Dicorynia guianensis*	basralocus	84	122
Suriname	2015	*Martiodebdron parviflorum*	bosmahonie	8	120
Suriname	2015	*Vouacapoua americana*	bruinhart	11	120
Suriname	2015	*Terminalia guyanensis*	gindya-udu	5	120
Suriname	2015	*Goupia glabra*	kopi	10	120
Suriname	2015	*Hymenolobium flavum*	maka kabbes	11	120
Suriname	2015	*Peltogyne paniculata*	purperhart	15	120
Suriname	2015	*Ocotea rubra*	wana	11	122
Suriname	2016	*Dicorynia guianensis*	basralocus	81	122
Suriname	2016	*Martiodebdron parviflorum*	bosmahonie	14	120
Suriname	2016	*Terminalia guyanensis*	gindya-udu	14	120
Suriname	2016	*Qualea rosea*	gronfolo	4	120
Suriname	2016	*Goupia glabra*	kopi	22	120
Suriname	2016	*Hymenolobium flavum*	maka kabbes	18	121
Suriname	2016	*Peltogyne paniculata*	purperhart	16	121
Suriname	2016	*Ocotea rubra*	wana	23	120
Suriname	2017	*Dicorynia guianensis*	basralocus	146	120
Suriname	2017	*Martiodebdron parviflorum*	bosmahonie	22	120
Suriname	2017	*Terminalia guyanensis*	gindya-udu	21	120
Suriname	2017	*Qualea rosea*	gronfolo	37	120
Suriname	2017	*Goupia glabra*	kopi	37	120
Suriname	2017	*Hymenolobium flavum*	maka kabbes	33	120
Suriname	2017	*Peltogyne paniculata*	purperhart	22	120
Suriname	2017	*Ocotea rubra*	wana	21	120
CONSUMERS					
EU					
Czech Rep.	2016	*Shorea* spp.	dark red meranti		
Czech Rep.	2016	*Shorea* spp.	light red meranti	0 R	652
Czech Rep.	2016	*Shorea rugosa*	meranti bakau		
Czech Rep.	2017	*Khaya* spp.	acajou d'Afrique		
Czech Rep.	2017	*Chlorophora* spp.	iroko	0 R	676
Czech Rep.	2017	*Entandrophragma cylindricum*	sapelli		
France	2015	*Shorea* spp.	dark red meranti		
France	2015	*Shorea* spp.	light red meranti	2	310
France	2015	*Shorea rugosa*	meranti bakau		
France	2015	*Khaya* spp.	acajou d'Afrique		
France	2015	*Chlorophora* spp.	iroko	2	608
France	2015	*Entandrophragma cylindricum*	sapelli		
France	2015	*Aucoumea klaineana*	okoumé	0 R	493
France	2015	*Entandrophragma utile*	sipo		
France	2016	*Shorea* spp.	dark red meranti		
France	2016	*Shorea* spp.	light red meranti	2	312
France	2016	*Shorea rugosa*	meranti bakau		
France	2016	*Khaya* spp.	acajou d'Afrique		
France	2016	*Chlorophora* spp.	iroko	0 R	1327
France	2016	*Entandrophragma cylindricum*	sapelli		
France	2016	*Aucoumea klaineana*	okoumé	0 R	625
France	2016	*Entandrophragma utile*	sipo		

Table 3-2-a. Major Tropical Logs Species Exported by ITTO Members

Country	Year	Latin Name or HS Code	Pilot Name/Local Name	Volume 1000 m³	Avg. Price $/m³
France	2017	*Khaya* spp.	acajou d'Afrique		
France	2017	*Chlorophora* spp.	iroko	0 R	1671
France	2017	*Entandrophragma cylindricum*	sapelli		
France	2017	*Aucoumea klaineana*	okoumé	0 R	1712
France	2017	*Entandrophragma utile*	sipo		
Germany	2015	44.03.49.10	(see accompanying notes)	0 R	725
Germany	2015	44.03.49.35		0 R	592
Germany	2015	44.03.49.95		1	676
Germany	2016	44.03.49.10	(see accompanying notes)	0 R	612
Germany	2016	44.03.49.35		0 R	922
Germany	2016	44.03.49.95		2	540
Poland	2016	44.03.41	(see accompanying notes)	0 R	1261
Poland	2016	44.03.49		0 R	903
Poland	2017	44.03.41	(see accompanying notes)	0 R	966
Poland	2017	44.03.49		0 R	2213
Slovenia	2015	44.03.49.95	(see accompanying notes)	0 R	1486
Slovenia	2017	44.03.49.95	(see accompanying notes)	1	75

Table 3-2-b. Major Tropical Sawnwood Species Exported by ITTO Members

Country	Year	Latin Name or HS Code	Pilot Name/Local Name	Volume 1000 m³	Avg. Price $/m³
PRODUCERS					
Africa					
Congo, Rep. of	2015	*Khaya anthotheka*	acajou/khaya	5	186
Congo, Rep. of	2015	*Triplochiton scleronxylon*	ayous/obéché	8	234
Congo, Rep. of	2015	*Guarea cedatra*	bossé	4	181
Congo, Rep. of	2015	*Clorophora excelsa*	iroko/kambala	14	233
Congo, Rep. of	2015	*Entandrophragma candollei*	kossipo	5	199
Congo, Rep. of	2015	*Entandrophragma cylindricum*	sapelli	114	208
Congo, Rep. of	2015	*Entandrophragma utile*	sipo	12	216
Congo, Rep. of	2015	*Entandrophragma angolens*	tiama	0 R	320
Congo, Rep. of	2015	*Miletia laurenti*	wengué	2	237
Congo, Rep. of	2016	*Khaya anthotheka*	acajou/khaya	5	125
Congo, Rep. of	2016	*Triplochiton scleronxylon*	ayous/obéché	7	176
Congo, Rep. of	2016	*Guarea cedatra*	bossé	2	178
Congo, Rep. of	2016	*Clorophora excelsa*	iroko/kambala	9	190
Congo, Rep. of	2016	*Entandrophragma candollei*	kossipo	2	214
Congo, Rep. of	2016	*Entandrophragma cylindricum*	sapelli	124	190
Congo, Rep. of	2016	*Entandrophragma utile*	sipo	13	187
Congo, Rep. of	2016	*Entandrophragma angolens*	tiama	0 R	136
Congo, Rep. of	2016	*Miletia laurenti*	wengué	2	202
Congo, Rep. of	2017	*Khaya anthotheka*	acajou/khaya	4	207
Congo, Rep. of	2017	*Triplochiton scleronxylon*	ayous/obéché	7	184
Congo, Rep. of	2017	*Guarea cedatra*	bossé	1	137
Congo, Rep. of	2017	*Clorophora excelsa*	iroko/kambala	5	221
Congo, Rep. of	2017	*Entandrophragma candollei*	kossipo	4	178
Congo, Rep. of	2017	*Entandrophragma cylindricum*	sapelli	132	196
Congo, Rep. of	2017	*Entandrophragma utile*	sipo	11	205
Congo, Rep. of	2017	*Entandrophragma angolens*	tiama	0 R	3692
Congo, Rep. of	2017	*Miletia laurenti*	wengué	1	325
Ghana	2015	*Cedrella odorata*	cedrella	2	892
Ghana	2015	*Ceiba pentandra*	ceiba	2	416
Ghana	2015	*Antiaris africana*	chenchen	1	194
Ghana	2015	*Piptadeniastrum africanum*	dahoma	2	493
Ghana	2015	*Nesogordonia papaverifera*	danta	1	460
Ghana	2015	*Cylicodiscus gabunensis*	denya	8	597
Ghana	2015	*Entandrophragma angolense*	edinam	1	796
Ghana	2015	*Pterygota macrocarpa*	koto/kyere	3	570
Ghana	2015	*Khaya ivorensis*	mahogany	8	1008
Ghana	2015	*Milicia excelsa*	odum	2	923
Ghana	2015	*Termnalia superba*	ofram	0 R	503
Ghana	2015	*Pterocarpus erinaceus*	rosewood	23	657
Ghana	2015	*Entandrophragma cylindricum*	sapele	2	825
Ghana	2015	*Tectona grandis*	teak	8 I	449
Ghana	2015	*Triplochiton scleroxylon*	wawa	5 I	452
Ghana	2016	*Cedrella odorata*	cedrella	3	771
Ghana	2016	*Ceiba pentandra*	ceiba	1	221
Ghana	2016	*Antiaris africana*	chenchen	0 R	347
Ghana	2016	*Piptadeniastrum africanum*	dahoma	2	368
Ghana	2016	*Nesogordonia papaverifera*	danta	1	387
Ghana	2016	*Cylicodiscus gabunensis*	denya	6	470
Ghana	2016	*Entandrophragma angolense*	edinam	1	693
Ghana	2016	*Pterygota macrocarpa*	koto/kyere	2	544
Ghana	2016	*Khaya ivorensis*	mahogany	5	882
Ghana	2016	*Milicia excelsa*	odum	2	779
Ghana	2016	*Termnalia superba*	ofram	2	390
Ghana	2016	*Pterocarpus erinaceus*	rosewood	50 I	600
Ghana	2016	*Entandrophragma cylindricum*	sapele	2	706
Ghana	2016	*Tectona grandis*	teak	1 I	401
Ghana	2016	*Triplochiton scleroxylon*	wawa	30	401
Ghana	2017	*Cedrella odorata*	cedrella	3	778
Ghana	2017	*Ceiba pentandra*	ceiba	0 R	303
Ghana	2017	*Antiaris africana*	chenchen	1 I	339
Ghana	2017	*Piptadeniastrum africanum*	dahoma	2	360
Ghana	2017	*Nesogordonia papaverifera*	danta	1	364
Ghana	2017	*Cylicodiscus gabunensis*	denya	7	472
Ghana	2017	*Entandrophragma angolense*	edinam	1	578

Table 3-2-b. Major Tropical Sawnwood Species Exported by ITTO Members

Country	Year	Latin Name or HS Code	Pilot Name/Local Name	Volume 1000 m³	Avg. Price $/m³
Ghana	2017	*Pterygota macrocarpa*	koto/kyere	1	506
Ghana	2017	*Khaya ivorensis*	mahogany	4	846
Ghana	2017	*Milicia excelsa*	odum	1	770
Ghana	2017	*Termnalia superba*	ofram	2	344
Ghana	2017	*Afzelia africana*	papao	2 I	922
Ghana	2017	*Pterocarpus erinaceus*	rosewood	40 I	600
Ghana	2017	*Entandrophragma cylindricum*	sapele	1	682
Ghana	2017	*Tectona grandis*	teak	10 I	401
Ghana	2017	*Triplochiton scleroxylon*	wawa	2 I	390
Ghana	2018	*Cedrella odorata*	cedrella	4	770
Ghana	2018	*Ceiba pentandra*	ceiba	0 R	198
Ghana	2018	*Antiaris africana*	chenchen	3 I	500
Ghana	2018	*Piptadeniastrum africanum*	dahoma	2	383
Ghana	2018	*Nesogordonia papaverifera*	danta	1	384
Ghana	2018	*Cylicodiscus gabunensis*	denya	9	499
Ghana	2018	*Entandrophragma angolense*	edinam	2	583
Ghana	2018	*Pterygota macrocarpa*	koto/kyere	2	498
Ghana	2018	*Khaya ivorensis*	mahogany	6	862
Ghana	2018	*Milicia excelsa*	odum	1	773
Ghana	2018	*Termnalia superba*	ofram	2	316
Ghana	2018	*Afzelia africana*	papao	1 I	921
Ghana	2018	*Pterocarpus erinaceus*	rosewood	42	602
Ghana	2018	*Entandrophragma cylindricum*	sapele	2	691
Ghana	2018	*Tectona grandis*	teak	12 I	401
Ghana	2018	*Triplochiton scleroxylon*	wawa	2 I	376
Madagascar	2015	*Rhopalocarpus macrorhamnifolius*	fanondambo	1 I	676
Madagascar	2016	*Cyathea* spp.	fanjana	0 RI	289
Mali	2015	*Pterocarpus erinaceus*	vène	0 RI	367
Mali	2016	*Pterocarpus erinaceus*	vène	0 RI	317
Mali	2017	*Pterocarpus erinaceus*	vène	2 R	822
Asia-Pacific					
Malaysia*	2015	*Shorea* spp.	dark red meranti		
Malaysia*	2015	*Shorea* spp.	light red meranti	113	739
Malaysia*	2015	*Shorea* spp.	meranti bakau		
Malaysia*	2015	*Dryobalanops* spp.	kapur	21	479
Malaysia*	2015	*Koompassia malaccensis*	kempas	44	397
Malaysia*	2015	*Dipterocarpus* spp.	keruing	74	430
Malaysia*	2015	*Intsia bijuga*	merbau	30	542
Malaysia*	2015	*Parashorea* spp.	red seraya	56	495
Malaysia*	2015	*Hevea brasiliensis*	rubberwood	132	329
Malaysia*	2015	*Entandrophragma cylindricum*	sapelli	3	863
Malaysia*	2015	*Shorea* spp.	selangan batu	15	530
Malaysia*	2015	*Parashorea* spp.	white seraya	5	877
Malaysia*	2015	*Parashorea* spp.	yellow seraya	8	487
*The figures for 2015 don't include the Sarawak region which did not report species trade in the Joint Forest Sector Questionnaire for that year.					
Malaysia	2016	*Shorea* spp.	dark red meranti		
Malaysia	2016	*Shorea* spp.	light red meranti	139	643
Malaysia	2016	*Shorea* spp.	meranti bakau		
Malaysia	2016	*Dipterocarpus* spp.	keruing	86	421
Malaysia	2016	*Shorea albida*	alan		
Malaysia	2016	*Parashorea* spp.	white lauan		
Malaysia	2016	*Shorea* spp.	white meranti	36	378
Malaysia	2016	*Parashorea* spp.	white seraya		
Malaysia	2016	*Shorea* spp.	yellow meranti		
Malaysia	2016	*Dryobalanops* spp.	kapur	44	451
Malaysia	2016	*Koompassia malaccensis*	kempas	59	421
Malaysia	2016	*Intsia bijuga*	merbau	42	531
Malaysia	2016	*Parashorea* spp.	red seraya	66	452
Malaysia	2016	*Shorea* spp.	selangan batu	21	513
Malaysia	2016	*Parashorea* spp.	white seraya	2	681
Malaysia	2016	*Parashorea* spp.	yellow seraya	9	470

Table 3-2-b. Major Tropical Sawnwood Species Exported by ITTO Members

Country	Year	Latin Name or HS Code	Pilot Name/Local Name	Volume 1000 m³	Avg. Price $/m³
Malaysia	2016	*Agathis* spp.	agathis		
Malaysia	2016	*Agathis* spp.	bindang	4	506
Malaysia	2016	*Agathis* spp.	damak minyak		
Malaysia	2016	*Madhuca utilis*	bitis	0 R	508
Malaysia	2016	*Durio* spp.	durian	0 R	344
Malaysia	2016	*Dyera costulata*	jelutong	1	306
Malaysia	2016	*Garcinia latissima*	kandis	1	908
Malaysia	2016	*Syzygium buettnerianum*	kelat/ubah	10	414
Malaysia	2016	*Dialium* spp.	keranji	1	449
Malaysia	2016	*Koompassia malaccensis*	menggris/kempas	4	483
Malaysia	2016	*Shorea* spp.	meranti	19	413
Malaysia	2016	*Anisoptera* spp.	mersawa	1	273
Malaysia	2016	*Cotylelobium* spp.	resak	1	205
Malaysia	2016	*Hevea brasiliensis*	rubberwood	0 R	409
Malaysia	2016	*Tristaniopsis obovata*	selunsur	2	422
Malaysia	2016	*Dracontomelon dao*	sengkuang	0 R	603
Malaysia	2016	*Copaifera palustris*	sepetir	0 R	1144
Malaysia	2016	*Koompassia excelsa*	tapang/tualang	3	348
Malaysia	2016	*Shorea* spp.	yellow meranti	19	399
Malaysia	2017	*Shorea* spp.	dark red meranti		
Malaysia	2017	*Shorea* spp.	light red meranti	143	631
Malaysia	2017	*Shorea* spp.	meranti bakau		
Malaysia	2017	*Dipterocarpus* spp.	keruing	118	455
Malaysia	2017	*Hevea brasiliensis*	rubberwood	90	441
Malaysia	2017	*Shorea albida*	alan		
Malaysia	2017	*Parashorea* spp.	white lauan		
Malaysia	2017	*Shorea* spp.	white meranti	75	355
Malaysia	2017	*Parashorea* spp.	white seraya		
Malaysia	2017	*Shorea* spp.	yellow meranti		
Malaysia	2017	*Acacia mangium*	acacia mangium	4	288
Malaysia	2017	*Dryobalanops* spp.	kapur	72	467
Malaysia	2017	*Koompassia malaccensis*	kempas	59	478
Malaysia	2017	*Intsia bijuga*	merbau	43	577
Malaysia	2017	*Parashorea* spp.	red seraya	49	477
Malaysia	2017	*Shorea* spp.	selangan batu	30	603
Malaysia	2017	*Parashorea* spp.	white seraya	2	647
Malaysia	2017	*Parashorea* spp.	yellow seraya	8	509
Malaysia	2017	*Agathis* spp.	agathis		
Malaysia	2017	*Agathis* spp.	bindang	2	501
Malaysia	2017	*Agathis* spp.	damak minyak		
Malaysia	2017	*Madhuca utilis*	bitis	0 R	491
Malaysia	2017	*Dyera costulata*	jelutong	0 R	316
Malaysia	2017	*Garcinia latissima*	kandis	1	879
Malaysia	2017	*Syzygium buettnerianum*	kelat/ubah	7	366
Malaysia	2017	*Dialium* spp.	keranji	2	377
Malaysia	2017	*Combretocarpus rotundatus*	keruntum	0 R	708
Malaysia	2017	*Koompassia malaccensis*	menggris/kempas	3	419
Malaysia	2017	*Shorea* spp.	meranti	16	354
Malaysia	2017	*Palaquium* spp.	nyatoh	0 R	173
Malaysia	2017	*Cotylelobium* spp.	resak	2	322
Malaysia	2017	*Tristaniopsis obovata*	selunsur	2	502
Malaysia	2017	*Dacrydium* spp.	sempilor	0 R	302
Malaysia	2017	*Koompassia excelsa*	tapang/tualang	4	446
Malaysia	2017	*Shorea* spp.	yellow meranti	16	353
Myanmar	2016	*Technona grandis*	teak	19 I	1600
Myanmar	2017	*Technona grandis*	teak	7 I	1000
Latin America					
Brazil	2015	*Ochroma lagopus*	balsa		
Brazil	2015	*Phoebe porosa*	imbuia	3	806
Brazil	2015	*Dialianthera* spp.	virola		

Table 3-2-b. Major Tropical Sawnwood Species Exported by ITTO Members

Country	Year	Latin Name or HS Code	Pilot Name/Local Name	Volume 1000 m³	Avg. Price $/m³
Brazil	2015	*Piptadenia macrocarpa*	angico preto	0 R	799
Brazil	2015	*Cedrella fissilis*	cedro	2	1124
Brazil	2015	*Tabebuia* spp.	ipê	48	796
Brazil	2015	*Cordia* spp.	louro	0 R	826
Brazil	2015	*Swietenia macrophylla*	mogno	1	756
Brazil	2015	*Balfourodendron riedelianum*	pau marfim	0 R	662
Brazil	2015	*Aspidospema* spp.	peroba	0 R	800
Brazil	2016	*Ochroma lagopus*	balsa		
Brazil	2016	*Phoebe porosa*	imbuia	5	864
Brazil	2016	*Dialianthera* spp.	virola		
Brazil	2016	*Cedrella fissilis*	cedro	2	83
Brazil	2016	*Tabebuia* spp.	ipê	55	656
Brazil	2016	*Cordia* spp.	louro	3	407
Brazil	2016	*Swietenia macrophylla*	mogno	1	930
Brazil	2016	*Aspidospema* spp.	peroba	0 R	865
Guatemala	2016	*Swietenia* spp.	caoba	3	1812
Guatemala	2016	*Cedrella odorata*	cedro	0 R	789
Guatemala	2016	*Cupresus lusitanica*	cipres comun	2	268
Guatemala	2016	*Hevea brasilensis*	hule	2	728
Guatemala	2016	*Lonchocarpus castilloi*	manchiche	0 R	1780
Guatemala	2016	*Cybistax donnel smihthii*	palo blanco	1	421
Guatemala	2016	*Dalvergia stevensonni*	rossul	0 R	2445
Guatemala	2016	*Calophyllum brasiliense*	santa maria	0 R	1961
Guatemala	2017	*Swietenia* spp.	caoba	2	1475
Guatemala	2017	*Cedrella odorata*	cedro	0 R	829
Guatemala	2017	*Cupresus lusitanica*	cipres comun	2	288
Guatemala	2017	*Hevea brasilensis*	hule	0 R	4977
Guatemala	2017	*Lonchocarpus castilloi*	manchiche	0 R	1599
Guatemala	2017	*Cybistax donnel smihthii*	palo blanco	1	793
Guatemala	2017	*Dalvergia stevensonni*	rossul	0 R	2659
Guatemala	2017	*Calophyllum brasiliense*	santa maria	0 R	1854
Guyana	2015	*Manilkara bidentata*	bulletwood	0 R	680
Guyana	2015	*Hymenolobium* spp.	darina	1	733
Guyana	2015	*Chlorocardium rodiei*	greenheart	7	888
Guyana	2015	*Goupia glabra*	kabukalli	0 R	642
Guyana	2015	*Hymenaea courbaril*	locust	0 R	833
Guyana	2015	*Mora excelsa*	mora	3	550
Guyana	2015	*Peltogyne venosa*	purpleheart	0 R	991
Guyana	2015	*Swartzia* spp.	wamara	1	608
Guyana	2015	*Tabebuia ipe*	washiba	2	2310
Guyana	2016	*Hymenolobium* spp.	darina	1	753
Guyana	2016	*Chlorocardium rodiei*	greenheart	9	785
Guyana	2016	*Goupia glabra*	kabukalli	0 R	711
Guyana	2016	*Hymeneaea courbaril*	locust	1	888
Guyana	2016	*Mora excelsa*	mora	1	551
Guyana	2016	*Peltogyne venosa*	purpleheart	4	972
Guyana	2016	*Eperua falcata*	wallaba	0 R	613
Guyana	2016	*Swartzia* spp.	wamara	0 R	639
Guyana	2016	*Tabebuia* spp.	washiba	2	2017
Guyana	2017	*Hymenolobium* spp.	darina	0 R	620
Guyana	2017	*Chlorocardium rodiei*	greenheart	9	839
Guyana	2017	*Goupia glabra*	kabukalli	0 R	688
Guyana	2017	*Hymeneaea courbaril*	locust	0 R	1148
Guyana	2017	*Mora excelsa*	mora	2	511
Guyana	2017	*Peltogyne venosa*	purpleheart	3	984
Guyana	2017	*Eperua falcata*	wallaba	0 R	705
Guyana	2017	*Swartzia* spp.	wamara	0 R	585
Guyana	2017	*Tabebuia* spp.	washiba	2	2048

Table 3-2-b. Major Tropical Sawnwood Species Exported by ITTO Members

Country	Year	Latin Name or HS Code	Pilot Name/Local Name	Volume 1000 m³	Avg. Price $/m³
Mexico	2015	*Shorea* spp.	dark red meranti		
Mexico	2015	*Chlorophora* spp.	iroko		
Mexico	2015	*Dyera costulata*	jelutong		
Mexico	2015	*Dactylocladus stenostachys*	jongkong		
Mexico	2015	*Dryobalanops* spp.	kapur		
Mexico	2015	*Dipterocarpus* spp.	keruing		
Mexico	2015	*Shorea* spp.	light red meranti	4	533
Mexico	2015	*Swietenia* spp.	mahogany		
Mexico	2015	*Shorea* spp.	meranti bakau		
Mexico	2015	*Intsia* spp.	merbau		
Mexico	2015	*Gonystylus* spp.	ramin		
Mexico	2015	*Entandrophragma cylindricum*	sapelli		
Mexico	2015	*Tectona grandis*	teak		
Mexico	2016	*Shorea* spp.	dark red meranti		
Mexico	2016	*Chlorophora* spp.	iroko		
Mexico	2016	*Dyera costulata*	jelutong		
Mexico	2016	*Dactylocladus stenostachys*	jongkong		
Mexico	2016	*Dryobalanops* spp.	kapur		
Mexico	2016	*Dipterocarpus* spp.	keruing		
Mexico	2016	*Shorea* spp.	light red meranti	5	495
Mexico	2016	*Swietenia* spp.	mahogany		
Mexico	2016	*Shorea* spp.	meranti bakau		
Mexico	2016	*Intsia* spp.	merbau		
Mexico	2016	*Gonystylus* spp.	ramin		
Mexico	2016	*Entandrophragma cylindricum*	sapelli		
Mexico	2016	*Tectona grandis*	teak		
Mexico	2017	*Shorea* spp.	dark red meranti		
Mexico	2017	*Chlorophora* spp.	iroko		
Mexico	2017	*Dyera costulata*	jelutong		
Mexico	2017	*Dactylocladus stenostachys*	jongkong		
Mexico	2017	*Dryobalanops* spp.	kapur		
Mexico	2017	*Dipterocarpus* spp.	keruing		
Mexico	2017	*Shorea* spp.	light red meranti	4	616
Mexico	2017	*Swietenia* spp.	mahogany		
Mexico	2017	*Shorea* spp.	meranti bakau		
Mexico	2017	*Intsia* spp.	merbau		
Mexico	2017	*Gonystylus* spp.	ramin		
Mexico	2017	*Entandrophragma cylindricum*	sapelli		
Mexico	2017	*Tectona grandis*	teak		
Suriname	2015	*Dicorynia guianensis*	basralocus	6	326
Suriname	2015	*Qualea rosea*	gronfolo	2	305
Suriname	2015	*Couratari oblongifolia*	ingi-pipa	1	359
Suriname	2015	*Tabebuia capitata*	maka-grin	2	371
Suriname	2015	*Peltogyne venosa*	purperhart	0 R	321
Suriname	2015	*Eperua falcata*	walaba	2	339
Suriname	2015	*Vataireopsis speciosa*	youngu-kabbes	1	371
Suriname	2016	*Dicorynia guianensis*	basralocus	11	311
Suriname	2016	*Manilkara bidentata*	boletrie	1	317
Suriname	2016	*Tabebuia serratifolia*	groenhart	0 R	303
Suriname	2016	*Qualea rosea*	gronfolo	2	304
Suriname	2016	*Hymenolobium flavum*	maka kabbes	1	315
Suriname	2016	*Tabebuia capitata*	maka-grin	2	328
Suriname	2016	*Peltogyne paniculata*	purperhart	1	313
Suriname	2016	*Eperua falcata*	walaba	3	318
Suriname	2017	*Dicorynia guianensis*	basralocus	6	310
Suriname	2017	*Manilkara bidentata*	boletrie	1	314
Suriname	2017	*Tabebuia serratifolia*	groenhart	1	347
Suriname	2017	*Qualea rosea*	gronfolo	2	316
Suriname	2017	*Hymenolobium flavum*	maka kabbes	1	284
Suriname	2017	*Tabebuia capitata*	maka-grin	2	329
Suriname	2017	*Peltogyne paniculata*	purperhart	1	314
Suriname	2017	*Eperua falcata*	walaba	1	326

Table 3-2-b. Major Tropical Sawnwood Species Exported by ITTO Members

Country	Year	Latin Name or HS Code	Pilot Name/Local Name	Volume 1000 m³	Avg. Price $/m³
CONSUMERS					
Asia-Pacific					
Australia	2016	*Ochroma lagopus*	balsa		
Australia	2016	*Phoebe porosa*	imbuia	1 I	159
Australia	2016	*Dialianthera* spp.	virola		
Australia	2017	*Ochroma lagopus*	balsa		
Australia	2017	*Phoebe porosa*	imbuia	1 I	162
Australia	2017	*Dialianthera* spp.	virola		
Korea, Rep. of	2015	*Swietenia* spp.	mahogany	0 R	1398
Korea, Rep. of	2015	*Entandrophragma cylindricum*	sapelli	0 R	2123
Korea, Rep. of	2015	*Dyera costulata*	jelutong		
Korea, Rep. of	2015	*Dactylocladus stenostachys*	jongkong		
Korea, Rep. of	2015	*Dryobalanops* spp.	kapur		
Korea, Rep. of	2015	*Koompassia malaccensis*	kempas	0 R	535
Korea, Rep. of	2015	*Dipterocarpus* spp.	keruing		
Korea, Rep. of	2015	*Intsia* spp.	merbau		
Korea, Rep. of	2015	*Gonystylus* spp.	ramin		
Korea, Rep. of	2017	*Dyera costulata*	jelutong		
Korea, Rep. of	2017	*Dactylocladus stenostachys*	jongkong		
Korea, Rep. of	2017	*Dryobalanops* spp.	kapur		
Korea, Rep. of	2017	*Koompassia malaccensis*	kempas	0 R	944
Korea, Rep. of	2017	*Dipterocarpus* spp.	keruing		
Korea, Rep. of	2017	*Intsia* spp.	merbau		
Korea, Rep. of	2017	*Gonystylus* spp.	ramin		
Korea, Rep. of	2017	*Khaya* spp.	acajou d'Afrique		
Korea, Rep. of	2017	*Lophira alata*	azobe		
Korea, Rep. of	2017	*Lovoa* spp.	dibetou		
Korea, Rep. of	2017	*Pycnanthus angolensis*	ilomba		
Korea, Rep. of	2017	*Terminalia superba*	limba		
Korea, Rep. of	2017	*Tieghella heckelii*	makore	0 R	302
Korea, Rep. of	2017	*Mansonia altissima*	mansonia		
Korea, Rep. of	2017	*Triplochiton scleroxylon*	obeche		
Korea, Rep. of	2017	*Aucoumea klaineana*	okoumé		
Korea, Rep. of	2017	*Entandrophragma utile*	sipo		
Korea, Rep. of	2017	*Entandrophragma angolense*	tiama		
New Zealand	2015	44.07.21.12.15	(see accompanying notes)	0 R	2538
New Zealand	2015	44.07.22.12.15		0 RI	579
New Zealand	2015	44.07.29.10.10		0 R	74
New Zealand	2015	44.07.29.10.19		0 R	4076
New Zealand	2015	44.07.29.10.27		0 R	2214
New Zealand	2015	44.07.29.10.39		0 R	19997
New Zealand	2015	44.07.29.30.09		0 R	1865
New Zealand	2015	44.07.29.90.10		5	144
New Zealand	2015	44.07.29.90.19		0 R	1123
New Zealand	2015	44.07.29.90.39		0 R	1768
New Zealand	2016	44.07.21.12.10	(see accompanying notes)	0 R	292
New Zealand	2016	44.07.27.19.00		0 R	135
New Zealand	2016	44.07.29.10.27		0 R	1705
New Zealand	2016	44.07.29.30.09		0 R	544
New Zealand	2016	44.07.29.90.10		2	122
New Zealand	2016	44.07.29.90.19		0 R	726
New Zealand	2016	44.07.29.90.39		0 R	249
EU					
Czech Rep.	2015	*Ochroma lagopus*	balsa		
Czech Rep.	2015	*Phoebe porosa*	imbuia	0 R	683
Czech Rep.	2015	*Dialianthera* spp.	virola		
Czech Rep.	2015	*Swietenia* spp.	mahogany	0 R	4231
Czech Rep.	2015	44.07.26/7/8	(see accompanying notes)	0 R	579
Czech Rep.	2015	44.07.29.1/2/6/8/9		0 R	804
Czech Rep.	2015	44.07.99/2/9		0 R	698
Czech Rep.	2016	*Swietenia* spp.	mahogany	0 R	661
Czech Rep.	2017	*Swietenia* spp.	mahogany	0 R	698

Table 3-2-b. Major Tropical Sawnwood Species Exported by ITTO Members

Country	Year	Latin Name or HS Code	Pilot Name/Local Name	Volume 1000 m³	Avg. Price $/m³
Estonia	2015	*Swietenia* spp.	mahogany	0 R	74
Estonia	2017	*Swietenia* spp.	mahogany	0 R	299
Finland	2016	44.07.22.91	(see accompanying notes)	0 R	110
Finland	2016	44.07.29.15		0 R	5326
Finland	2016	44.07.29.60		3	923
France	2015	*Ochroma lagopus*	balsa		
France	2015	*Phoebe porosa*	imbuia	0 R	18303
France	2015	*Dialianthera* spp.	virola		
France	2015	*Parashorea* spp., *Pentacme* spp.	dark red meranti		
France	2015	*Shorea* spp.	light red meranti	0 R	1343
France	2015	*Parashorea* spp.	meranti bakau		
France	2015	*Chlorophora* spp.	iroko	0 R	895
France	2015	*Swietenia* spp.	mahogany	0 R	1602
France	2015	*Entandrophragma cylindricum*	sapelli	1	1553
France	2016	*Ochroma lagopus*	balsa		
France	2016	*Phoebe porosa*	imbuia	0 R	24236
France	2016	*Dialianthera* spp.	virola		
France	2016	*Parashorea* spp., *Pentacme* spp.	dark red meranti		
France	2016	*Shorea* spp.	light red meranti	0 R	1558
France	2016	*Parashorea* spp.	meranti bakau		
France	2016	*Swietenia* spp.	mahogany	0 R	748
France	2017	*Ochroma lagopus*	balsa		16282
France	2017	*Phoebe porosa*	imbuia	0 R	
France	2017	*Dialianthera* spp.	virola		
France	2017	*Parashorea* spp., *Pentacme* spp.	dark red meranti		
France	2017	*Shorea* spp.	light red meranti	0 R	1164
France	2017	*Parashorea* spp.	meranti bakau		
France	2017	*Swietenia* spp.	mahogany	0 R	830
Germany	2015	44.07.21.99	(see accompanying notes)	0 R	1629
Germany	2015	44.07.22.10		1	1049
Germany	2015	44.07.22.99		0 R	801
Germany	2015	44.07.25.30		0 R	1576
Germany	2015	44.07.25.90		5	695
Germany	2015	44.07.26.90		0 R	589
Germany	2015	44.07.27.91		0 R	2478
Germany	2015	44.07.27.99		9	1007
Germany	2015	44.07.28.99		3	1105
Germany	2015	44.07.29.15		0 R	917
Germany	2015	44.07.29.25		1	1746
Germany	2015	44.07.29.60		17	1170
Germany	2015	44.07.29.83		0 R	1421
Germany	2015	44.07.29.95		6	971
Germany	2016	44.07.21.10	(see accompanying notes)	0 R	1771
Germany	2016	44.07.21.99		0 R	1897
Germany	2016	44.07.22.10		1	1025
Germany	2016	44.07.22.99		0 R	812
Germany	2016	44.07.25.10		0 R	871
Germany	2016	44.07.25.30		0 R	1540
Germany	2016	44.07.25.90		6	622
Germany	2016	44.07.26.90		0 R	563
Germany	2016	44.07.27.91		0 R	2754
Germany	2016	44.07.27.99		9	998
Germany	2016	44.07.28.99		4	1123
Germany	2016	44.07.29.15		0 R	1068
Germany	2016	44.07.29.25		1	1433
Germany	2016	44.07.29.60		14	1366
Germany	2016	44.07.29.83		0 R	1399
Germany	2016	44.07.29.95		3	926
Latvia	2015	*Swietenia* spp.	mahogany	0 R	1728
Poland	2015	44.07.22.10	(see accompanying notes)	0 R	4729
Poland	2015	44.07.25.90		1	1447
Poland	2015	44.07.29.95		0 R	423

Table 3-2-b. Major Tropical Sawnwood Species Exported by ITTO Members

Country	Year	Latin Name or HS Code	Pilot Name/Local Name	Volume 1000 m³	Avg. Price $/m³
Poland	2016	44.07.21	(see accompanying notes)	0 R	239
Poland	2016	44.07.22		1	5633
Poland	2016	44.07.25		0 R	1716
Poland	2016	44.07.26		0 R	1368
Poland	2016	44.07.27		0 R	1213
Poland	2016	44.07.28		0 R	1488
Poland	2016	44.07.29		1	315
Poland	2016	44.07.99.96		0 R	1355
Poland	2017	44.07.21	(see accompanying notes)	0 R	51
Poland	2017	44.07.22		1	5546
Poland	2017	44.07.25		0 R	1982
Poland	2017	44.07.27		0 R	998
Poland	2017	44.07.28		1	343
Poland	2017	44.07.29		1	2507
Slovenia	2015	44.07.21.99	(see accompanying notes)	0 R	1091
Slovenia	2015	44.07.22.91		0 R	11228
Slovenia	2015	44.07.22.99		0 R	5543
Slovenia	2015	44.07.25.90		0 R	1409
Slovenia	2015	44.07.29.45		0 R	13828
Slovenia	2015	44.07.29.60		0 R	4357
Slovenia	2015	44.07.29.95		0 R	1245
Slovenia	2015	44.07.99.96		0 R	1236
Slovenia	2016	44.07.22.99	(see accompanying notes)	0 R	6230
Slovenia	2016	44.07.25.90		0 R	1530
Slovenia	2016	44.07.27.99		0 R	1149
Slovenia	2016	44.07.28.99		0 R	970
Slovenia	2016	44.07.29.15		0 R	4590
Slovenia	2016	44.07.29.20		0 R	939
Slovenia	2016	44.07.29.45		0 R	8447
Slovenia	2016	44.07.29.60		0 R	3825
Slovenia	2016	44.07.29.95		0 R	1279
Slovenia	2016	44.07.99.96		0 R	1311
Slovenia	2017	44.07.21.99		0 R	1038
Slovenia	2017	44.07.22.91		0 R	13811
Slovenia	2017	44.07.22.99		0 R	10002
Slovenia	2017	44.07.25.90		0 R	1697
Slovenia	2017	44.07.27.99		0 R	937
Slovenia	2017	44.07.28.99		0 R	1380
Slovenia	2017	44.07.29.15		0 R	7185
Slovenia	2017	44.07.29.83		0 R	2330
Slovenia	2017	44.07.29.95		0 R	1739
Slovenia	2017	44.07.29.96		0 R	1989
Slovenia	2017	44.07.29.97		0 R	2697
Slovenia	2017	44.07.29.98		0 R	1385
Europe Non-EU					
Norway	2015	44.07.29	(see accompanying notes)	0 R	3020
Norway	2016	44.07.21	(see accompanying notes)	0 R	778
Norway	2016	44.07.29		0 R	10732

Table 3-2-c. Major Tropical Veneer Species Exported by ITTO Members

Country	Year	Latin Name or HS Code	Pilot Name/Local Name	Volume 1000 m³	Avg. Price $/m³
PRODUCERS					
Africa					
Congo, Rep. of	2015	*Aucoumea klainea*	okoumé	12 I	1035
Congo, Rep. of	2016	*Aucoumea klainea*	okoumé	13 I	1076
Congo, Rep. of	2016	*Dacryodes pubescens*	safoukala	0 R	229
Congo, Rep. of	2017	*Rhodognaphalon bréviscupe*	alone	5 I	1006
Congo, Rep. of	2017	*Aucoumea klainea*	okoumé	5 I	1006
Congo, Rep. of	2017	*Dacryodes pubescens*	safoukala	5 I	1006
Ghana	2015	*Aningeria* spp.	asanfina	4	936
Ghana	2015	*Ceiba pentandra*	ceiba	3 I	503
Ghana	2015	*Antiaris africana*	chenchen	1 I	737
Ghana	2015	*Entandrophragma angolense*	edinam	0 R	1205
Ghana	2015	*Petersianthus macrocarpus*	essa	3	556
Ghana	2015	*Pterygota macrocarpa*	koto/kyere	2	1158
Ghana	2015	*Khaya ivorensis*	mahogany	2	1364
Ghana	2015	*Tieghmella heckelli*	makore	1	1043
Ghana	2015	*Entandrophragma cylindricum*	sapele	3	1090
Ghana	2016	*Aningeria* spp.	asanfina	4	965
Ghana	2016	*Ceiba pentandra*	ceiba	5	381
Ghana	2016	*Antiaris africana*	chenchen	2	599
Ghana	2016	*Entandrophragma angolense*	edinam	0 R	980
Ghana	2016	*Petersianthus macrocarpus*	essa	0 R	477
Ghana	2016	*Pterygota macrocarpa*	koto/kyere	2	910
Ghana	2016	*Khaya ivorensis*	mahogany	1	1410
Ghana	2016	*Tieghmella heckelli*	makore	1	867
Ghana	2016	*Aucoumea klaineana*	okoume	0 R	619
Ghana	2016	*Entandrophragma cylindricum*	sapele	2	999
Madagascar	2015	*Symphonia* spp.	kijy	0 RI	400
Madagascar	2016	*Weinmannia munitiflora*	lalona	0 RI	385
Asia-Pacific					
Myanmar	2017	*Dipterocarpus* spp.	in/kanyin	4 I	500
Latin America					
Brazil	2015	*Cedrella fissilis*	cedro	0 R	3261
Brazil	2016	*Cedrella fissilis*	cedro	0 R	3307
Guatemala	2016	*Swietenia* spp.	caoba	0 RI	2509
Guatemala	2017	*Swietenia* spp.	caoba	0 RI	1238
Mexico	2015	*Shorea* spp.	dark red meranti		
Mexico	2015	*Shorea* spp.	light red meranti	1 I	2635
Mexico	2015	*Shorea rugosa*	meranti bakau		
Mexico	2016	*Shorea* spp.	dark red meranti		
Mexico	2016	*Shorea* spp.	light red meranti	1 I	3136
Mexico	2016	*Shorea rugosa*	meranti bakau		
Mexico	2017	*Shorea* spp.	dark red meranti		
Mexico	2017	*Shorea* spp.	light red meranti	1 I	3413
Mexico	2017	*Shorea rugosa*	meranti bakau		
CONSUMERS					
Asia-Pacific					
Korea, Rep. of	2015	*Parashorea* spp., *Pentacme* spp.	white lauan	0 R	1569
Korea, Rep. of	2016	*Khaya* spp.	acajou d'Afrique		
Korea, Rep. of	2016	*Triplochyton scleroxylon*	obéché		
Korea, Rep. of	2016	*Aucoumea klaineana*	okoumé	0 R	1569
Korea, Rep. of	2016	*Entandrophragma cylindricum*	sapelli		
Korea, Rep. of	2016	*Entandrophragma utile*	sipo		
Korea, Rep. of	2016	*Tectona grandis*	teak	0 RI	439

Table 3-2-c. Major Tropical Veneer Species Exported by ITTO Members

Country	Year	Latin Name or HS Code	Pilot Name/Local Name	Volume 1000 m³	Avg. Price $/m³
Korea, Rep. of	2017	*Khaya* spp.	acajou d'Afrique		
Korea, Rep. of	2017	*Triplochyton scleroxylon*	obéché		
Korea, Rep. of	2017	*Aucoumea klaineana*	okoumé	0 R	5725
Korea, Rep. of	2017	*Entandrophragma cylindricum*	sapelli		
Korea, Rep. of	2017	*Entandrophragma utile*	sipo		
Korea, Rep. of	2017	*Shorea rugosa*	meranti bakau	0 R	1010
Korea, Rep. of	2017	*Tectona grandis*	teak	0 R	59708
New Zealand	2015	44.08.31.90.39	(see accompanying notes)	0 R	1336
New Zealand	2015	44.08.39.90.09		0 R	1162
New Zealand	2015	44.08.90.08.41		0 R	37331
New Zealand	2016	44.08.39.90.09	(see accompanying notes)	0 R	171
New Zealand	2016	44.08.39.90.63		0 R	455
New Zealand	2016	44.08.39.90.69		0 R	1171
EU					
Czech Rep.	2015	44.08.31.25	(see accompanying notes)	0 R	406
Czech Rep.	2015	44.08.39.15		0 R	406
Czech Rep.	2015	44.08.39.31/5		0 RI	406
Czech Rep.	2015	44.08.39.85/95		1	406
Czech Rep.	2016	*Shorea* spp.	dark red meranti		
Czech Rep.	2016	*Shorea* spp.	light red meranti	1 I	1685
Czech Rep.	2016	*Shorea rugosa*	meranti bakau		
Czech Rep.	2017	*Shorea* spp.	dark red meranti		
Czech Rep.	2017	*Shorea* spp.	light red meranti	0 RI	4635
Czech Rep.	2017	*Shorea rugosa*	meranti bakau		
Estonia	2016	*Khaya* spp.	acajou d'Afrique		
Estonia	2016	*Terminalia superba*	limba		
Estonia	2016	*Swietenia* spp.	mahogany		
Estonia	2016	*Triplochiton scleroxylon*	obeche		
Estonia	2016	*Aucouméa klainéa*	okoumé	0 R	937
Estonia	2016	*Dalbergia spruceana*	palissandre de para		
Estonia	2016	*Dalbergia spruceana*	palissandre de Rio		
Estonia	2016	*Dalbergia decipularis*	palissandre de rose		
Finland	2016	44.08.39.30	(see accompanying notes)	0 R	1550
Finland	2016	44.08.39.95		0 R	986
France	2015	*Shorea* spp.	dark red meranti		
France	2015	*Shorea* spp.	light red meranti	0 R	29965
France	2015	*Shorea rugosa*	meranti bakau		
France	2015	*Khaya* spp.	acajou		
France	2015	*Terminalia superba*	limba		
France	2015	*Swietenia* spp.	mahogany		
France	2015	*Aucouméa klainéa*	okoumé		
France	2015	*Dalbergia decipularis*	palissandre de rose	0 R	3862
France	2015	*Entandrophragma cylindricum*	sapelli		
France	2015	*Entandrophragma utile*	sipo		
France	2015	*Parashorea* spp., *Pentacme* spp.	white lauan		
France	2016	*Shorea* spp.	dark red meranti		
France	2016	*Shorea* spp.	light red meranti	0 R	581
France	2016	*Shorea rugosa*	meranti bakau		
France	2016	*Khaya* spp.	acajou		
France	2016	*Terminalia superba*	limba		
France	2016	*Swietenia* spp.	mahogany		
France	2016	*Aucouméa klainéa*	okoumé		
France	2016	*Dalbergia decipularis*	palissandre de rose	2	1743
France	2016	*Entandrophragma cylindricum*	sapelli		
France	2016	*Entandrophragma utile*	sipo		
France	2016	*Parashorea* spp., *Pentacme* spp.	white lauan		
France	2017	*Shorea* spp.	dark red meranti		
France	2017	*Shorea* spp.	light red meranti	0 R	14022
France	2017	*Shorea rugosa*	meranti bakau		
France	2017	*Khaya* spp.	acajou		
France	2017	*Terminalia superba*	limba		
France	2017	*Swietenia* spp.	mahogany		
France	2017	*Aucouméa klainéa*	okoumé		
France	2017	*Dalbergia decipularis*	palissandre de rose	1	4173
France	2017	*Entandrophragma cylindricum*	sapelli		
France	2017	*Entandrophragma utile*	sipo		
France	2017	*Parashorea* spp., *Pentacme* spp.	white lauan		

Table 3-2-c. Major Tropical Veneer Species Exported by ITTO Members

Country	Year	Latin Name or HS Code	Pilot Name/Local Name	Volume 1000 m³	Avg. Price $/m³
Germany	2015	44.08.31.30	(see accompanying notes)	0 R	2286
Germany	2015	44.08.39.15		0 R	12710
Germany	2015	44.08.39.30		1	2540
Germany	2015	44.08.39.55		0 R	5755
Germany	2015	44.08.39.85		1	5368
Germany	2015	44.08.39.95		1	1490
Germany	2016	44.08.31.30	(see accompanying notes)	0 R	5154
Germany	2016	44.08.39.15		0 R	8629
Germany	2016	44.08.39.30		1	2857
Germany	2016	44.08.39.55		0 R	9610
Germany	2016	44.08.39.85		1	5836
Germany	2016	44.08.39.95		1	1714
Poland	2015	44.08.39.30	(see accompanying notes)	0 R	1818
Poland	2016	44.08.39	(see accompanying notes)	0 R	1395
Poland	2017	44.08.31	(see accompanying notes)	0 R	166
Poland	2017	44.08.39		0 R	1738
Slovenia	2015	44.08.39.15	(see accompanying notes)	0 R	3961
Slovenia	2015	44.08.39.30		0 R	3062
Slovenia	2015	44.08.39.55		0 R	9341
Slovenia	2015	44.08.39.85		1	2943
Slovenia	2015	44.08.39.95		0 R	57979
Slovenia	2016	44.08.39.15	(see accompanying notes)	0 R	2936
Slovenia	2016	44.08.39.30		0 R	2758
Slovenia	2016	44.08.39.55		0 R	9881
Slovenia	2016	44.08.39.85		1	3205
Slovenia	2016	44.08.39.95		0 R	2576
Slovenia	2017	44.08.31.30	(see accompanying notes)	0 R	36169
Slovenia	2017	44.08.39.15		0 R	2257
Slovenia	2017	44.08.39.30		0 R	5429
Slovenia	2017	44.08.39.55		0 R	9815
Slovenia	2017	44.08.39.85		1	2818
Slovenia	2017	44.08.39.95		0 R	2447
Europe Non-EU					
Norway	2015	44.08.31.90	(see accompanying notes)	0 RI	20948
Norway	2016	44.08.39.90		0 RI	4282

Table 3-2-d. Major Tropical Plywood Species Exported by ITTO Members

Country	Year	Latin Name or HS Code	Pilot Name/Local Name	Volume 1000 m³	Avg. Price $/m³
PRODUCERS					
Africa					
Congo, Rep. of	2015	*Aucoumea klainea*	okoumé	0 R	258
Congo, Rep. of	2015	*Canarium schweinfurthii*	aiélé	0 RI	451
Ghana	2015	*Aningeria* spp.	asanfina	1	419
Ghana	2015	*Ceiba pentandra*	ceiba	39 I	319
Ghana	2015	*Antiaris africana*	chenchen	0 R	333
Ghana	2015	*Khaya ivorensis*	mahogany	1 I	329
Ghana	2015	*Termnalia superba*	ofram	1 I	355
Ghana	2015	*Entandrophragma cylindricum*	sapele	0 R	358
Ghana	2016	*Ceiba pentandra*	ceiba	12 I	183
Ghana	2016	*Antiaris africana*	chenchen	0 R	561
Ghana	2016	*Khaya ivorensis*	mahogany	4	143
Ghana	2016	*Termnalia superba*	ofram	0	310
Ghana	2016	*Entandrophragma cylindricum*	sapele	1	40
Mali	2015	*Gmelina arborea*	melina	0 RI	351
Mali	2016	*Gmelina arborea*	melina	0 RI	355
Mali	2017	*Gmelina arborea*	melina	0 RI	308
Latin America					
Guatemala	2017	*Ceiba pentandra*	ceiba	0 R	1060
Guatemala	2018	*Ceiba pentandra*	ceiba	0 R	2701
Guyana	2015	*Catostemma commune*	baromalli	4	495
Guyana	2015	*Swartzia* spp.	wamara	0 R	467
Guyana	2016	*Catostemma commune*	baromalli	1 I	700
Guyana	2017	*Catostemma commune*	baromalli	2 I	664
Guyana	2017	*Chlorocardium rodiei*	greenheart	0 R	594
Mexico	2017	*Khaya* spp.	acajou d'Afrique		
Mexico	2017	*Shorea* spp.	dark red meranti		
Mexico	2017	*Shorea* spp.	light red meranti		
Mexico	2017	*Terminalia superba*	limba		
Mexico	2017	*Swietenia* spp.	mahogany		
Mexico	2017	*Triplochiton scleroxylon*	obeche		
Mexico	2017	*Aucouméa klainéa*	okoumé		
Mexico	2017	*Dalbergia spruceana*	palissandre de para	0 R	1567
Mexico	2017	*Dalbergia spruceana*	palissandre de Rio		
Mexico	2017	*Dalbergia decipularis*	palissandre de rose		
Mexico	2017	*Entandrophragma cylindricum*	sapelli		
Mexico	2017	*Entandrophragma utile*	sipo		
Mexico	2017	*Dialianthera* spp.	virola		
Mexico	2017	*Parashorea* spp., *Pentacme* spp.	white lauan		
CONSUMERS					
Asia-Pacific					
New Zealand	2015	44.12.31.01.19	(see accompanying notes)	0 R	592
New Zealand	2015	44.12.31.09.29		0 R	961
New Zealand	2015	44.12.31.09.39		0 R	33
New Zealand	2015	44.12.94.01.39		0 R	100
New Zealand	2015	44.12.99.01.39		0 R	1724
New Zealand	2015	44.12.99.09.19		0 R	289
New Zealand	2015	44.12.99.35.19		0 R	3474
New Zealand	2015	44.12.99.45.19		0 R	771
New Zealand	2016	44.12.31.01.10	(see accompanying notes)	0 R	399
New Zealand	2016	44.12.31.01.19		0 R	1006
New Zealand	2016	44.12.31.09.29		0 R	1026
New Zealand	2016	44.12.31.09.39		0 R	625
New Zealand	2016	44.12.99.01.39		0 R	1152
New Zealand	2016	44.12.99.09.19		0 R	545
New Zealand	2016	44.12.99.35.19		0 R	693
New Zealand	2016	44.12.99.45.19		0 R	758

Table 3-2-d. Major Tropical Plywood Species Exported by ITTO Members

Country	Year	Latin Name or HS Code	Pilot Name/Local Name	Volume 1000 m³	Avg. Price $/m³
EU					
Czech Rep.	2015	44.12.31.10/90	(see accompanying notes)	1	1006
Estonia	2015	*Khaya* spp.	acajou d'Afrique		
Estonia	2015	*Shorea* spp.	dark red meranti		
Estonia	2015	*Shorea* spp.	light red meranti		
Estonia	2015	*Terminalia superba*	limba		
Estonia	2015	*Swietenia* spp.	mahogany		
Estonia	2015	*Triplochiton scleroxylon*	obeche		
Estonia	2015	*Aucouméa klainéa*	okoumé		
Estonia	2015	*Dalbergia spruceana*	palissandre de para	0 R	841
Estonia	2015	*Dalbergia spruceana*	palissandre de Rio		
Estonia	2015	*Dalbergia decipularis*	palissandre de rose		
Estonia	2015	*Entandrophragma cylindricum*	sapelli		
Estonia	2015	*Entandrophragma utile*	sipo		
Estonia	2015	*Dialianthera* spp.	virola		
Estonia	2015	*Parashorea* spp., *Pentacme* spp.	white lauan		
Estonia	2016	*Khaya* spp.	acajou d'Afrique		
Estonia	2016	*Shorea* spp.	dark red meranti		
Estonia	2016	*Shorea* spp.	light red meranti		
Estonia	2016	*Terminalia superba*	limba		
Estonia	2016	*Swietenia* spp.	mahogany		
Estonia	2016	*Triplochiton scleroxylon*	obeche		
Estonia	2016	*Aucouméa klainéa*	okoumé		
Estonia	2016	*Dalbergia spruceana*	palissandre de para	0 R	1232
Estonia	2016	*Dalbergia spruceana*	palissandre de Rio		
Estonia	2016	*Dalbergia decipularis*	palissandre de rose		
Estonia	2016	*Entandrophragma cylindricum*	sapelli		
Estonia	2016	*Entandrophragma utile*	sipo		
Estonia	2016	*Dialianthera* spp.	virola		
Estonia	2016	*Parashorea* spp., *Pentacme* spp.	white lauan		
Estonia	2017	*Khaya* spp.	acajou d'Afrique		
Estonia	2017	*Shorea* spp.	dark red meranti		
Estonia	2017	*Shorea* spp.	light red meranti		
Estonia	2017	*Terminalia superba*	limba		
Estonia	2017	*Swietenia* spp.	mahogany		
Estonia	2017	*Triplochiton scleroxylon*	obeche		
Estonia	2017	*Aucouméa klainéa*	okoumé		
Estonia	2017	*Dalbergia spruceana*	palissandre de para	0 R	579
Estonia	2017	*Dalbergia spruceana*	palissandre de Rio		
Estonia	2017	*Dalbergia decipularis*	palissandre de rose		
Estonia	2017	*Entandrophragma cylindricum*	sapelli		
Estonia	2017	*Entandrophragma utile*	sipo		
Estonia	2017	*Dialianthera* spp.	virola		
Estonia	2017	*Parashorea* spp., *Pentacme* spp.	white lauan		
Finland	2016	44.12.31.90	(see accompanying notes)	0 R	3528
Germany	2015	44.12.31.10	(see accompanying notes)	2	1678
Germany	2015	44.12.31.90		25	1319
Germany	2016	44.12.31.10	(see accompanying notes)	1	1409
Germany	2016	44.12.31.90		29	1381
Latvia	2015	*Khaya* spp.	acajou d'Afrique		
Latvia	2015	*Terminalia superba*	limba		
Latvia	2015	*Swietenia* spp.	mahogany		
Latvia	2015	*Triplochiton scleroxylon*	obeche	0 R	184
Latvia	2015	*Aucouméa klainéa*	okoumé		
Latvia	2015	*Dalbergia spruceana*	palissandre de para		
Latvia	2015	*Dalbergia spruceana*	palissandre de Rio		
Latvia	2015	*Dalbergia decipularis*	palissandre de rose		
Poland	2015	44.12.31.10	(see accompanying notes)	2	605
Poland	2015	44.12.32.90			
Poland	2016	44.12.31	(see accompanying notes)		
Poland	2016	44.12.32.90		1	657
Poland	2016	44.12.99.50			
Poland	2017	44.12.31	(see accompanying notes)	0 R	815
Poland	2017	44.12.99.50		0 R	1959

Table 3-2-d. Major Tropical Plywood Species Exported by ITTO Members

Country	Year	Latin Name or HS Code	Pilot Name/Local Name	Volume 1000 m³	Avg. Price $/m³
Slovenia	2015	44.12.31.10	(see accompanying notes)	0 R	1493
Slovenia	2015	44.12.31.90		0 R	3449
Slovenia	2015	44.12.32.90		0 R	1930
Slovenia	2015	44.12.99.50		0 R	940
Slovenia	2016	44.12.31.10	(see accompanying notes)	0 R	1437
Slovenia	2016	44.12.31.90		0 R	826
Slovenia	2016	44.12.32.90		0 R	803
Slovenia	2016	44.12.99.50		0 R	342
Slovenia	2017	44.12.31.10	(see accompanying notes)	0 R	955
Slovenia	2017	44.12.31.90		0 R	2880
Slovenia	2017	44.12.99.50		0 R	1251
Europe Non-EU					
Norway	2015	44.12.31.01	(see accompanying notes)	0 R	1406
Norway	2015	44.12.31.09		0 RI	5038
Norway	2015	44.12.99.01		0 R	5999
Norway	2016	44.12.31.01	(see accompanying notes)	0 R	634
Norway	2016	44.12.31.09		0 RI	220
Norway	2016	44.12.94.01		0 R	817
Norway	2016	44.12.99.01		0 R	726

Explanatory note

This note provides details of species included under various sub-headings of Chapter 44 of the Harmonized System (HS) of customs classification (HS 92, HS 96, HS 02, HS 07, HS 12 and HS 17). It is not a comprehensive list of HS codes, but it provides a key for those countries in Appendix 3 that reported species trade according to such codes. Note that extensions of the HS beyond 6 digits are country or region specific and the same species may therefore appear under more than one code in the following list if different countries categorize it differently. Some countries have provided 10 or 8 digit HS codes with no explanation; please refer to the corresponding 8 or 6 digit code for these.

HS Code	Description
4403	**Wood in the rough, whether or not stripped of bark or sapwood, or roughly squared. (ITTO: Logs)**
44.03.41-48	**Dark red meranti, light red meranti, and meranti bakau.**
44.03.49	**Other, of tropical wood.**
44.03.49.00.10	Keruing, kapur, teak, jongkong, jelutong and kempas.
44.03.49.00.17	Okoume, obeche, sapelli, sipo, acajou d'Afrique, makore and iroko.
44.03.49.00.33	Wood, tropical; merbau (kwila), in the rough, whether or not stripped of bark or sapwood, or roughly squared, untreated.
44.03.49.00.49	Wood, tropical; as specified in the Subheading Note 2 of Chapter 44.
44.03.49.10	Acajou d'Afrique, iroko and sapelli.
44.03.49.35	Okoumé and sipo.
44.03.49.95	Other tropical wood.
44.03.99	**Other.**
44.03.99.30	Eucalyptus.
4407	**Wood sawn or chipped lengthwise, sliced or peeled, whether or not planed, sanded or finger-jointed, of a thickness exceeding 6 mm. (ITTO: Sawnwood)**
44.07.21	**Mahogany (*Swietenia* spp.).**
44.07.21.10	Mahogany (*Swietenia* spp.), sanded; end-jointed, whether or not planed or sanded.
44.07.21.12.10	Mahogany (*Swietenia* spp.), sawn or chipped lengthwise, sliced or peeled, planed, square dressed, structural, thicker than 6 mm.
44.07.21.12.15	Mahogany (*Swietenia* spp.), sawn or chipped lengthwise, sliced or peeled, planed, (not square dressed or structural), thicker than 6 mm.
44.07.21.90	Mahogany (*Swietenia* spp.), other.
44.07.21.91	Mahogany (*Swietenia* spp.), planed.
44.07.21.95.00	Mahogany (*Swietenia* spp.), sawn or chipped lengthwise, sliced or peeled, (not planed or sanded or end-jointed), thicker than 6 mm.
44.07.21.99	Mahogany (*Swietenia* spp.), other.
44.07.22	**Virola, imbuia and balsa.**
44.07.22.10	Virola, imbuia and balsa, end-jointed, whether or not planed or sanded.
44.07.22.12.10	Virola, imbuia and balsa, sawn or chipped lengthwise, sliced or peeled, planed, square dressed, structural, thicker than 6 mm.
44.07.22.12.15	Virola, imbuia and balsa, sawn or chipped lengthwise, sliced or peeled, planed, (not square dressed or structural), thicker than 6 mm.
44.07.22.25.00	Virola, imbuia and balsa, sawn or chipped lengthwise, sliced or peeled, sanded or end-jointed, thicker than 6 mm.
44.07.22.90	Virola, imbuia and balsa, other.
44.07.22.91	Virola, imbuia and balsa, other.
44.07.22.95.00	Virola, imbuia and balsa, sawn or chipped lengthwise, sliced or peeled, (not planed or sanded or end-jointed), thicker than 6 mm.
44.07.22.99	Virola, imbuia and balsa, other.
44.07.25	**Dark red meranti, light red meranti and meranti bakau.**
44.07.25.10	Dark red meranti, light red meranti and meranti bakau, end-jointed, whether or not planed or sanded.
44.07.25.11	Dark red meranti or light red meranti, planed, sanded or end-jointed.
44.07.25.21	Meranti bakau, planed, sanded or end-jointed.
44.07.25.30	Dark red meranti, light red meranti and meranti bakau, planed.
44.07.25.50	Dark red meranti, light red meranti and meranti bakau, sanded.
44.07.25.90	Dark red meranti, light red meranti and meranti bakau, other.
44.07.26	**White lauan, white meranti, white seraya, yellow meranti and alan.**
44.07.26.10	White lauan, white meranti, white seraya, yellow meranti and alan, end-jointed, whether or not planed or sanded.
44.07.26.90	White lauan, white meranti, white seraya, yellow meranti and alan, other.

44.07.27 Sapelli.

44.07.27.01.10 Sapelli, sawn or chipped lengthwise, sliced or peeled, planed, square dressed, structural, thicker than 6 mm.

44.07.27.01.19 Sapelli, sawn or chipped lengthwise, sliced or peeled, planed, (not square dressed or structural), thicker than 6 mm.

44.07.27.19.00 Wood, tropical; sapelli, sawn or chipped lengthwise, sliced or peeled, (not planed or sanded or end-jointed), thicker than 6mm.

44.07.27.91 Sapelli, planed.

44.07.27.99 Sapelli, other.

44.07.28 Iroko.

44.07.28.01.10 Iroko, sawn or chipped lengthwise, sliced or peeled, planed, square dressed, structural, thicker than 6 mm.

44.07.28.19.00 Iroko, sawn or chipped lengthwise, sliced or peeled, (not planed or sanded or end-jointed), thicker than 6 mm.

44.07.28.91 Iroko, planed.

44.07.28.99 Iroko, other.

44.07.29 Wood, tropical; as specified in the Subheading Note 2 of Chapter 44.

44.07.29.10.10 Merbau (kwila), sawn or chipped lengthwise, sliced or peeled, planed, square dressed, structure, thicker than 6 mm.

44.07.29.10.19 Wood, tropical; keruing, kapur, teak, jongkong, jelutong and kempas, sawn or chipped lengthwise, sliced or peeled, planed, square dressed, structural, thicker than 6mm.

44.07.29.10.27 Merbau (kwila), sawn or chipped lengthwise, sliced or peeled, planed, (not square dressed or structural), thicker than 6 mm.

44.07.29.10.39 Keruing, kapur, teak, jongkong, jelutong and kempas, sawn or chipped lengthwise, sliced or peeled, planed, (not square dressed or structural), thicker than 6 mm.

44.07.29.11 Jelutong (*Dyera* spp.), planed, sanded or end-jointed.

44.07.29.15 Other, end-jointed, whether or not planed or sanded.

44.07.29.20 Palissandre de para, palissandre de Rio and palissandre de rose.

44.07.29.21 Kapur, planed, sanded or end-jointed.

44.07.29.25 Other.

44.07.29.30.01 Kempas (*Koompassia* spp.).

44.07.29.30.09 Wood, tropical; as specified in the Subheading Note 2 of Chapter 44.

44.07.29.31 Kempas (*Koompassia* spp.), planed, sanded or end-jointed.

44.07.29.40.10 Keruing, kapur, teak, jongkong, jelutong and kempas, sawn or chipped lengthwise, sliced or peeled, sanded or end-jointed, thicker than 6 mm.

44.07.29.41 Keruing (*Dipterocarpus* spp.), planed, sanded or end-jointed.

44.07.29.45 Palissandre de para, palissandre de Rio and palissandre de rose, sanded.

44.07.29.60 Palissandre de para, palissandre de Rio and palissandre de rose, other.

44.07.29.61 Teak (*Tectona* spp.), planed, sanded or end-jointed.

44.07.29.71 Other, planed, sanded or end-jointed.

44.07.29.83 Palissandre de para, palissandre de Rio and palissandre de rose, planed.

44.07.29.85 Palissandre de para, palissandre de Rio and palissandre de rose, sanded.

44.07.29.90.10 Keruing, kapur, teak, jongkong, jelutong and kempas, sawn or chipped lengthwise, sliced or peeled, other than planed, sanded or end-jointed, thicker than 6 mm.

44.07.29.90.15 Okoume, obeche, sipo, acajou d'Afrique, makore, tiama, ilomba, mansonia, dibetou, limba, azobe, sawn or chipped lengthwise, sliced or peeled, other than planed, sanded or end-jointed, thicker than 6 mm.

44.07.29.90.19 Merbau (kwila), sawn or chipped lengthwise, sliced or peeled, not planed, sanded or end-jointed, thicker than 6 mm.

44.07.29.90.39 Other tropical; as specified in the Subheading Note 2 of Chapter 44.

44.07.29.91 Jongkong (*Dactylocladus* spp.) and merbau (*Intsia* spp.), planed, sanded or end-jointed.

44.07.29.92 Jongkong (*Dactylocladus* spp.) and merbau (*Intsia* spp.), other.

44.07.29.94 Albizia (*Paraserianthes falcataria*), planed, sanded or end-jointed.

44.07.29.95 Other tropical species, other.

44.07.29.99.10-90 Other.

44.07.29.96 Other tropical wood, planed; end-jointed, whether or not planed or sanded.

44.07.29.97 Other tropical wood, other, sanded.

44.07.29.98 Other tropical wood, other, other.

44.07.91 **Of oak (*Quercus* spp.).**
44.07.91.10 Of oak (*Quercus* spp.), planed, sanded or end-jointed.
44.07.91.90 Of oak (*Quercus* spp.), other.
44.07.99 **Other.**
44.07.99.20 Other, planed; end-jointed, whether or not planed or sanded.
44.07.99.96 Other, other.

4408 **Veneer sheets and sheets for plywood (whether or not spliced) and other tropical wood sawn lengthwise, sliced or finger-jointed, of a thickness not exceeding 6 mm. (ITTO: veneer)**

44.08.31 **Dark red meranti, light red meranti and meranti bakau.**
44.08.31.10 Sheets for plywood.
44.08.31.11 Dark red meranti, light red meranti and meranti bakau, end-jointed, whether or not planed or sanded.
44.08.31.21 Dark red meranti, light red meranti and meranti bakau, planed.
44.08.31.25 Dark red meranti, light red meranti and meranti bakau, sanded.
44.08.31.30 Dark red meranti, light red meranti and meranti bakau, other.
44.08.31.90 Dark red meranti, light red meranti and meranti bakau, other.
44.08.31.90.39 Dark red meranti, light red meranti, sheets for veneer or plywood, other wood sawn lengthwise, sliced, not planed, over 1 mm but not over 6 mm thick.
44.08.39 **Acajou d'Afrique, limba, mahogany (*Swietenia* spp.), obeche, okoumé, palissandre de para, palissandre de Rio, palissandre de rose, sapelli, sipo, virola and white lauan.**
44.08.39.01.00 Dark red meranti, light red meranti and meranti bakau.
44.08.39.10 Reinforced veneer sheets.
44.08.39.10.29 Wood, tropical; as specified in the Subheading Note 2 of Chapter 44.
44.08.39.15 Acajou d'Afrique, limba, mahogany (*Swietenia* spp.), obeche, okoumé, palissandre de para, palissandre de Rio, palissandre de rose, sapelli, sipo, virola and white lauan, sanded; end-jointed, whether or not planed or sanded.
44.08.39.21 Acajou d'Afrique, limba, mahogany (*Swietenia* spp.), obeche, okoumé, palissandre de para, palissandre de Rio, palissandre de rose, sapelli, sipo, virola and white lauan, planed.
44.08.39.30 Acajou d'Afrique, limba, mahogany (*Swietenia* spp.), obeche, okoumé, palissandre de para, palissandre de Rio, palissandre de rose, sapelli, sipo, virola and white lauan, other.
44.08.39.31 Acajou d'Afrique, limba, mahogany (*Swietenia* spp.), obeche, okoumé, palissandre de Para, palissandre de Rio, palissandre de Rose, sapelli, sipo, virola and white lauan.
44.08.39.55 Other.
44.08.39.70 Other.
44.08.39.85 Other, other.
44.08.39.90 Other, other.
44.08.39.90.09 White lauan, sipo, limba, okoume, obeche, acajou d'Afrique, sapelli, mahogany (*Swietenia* spp.), sheets for veneer or plywood, other wood sawn lengthwise, sliced, not planed, 1 mm thick or less.
44.08.39.90.29 White lauan, sipo, limba, okoume, obeche, acajou d'Afrique, sapelli, mahogany (*Swietenia* spp.), sheets for veneer or plywood, other wood sawn lengthwise, sliced, not planed, over 1 mm but not over 6 mm thick.
44.08.39.90.59 Wood, tropical; as specified in Subheading Note 2 of Chapter 44, n.e.c. in item no. 4408.3, sheets for veneer or plywood, other wood sawn lengthwise, peeled, rotary, not planed, 1 mm thick or less.
44.08.39.90.61 Wood, tropical; as specified in Subheading Note 2 of Chapter 44, n.e.c. in item no. 4408.3, sheets for veneer or plywood, other wood sawn lengthwise, sliced, not planed, 1 mm thick or less.
44.08.39.90.63 Wood, tropical; as specified in Subheading Note 2 of Chapter 44, n.e.c. in item no. 4408.3, sheets for veneer or plywood, other wood sawn lengthwise, sliced or peeled, rotary, not planed, over 1 mm but not over 6 mm thick.
44.08.39.90.69 Wood, tropical; as specified in Subheading Note 2 of Chapter 44, n.e.c. in item no. 4408.3, sheets for veneer or plywood, other wood sawn lengthwise, sliced, not planed, over 1 mm but not over 6 mm thick.
44.08.39.95 Other, of a thickness exceeding 1 mm.
44.08.90 **Other.**
44.08.90.02.01 Baboen, palissandre du Brésil, bois de rose femelle, sheets for veneer or plywood, other wood sawn lengthwise, sliced or peeled, planed, not thicker than 6 mm.
44.08.90.08.39 Tropical hardwoods, n.e.c. in heading no. 4408, sheets for veneer or plywood, other wood sawn lengthwise, sliced, not planed, not thicker than 1 mm.

44.08.90.08.41 Tropical hardwoods, n.e.c. in heading no. 4408, sheets for veneer or plywood, other wood sawn lengthwise, sliced or peeled, rotary, not planed, over 1 mm but not over 6 mm thick.

44.08.90.08.49 Tropical hardwoods, n.e.c. in heading no. 4408, sheets for veneer or plywood, other wood sawn lengthwise, sliced, not planed, over 1 mm but not over 6 mm thick.

4412 Plywood, veneered panels and similar laminated wood. (ITTO: plywood)

44.12.31 With at least one outer ply of tropical wood.

44.12.31.01 Wall boards.

44.12.31.01.19 Plywood; consisting only of sheets of wood (not bamboo), each ply 6mm or thinner, with at least one outer ply of dark or light red meranti, white lauan, sipo, sapelli, limba, okoume, obeche, mahogany or acajou d'afrique, not overlaid or veneered.

44.12.31.05.20 Plywood with at least one outer ply of tropical wood, with a face ply of birch (*Betula* spp.). Panels not exceeding in any dimension 3.6 mm in thickness, 1.2 m in width and 2.2 m in length.

44.12.31.09 Other.

44.12.31.09.29 Plywood; as specified in Subheading Note 2 to this Chapter, consisting only of sheets of wood (not bamboo), each ply 6mm or thinner, with at least one outer ply of tropical wood, n.e.c. in item no. 4412.31.09, overlaid, including veneered.

44.12.31.09.39 Plywood; as specified in Subheading Note 2 to this Chapter, consisting only of sheets of wood (not bamboo), each ply 6mm or thinner, with at least one outer ply of tropical wood, n.e.c. in item no. 4412.31.09, not overlaid or veneered.

44.12.31.10 Of acajou d'Afrique, dark red meranti, light red meranti, limba, mahogany (*Swietenia* spp.), obeche, okoumé, palissandre de para, palissandre de Rio, palissandre de rose, sapelli, sipo, virola or white lauan.

44.12.31.40.40 With a face ply of mahogany (*Swietenia* Spp. or *Khaya* Spp.).

44.12.31.40.60 Other: not surface covered.

44.12.31.40.70 Other, other.

44.12.31.60.00 Of a thickness less than 15 mm but not less than 12 mm.

44.12.31.90 Other.

44.12.32 Other, with at least one outer ply of non-coniferous wood.

44.12.32.90 Other.

44.12.39 Other, with both outer plies of coniferous wood.

44.12.94 Blockboard, laminboard and battenboard.

44.12.94.01 With at least one ply of tropical wood.

44.12.94.01.39 Blockboard, laminboard and battenboard, as specified in Subheading Note 2, with at least one outer ply of non-coniferous wood, with at least one ply of tropical wood, n.e.c. in item no. 4412.94.01 each ply thicker than 6mm, not overlaid or veneered.

44.12.94.09.19 Blockboard, laminboard and battenboard, as specified in Subheading Note 2, with at least one outer ply of non-coniferous wood, with at least one ply of tropical wood, n.e.c. in item no. 4412.94.09, other than each ply exceeding 6mm in thickness.

44.12.99.01 Okoume.

44.12.99.01.39 Plywood, veneered panels and similar laminated wood, n.e.c. in heading 4412, with at least one outer ply of non-coniferous wood, with at least one ply of tropical wood n.e.c. in item no. 4412.99.01, each ply thicker than 6mm, not overlaid or veneered.

44.12.99.09.19 Plywood, veneered panels and similar laminated wood, n.e.c. in heading 4412, with at least one outer ply of non-coniferous wood, with at least one ply of tropical wood n.e.c. in item no. 4412.99.09, other than each ply exceeding 6mm in thickness.

44.12.99.10 With at least one side faced with plastics.

44.12.99.35.19 Plywood, veneered panels and similar laminated wood, n.e.c. in heading 4412, (not having an outer ply of non-coniferous wood), with at least one ply of tropical wood n.e.c. in item no. 4412.99.35, and at least one layer of particle board.

44.12.99.39.39 Plywood and similar laminated wood, n.e.c. in heading 4412, (no outer ply of non-coniferous wood), with at least one ply of tropical wood n.e.c. in 4412.99.39, (not containing a layer of particle board) each ply thicker than 6mm, not overlaid or veneered.

44.12.99.45.11 Plywood and similar laminated wood, n.e.c. in heading 4412, (not having an outer ply of non-coniferous wood), with at least one ply of merbau (kwila), (not containing a layer of particle board), other than each ply exceeding 6mm in thickness.

44.12.99.45.19 Plywood and similar laminated wood, n.e.c. in heading 4412, (no outer ply of non-coniferous wood) with at least one ply of tropical wood n.e.c. in 4412.99.45, (not containing a layer of particle board), other than each ply exceeding 6mm in thickness.

44.12.99.50 Other, other.

44.12.99.90 Other.

APPENDIX 4

Price Indices of Major Tropical Timber and Selected Competing Softwood Products

4-1. Tropical Industrial Roundwood Price Indices **192**

4-2. Tropical Sawnwood Price Indices **194**

4-3. Tropical Plywood Price Indices **195**

4-4. Softwood Sawnwood and Plywood Price Indices **196**

N.B. Export values/prices are FOB; import values are CIF, unless otherwise stated.

The data presented in these charts is based on what is available from ITTO's MIS and other sources. The ITTO MIS was suspended during all of 2012 due to lack of funding and data may be unavailable for other periods due to situations outside ITTO's control. Periods when data was not collected and for which no alternate sources were available are left blank.

4-1. Tropical Industrial Roundwood Price Indices

4-1-a. West Africa industrial roundwood average export price index*

The index is based on two-weekly nominal euro prices/m^3 of acajou, ayous, azobe, belli, bibolo, dibétou, ekki, iroko, kaha, n'gollon, obeche, okan, okoume, maobi, movingui, niove, padouk, sapele, sipo, tali, utile, and wawa logs (loyale Merchant/B/BC/C grades).
Source: ITTO Tropical Timber Market Report

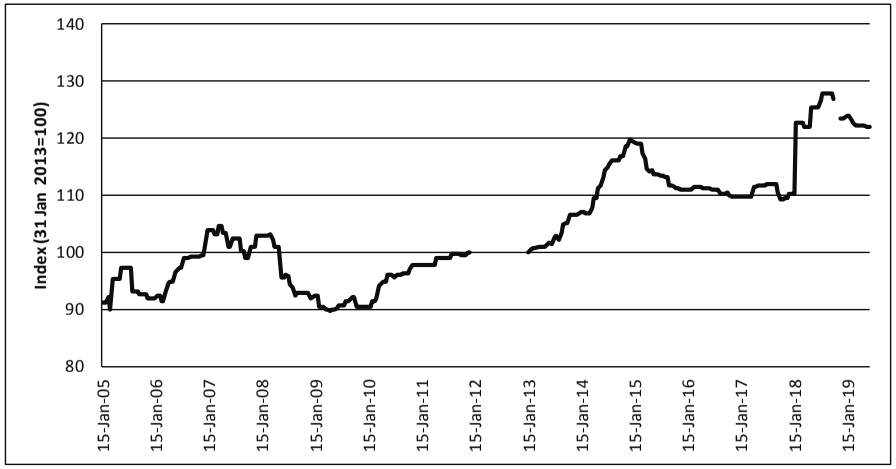

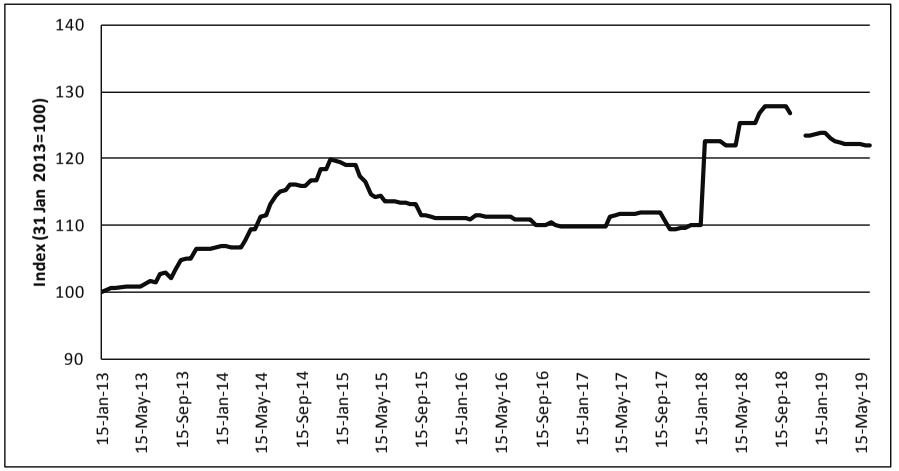

* Price data is unavailable from 15 January 2012 to 15 January 2013 due to the suspension of the Tropical Timber Market Report during 2012.

4-1-b. Myanmar teak industrial roundwood average export price index*

The index is based on two-weekly nominal dollar prices per hoppus ton of teak logs (SG-1, SG-2, SG-4, SG-5, SG-6 and SG-7 sawing grades).
Source: ITTO Tropical Timber Market Report.

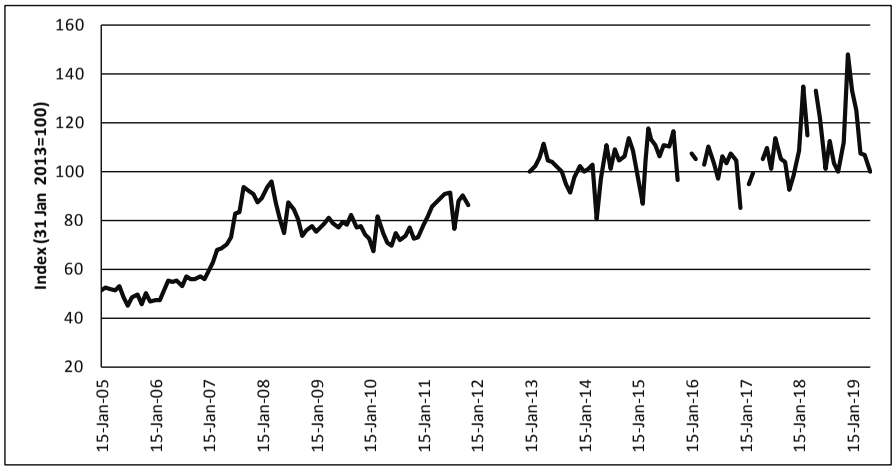

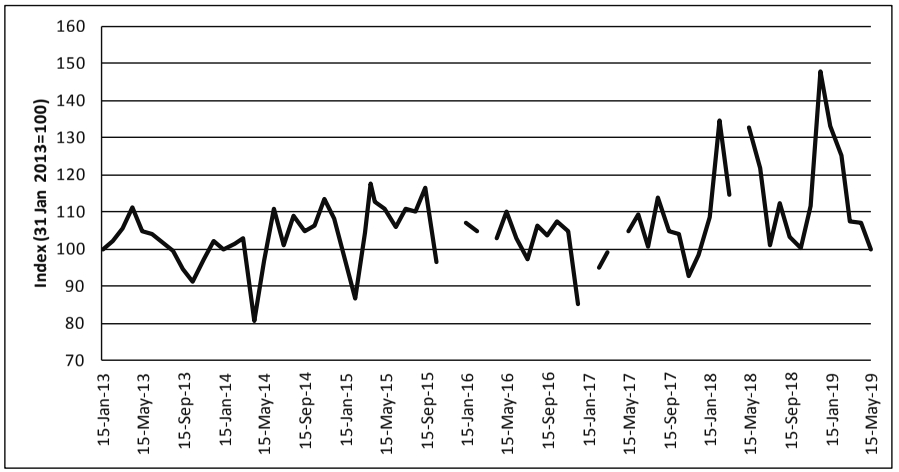

* Price data is unavailable from 15 January 2012 to 15 January 2013 due to the suspension of the Tropical Timber Market Report during 2012.

4-1-c. Japan meranti and keruing logs average import price index

The index is based on two-weekly nominal dollar FOB prices/m^3 of meranti logs of small and medium diameter (SQ & up grades) and keruing logs (MQ & up grades).
Source: Japan Lumber Reports.

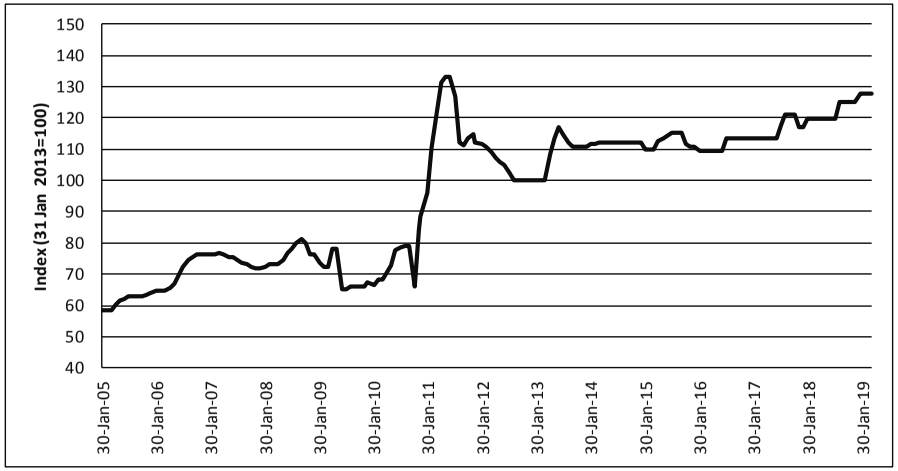

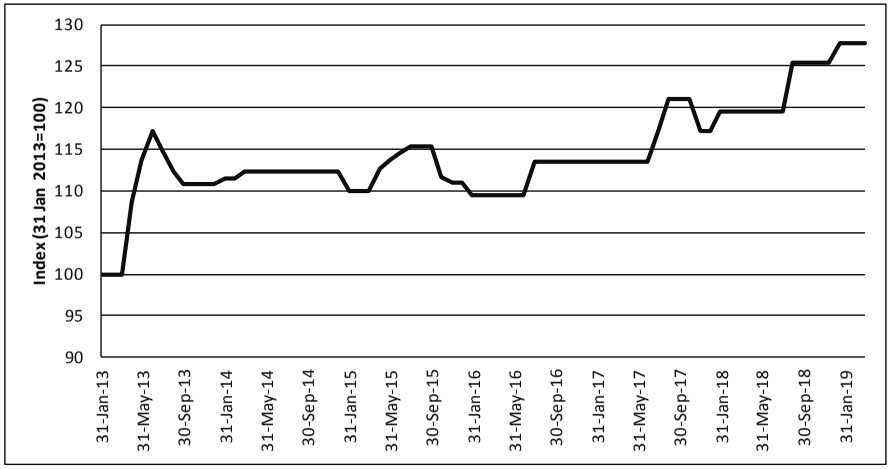

4-1-d. India primary teak wood products average import price index*

The index is based on two-weekly nominal dollar prices/m^3 of teak logs that India imports from 25 countries.
Source: ITTO Tropical Timber Market Report.

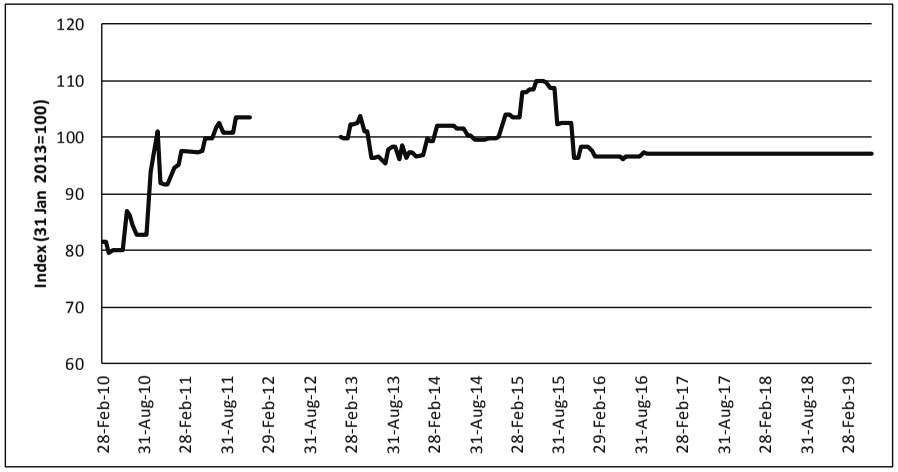

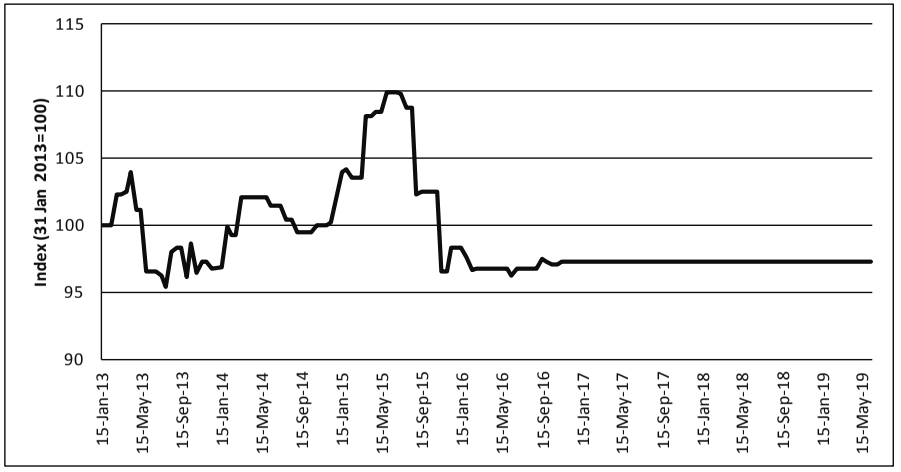

* Price data is unavailable from 15 January 2012 to 15 January 2013 due to the suspension of the Tropical Timber Market Report during 2012.

4-2. Tropical Sawnwood Price Indices

4-2-a. West Africa sawnwood average export price index*

The index is based on two-weekly nominal euro prices/m^3 of ayous, bilinga, iroko, moabi, movingui, okoumé, padouk, khaya, sapele and sipo sawnwoods (first and second grades).
Source: the ITTO Tropical Timber Market Report.

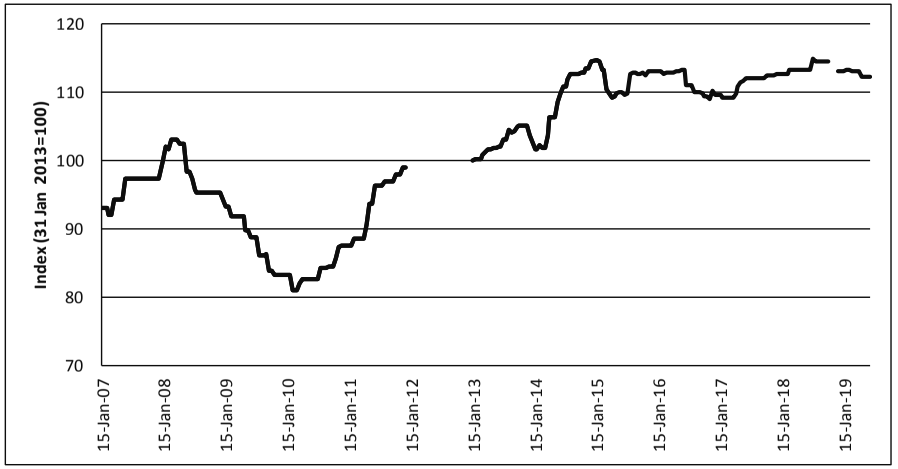

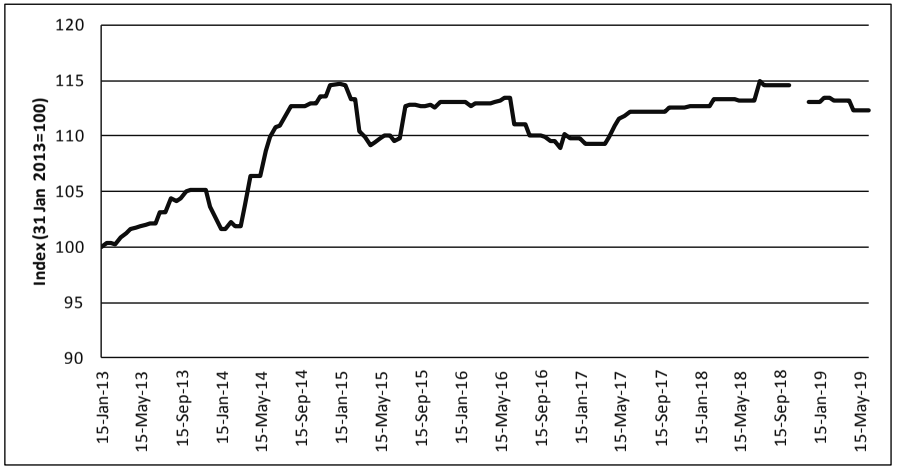

* Price data is unavailable from 15 January 2012 to 15 January 2013 due to the suspension of the Tropical Timber Market Report during 2012.

4-2-b. Brazil sawnwood export price index*

The index is based on two-weekly nominal dollar prices/m^3 of jatoba sawnwood.
Source: ITTO Tropical Timber Market Report.

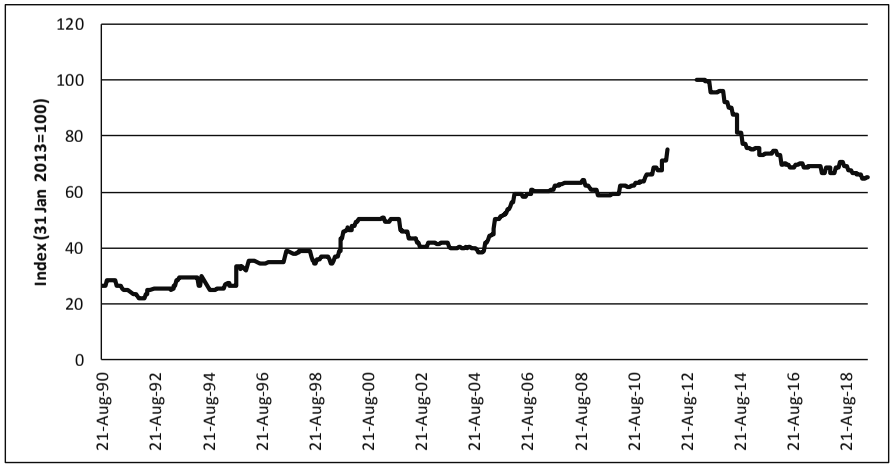

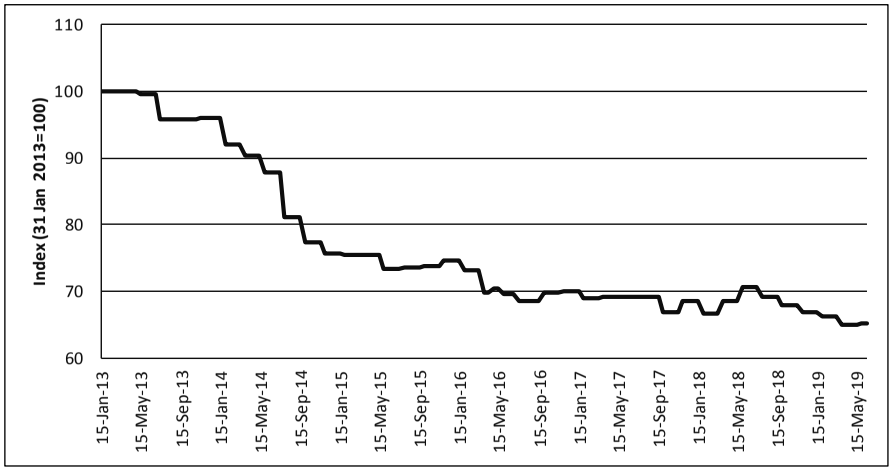

*Price data is unavailable from 15 January 2012 to 15 January 2013 due to the suspension of the Tropical Timber Market Report during 2012.

4-3. Tropical Plywood Price Indices

4-3-a. Ghana plywood average export price index*

The index is based on two-weekly nominal euro prices/m^3 of plywood made of ceiba (BB/CC grades 4/6/9/12/15/18mm), ofram (BB/CC grades 4/6/9/12/15/18mm) and asanfina (BB/CC grades 4/6/9/12/15/18mm).
Source: ITTO Tropical Timber Market Report.

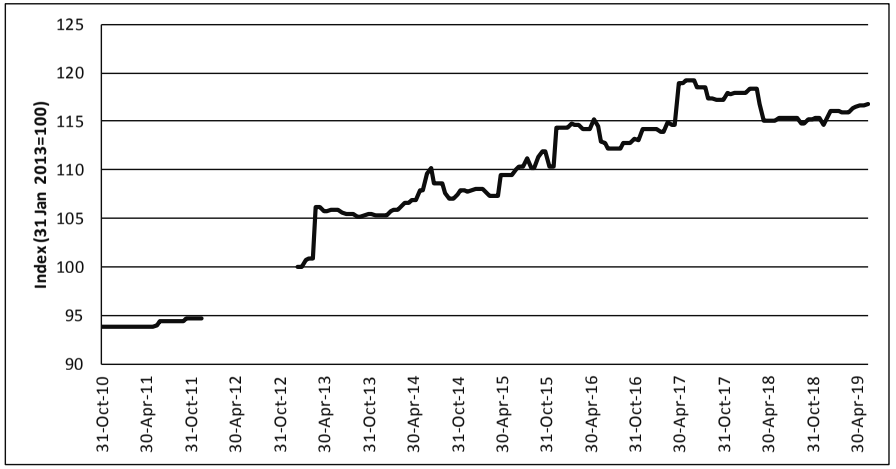

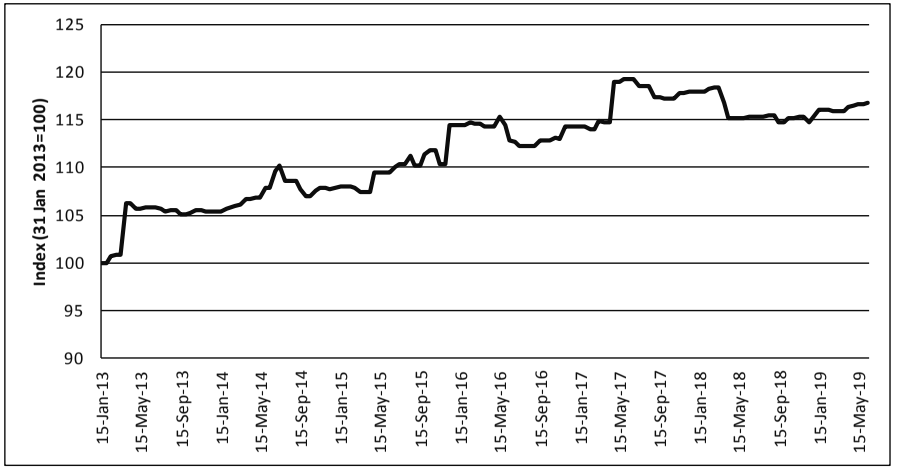

* Price data is unavailable from 15 January 2012 to 15 January 2013 due to the suspension of the Tropical Timber Market Report during 2012.

4-3-b. Japan Indonesian plywood average import price index

This index is based on two-weekly nominal dollar prices/m^3 of Indonesian panels for concrete formwork (12 mm 3'X6' JAS C&F), Indonesian floor bases (3'x6' JAS C&F) and Indonesian thin panels (3'x6' JAS C&F).
Source: Japan Lumber Reports.

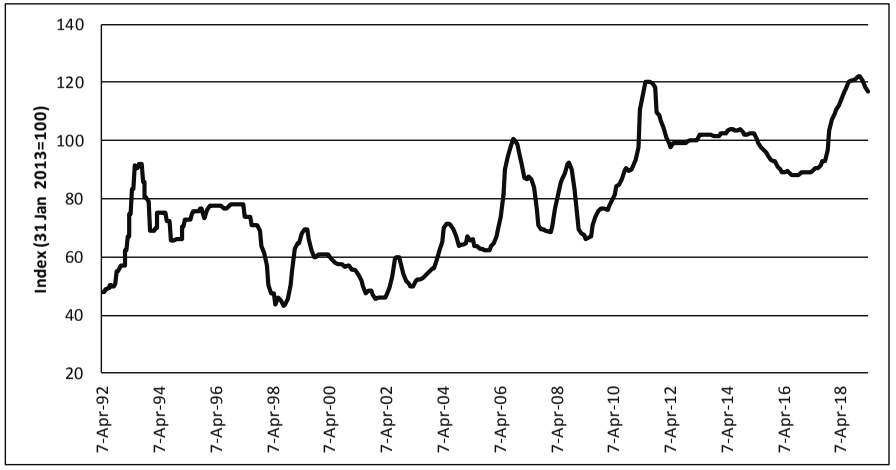

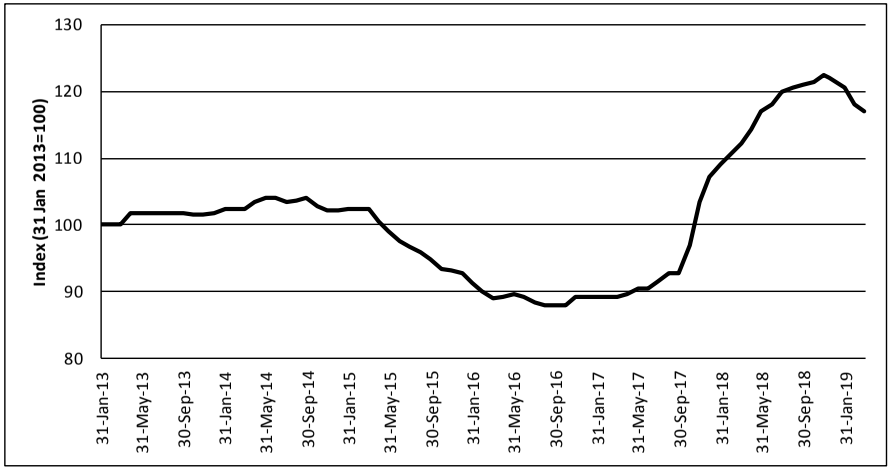

4-4. Softwood Sawnwood and Plywood Price Indices

4-4-a. Brazil pine sawnwood export price index*

The index is based on two-weekly nominal dollar prices/m^3 of pine (kiln dried) sawnwood.
Source: ITTO Tropical Timber Market Report.

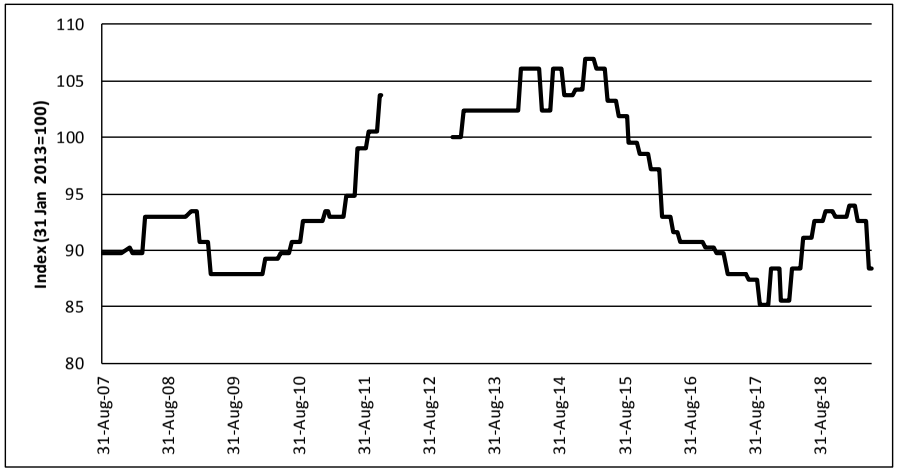

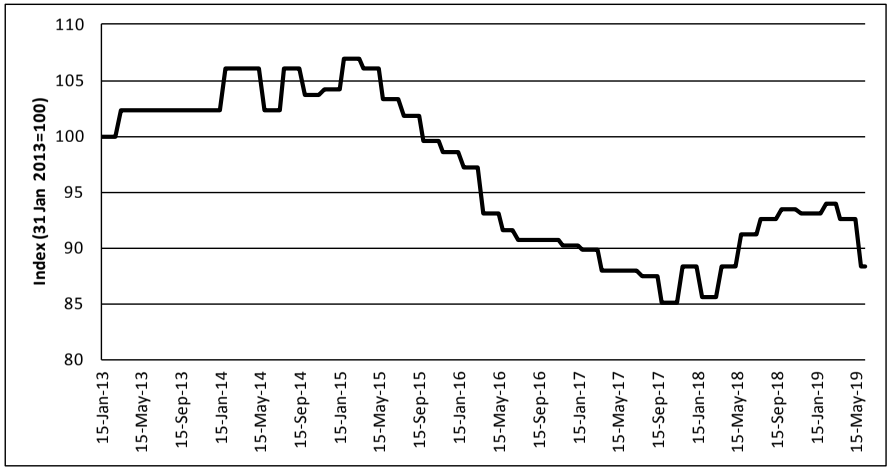

* Price data is unavailable from 15 January 2012 to 15 January 2013 due to the suspension of the Tropical Timber Market Report during 2012.

4-4-b. Brazil pine plywood export price index*

The index is based on two-weekly nominal dollar prices/m^3 of 9mm, 12mm, 15mm and 18mm pine plywoods (C/CC grades, water and boil proof) exported to the EU market.
Source: ITTO Tropical Timber Market Report.

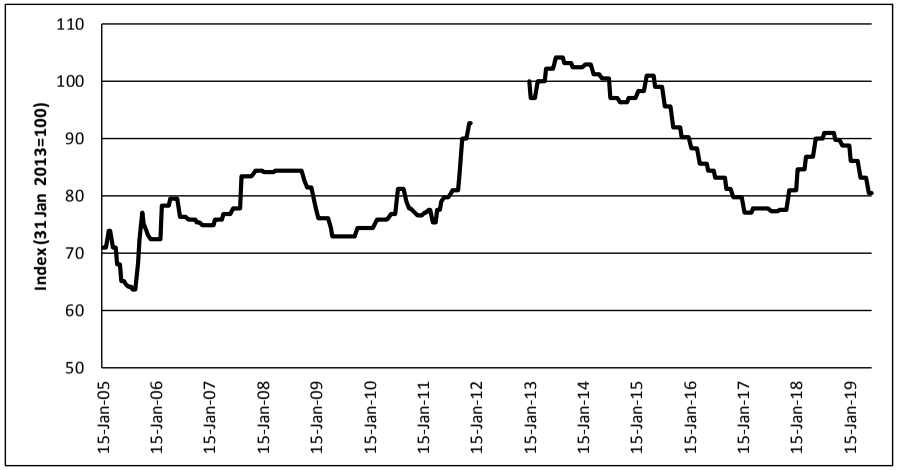

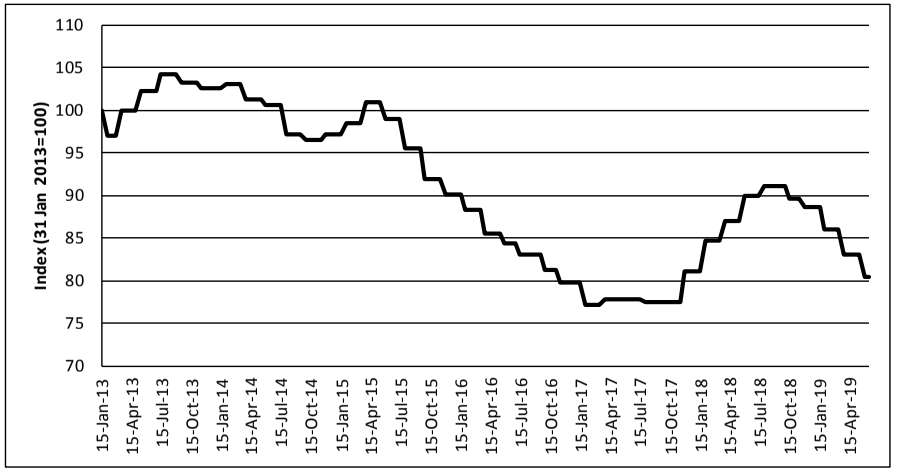

* Price data is unavailable from 15 January 2012 to 15 January 2013 due to the suspension of the Tropical Timber Market Report during 2012.

APPENDIX 5

Trade in Secondary Processed Wood Products, 2009-2016

Table 5-1. Consumers' Trade of Secondary Wood Products **198**

Table 5-2. Producers' Trade of Secondary Wood Products **204**

N.B. Export values/prices are FOB; import values are CIF, unless otherwise stated.

SPWP Categories and International Trade Nomenclature Classification					
SPWP Category	Description	Classification			
		SITC Rev.4	HS 96/HS 02	HS 07/HS 12	HS 17
Wooden furniture and parts	- Seats, not elsewhere stated (n.e.s.), with wooden frames - Furniture, n.e.s. of wood	821.16 821. 5	9401.61, 9401.69 9403.30, 9403.40, 9403.50, 9403.60	Same Same	Same Same
Builder woodwork	Builders' joinery and carpentry	635.3	4418	Same	Same
Other SPWP	Packaging, cable drums, pallets, etc.	635.1	4415	Same	Same
	Coopers' products and parts	635.2	4416	Same	Same
	Wood products for domestic/ decorative use, excluding furniture	635.4	4414, 4419, 4420	Same	Same
	Other manufactured wood products	635.9	4417, 4421	Same	Same
Mouldings	Continuously shaped or profiled wood (e.g. mouldings, unassembled strips and friezes for parquet flooring, beaded wood, dowels, etc.)	248.3, 248.5	4409	Same	Same
Cane and bamboo furniture and parts	- Seats of cane, bamboo, etc. - Furniture of other material like bamboo	821.13 821.79	9401.50 9403.80	9401.51, 9401.59 9403.81, 9403.89	9401.52, 9401.53, 9401.59 9403.82, 9403.83, 9403.89

Table 5-1. Consumers' Trade of Secondary Processed Wood Products (1000 US$)

Country	Product	Imports Value (1000$) 2011	2012	2013	2014	2015	2016	2017	2018
Asia-Pacific	**Wooden furniture**	**5 752 764**	**6 079 280**	**6 661 324**	**7 527 412**	**7 835 706**	**8 318 693**	**8 043 061**	**7 516 391**
	Builder woodwork	**1 862 379**	**1 899 404**	**2 080 045**	**2 119 948**	**1 964 033**	**2 237 786**	**2 379 761**	**2 234 655**
	Mouldings	**1 087 123**	**1 091 734**	**1 112 735**	**1 231 756**	**1 111 160**	**1 104 999**	**1 213 964**	**1 164 625**
	Cane and Bamboo	**373 793**	**394 677**	**400 371**	**484 561**	**469 427**	**351 099**	**361 198**	**353 127**
	Other SPWPs	**1 899 693**	**2 056 640**	**2 297 275**	**2 587 986**	**2 573 934**	**2 616 940**	**2 632 443**	**2 473 978**
Australia	Wooden furniture	1 374 589 C	1 385 859 C	1 426 182 C	1 527 192 C	1 470 779 CB	1 471 012 CB	1 525 140 CB	1 399 904 CB
	Builder woodwork	240 420 C	250 022 C	257 613 C	312 992 C	342 227 C	339 324 C	372 939 C	338 920 C
	Mouldings	297 714 CB	323 361 C	301 926 CB	344 947 CB	325 644 C	309 241 C	340 749 C	293 558 C
	Cane and Bamboo	83 012 CB	102 535 CB	91 210 CB	106 596 CB	120 250 CB	90 364 CB	95 150 CB	77 954 CB
	Other SPWPs	211 202 CB	217 447 CB	239 386 CB	241 946 CB	240 296 CB	272 455 CB	283 411 CB	240 629 CB
China	Wooden furniture	546 524 C	596 050 C	707 864 C	888 787 C	884 119 C	965 258 C	1 187 699 C	1 255 637 C
	Builder woodwork	52 032 CB	55 519 CB	76 323 CB	97 012 CB	93 518 CB	154 217 CB	192 621 CB	101 817 C
	Mouldings	176 519 CB	182 819 CB	187 883 CB	242 633 CB	241 134 CB	249 291 CB	291 987 CB	291 987 X
	Cane and Bamboo	29 411 CB	35 738 CB	54 291 C	76 179 C	47 072 C	35 112 CB	50 918 CB	60 053 C
	Other SPWPs	127 657 C	240 121 C	458 385 C	666 977 C	703 919 C	684 706 C	642 089 C	561 716 C
(Hong Kong S.A.R.)	Wooden furniture	433 803 C	475 358 CB	758 514 CB	1 025 531 CB	1 400 665 CB	1 735 420 CB	1 309 138 CB	1 003 368 CB
	Builder woodwork	107 010 CB	117 952 CB	111 898 CB	117 098 CB	135 070 CB	138 844 C	148 241 CB	122 093 CB
	Mouldings	25 099 C	19 702 C	19 269 C	18 730 C	18 609 CB	16 222 C	16 364 CB	9 646 C
	Cane and Bamboo	55 511 CB	50 735 CB	46 507 CB	50 889 CB	36 955 CB	27 560 CB	34 465 CB	34 203 CB
	Other SPWPs	159 212 C	149 096 C	138 115 C	141 194 C	129 895 CB	131 425 CB	115 009 CB	98 883 CB
(Macao S.A.R.)	Wooden furniture	33 111 CB	36 134 C	46 896 CB	84 659 CB	127 954 CB	84 323 CB	62 027 CB	65 702 CB
	Builder woodwork	12 375 CB	22 669 CB	9 632 CB	28 440 CB	49 901 CB	31 912 CB	30 435 CB	33 534 CB
	Mouldings	1 439 C	1 064 C	288 CB	1 347 C	1 746 C	1 799 C	766 CB	2 546 CB
	Cane and Bamboo	1 701 CB	2 760 CB	4 826 CB	3 968 CB	7 921 CB	8 979 CB	2 714 CB	3 422 CB
	Other SPWPs	3 380 C	5 147 C	4 259 CB	7 549 CB	15 260 CB	13 391 CB	11 140 CB	14 605 CB
(Taiwan Province of China)	Wooden furniture	214 165 C	223 420 C	275 529 CB	341 270 CB	385 396 CB	352 876 CB	341 886 CB	341 886 X
	Builder woodwork	14 117 CB	14 092 CB	17 685 CB	20 161 CB	18 235 C	18 089 C	17 464 C	17 464 X
	Mouldings	102 176 C	93 324 C	116 102 C	124 414 C	90 005 C	86 881 C	93 146 C	93 146 X
	Cane and Bamboo	24 212 CB	29 339 CB	23 556 CB	23 914 CB	53 907 CB	18 607 CB	20 111 C	20 111 X
	Other SPWPs	93 016 CB	95 171 CB	112 861 CB	125 483 CB	147 040 CB	151 389 CB	216 912 CB	216 912 X
Japan	Wooden furniture	2 308 990 C	2 499 646 C	2 441 534 CB	2 469 083 CB	2 219 317 CB	2 300 796 CB	2 179 919 C	2 179 919 X
	Builder woodwork	1 351 232 C	1 357 429 C	1 516 414 C	1 440 758 C	1 223 876 C	1 447 941 C	1 492 358 C	1 492 358 X
	Mouldings	347 381 C	325 329 C	345 809 C	322 186 C	256 744 C	266 547 C	253 695 C	253 695 X
	Cane and Bamboo	98 207 CB	105 663 CB	101 820 CB	124 916 CB	115 801 CB	101 500 CB	91 563 CB	91 563 X
	Other SPWPs	1 151 069 C	1 182 255 C	1 170 747 C	1 181 176 C	1 079 936 C	1 092 228 C	1 075 367 C	1 075 367 X
Korea, Rep. of	Wooden furniture	701 587 C	674 580 C	790 107 CB	955 735 CB	1 120 327 CB	1 157 658 CB	1 192 243 CB	1 015 174 CB
	Builder woodwork	67 896 CB	65 474 CB	71 114 CB	82 430 CB	77 936 CB	79 906 CB	91 468 CB	91 468 X
	Mouldings	123 333 C	130 897 C	123 546 C	154 017 C	152 471 C	149 477 C	183 752 C	183 752 X
	Cane and Bamboo	60 360 C	51 960 C	61 755 C	74 136 C	66 775 C	56 214 C	55 083 C	55 083 X
	Other SPWPs	120 498 CB	130 027 CB	135 543 CB	178 122 CB	216 115 CB	229 403 CB	247 049 CB	217 947 CB
New Zealand	Wooden furniture	139 995 C	188 232 C	214 697 C	235 154 C	227 148 C	251 351 C	245 010 C	254 802 C
	Builder woodwork	17 296 CB	16 247 C	19 365 CB	21 059 C	23 269 C	27 553 C	34 235 C	37 001 C
	Mouldings	13 464 CB	15 240 CB	17 912 CB	23 484 CB	24 807 C	25 542 CB	33 505 CB	36 294 C
	Cane and Bamboo	21 380 CB	15 948 CB	16 407 CB	23 963 CB	20 747 CB	12 762 CB	11 195 CB	10 738 CB
	Other SPWPs	33 659 C	37 377 C	37 978 C	45 540 CB	41 473 C	41 943 C	41 466 C	47 920 C
EU 28	**Wooden furniture**	**24 605 467**	**22 653 719**	**23 269 526**	**25 046 245**	**22 935 042**	**24 066 266**	**25 312 283**	**24 971 809**
	Builder woodwork	**6 632 440**	**5 857 886**	**6 345 707**	**6 733 939**	**6 044 438**	**6 242 404**	**6 780 314**	**6 812 975**
	Mouldings	**2 310 614**	**1 894 549**	**1 834 581**	**1 953 588**	**1 686 545**	**1 647 717**	**1 806 769**	**1 850 090**
	Cane and Bamboo	**1 098 996**	**1 118 856**	**1 058 244**	**1 063 794**	**994 012**	**933 384**	**1 002 868**	**952 653**
	Other SPWPs	**6 764 885**	**6 263 608**	**6 485 444**	**7 144 090**	**6 583 318**	**6 664 474**	**7 126 809**	**7 617 295**
Austria	Wooden furniture	1 393 463 C	1 310 153 C	1 340 926 C	1 328 431 C	1 112 101 CB	1 185 447 C	1 212 039 C	1 201 574 CB
	Builder woodwork	324 957 C	316 852 CB	391 470 C	356 867 C	282 191 C	298 787 CB	331 028 CB	340 940 CB
	Mouldings	104 947 C	88 270 CB	95 825 CB	92 864 C	82 685 CB	85 373 C	89 823 C	107 628 CB
	Cane and Bamboo	25 436 C	27 351 C	28 636 CB	27 860 C	23 570 C	37 279 C	24 757 C	21 895 CB
	Other SPWPs	321 441 C	317 989 C	307 327 C	307 547 C	262 152 C	280 185 C	307 520 C	283 314 CB
Belgium	Wooden furniture	1 565 144 CB	1 436 439 CB	1 635 376 C	1 511 060 CB	1 345 042 CB	1 355 783 CB	1 385 607 CB	1 111 077 C
	Builder woodwork	321 500 C	305 283 C	311 034 C	318 902 C	274 198 C	279 205 C	278 806 C	310 167 C
	Mouldings	144 268 C	110 877 C	111 552 C	112 287 C	89 138 C	88 164 C	89 649 C	92 395 C
	Cane and Bamboo	74 712 CB	65 747 CB	58 580 CB	56 394 CB	47 407 CB	48 680 CB	51 569 CB	47 530 CB
	Other SPWPs	479 740 C	417 181 C	448 752 C	472 850 C	424 417 C	438 992 C	418 971 CB	475 418 C
Bulgaria	Wooden furniture	65 989 C	59 649 C	58 032 C	62 041 CB	54 639 CB	74 984 CB	75 158 CB	86 620 CB
	Builder woodwork	19 140 C	15 527 CB	14 869 CB	18 500 CB	20 118 CB	22 456 CB	27 148 CB	30 236 CB
	Mouldings	5 256 C	4 160 CB	3 994 C	3 356 C	3 685 C	4 193 CB	4 463 C	3 650 CB
	Cane and Bamboo	4 659 C	3 781 C	4 814 C	4 442 C	3 813 C	2 905 C	2 767 CB	3 995 CB
	Other SPWPs	17 666 C	16 578 C	17 035 C	15 128 CB	17 806 CB	21 323 C	23 602 CB	23 058 CB
Croatia	Wooden furniture	190 903 CB	165 032 CB	150 156 C	158 245 CB	146 925 CB	154 933 CB	177 897 CB	205 081 C
	Builder woodwork	39 396 C	32 644 C	27 608 C	31 323 C	28 402 CB	31 737 C	39 745 C	48 238 C
	Mouldings	15 325 C	10 983 C	9 316 CB	12 060 C	13 165 CB	14 454 C	15 257 CB	16 725 C
	Cane and Bamboo	5 454 CB	5 113 CB	4 428 CB	4 342 C	3 580 C	3 474 C	4 518 C	5 714 C
	Other SPWPs	25 745 C	24 559 C	25 095 C	26 970 C	26 803 C	29 765 C	32 421 C	38 956 C
Cyprus	Wooden furniture	96 182 CB	67 608 CB	56 519 CB	47 002 CB	41 336 CB	45 336 CB	65 562 CB	74 072 CB
	Builder woodwork	14 539 CB	9 796 CB	8 172 CB	5 122 C	5 905 CB	4 910 CB	11 908 CB	16 294 CB
	Mouldings	3 881 CB	3 361 CB	2 658 CB	1 849 C	1 278 CB	1 785 CB	2 691 CB	2 298 CB
	Cane and Bamboo	4 838 CB	3 785 CB	4 602 CB	3 192 CB	3 007 CB	2 152 CB	3 052 CB	8 733 CB
	Other SPWPs	8 251 C	6 412 CB	6 225 CB	5 787 CB	5 636 C	5 500 C	7 147 CB	6 360 CB
Czech Republic	Wooden furniture	380 149 CB	359 674 C	364 655 C	374 114 C	347 128 C	398 860 C	424 007 C	462 395 C
	Builder woodwork	120 760 CB	104 138 C	103 020 CB	96 768 C	83 528 C	97 916 C	112 667 C	132 245 C
	Mouldings	41 939 C	36 879 C	34 484 CB	34 826 CB	31 848 CB	30 131 CB	37 311 CB	46 097 C
	Cane and Bamboo	16 819 CB	15 375 CB	13 563 CB	11 111 C	9 197 C	8 934 CB	11 928 CB	10 918 CB
	Other SPWPs	109 468 CB	99 262 CB	106 009 CB	125 105 C	112 762 C	124 046 C	146 760 C	171 474 C
Denmark	Wooden furniture	675 684 C	554 341 C	640 301 C	704 369 C	642 590 C	621 425 CB	680 973 C	678 134 C
	Builder woodwork	372 039 CB	373 694 C	390 342 C	430 261 C	375 198 C	362 779 C	385 680 C	389 362 CB
	Mouldings	63 579 CB	55 151 CB	55 093 CB	70 819 CB	62 296 CB	56 873 CB	64 367 CB	61 207 CB
	Cane and Bamboo	21 742 CB	19 777 CB	17 830 CB	22 898 CB	21 131 CB	16 641 CB	21 763 CB	19 324 CB
	Other SPWPs	181 059 CB	167 414 C	193 029 C	192 292 C	176 067 C	167 798 C	183 473 C	196 012 CB

Exports Value (1000$) 2011	2012	2013	2014	2015	2016	2017	2018	Product	Country
17 591 965	**18 820 773**	**19 937 673**	**22 998 084**	**23 387 740**	**22 715 766**	**23 273 334**	**23 451 845**	**Wooden furniture**	
1 963 117	**2 113 793**	**2 240 916**	**2 338 896**	**2 220 838**	**2 128 423**	**2 104 681**	**1 707 664**	**Builder woodwork**	
1 012 724	**955 710**	**927 852**	**908 196**	**813 466**	**761 144**	**831 452**	**788 461**	**Mouldings**	**Asia-Pacific**
1 618 056	**2 480 978**	**2 474 273**	**3 028 241**	**2 834 527**	**1 506 048**	**1 576 910**	**1 533 788**	**Cane and Bamboo**	
4 938 777	**5 064 931**	**5 128 124**	**5 399 065**	**5 412 038**	**5 271 715**	**5 371 283**	**6 019 923**	**Other SPWPs**	
20 744 C	19 062 C	16 984 C	20 541 C	21 270 C	21 206 C	53 671 CB	58 053 CB	Wooden furniture	Australia
18 209 C	18 777 CB	17 266 C	14 258 CB	18 106 CB	19 503 CB	17 084 CB	15 690 CB	Builder woodwork	
4 528 C	3 662 CB	3 400 CB	4 222 CB	3 203 C	3 193 CB	4 136 CB	4 136 X	Mouldings	
6 428 CB	2 562 CB	1 957 C	3 037 C	4 751 C	5 424 C	3 095 C	2 517 C	Cane and Bamboo	
14 376 CB	14 931 C	10 492 C	15 773 C	14 124 C	14 984 C	16 209 C	13 765 C	Other SPWPs	
17 115 070 C	18 330 940 C	19 439 190 C	22 091 510 C	22 848 530 C	22 206 770 C	22 687 130 C	22 894 710 C	Wooden furniture	China
1 768 633 CB	1 905 025 CB	2 051 081 CB	2 118 725 CB	2 024 834 CB	1 936 070 CB	1 893 780 CB	1 550 866 CB	Builder woodwork	
887 814 CB	827 513 CB	802 101 CB	797 777 CB	712 671 CB	672 331 CB	739 143 CB	689 592 CB	Mouldings	
1 497 429 C	2 373 111 C	2 369 660 C	2 916 814 C	2 733 528 C	1 404 159 C	1 457 364 CB	1 418 598 C	Cane and Bamboo	
4 611 342 CB	4 724 092 CB	4 820 596 CB	5 100 683 CB	5 123 090 CB	5 003 420 CB	5 111 640 CB	5 758 884 C	Other SPWPs	
108 188 C	120 410 C	114 845 C	117 837 C	132 071 CB	110 757 CB	125 966 CB	102 183 CB	Wooden furniture	(Hong Kong
39 078 C	42 749 C	42 296 C	48 510 C	48 547 C	49 296 C	51 887 C	27 296 C	Builder woodwork	S.A.R.)
3 904 CB	3 430 CB	5 625 CB	6 112 CB	7 803 CB	3 508 CB	5 055 CB	18 502 C	Mouldings	
9 393 CB	10 672 CB	8 222 CB	11 172 CB	12 558 CB	10 666 CB	7 660 CB	5 534 CB	Cane and Bamboo	
182 702 C	181 041 C	163 558 C	144 346 C	135 280 C	110 099 C	97 182 C	116 231 C	Other SPWPs	
3 279 CB	2 614 CB	3 692 CB	4 682 CB	4 319 CB	5 009 CB	1 715 CB	1 123 CB	Wooden furniture	(Macao
491 CB	181 CB	578 CB	604 CB	325 C	211 C	211 X	211 X	Builder woodwork	S.A.R.)
17 CB	55 CB	100 CB	8 C	0 C	10 CB	10 CB	10 X	Mouldings	
15 CB	17 C	36 CB	46 C	45 CB	25 CB	13 CB	11 X	Cane and Bamboo	
207 CB	278 CB	265 CB	238 CB	341 CB	308 CB	370 CB	390 CB	Other SPWPs	
229 123 CB	233 908 CB	244 808 CB	255 218 CB	270 106 CB	256 414 CB	281 099 CB	281 099 X	Wooden furniture	(Taiwan
13 374 C	14 778 C	12 890 C	17 048 C	14 946 C	15 851 C	18 161 C	18 161 X	Builder woodwork	Province of
7 521 CB	17 483 CB	20 327 CB	5 449 CB	5 220 CB	4 046 CB	4 055 CB	4 055 X	Mouldings	China)
88 417 C	81 316 C	75 582 C	62 094 C	54 081 C	50 505 C	52 163 C	52 163 X	Cane and Bamboo	
58 752 C	59 196 C	61 421 C	57 762 CB	57 981 CB	52 709 CB	49 751 C	49 751 X	Other SPWPs	
29 395 CB	29 725 CB	32 008 CB	41 378 CB	39 106 CB	47 139 CB	54 539 CB	45 243 CB	Wooden furniture	Japan
11 172 CB	6 368 C	6 907 C	11 003 C	7 421 C	11 235 CB	21 356 CB	21 906 CB	Builder woodwork	
9 354 CB	10 423 CB	5 082 CB	3 794 CB	3 490 CB	4 446 CB	3 210 CB	1 976 CB	Mouldings	
3 408 CB	4 337 CB	5 040 CB	16 362 CB	6 968 CB	5 491 CB	3 379 CB	2 668 CB	Cane and Bamboo	
37 076 CB	41 185 CB	36 985 CB	37 757 CB	45 532 CB	54 977 CB	60 648 CB	45 074 CB	Other SPWPs	
64 339 C	63 549 C	68 924 C	447 744 CB	55 319 C	49 048 C	50 617 C	50 617 X	Wooden furniture	Korea, Rep. of
7 970 CB	12 220 CB	11 794 CB	13 943 C	11 041 C	8 344 CB	7 624 CB	7 624 X	Builder woodwork	
2 813 CB	3 250 CB	1 688 CB	1 091 CB	996 CB	753 CB	883 CB	883 X	Mouldings	
9 239 C	6 973 CB	11 730 C	17 460 C	22 028 C	27 928 C	51 184 C	51 184 X	Cane and Bamboo	
24 726 C	30 408 C	25 133 C	28 260 C	26 435 C	26 612 C	27 695 C	27 695 X	Other SPWPs	
21 828 C	20 566 C	17 223 C	19 175 C	17 019 C	19 424 C	18 599 C	18 817 C	Wooden furniture	New Zealand
104 189 CB	113 695 CB	98 103 CB	114 805 CB	95 618 CB	87 914 CB	94 577 CB	65 910 CB	Builder woodwork	
96 774 CB	89 896 C	89 529 C	89 742 C	80 082 CB	72 858 CB	74 958 C	69 307 C	Mouldings	
3 725 C	1 990 C	2 045 C	1 256 CB	568 C	1 849 C	2 052 C	1 112 C	Cane and Bamboo	
9 595 C	13 800 C	9 674 C	14 246 C	9 256 C	8 606 C	7 787 C	8 132 C	Other SPWPs	
26 557 786	**25 227 871**	**26 780 853**	**28 328 586**	**25 358 870**	**26 283 595**	**27 459 723**	**28 754 268**	**Wooden furniture**	
7 889 935	**7 295 021**	**8 178 471**	**8 473 123**	**7 469 415**	**7 695 602**	**8 362 482**	**8 575 695**	**Builder woodwork**	
1 851 929	**1 648 483**	**1 716 509**	**1 853 848**	**1 588 996**	**1 616 734**	**1 741 182**	**1 826 953**	**Mouldings**	**EU 28**
799 942	**774 261**	**888 304**	**970 315**	**885 190**	**906 813**	**1 029 130**	**1 095 333**	**Cane and Bamboo**	
5 830 395	**5 431 746**	**5 836 258**	**6 228 892**	**5 477 868**	**5 593 709**	**6 143 326**	**7 004 037**	**Other SPWPs**	
585 546 C	522 761 C	519 086 C	523 618 C	471 407 C	525 726 C	548 761 C	548 761 X	Wooden furniture	Austria
1 530 313 C	1 346 236 C	1 422 197 C	1 398 450 C	1 216 031 C	1 318 565 C	1 387 387 C	1 387 387 X	Builder woodwork	
165 184 CB	131 012 CB	130 953 CB	127 322 CB	128 929 C	130 517 C	129 734 C	109 150 CB	Mouldings	
10 276 CB	9 629 C	9 133 C	7 271 C	5 713 CB	10 750 CB	17 588 CB	19 836 CB	Cane and Bamboo	
159 328 C	134 583 C	131 522 C	134 663 C	126 464 C	124 837 C	138 743 C	160 825 CB	Other SPWPs	
878 994 C	753 900 C	772 643 C	679 302 C	561 220 C	557 819 C	587 628 CB	607 582 C	Wooden furniture	Belgium
203 839 C	177 644 C	166 887 C	160 845 C	171 990 C	202 746 C	212 935 C	237 311 C	Builder woodwork	
82 839 C	74 560 C	74 135 C	68 543 C	54 905 C	59 433 C	52 711 C	58 457 C	Mouldings	
18 833 C	13 206 C	13 610 C	15 470 C	13 887 C	12 198 C	13 605 C	13 527 C	Cane and Bamboo	
339 026 C	308 533 C	337 979 C	337 917 C	312 950 C	331 516 C	322 597 C	364 093 C	Other SPWPs	
105 151 C	115 103 C	118 022 C	135 329 C	124 530 C	136 218 C	144 751 C	144 751 X	Wooden furniture	Bulgaria
5 538 CB	8 985 C	8 244 C	8 911 C	7 414 C	7 510 CB	11 804 C	13 791 CB	Builder woodwork	
8 501 C	9 011 C	8 830 C	9 946 C	8 266 C	7 642 C	4 516 C	4 516 X	Mouldings	
3 577 CB	2 688 CB	4 088 CB	6 305 CB	6 366 C	7 324 CB	8 832 CB	8 197 CB	Cane and Bamboo	
26 512 CB	27 013 CB	29 081 CB	30 967 CB	30 076 CB	37 166 C	37 562 CB	37 562 X	Other SPWPs	
96 516 C	95 364 CB	93 890 C	109 557 C	89 907 C	97 278 C	99 187 C	105 373 C	Wooden furniture	Croatia
54 870 C	49 562 CB	52 736 CB	60 678 CB	50 211 CB	47 075 C	53 118 C	69 064 C	Builder woodwork	
42 753 C	38 758 C	47 501 C	51 026 C	54 012 C	60 792 C	62 362 C	78 459 C	Mouldings	
775 C	2 164 C	2 257 C	2 618 C	1 910 C	2 007 C	2 268 C	2 251 C	Cane and Bamboo	
36 990 CB	39 448 CB	35 346 CB	34 197 C	33 856 CB	42 581 CB	48 642 CB	47 968 CB	Other SPWPs	
21 651 CB	26 040 CB	44 589 CB	56 864 CB	48 820 CB	49 176 CB	61 978 CB	61 978 X	Wooden furniture	Cyprus
902 CB	816 CB	549 CB	428 C	230 CB	1 362 CB	778 CB	778 X	Builder woodwork	
81 C	77 CB	96 CB	216 CB	219 CB	81 CB	48 CB	88 CB	Mouldings	
945 CB	858 C	1 751 CB	1 892 CB	1 396 CB	1 601 CB	1 627 CB	1 627 X	Cane and Bamboo	
4 172 CB	6 260 CB	3 668 CB	4 355 CB	3 747 CB	3 646 CB	4 614 CB	4 614 X	Other SPWPs	
289 040 C	292 088 C	318 725 C	363 730 C	357 995 C	421 286 C	456 227 C	465 549 C	Wooden furniture	Czech
233 261 C	225 015 C	234 633 C	231 081 C	210 772 C	218 316 C	232 037 C	236 227 C	Builder woodwork	Republic
82 743 C	49 285 C	47 901 C	54 523 C	49 084 C	48 300 C	55 302 C	69 316 C	Mouldings	
6 627 CB	8 723 CB	8 150 C	9 332 CB	10 313 C	13 438 C	10 326 CB	7 318 C	Cane and Bamboo	
314 617 C	282 997 C	310 130 C	336 718 C	296 965 C	299 669 C	318 844 C	379 467 C	Other SPWPs	
1 323 384 C	1 252 890 C	1 302 241 C	1 407 833 C	1 281 165 C	1 331 812 C	1 253 744 C	1 253 744 X	Wooden furniture	Denmark
411 893 C	403 924 CB	574 387 CB	633 264 CB	529 553 CB	482 923 CB	478 377 CB	478 377 X	Builder woodwork	
39 549 CB	33 281 CB	28 584 CB	23 911 C	23 559 C	22 734 C	53 905 C	58 599 C	Mouldings	
7 541 CB	9 126 CB	8 099 CB	8 081 CB	9 520 CB	11 540 CB	14 168 CB	18 286 C	Cane and Bamboo	
104 849 C	95 900 C	101 219 C	111 820 C	105 255 C	116 277 C	147 827 C	139 279 C	Other SPWPs	

Table 5-1. Consumers' Trade of Secondary Processed Wood Products (1000 US$)

Country	Product	Imports Value (1000$) 2011	2012	2013	2014	2015	2016	2017	2018
Estonia	Wooden furniture	57 169 C	57 163 C	71 226 C	73 446 C	72 846 C	61 058 CB	63 280 C	63 010 CB
	Builder woodwork	40 266 CB	35 762 CB	34 879 CB	37 137 CB	33 015 CB	41 144 CB	45 265 CB	46 159 CB
	Mouldings	6 481 CB	6 913 CB	8 594 CB	6 637 C	6 778 CB	5 953 C	7 569 C	10 670 C
	Cane and Bamboo	2 116 CB	3 079 CB	2 299 CB	3 081 CB	2 100 CB	2 192 CB	1 820 CB	2 350 CB
	Other SPWPs	19 091 CB	20 157 CB	20 574 CB	21 344 C	18 882 C	18 339 C	24 014 CB	28 930 CB
Finland	Wooden furniture	357 565 CB	346 639 CB	340 222 CB	338 670 CB	288 192 CB	287 497 CB	304 907 CB	302 388 CB
	Builder woodwork	95 213 C	84 482 C	106 619 C	120 109 C	91 310 C	81 458 CB	89 546 C	99 417 C
	Mouldings	25 010 CB	20 597 C	21 594 C	27 662 CB	16 379 C	20 958 C	21 838 C	23 798 C
	Cane and Bamboo	9 908 CB	10 230 CB	8 862 CB	8 106 CB	6 642 CB	6 054 C	7 909 CB	9 263 C
	Other SPWPs	81 909 CB	87 514 CB	67 783 CB	73 394 CB	63 573 CB	63 835 CB	66 543 CB	67 901 CB
France	Wooden furniture	4 412 960 CB	4 205 493 CB	4 210 058 CB	4 394 508 CB	3 815 566 CB	4 099 562 CB	4 308 465 CB	4 300 833 CB
	Builder woodwork	687 761 CB	624 317 CB	665 824 CB	648 832 CB	546 739 CB	555 735 CB	639 067 CB	553 281 CB
	Mouldings	394 035 CB	323 790 CB	297 743 C	311 962 C	261 846 C	232 441 C	250 579 CB	293 742 CB
	Cane and Bamboo	185 132 CB	178 910 CB	163 988 CB	162 150 CB	145 144 CB	136 781 CB	145 754 CB	138 271 CB
	Other SPWPs	914 187 C	836 426 C	815 082 C	863 126 CB	754 715 CB	796 744 CB	874 856 C	928 871 CB
Germany	Wooden furniture	5 007 610 CB	4 882 032 CB	5 096 198 CB	5 551 187 CB	4 831 051 CB	5 043 565 CB	5 252 477 CB	5 052 139 C
	Builder woodwork	1 276 194 CB	1 175 193 CB	1 386 111 CB	1 512 644 CB	1 277 622 CB	1 328 576 CB	1 387 194 CB	1 262 888 C
	Mouldings	395 387 CB	367 286 CB	344 302 CB	363 220 CB	318 919 CB	295 695 CB	326 161 CB	291 848 C
	Cane and Bamboo	216 261 CB	216 301 CB	213 728 CB	243 173 CB	205 242 CB	185 654 CB	196 268 CB	185 235 CB
	Other SPWPs	1 747 246 C	1 662 017 C	1 690 799 C	1 811 257 C	1 603 130 C	1 570 779 C	1 693 858 C	1 877 370 C
Greece	Wooden furniture	250 435 C	154 399 CB	133 372 CB	145 956 CB	131 328 CB	136 508 CB	146 679 CB	169 678 C
	Builder woodwork	41 836 CB	29 876 C	21 021 CB	18 604 CB	17 022 CB	21 293 CB	21 512 CB	20 569 CB
	Mouldings	21 908 C	13 180 C	10 195 C	9 804 C	9 085 C	9 079 C	10 214 C	12 645 C
	Cane and Bamboo	10 694 CB	14 170 CB	16 217 CB	8 970 CB	15 561 CB	10 682 CB	10 658 CB	9 099 CB
	Other SPWPs	54 357 C	47 882 C	45 383 C	54 190 C	47 783 CB	62 929 CB	62 659 CB	69 335 C
Hungary	Wooden furniture	149 132 CB	125 172 CB	134 861 CB	147 138 CB	147 358 CB	176 671 CB	206 768 CB	234 671 CB
	Builder woodwork	54 781 CB	52 296 CB	75 086 CB	71 041 CB	61 597 CB	67 858 CB	101 296 C	106 946 C
	Mouldings	23 927 CB	16 962 C	16 073 CB	18 517 CB	17 303 CB	20 631 CB	22 248 C	27 682 C
	Cane and Bamboo	5 946 CB	4 911 CB	9 853 CB	12 885 CB	11 813 CB	11 759 CB	13 371 CB	11 128 CB
	Other SPWPs	64 031 CB	60 392 C	59 375 C	67 685 CB	66 205 CB	71 277 CB	87 352 C	104 782 C
Ireland	Wooden furniture	252 732 CB	220 410 CB	237 182 CB	278 977 CB	287 078 CB	334 050 CB	354 017 CB	348 742 CB
	Builder woodwork	87 098 CB	69 825 CB	76 533 CB	97 161 CB	103 957 CB	106 290 CB	118 818 CB	168 817 CB
	Mouldings	24 713 CB	18 626 CB	18 930 CB	22 591 CB	20 974 CB	23 355 CB	26 909 CB	28 331 CB
	Cane and Bamboo	8 945 CB	7 717 CB	7 643 CB	11 619 CB	14 288 CB	6 677 CB	9 237 CB	8 610 CB
	Other SPWPs	56 453 CB	53 388 CB	68 198 CB	80 269 CB	87 551 CB	96 219 CB	93 428 CB	101 128 CB
Italy	Wooden furniture	995 324 C	807 457 CB	829 657 CB	941 308 CB	871 780 CB	893 535 CB	885 731 CB	851 567 C
	Builder woodwork	828 008 CB	647 414 CB	643 925 CB	642 160 CB	528 517 CB	543 071 CB	553 769 C	614 394 C
	Mouldings	244 098 C	175 727 C	146 618 C	138 003 C	111 681 C	108 439 C	94 513 C	86 959 C
	Cane and Bamboo	62 762 CB	60 113 CB	56 081 CB	63 972 C	51 599 C	57 804 C	56 873 CB	51 210 C
	Other SPWPs	508 457 CB	446 540 CB	455 368 C	498 584 CB	487 026 CB	504 122 CB	553 091 CB	579 520 C
Latvia	Wooden furniture	74 052 CB	91 933 CB	100 948 CB	107 253 CB	81 773 CB	71 913 CB	86 370 CB	81 081 CB
	Builder woodwork	27 575 C	28 206 C	39 475 C	44 772 CB	34 572 CB	36 230 CB	36 348 C	32 129 CB
	Mouldings	4 927 CB	5 948 CB	6 843 CB	7 844 CB	7 211 CB	7 450 CB	12 146 CB	13 525 CB
	Cane and Bamboo	3 458 CB	3 728 CB	4 059 CB	4 090 CB	4 359 CB	3 534 CB	4 395 C	4 445 C
	Other SPWPs	16 436 CB	18 648 CB	22 216 CB	21 453 CB	18 083 CB	15 439 C	20 620 CB	25 357 CB
Lithuania	Wooden furniture	66 436 CB	72 468 CB	80 618 CB	110 002 C	97 149 C	99 598 C	107 271 C	97 085 CB
	Builder woodwork	36 243 CB	35 526 CB	42 485 CB	49 067 CB	51 229 C	53 403 C	58 384 C	61 873 CB
	Mouldings	29 910 CB	18 135 CB	20 150 C	37 347 C	27 824 CB	31 863 CB	23 751 CB	27 095 CB
	Cane and Bamboo	2 416 CB	3 813 CB	3 600 CB	5 005 C	4 718 C	5 548 C	5 909 C	9 735 C
	Other SPWPs	27 345 CB	30 321 CB	36 154 CB	39 607 CB	47 671 CB	31 628 C	38 651 C	43 716 C
Luxembourg	Wooden furniture	197 957 C	188 362 CB	188 846 CB	249 893 CB	243 915 CB	254 238 CB	210 679 CB	167 262 C
	Builder woodwork	73 898 C	68 177 C	76 244 C	78 479 CB	63 383 CB	58 859 CB	70 686 CB	60 672 CB
	Mouldings	17 356 C	16 025 C	13 877 C	10 680 C	10 315 C	10 976 C	11 001 C	9 856 C
	Cane and Bamboo	2 819 C	4 524 C	3 014 CB	2 755 CB	2 736 C	2 377 C	2 262 CB	2 797 C
	Other SPWPs	33 578 C	32 547 C	36 313 C	36 335 C	30 255 C	31 967 C	32 423 C	37 017 C
Malta	Wooden furniture	52 334 CB	46 219 CB	53 344 CB	62 649 CB	58 027 CB	68 764 CB	62 358 CB	65 523 CB
	Builder woodwork	3 127 CB	3 064 CB	2 568 CB	3 658 CB	4 095 CB	4 555 CB	5 586 CB	5 199 CB
	Mouldings	890 CB	906 CB	984 CB	1 081 CB	1 201 CB	1 423 CB	2 007 CB	2 973 CB
	Cane and Bamboo	7 646 CB	24 331 CB	27 783 CB	5 505 CB	4 211 CB	3 030 CB	1 582 CB	1 573 CB
	Other SPWPs	3 081 C	2 612 CB	3 250 CB	3 172 CB	3 330 CB	6 377 CB	5 860 CB	4 303 CB
Netherlands	Wooden furniture	2 013 059 CB	1 781 621 CB	1 733 549 CB	1 802 182 CB	1 706 548 CB	1 841 516 C	2 162 651 C	2 162 651 X
	Builder woodwork	365 237 C	303 707 C	287 072 C	328 301 C	361 290 C	387 898 C	456 257 C	456 257 X
	Mouldings	213 844 CB	160 560 CB	152 637 CB	179 111 CB	161 257 CB	168 910 CB	198 134 CB	198 134 X
	Cane and Bamboo	83 818 CB	91 257 CB	90 189 CB	85 050 CB	66 540 CB	60 284 CB	74 005 CB	74 005 X
	Other SPWPs	521 114 CB	495 318 CB	539 341 CB	609 110 CB	590 936 CB	593 417 CB	649 255 CB	649 255 X
Poland	Wooden furniture	360 962 CB	354 474 CB	354 666 CB	416 252 CB	406 851 CB	467 137 CB	498 853 CB	474 423 CB
	Builder woodwork	204 401 CB	138 592 CB	140 532 CB	163 973 CB	152 665 CB	144 035 CB	157 843 CB	181 407 C
	Mouldings	79 914 CB	56 309 CB	46 247 CB	64 637 CB	44 046 CB	44 605 CB	63 716 CB	65 967 CB
	Cane and Bamboo	22 350 CB	22 806 CB	23 739 CB	24 529 CB	18 276 CB	19 158 CB	26 299 CB	26 891 CB
	Other SPWPs	159 640 CB	138 483 CB	151 573 CB	156 881 CB	149 743 CB	164 601 CB	192 396 CB	211 601 CB
Portugal	Wooden furniture	246 913 C	173 502 C	153 695 C	183 356 C	175 585 C	199 705 C	215 564 C	250 042 C
	Builder woodwork	64 579 C	39 432 C	32 998 C	31 763 C	30 239 C	33 887 C	41 557 CB	50 046 C
	Mouldings	25 289 CB	18 109 CB	17 016 C	20 332 C	18 421 C	24 682 C	24 175 C	32 365 C
	Cane and Bamboo	16 919 CB	11 899 C	12 874 CB	13 206 CB	13 024 CB	10 673 CB	11 575 CB	11 807 CB
	Other SPWPs	85 884 C	63 910 C	70 121 C	94 373 C	82 996 C	91 366 C	100 511 C	89 932 C
Romania	Wooden furniture	163 873 C	136 251 C	159 515 C	182 965 C	181 714 C	224 321 C	266 455 C	340 084 C
	Builder woodwork	77 760 CB	68 559 CB	78 077 CB	82 184 CB	85 322 CB	94 622 CB	106 031 CB	116 997 C
	Mouldings	18 606 C	16 237 C	14 948 C	15 769 C	14 019 C	14 150 C	21 728 C	36 227 C
	Cane and Bamboo	7 966 C	7 118 C	6 821 C	7 241 C	7 819 CB	9 000 CB	11 268 C	11 151 C
	Other SPWPs	56 061 C	47 091 C	50 714 C	47 841 C	45 313 C	53 465 C	61 079 C	79 227 C
Slovakia	Wooden furniture	187 444 C	166 335 CB	165 551 C	182 833 CB	174 074 CB	197 584 CB	206 589 CB	215 691 CB
	Builder woodwork	81 922 CB	72 416 CB	78 587 CB	83 155 CB	74 832 CB	95 874 CB	92 659 CB	96 195 CB
	Mouldings	29 525 CB	19 677 C	34 404 C	22 783 C	20 616 C	20 271 C	25 933 C	31 451 C
	Cane and Bamboo	8 041 CB	9 018 C	9 580 C	14 119 C	13 275 C	13 228 C	12 368 C	13 153 C
	Other SPWPs	63 465 CB	57 251 C	65 128 C	68 872 C	68 369 C	85 120 C	79 033 C	100 903 C

Exports Value (1000$)									
2011	2012	2013	2014	2015	2016	2017	2018	Product	Country
284 599 C	279 479 C	309 455 C	274 650 C	251 671 C	258 918 CB	290 011 CB	241 538 CB	Wooden furniture	Estonia
283 156 C	263 928 C	288 718 C	312 933 C	271 590 C	304 043 C	332 879 C	337 524 C	Builder woodwork	
69 364 CB	76 406 CB	105 584 CB	140 050 C	124 014 CB	131 344 CB	148 839 CB	151 610 C	Mouldings	
2 114 C	475 CB	789 C	3 005 CB	3 311 CB	1 485 C	3 820 C	6 135 CB	Cane and Bamboo	
98 158 CB	103 468 CB	113 081 CB	111 270 CB	94 092 CB	87 642 CB	97 511 CB	100 598 C	Other SPWPs	
64 739 C	57 416 CB	48 097 C	58 596 C	42 072 C	57 668 C	82 453 C	96 043 C	Wooden furniture	Finland
295 370 C	265 762 C	281 782 C	249 206 C	207 050 C	240 368 C	292 949 CB	252 967 C	Builder woodwork	
65 615 CB	55 993 CB	46 497 CB	47 014 CB	41 281 CB	40 903 CB	50 211 CB	51 956 C	Mouldings	
953 CB	656 C	626 CB	1 928 CB	1 268 CB	1 517 CB	1 103 CB	1 048 CB	Cane and Bamboo	
41 579 CB	37 360 CB	42 310 CB	43 673 CB	42 487 CB	35 267 CB	38 187 CB	36 577 C	Other SPWPs	
941 971 C	842 487 C	861 456 C	864 240 C	820 169 C	835 306 C	851 505 C	851 505 X	Wooden furniture	France
140 789 C	126 878 C	117 437 CB	126 142 CB	112 501 CB	108 847 C	131 810 CB	131 810 X	Builder woodwork	
66 000 C	60 475 C	56 659 C	54 975 C	50 787 C	54 547 C	57 851 C	57 851 X	Mouldings	
41 158 C	44 900 C	48 811 C	58 549 C	48 143 C	47 178 C	55 764 C	55 764 X	Cane and Bamboo	
664 306 C	665 179 C	708 479 C	726 576 C	618 679 C	645 685 C	735 065 C	735 065 X	Other SPWPs	
5 208 916 C	4 815 634 C	4 797 834 C	4 987 095 C	4 513 369 C	4 666 456 C	4 776 660 C	5 050 052 C	Wooden furniture	Germany
1 370 995 CB	1 240 548 CB	1 356 600 CB	1 422 034 C	1 207 227 C	1 206 325 C	1 335 937 C	1 344 735 C	Builder woodwork	
336 576 CB	272 593 CB	273 643 CB	307 091 CB	239 777 CB	267 809 CB	284 875 CB	277 086 C	Mouldings	
104 155 CB	95 309 CB	109 388 CB	99 545 CB	79 559 CB	83 572 CB	81 720 C	77 248 C	Cane and Bamboo	
914 694 CB	872 248 CB	884 473 CB	928 213 CB	774 534 CB	794 199 C	917 811 C	1 055 604 C	Other SPWPs	
26 064 C	17 521 C	19 819 CB	22 349 CB	29 479 C	31 115 C	34 360 C	49 840 C	Wooden furniture	Greece
8 991 C	5 216 C	3 112 CB	3 124 CB	3 638 CB	3 943 C	4 971 C	5 224 C	Builder woodwork	
1 109 C	997 C	1 288 C	1 385 C	1 067 CB	1 030 C	1 383 C	1 903 C	Mouldings	
924 CB	1 566 C	812 CB	1 206 C	1 135 C	1 832 C	1 573 C	3 100 C	Cane and Bamboo	
12 753 C	12 925 C	10 549 C	10 781 C	7 976 CB	8 481 C	10 081 CB	10 927 C	Other SPWPs	
259 526 C	273 297 C	295 237 C	333 556 C	299 429 C	312 106 C	288 424 C	290 620 C	Wooden furniture	Hungary
163 628 C	141 320 C	173 452 C	175 040 C	154 308 C	164 261 C	200 486 C	202 541 C	Builder woodwork	
25 379 C	20 682 C	14 784 C	16 055 C	13 688 C	8 709 C	9 474 C	10 222 C	Mouldings	
2 221 CB	1 645 CB	3 102 CB	3 966 CB	1 979 CB	1 981 CB	2 531 CB	1 072 CB	Cane and Bamboo	
78 644 C	79 457 C	78 632 C	75 259 C	70 908 C	71 916 C	89 799 C	96 169 C	Other SPWPs	
34 043 C	33 639 C	45 097 C	50 086 C	54 106 C	60 925 C	54 080 C	56 363 C	Wooden furniture	Ireland
29 371 CB	35 922 CB	35 019 CB	33 410 CB	32 289 C	30 038 C	29 364 C	27 077 C	Builder woodwork	
4 862 CB	3 995 CB	5 268 CB	3 659 CB	4 398 CB	1 951 CB	2 301 CB	1 224 C	Mouldings	
965 CB	1 094 CB	2 506 C	1 219 CB	316 CB	584 CB	3 015 CB	925 CB	Cane and Bamboo	
20 733 CB	29 093 C	27 398 C	25 811 C	24 626 C	24 031 C	25 033 C	30 228 C	Other SPWPs	
5 664 842 C	5 395 557 C	5 741 555 C	6 014 768 C	5 197 358 C	5 183 089 C	5 264 416 C	5 514 864 C	Wooden furniture	Italy
429 256 C	420 909 C	468 227 C	489 040 C	442 330 C	420 859 C	465 162 C	451 541 C	Builder woodwork	
175 597 C	168 495 C	176 585 C	173 908 C	145 112 C	145 741 C	145 809 C	164 118 C	Mouldings	
327 601 C	323 327 C	370 209 C	372 233 C	344 861 C	356 816 C	386 724 C	422 989 C	Cane and Bamboo	
388 441 C	365 891 C	387 936 C	412 634 C	351 208 C	366 230 C	378 504 C	397 579 C	Other SPWPs	
111 076 CB	116 274 C	126 242 C	126 827 C	113 051 CB	116 596 C	138 212 C	132 826 C	Wooden furniture	Latvia
146 344 C	145 214 C	155 739 C	143 155 C	137 515 C	132 792 C	152 598 C	153 368 C	Builder woodwork	
35 798 C	33 645 CB	37 140 C	55 084 C	39 054 C	34 446 C	43 011 C	53 653 C	Mouldings	
955 C	2 404 C	1 749 C	1 959 C	1 800 C	2 425 CB	1 975 CB	2 556 C	Cane and Bamboo	
127 567 C	115 194 C	124 490 C	132 505 C	109 291 CB	115 677 C	133 439 C	161 747 C	Other SPWPs	
845 181 CB	963 494 CB	1 023 316 CB	1 187 130 CB	1 025 487 CB	1 059 617 CB	1 188 793 CB	1 082 314 C	Wooden furniture	Lithuania
207 943 C	223 189 C	254 576 C	296 114 C	277 569 C	286 322 C	300 096 C	251 881 C	Builder woodwork	
39 057 C	40 555 C	48 822 C	63 448 C	48 343 C	51 527 C	53 553 C	45 969 C	Mouldings	
3 321 C	4 698 C	7 742 C	10 547 C	6 637 C	11 286 C	19 592 C	17 087 C	Cane and Bamboo	
138 153 C	126 753 C	139 911 C	148 872 C	123 585 C	130 759 C	152 132 C	152 535 C	Other SPWPs	
8 301 C	8 835 C	8 760 C	8 886 C	5 615 C	4 593 CB	6 531 CB	6 531 X	Wooden furniture	Luxembourg
26 002 CB	22 460 CB	25 981 CB	23 974 CB	22 733 CB	18 468 CB	25 692 CB	25 692 X	Builder woodwork	
23 518 CB	21 017 CB	20 692 CB	21 430 C	30 518 C	31 270 C	14 029 C	10 643 C	Mouldings	
2 115 CB	897 CB	230 CB	176 C	154 CB	46 C	212 CB	86 C	Cane and Bamboo	
15 216 CB	15 706 CB	17 836 C	16 411 CB	14 975 CB	15 601 C	14 225 C	16 156 C	Other SPWPs	
1 999 C	2 180 C	2 398 C	1 618 C	1 815 C	1 854 CB	1 329 CB	1 039 CB	Wooden furniture	Malta
185 C	214 C	658 C	475 C	312 C	200 C	31 CB	7 CB	Builder woodwork	
2 CB	11 CB	39 CB	4 CB	16 CB	1 CB	81 CB	11 CB	Mouldings	
233 CB	513 CB	61 CB	66 CB	101 CB	68 CB	67 CB	12 CB	Cane and Bamboo	
407 CB	385 CB	272 CB	644 CB	416 CB	394 CB	488 CB	505 CB	Other SPWPs	
767 307 C	749 713 C	769 880 C	736 428 C	745 147 C	795 351 C	933 716 C	933 716 X	Wooden furniture	Netherlands
181 405 C	178 360 C	207 050 C	248 844 C	202 291 C	214 240 C	233 475 C	233 475 X	Builder woodwork	
78 222 C	66 699 C	77 660 C	81 400 C	63 374 C	52 462 C	60 804 C	60 804 X	Mouldings	
26 198 C	24 678 C	24 020 C	22 429 C	24 697 CB	29 094 CB	30 603 CB	30 603 X	Cane and Bamboo	
405 028 CB	347 945 C	394 401 C	437 232 C	404 082 C	417 870 C	487 349 C	487 349 X	Other SPWPs	
4 351 309 C	4 073 687 CB	4 579 662 CB	5 178 865 CB	4 754 353 CB	5 052 053 CB	5 500 876 CB	6 129 340 C	Wooden furniture	Poland
911 368 C	869 182 C	1 077 176 C	1 153 320 C	1 063 714 C	1 117 779 C	1 237 511 C	1 457 301 C	Builder woodwork	
228 831 C	225 096 C	254 954 C	256 775 C	225 183 C	226 191 C	250 890 C	315 041 C	Mouldings	
124 610 C	113 917 C	142 272 C	208 770 C	186 655 C	186 567 C	233 523 C	273 237 C	Cane and Bamboo	
907 184 C	813 818 C	906 938 C	1 022 730 C	916 425 C	920 646 C	981 522 CB	1 439 885 C	Other SPWPs	
567 710 C	611 380 C	712 322 C	780 303 C	665 120 C	678 754 C	747 771 C	750 231 C	Wooden furniture	Portugal
137 835 C	124 586 C	125 853 C	145 919 C	141 962 C	144 683 C	155 235 C	151 010 C	Builder woodwork	
20 977 C	17 709 CB	17 085 C	14 288 C	15 041 C	16 417 C	16 445 C	12 441 C	Mouldings	
5 725 CB	7 748 CB	12 357 CB	10 356 CB	10 455 CB	8 710 CB	7 496 CB	5 953 C	Cane and Bamboo	
111 395 C	117 547 C	128 008 C	125 056 C	85 779 C	89 836 C	93 737 C	99 889 C	Other SPWPs	
983 312 C	943 083 C	1 052 235 C	1 170 312 C	1 035 031 C	1 095 760 C	1 086 130 C	1 142 166 C	Wooden furniture	Romania
167 904 CB	160 028 CB	179 117 CB	174 486 CB	157 917 CB	193 881 C	205 264 CB	217 718 C	Builder woodwork	
27 291 C	26 620 C	24 988 C	29 092 C	20 709 C	20 342 C	22 356 C	23 508 C	Mouldings	
3 639 C	3 849 CB	13 690 CB	19 870 CB	21 629 CB	19 630 CB	21 174 CB	12 420 CB	Cane and Bamboo	
197 293 C	196 595 CB	232 467 CB	242 515 CB	223 484 CB	206 774 CB	185 712 CB	217 476 C	Other SPWPs	
509 023 C	489 248 C	588 535 C	600 394 C	561 646 CB	557 834 CB	556 892 C	586 397 C	Wooden furniture	Slovakia
175 308 C	139 757 C	177 696 C	151 981 C	137 859 C	131 780 C	137 789 C	168 083 C	Builder woodwork	
12 862 C	13 263 CB	9 925 CB	16 718 C	10 528 CB	10 486 C	17 973 C	15 828 C	Mouldings	
7 803 CB	7 508 C	10 446 C	15 055 C	15 257 C	14 680 C	13 623 C	11 299 C	Cane and Bamboo	
93 815 C	92 157 C	84 585 C	84 462 C	77 720 C	79 621 C	99 087 C	114 428 C	Other SPWPs	

Table 5-1. Consumers' Trade of Secondary Processed Wood Products (1000 US$)

Country	Product	Imports Value (1000$) 2011	2012	2013	2014	2015	2016	2017	2018
Slovenia	Wooden furniture	107 476 CB	87 099 CB	91 816 CB	111 930 CB	93 973 CB	115 502 CB	131 248 CB	128 058 CB
	Builder woodwork	43 966 CB	37 180 CB	39 242 CB	39 273 CB	35 189 CB	36 161 C	46 573 CB	45 891 C
	Mouldings	16 720 CB	13 035 CB	12 532 CB	14 958 CB	13 045 CB	16 702 CB	20 546 CB	21 815 C
	Cane and Bamboo	2 641 CB	2 855 CB	1 968 CB	2 581 CB	2 188 CB	2 824 CB	2 923 CB	2 980 CB
	Other SPWPs	40 984 C	38 664 C	39 782 C	45 267 C	43 188 C	47 687 C	52 127 C	64 787 C
Spain	Wooden furniture	962 780 CB	753 071 CB	702 920 CB	817 891 CB	797 408 CB	881 510 CB	951 885 CB	904 353 CB
	Builder woodwork	171 770 CB	120 235 CB	113 989 CB	126 763 CB	117 361 CB	130 220 CB	143 440 CB	156 603 C
	Mouldings	72 421 CB	53 416 CB	46 081 CB	46 637 C	38 755 CB	42 310 CB	42 586 CB	43 371 C
	Cane and Bamboo	80 381 CB	74 300 CB	62 430 CB	60 771 CB	62 760 CB	50 313 CB	60 358 CB	55 097 CB
	Other SPWPs	331 889 CB	278 985 CB	265 651 CB	314 839 CB	289 689 CB	331 337 CB	349 005 CB	339 067 C
Sweden	Wooden furniture	908 559 C	825 839 CB	898 107 CB	985 926 CB	931 361 CB	940 554 CB	943 619 CB	949 189 C
	Builder woodwork	347 987 CB	319 213 C	357 071 CB	377 623 CB	341 869 CB	387 222 CB	430 875 CB	415 495 C
	Mouldings	35 796 C	36 037 CB	41 090 C	47 245 CB	44 853 CB	48 233 CB	62 996 CB	57 796 CB
	Cane and Bamboo	28 466 CB	31 134 CB	30 750 CB	35 993 CB	44 016 CB	41 266 CB	45 154 CB	42 547 CB
	Other SPWPs	196 671 CB	181 909 CB	205 795 CB	227 189 CB	199 066 CB	197 210 CB	219 233 CB	232 378 CB
U.K.	Wooden furniture	3 413 181 C	3 224 884 C	3 287 210 C	3 776 664 CB	3 851 704 CB	3 834 710 CB	3 925 177 C	3 994 386 C
	Builder woodwork	810 492 C	746 480 C	800 852 C	919 495 C	963 074 C	936 224 CB	990 627 C	994 259 C
	Mouldings	250 661 C	227 392 C	250 803 C	258 706 C	237 919 C	218 617 C	234 459 C	203 841 C
	Cane and Bamboo	176 651 CB	195 714 CB	170 313 CB	158 754 CB	185 995 CB	174 481 CB	182 528 CB	163 198 CB
	Other SPWPs	639 636 C	614 158 C	673 375 C	863 624 C	860 172 C	763 008 C	750 920 C	787 324 C
Europe Non-EU	**Wooden furniture**	**2 992 634**	**2 989 928**	**3 096 373**	**3 103 719**	**2 775 350**	**2 701 937**	**2 716 715**	**2 712 447**
	Builder woodwork	**1 257 094**	**1 309 065**	**1 443 010**	**1 395 828**	**1 199 327**	**1 233 130**	**1 306 206**	**1 232 793**
	Mouldings	**207 320**	**212 780**	**228 084**	**243 844**	**217 100**	**220 546**	**232 314**	**227 568**
	Cane and Bamboo	**84 936**	**92 533**	**101 190**	**95 765**	**80 997**	**74 040**	**85 906**	**78 154**
	Other SPWPs	**491 236**	**472 037**	**470 016**	**469 247**	**423 256**	**413 983**	**437 218**	**426 953**
Albania	Wooden furniture	19 622 C	16 222 C	15 088 C	15 657 CB	14 688 CB	14 842 CB	15 982 CB	18 027 CB
	Builder woodwork	7 463 C	6 331 C	6 342 C	5 370 CB	5 985 CB	6 077 CB	6 498 CB	5 223 CB
	Mouldings	1 285 C	924 CB	1 790 C	1 558 CB	1 316 C	1 145 CB	1 663 CB	1 547 CB
	Cane and Bamboo	948 CB	1 808 CB	1 172 CB	1 238 CB	1 791 CB	1 126 CB	1 295 CB	1 452 CB
	Other SPWPs	3 109 C	3 009 C	2 962 C	2 294 C	2 682 C	3 514 C	3 242 C	2 867 CB
Norway	Wooden furniture	1 052 142 CB	1 092 084 CB	1 086 837 CB	1 082 169 CB	907 228 CB	854 093 CB	896 880 CB	890 566 CB
	Builder woodwork	524 949 C	556 682 C	603 825 C	582 897 C	460 919 C	493 438 C	536 111 C	463 973 CB
	Mouldings	85 998 C	92 625 C	102 693 C	112 746 C	100 164 C	104 502 C	110 401 C	105 771 CB
	Cane and Bamboo	17 959 CB	27 814 C	30 369 C	30 564 C	22 995 C	20 001 C	26 326 C	18 416 CB
	Other SPWPs	145 834 C	152 535 C	151 865 C	150 263 C	129 719 C	121 498 C	132 538 C	122 648 CB
Switzerland	Wooden furniture	1 920 870 C	1 881 622 C	1 994 448 C	2 005 893 C	1 853 433 C	1 833 001 C	1 803 853 C	1 803 853 X
	Builder woodwork	724 682 C	746 053 C	832 844 C	807 561 C	732 423 C	733 615 C	763 597 C	763 597 X
	Mouldings	120 037 C	119 230 C	123 601 C	129 539 C	115 620 C	114 898 C	120 250 C	120 250 X
	Cane and Bamboo	66 029 C	62 911 CB	69 649 CB	63 963 CB	56 211 CB	52 914 CB	58 286 CB	58 286 X
	Other SPWPs	342 294 C	316 494 C	315 189 C	316 691 C	290 855 C	288 972 C	301 438 C	301 438 X
U.S.A.	**Wooden furniture**	**13 157 270**	**14 231 670**	**15 179 860**	**16 331 700**	**18 083 720**	**18 427 440**	**20 426 910**	**21 423 720**
	Builder woodwork	**1 423 573**	**1 590 315**	**1 854 916**	**2 006 143**	**2 115 498**	**2 239 995**	**2 329 264**	**2 378 457**
	Mouldings	**934 347**	**1 113 594**	**1 204 428**	**1 272 358**	**1 239 359**	**1 217 294**	**1 331 676**	**1 354 064**
	Cane and Bamboo	**575 552**	**642 173**	**716 177**	**798 772**	**945 685**	**995 845**	**1 111 847**	**1 305 845**
	Other SPWPs	**2 405 590**	**2 536 856**	**2 717 793**	**2 851 405**	**3 069 772**	**3 030 870**	**3 258 789**	**3 595 190**
U.S.A.	Wooden furniture	13 157 270 C	14 231 670 C	15 179 860 C	16 331 700 C	18 083 720 C	18 427 440 C	20 426 910 C	21 423 720 C
	Builder woodwork	1 423 573 C	1 590 315 C	1 854 916 C	2 006 143 C	2 115 498 C	2 239 995 CB	2 329 264 CB	2 378 457 C
	Mouldings	934 347 CB	1 113 594 CB	1 204 428 CB	1 272 358 CB	1 239 359 C	1 217 294 CB	1 331 676 C	1 354 064 C
	Cane and Bamboo	575 552 C	642 173 C	716 177 C	798 772 C	945 685 C	995 845 C	1 111 847 C	1 305 845 C
	Other SPWPs	2 405 590 C	2 536 856 C	2 717 793 C	2 851 405 C	3 069 772 C	3 030 870 C	3 258 789 C	3 595 190 C
Consumers Total	**Wooden furniture**	**46 508 135**	**45 954 596**	**48 207 083**	**52 009 076**	**51 629 818**	**53 514 337**	**56 498 970**	**56 624 367**
	Builder woodwork	**11 175 486**	**10 656 671**	**11 723 678**	**12 255 859**	**11 323 296**	**11 953 315**	**12 795 545**	**12 658 880**
	Mouldings	**4 539 403**	**4 312 657**	**4 379 828**	**4 701 546**	**4 254 164**	**4 190 555**	**4 584 723**	**4 596 346**
	Cane and Bamboo	**2 133 277**	**2 248 239**	**2 275 982**	**2 442 891**	**2 490 121**	**2 354 368**	**2 561 819**	**2 689 779**
	Other SPWPs	**11 561 404**	**11 329 142**	**11 970 528**	**13 052 728**	**12 650 280**	**12 726 267**	**13 455 259**	**14 113 416**
	Total	**75 917 705**	**74 501 304**	**78 557 098**	**84 462 099**	**82 347 680**	**84 738 841**	**89 896 317**	**90 682 789**
ITTO Total	**Wooden furniture**	**49 492 815**	**49 195 486**	**51 531 036**	**55 454 359**	**54 671 256**	**56 301 709**	**59 088 715**	**59 081 892**
	Builder woodwork	**11 474 337**	**10 996 012**	**12 119 107**	**12 631 844**	**11 756 986**	**12 353 460**	**13 176 699**	**13 054 344**
	Mouldings	**4 740 319**	**4 525 892**	**4 597 238**	**4 954 092**	**4 534 862**	**4 484 737**	**4 907 712**	**4 955 398**
	Cane and Bamboo	**2 554 847**	**3 023 830**	**3 115 241**	**3 437 942**	**3 366 134**	**2 817 574**	**2 976 068**	**3 068 440**
	Other SPWPs	**12 115 981**	**11 847 094**	**12 533 675**	**13 694 236**	**13 381 027**	**13 425 510**	**14 192 977**	**14 949 001**
	Total	**80 378 300**	**79 588 313**	**83 896 296**	**90 172 473**	**87 710 265**	**89 382 991**	**94 342 172**	**95 109 076**
Rest of the world	**Wooden furniture**	**11 812 230 I**	**12 527 970 I**	**13 618 130 I**	**14 595 070 I**	**13 039 720 I**	**11 299 240 I**	**11 046 010 I**	**10 861 700 I**
	Builder woodwork	**2 010 772 I**	**2 105 472 I**	**2 410 476 I**	**2 468 259 I**	**2 100 947 I**	**1 835 651 I**	**1 822 739 I**	**1 817 922 I**
	Mouldings	**824 786 I**	**879 392 I**	**872 888 I**	**802 633 I**	**687 943 I**	**564 555 I**	**522 427 I**	**500 347 I**
	Cane and Bamboo	**808 903 I**	**1 066 596 I**	**1 120 569 I**	**1 577 982 I**	**1 384 487 I**	**743 316 I**	**678 955 I**	**681 488 I**
	Other SPWPs	**1 511 238 I**	**1 607 071 I**	**1 728 803 I**	**1 792 877 I**	**1 756 862 I**	**1 644 625 I**	**1 616 104 I**	**1 745 409 I**
	Total	**16 967 929**	**18 186 501**	**19 750 866**	**21 236 821**	**18 969 959**	**16 087 388**	**15 686 235**	**15 606 865**
World	**Wooden furniture**	**61 305 045 I**	**61 723 456 I**	**65 149 166 I**	**70 049 429 I**	**67 710 976 I**	**67 600 949 I**	**70 134 725 I**	**69 943 592 I**
	Builder woodwork	**13 485 109 I**	**13 101 484 I**	**14 529 583 I**	**15 100 103 I**	**13 857 933 I**	**14 189 111 I**	**14 999 438 I**	**14 872 266 I**
	Mouldings	**5 565 105 I**	**5 405 284 I**	**5 470 126 I**	**5 756 724 I**	**5 222 806 I**	**5 049 293 I**	**5 430 139 I**	**5 455 745 I**
	Cane and Bamboo	**3 363 750 I**	**4 090 426 I**	**4 235 810 I**	**5 015 924 I**	**4 750 621 I**	**3 560 890 I**	**3 655 023 I**	**3 749 928 I**
	Other SPWPs	**13 627 219 I**	**13 454 165 I**	**14 262 478 I**	**15 487 113 I**	**15 137 889 I**	**15 070 135 I**	**15 809 081 I**	**16 694 410 I**
	Total	**97 346 228**	**97 774 814**	**103 647 162**	**111 409 294**	**106 680 224**	**105 470 379**	**110 028 407**	**110 715 941**

Exports Value (1000$)									
2011	2012	2013	2014	2015	2016	2017	2018	Product	Country
192 932 CB	177 108 CB	167 569 C	180 427 C	154 511 C	159 535 C	183 142 C	187 648 C	Wooden furniture	Slovenia
88 676 C	87 088 C	91 997 C	97 180 C	89 304 C	96 707 C	96 337 C	95 065 C	Builder woodwork	
9 860 CB	9 106 CB	7 572 CB	6 370 CB	4 741 C	6 298 C	9 480 CB	14 264 C	Mouldings	
3 395 CB	5 083 CB	2 267 CB	2 269 CB	1 606 CB	2 351 CB	2 874 CB	1 094 CB	Cane and Bamboo	
73 156 C	65 852 C	76 506 C	92 506 C	85 692 C	84 666 C	96 043 C	103 781 C	Other SPWPs	
783 938 C	774 073 C	922 896 C	923 175 C	842 395 C	941 396 C	962 658 C	1 023 441 C	Wooden furniture	Spain
130 944 CB	100 865 C	121 401 C	121 249 C	132 210 C	122 561 C	144 953 C	144 008 C	Builder woodwork	
55 445 C	52 360 C	51 385 C	50 216 C	43 001 C	47 787 C	48 074 C	54 916 C	Mouldings	
52 709 C	45 784 C	45 780 C	44 769 C	42 360 C	38 693 C	39 897 C	52 641 C	Cane and Bamboo	
251 605 C	196 050 C	224 126 CB	282 153 CB	240 869 CB	244 231 C	289 494 C	303 686 C	Other SPWPs	
1 192 751 C	1 133 398 C	1 079 569 C	1 012 957 C	844 921 C	801 780 C	809 746 C	825 708 C	Wooden furniture	Sweden
487 120 C	472 794 C	513 841 C	532 792 C	415 430 C	409 901 C	430 848 C	416 692 C	Builder woodwork	
129 377 CB	125 508 CB	125 420 CB	153 078 CB	123 369 CB	112 541 CB	115 249 CB	84 506 CB	Mouldings	
13 334 CB	17 687 C	18 373 C	17 835 CB	16 477 C	17 083 C	20 308 C	21 567 C	Cane and Bamboo	
181 311 C	165 566 CB	164 084 CB	166 695 C	150 722 C	142 097 C	149 557 CB	154 324 C	Other SPWPs	
457 968 C	412 224 C	459 723 C	539 692 C	467 081 C	493 577 C	549 743 C	614 349 C	Wooden furniture	U.K.
66 730 C	58 618 C	63 408 C	79 050 C	73 466 C	69 107 C	72 659 C	85 043 C	Builder woodwork	
24 537 C	21 274 C	22 517 C	26 324 C	26 021 C	25 436 C	29 918 C	40 813 C	Mouldings	
27 242 C	24 126 CB	25 989 CB	23 597 CB	27 683 C	22 358 CB	33 119 CB	27 457 C	Cane and Bamboo	
123 463 C	117 823 C	140 831 C	152 257 C	151 008 C	156 391 C	149 720 C	155 721 C	Other SPWPs	
514 272	**464 924**	**432 245**	**420 468**	**356 757**	**344 718**	**358 988**	**322 939**	**Wooden furniture**	**Europe Non-EU**
205 802	**180 147**	**152 312**	**152 561**	**129 108**	**124 972**	**113 282**	**90 737**	**Builder woodwork**	
11 064	**9 105**	**9 857**	**12 107**	**12 164**	**11 738**	**16 129**	**16 220**	**Mouldings**	
15 761	**15 496**	**14 492**	**14 377**	**17 002**	**11 787**	**13 431**	**12 576**	**Cane and Bamboo**	
100 265	**99 530**	**97 448**	**115 635**	**110 898**	**119 681**	**129 493**	**127 879**	**Other SPWPs**	
11 870 C	14 188 C	14 768 C	9 709 CB	7 892 CB	10 528 CB	14 138 CB	13 733 CB	Wooden furniture	Albania
1 946 C	1 734 C	2 494 C	2 691 CB	2 740 CB	2 133 C	2 230 CB	1 199 CB	Builder woodwork	
104 CB	355 CB	161 CB	110 CB	156 CB	746 CB	967 CB	564 CB	Mouldings	
215 C	223 C	84 C	220 CB	904 C	1 436 C	1 197 C	1 197 X	Cane and Bamboo	
6 044 C	6 010 CB	5 560 CB	6 658 CB	6 768 CB	7 602 CB	8 992 CB	12 861 CB	Other SPWPs	
261 027 C	237 720 C	207 417 C	182 756 C	154 050 CB	149 483 CB	161 290 CB	125 646 CB	Wooden furniture	Norway
105 864 C	84 645 C	71 722 C	69 319 C	65 140 C	60 403 C	43 243 CB	37 492 CB	Builder woodwork	
4 454 CB	4 347 CB	4 908 CB	6 544 C	8 374 C	7 598 CB	12 165 C	12 660 CB	Mouldings	
2 628 CB	2 360 C	3 223 CB	1 964 C	2 142 C	1 958 C	1 633 C	778 C	Cane and Bamboo	
16 307 CB	18 614 CB	24 903 CB	35 294 CB	35 266 CB	37 323 CB	43 882 CB	38 398 CB	Other SPWPs	
241 375 C	213 016 C	210 060 C	228 003 C	194 815 C	184 707 C	183 560 C	183 560 X	Wooden furniture	Switzerland
97 992 C	93 768 C	78 096 C	80 552 CB	61 227 CB	62 436 CB	67 809 CB	52 047 CB	Builder woodwork	
6 506 C	4 402 C	4 787 C	5 453 C	3 634 CB	3 394 C	2 997 C	2 997 X	Mouldings	
12 918 CB	12 912 C	11 186 CB	12 193 C	13 956 CB	8 393 CB	10 601 C	10 601 X	Cane and Bamboo	
77 914 C	74 906 C	66 985 C	73 683 C	68 864 C	74 756 C	76 620 C	76 620 X	Other SPWPs	
1 735 948	**1 809 679**	**1 858 373**	**1 879 328**	**1 822 006**	**1 653 620**	**1 658 950**	**1 690 964**	**Wooden furniture**	**U.S.A.**
446 084	**472 116**	**472 226**	**494 194**	**444 045**	**384 848**	**400 491**	**412 464**	**Builder woodwork**	
307 432	**318 970**	**323 654**	**331 865**	**323 397**	**319 370**	**281 082**	**299 463**	**Mouldings**	
102 838	**127 606**	**175 994**	**180 570**	**183 250**	**207 584**	**186 238**	**167 879**	**Cane and Bamboo**	
659 673	**622 464**	**639 835**	**676 747**	**731 611**	**782 943**	**674 311**	**683 251**	**Other SPWPs**	
1 735 948 C	1 809 679 C	1 858 373 C	1 879 328 C	1 822 006 C	1 653 620 C	1 658 950 C	1 690 964 C	Wooden furniture	U.S.A.
446 084 CB	472 116 CB	472 226 CB	494 194 CB	444 045 CB	384 848 C	400 491 CB	412 464 C	Builder woodwork	
307 432 C	318 970 C	323 654 C	331 865 CB	323 397 CB	319 370 C	281 082 C	299 463 C	Mouldings	
102 838 C	127 606 C	175 994 C	180 570 C	183 250 C	207 584 C	186 238 C	167 879 C	Cane and Bamboo	
659 673 C	622 464 C	639 835 C	676 747 C	731 611 C	782 943 C	674 311 C	683 251 C	Other SPWPs	
46 399 970	**46 323 247**	**49 009 144**	**53 626 466**	**50 925 373**	**50 997 699**	**52 750 996**	**54 220 015**	**Wooden furniture**	**Consumers Total**
10 504 938	**10 061 076**	**11 043 925**	**11 458 774**	**10 263 406**	**10 333 846**	**10 980 936**	**10 786 561**	**Builder woodwork**	
3 183 149	**2 932 268**	**2 977 872**	**3 106 015**	**2 738 023**	**2 708 986**	**2 869 845**	**2 931 098**	**Mouldings**	
2 536 597	**3 398 341**	**3 553 063**	**4 193 502**	**3 919 968**	**2 632 233**	**2 805 708**	**2 809 576**	**Cane and Bamboo**	
11 529 109	**11 218 670**	**11 701 665**	**12 420 339**	**11 732 416**	**11 768 047**	**12 318 414**	**13 835 090**	**Other SPWPs**	
74 153 764	**73 933 603**	**78 285 668**	**84 805 098**	**79 579 186**	**78 440 810**	**81 725 899**	**84 582 340**	**Total**	
55 786 321	**56 352 336**	**59 593 245**	**64 938 565**	**62 742 712**	**62 820 941**	**65 402 638**	**67 293 920**	**Wooden furniture**	**ITTO Total**
12 104 738	**11 743 475**	**12 862 349**	**13 333 866**	**12 146 253**	**12 512 089**	**13 178 564**	**12 982 110**	**Builder woodwork**	
4 811 350	**4 524 087**	**4 511 968**	**4 797 983**	**4 418 723**	**4 325 444**	**4 651 379**	**4 636 577**	**Mouldings**	
3 120 491	**3 974 166**	**4 054 106**	**4 657 767**	**4 289 857**	**2 992 675**	**3 225 230**	**3 254 572**	**Cane and Bamboo**	
13 056 090	**12 872 882**	**13 740 928**	**14 685 200**	**13 986 981**	**14 057 940**	**14 544 269**	**16 033 514**	**Other SPWPs**	
88 878 990	**89 466 945**	**94 762 596**	**102 413 380**	**97 584 526**	**96 709 089**	**101 002 080**	**104 200 693**	**Total**	
4 052 599 I	**4 455 241 I**	**4 970 665 I**	**5 165 291 I**	**4 881 283 I**	**4 879 983 I**	**5 021 907 I**	**5 313 499 I**	**Wooden furniture**	**Rest of the world**
1 592 128 I	**1 719 982 I**	**2 046 056 I**	**2 078 804 I**	**2 037 074 I**	**2 110 120 I**	**2 322 723 I**	**2 293 364 I**	**Builder woodwork**	
687 316 I	**767 942 I**	**853 341 I**	**818 596 I**	**765 111 I**	**689 901 I**	**729 079 I**	**704 360 I**	**Mouldings**	
131 465 I	**117 484 I**	**119 994 I**	**151 239 I**	**155 504 I**	**117 069 I**	**115 696 I**	**117 136 I**	**Cane and Bamboo**	
1 094 373 I	**1 133 726 I**	**1 217 717 I**	**1 260 072 I**	**1 251 207 I**	**1 266 661 I**	**1 254 293 I**	**1 361 326 I**	**Other SPWPs**	
7 557 881	**8 194 376**	**9 207 773**	**9 474 001**	**9 090 179**	**9 063 734**	**9 443 698**	**9 789 685**	**Total**	
59 838 920 I	**60 807 577 I**	**64 563 910 I**	**70 103 856 I**	**67 623 995 I**	**67 700 924 I**	**70 424 545 I**	**72 607 419 I**	**Wooden furniture**	**World**
13 696 866 I	**13 463 457 I**	**14 908 405 I**	**15 412 670 I**	**14 183 327 I**	**14 622 209 I**	**15 501 287 I**	**15 275 474 I**	**Builder woodwork**	
5 498 665 I	**5 292 029 I**	**5 365 309 I**	**5 616 578 I**	**5 183 834 I**	**5 015 345 I**	**5 380 458 I**	**5 340 938 I**	**Mouldings**	
3 251 956 I	**4 091 650 I**	**4 174 100 I**	**4 809 005 I**	**4 445 362 I**	**3 109 744 I**	**3 340 926 I**	**3 371 708 I**	**Cane and Bamboo**	
14 150 463 I	**14 006 608 I**	**14 958 645 I**	**15 945 272 I**	**15 238 188 I**	**15 324 601 I**	**15 798 562 I**	**17 394 840 I**	**Other SPWPs**	
96 436 871	**97 661 321**	**103 970 369**	**111 887 381**	**106 674 705**	**105 772 823**	**110 445 778**	**113 990 379**	**Total**	

Table 5-2. Producers' Trade of Secondary Processed Wood Products (1000 US$)

Country	Product	Imports Value (1000$) 2011	2012	2013	2014	2015	2016	2017	2018
Africa	**Wooden furniture**	**180 070**	**194 320**	**246 564**	**307 684**	**282 226**	**219 466**	**207 256**	**220 523**
	Builder woodwork	**25 191**	**24 631**	**31 027**	**47 348**	**49 479**	**39 113**	**29 772**	**27 579**
	Mouldings	**2 573**	**3 246**	**4 283**	**7 356**	**4 781**	**2 870**	**2 286**	**1 527**
	Cane and Bamboo	**22 552**	**116 429**	**41 912**	**108 908**	**106 691**	**49 329**	**42 949**	**40 523**
	Other SPWPs	**16 271**	**23 465**	**18 329**	**23 078**	**18 813**	**16 814**	**19 507**	**16 768**
Benin	Wooden furniture	16 177 CB	12 978 CB	47 183 CB	50 217 CB	17 236 CB	10 389 CB	8 548 CB	8 548 X
	Builder woodwork	2 458 CB	671 CB	676 C	814 CB	1 156 CB	1 269 CB	1 613 CB	1 744 CB
	Mouldings	104 CB	38 CB	149 CB	176 CB	161 CB	300 C	43 CB	127 CB
	Cane and Bamboo	2 212 CB	5 208 CB	4 805 CB	10 686 CB	10 341 CB	4 209 CB	2 549 CB	1 477 CB
	Other SPWPs	1 591 CB	1 187 CB	1 063 CB	2 607 CB	2 887 CB	1 067 CB	853 CB	821 CB
Cameroon	Wooden furniture	11 289 C	13 021 CB	12 590 CB	18 806 CB	18 489 CB	16 634 CB	16 213 CB	18 824 CB
	Builder woodwork	958 CB	632 CB	1 270 C	1 634 CB	1 613 C	1 171 CB	1 155 C	2 310 CB
	Mouldings	7 CB	63 CB	300 CB	1 134 CB	84 CB	48 CB	931 CB	83 CB
	Cane and Bamboo	2 541 CB	2 891 CB	3 541 CB	10 028 CB	11 975 CB	4 974 CB	4 179 CB	3 413 CB
	Other SPWPs	1 032 C	1 141 C	1 344 C	1 480 C	1 524 C	1 465 C	1 696 C	1 696 I
Central Afr. Rep.	Wooden furniture	280 CB	458 CB	890 CB	1 027 CB	814 CB	852 CB	1 552 C	135 CB
	Builder woodwork	76 CB	4 C	129 CB	34 CB	140 C	16 CB	493 C	493 X
	Mouldings	24 CB	0 CB	0 CB	0 CB	0 CB	0 CB	0 CB	0 CB
	Cane and Bamboo	140 C	163 C	11 C	15 CB	60 CB	320 C	174 C	174 X
	Other SPWPs	27 C	38 C	4 CB	85 CB	417 C	585 C	278 C	278 X
Congo, Dem. Rep.	Wooden furniture	12 674 CB	19 463 CB	15 847 CB	18 873 CB	23 702 CB	15 469 CB	11 341 CB	19 210 CB
	Builder woodwork	1 895 CB	3 042 CB	2 115 CB	3 427 CB	2 418 CB	1 762 CB	2 450 CB	2 096 CB
	Mouldings	216 CB	376 CB	196 CB	1 848 CB	218 CB	227 CB	37 CB	174 CB
	Cane and Bamboo	1 361 CB	3 814 CB	3 043 CB	5 580 CB	10 608 CB	4 394 CB	2 644 CB	3 597 CB
	Other SPWPs	679 CB	10 254 CB	1 839 CB	1 891 CB	1 647 CB	1 175 CB	1 328 CB	1 482 CB
Congo, Rep.	Wooden furniture	21 794 CB	21 373 CB	23 610 CB	35 397 CB	33 105 CB	24 473 CB	10 356 CB	10 356 X
	Builder woodwork	2 947 CB	2 218 CB	4 582 CB	10 785 CB	8 392 CB	9 452 CB	1 425 C	1 425 X
	Mouldings	303 CB	401 CB	1 010 CB	376 CB	755 CB	409 CB	68 C	68 X
	Cane and Bamboo	2 938 CB	2 380 CB	1 473 CB	12 971 CB	8 015 CB	5 162 CB	2 536 C	2 536 X
	Other SPWPs	1 168 CB	787 CB	1 842 CB	1 604 C	1 103 CB	590 CB	1 151 C	1 151 X
Côte d'Ivoire	Wooden furniture	10 303 CB	17 489 CB	19 011 CB	34 802 CB	32 936 CB	28 570 CB	31 521 CB	22 961 CB
	Builder woodwork	937 CB	1 199 C	1 718 C	3 378 CB	3 023 C	3 384 CB	3 992 CB	2 450 CB
	Mouldings	187 CB	94 CB	256 CB	238 CB	197 CB	75 CB	201 CB	25 CB
	Cane and Bamboo	1 747 C	2 656 C	2 039 C	4 377 CB	5 535 CB	4 108 CB	6 720 CB	4 793 CB
	Other SPWPs	555 C	1 655 C	1 066 CB	6 183 C	1 297 CB	1 257 CB	4 147 CB	1 561 CB
Gabon	Wooden furniture	23 284 CB	14 238 CB	13 574 CB	16 265 CB	20 603 CB	11 715 CB	11 368 CB	9 019 CB
	Builder woodwork	2 508 CB	1 482 CB	2 772 CB	3 688 CB	4 788 CB	979 CB	1 042 CB	1 042 X
	Mouldings	168 CB	517 CB	247 CB	372 CB	503 CB	35 CB	198 CB	98 CB
	Cane and Bamboo	2 422 CB	3 415 CB	2 111 CB	2 522 CB	2 568 CB	2 121 CB	2 051 CB	2 051 X
	Other SPWPs	1 231 CB	1 012 CB	861 CB	1 016 CB	1 066 CB	410 CB	621 CB	621 X
Ghana	Wooden furniture	31 809 CB	35 520 C	54 202 CB	60 023 CB	54 045 CB	54 415 CB	58 087 CB	57 638 CB
	Builder woodwork	3 261 C	6 203 C	6 739 C	7 483 CB	7 877 CB	7 288 C	6 324 CB	5 370 CB
	Mouldings	96 CB	553 CB	647 CB	534 CB	412 CB	412 CB	103 C	22 CB
	Cane and Bamboo	4 130 C	57 897 CB	6 813 CB	24 025 CB	27 222 CB	13 053 CB	11 960 CB	10 000 CB
	Other SPWPs	5 774 C	3 131 C	4 907 C	2 669 CB	1 975 CB	4 934 C	3 863 C	3 071 CB
Liberia	Wooden furniture	3 300 CB	3 542 CB	2 614 CB	4 500 CB	3 894 CB	2 725 CB	3 619 CB	2 025 CB
	Builder woodwork	102 CB	91 CB	162 CB	197 CB	162 CB	260 CB	476 CB	488 CB
	Mouldings	0 CB	20 CB	8 CB	9 CB	19 CB	53 CB	0 CB	150 CB
	Cane and Bamboo	571 CB	773 CB	783 CB	508 CB	1 163 CB	579 CB	763 CB	676 CB
	Other SPWPs	130 CB	82 CB	260 CB	238 CB	712 CB	110 CB	60 CB	37 CB
Madagascar	Wooden furniture	3 752 CB	4 749 CB	3 791 CB	7 100 CB	7 653 CB	8 148 CB	9 096 CB	9 096 X
	Builder woodwork	620 C	609 C	1 106 CB	1 333 CB	735 CB	1 621 C	913 C	913 X
	Mouldings	39 C	161 C	224 CB	143 C	168 CB	203 CB	118 C	118 X
	Cane and Bamboo	922 C	807 CB	1 845 CB	3 159 CB	3 570 CB	2 356 CB	1 393 C	1 393 X
	Other SPWPs	392 C	315 C	309 C	609 C	568 CB	740 C	706 C	706 X
Mali	Wooden furniture	8 074 C	8 047 C	4 658 CB	5 185 CB	5 391 CB	10 003 C	14 860 C	14 860 X
	Builder woodwork	1 659 C	1 732 C	1 025 CB	2 130 CB	3 172 CB	3 142 C	4 018 CB	4 018 X
	Mouldings	39 C	63 C	4 CB	707 CB	89 CB	112 CB	259 CB	259 X
	Cane and Bamboo	897 CB	830 C	547 CB	503 CB	512 CB	1 049 C	1 632 C	1 632 X
	Other SPWPs	910 CB	735 CB	482 CB	67 CB	357 CB	549 CB	732 CB	732 X
Mozambique	Wooden furniture	26 761 CB	36 820 CB	38 242 CB	44 437 CB	43 663 CB	26 649 CB	25 595 CB	42 252 CB
	Builder woodwork	7 265 CB	6 153 CB	8 149 C	11 585 C	13 328 C	8 225 C	5 396 C	4 752 CB
	Mouldings	1 364 CB	941 CB	1 175 CB	1 791 CB	1 372 CB	929 CB	281 CB	347 CB
	Cane and Bamboo	1 812 CB	2 631 C	6 155 C	25 347 CB	17 802 CB	5 800 CB	5 061 CB	7 124 CB
	Other SPWPs	2 550 CB	2 801 CB	4 134 C	4 410 C	4 991 CB	3 668 CB	3 872 C	4 171 CB
Togo	Wooden furniture	10 572 CB	6 621 CB	10 352 CB	11 053 CB	20 694 CB	9 425 CB	5 099 CB	5 599 CB
	Builder woodwork	504 CB	594 CB	586 CB	861 CB	2 677 C	544 CB	474 CB	478 CB
	Mouldings	26 CB	20 CB	68 C	29 CB	802 CB	66 CB	47 CB	56 CB
	Cane and Bamboo	860 CB	32 962 CB	8 748 CB	9 186 CB	7 319 CB	1 204 CB	1 286 CB	1 658 CB
	Other SPWPs	234 CB	326 CB	217 CB	222 CB	270 C	264 C	200 C	442 CB
Asia-Pacific	**Wooden furniture**	**1 653 003**	**1 671 718**	**1 925 287**	**1 930 954**	**1 542 929**	**1 676 756**	**1 642 040**	**1 528 388**
	Builder woodwork	**131 201**	**150 749**	**175 452**	**173 630**	**211 435**	**231 603**	**224 991**	**245 104**
	Mouldings	**103 787**	**94 381**	**96 144**	**98 775**	**107 891**	**123 197**	**134 510**	**165 107**
	Cane and Bamboo	**289 790**	**505 284**	**672 279**	**756 927**	**645 113**	**305 703**	**273 283**	**237 958**
	Other SPWPs	**236 342**	**231 579**	**259 458**	**284 462**	**318 339**	**363 405**	**417 055**	**503 247**
Cambodia	Wooden furniture	40 189 CB	41 063 CB	14 881 CB	15 049 C	10 536 CB	21 187 CB	18 696 CB	23 966 CB
	Builder woodwork	734 CB	1 397 CB	974 CB	1 571 C	1 851 CB	5 181 CB	4 528 CB	2 702 CB
	Mouldings	40 CB	158 CB	78 CB	166 C	649 CB	277 CB	257 CB	42 CB
	Cane and Bamboo	2 062 CB	5 670 CB	6 342 C	6 712 C	4 972 CB	3 203 C	900 CB	1 444 CB
	Other SPWPs	3 611 CB	4 103 CB	2 900 CB	3 294 CB	2 079 CB	3 303 CB	2 058 CB	2 058 X

Exports Value (1000$) 2011	2012	2013	2014	2015	2016	2017	2018	Product	Country
6 119	**4 048**	**4 838**	**5 719**	**4 913**	**4 050**	**8 674**	**7 072**	**Wooden furniture**	**Africa**
7 916	**8 996**	**9 342**	**9 276**	**8 308**	**8 685**	**8 544**	**8 350**	**Builder woodwork**	
41 014	**35 690**	**31 920**	**27 057**	**21 958**	**18 333**	**22 840**	**22 154**	**Mouldings**	
679	**474**	**670**	**995**	**448**	**611**	**3 214**	**3 253**	**Cane and Bamboo**	
10 273	**8 732**	**18 746**	**11 368**	**12 729**	**7 694**	**10 491**	**11 703**	**Other SPWPs**	
453 C	465 C	526 C	528 C	702 C	732 C	917 C	917 X	Wooden furniture	Benin
24 CB	1 CB	9 CB	69 CB	100 C	159 C	159 X	159 X	Builder woodwork	
218 CB	83 CB	883 CB	1 413 CB	1 874 CB	776 CB	1 723 C	1 723 X	Mouldings	
73 C	146 C	162 C	148 C	66 C	137 C	46 C	46 X	Cane and Bamboo	
28 CB	860 C	38 CB	361 CB	252 CB	159 CB	412 CB	1 530 CB	Other SPWPs	
287 CB	290 CB	439 CB	411 CB	504 CB	346 CB	862 CB	732 CB	Wooden furniture	Cameroon
660 CB	862 CB	1 637 CB	2 402 CB	1 875 CB	1 577 CB	1 221 CB	1 221 X	Builder woodwork	
6 097 CB	9 373 CB	6 747 CB	5 813 CB	3 746 CB	4 359 CB	4 149 CB	4 149 X	Mouldings	
6 CB	19 CB	19 CB	14 CB	17 CB	10 CB	194 CB	194 X	Cane and Bamboo	
2 239 CB	1 495 CB	1 700 CB	1 250 CB	1 836 CB	1 205 CB	1 295 CB	1 295 X	Other SPWPs	
14 CB	6 CB	0 CBR	7 CB	14 CB	14 X	549 CB	547 X	Wooden furniture	Central Afr. Rep.
49 CB	241 CB	0 C	0 C	37 CB	12 CB	7 CB	7 X	Builder woodwork	
0 C	81 CB	283 CB	220 CB	181 CB	120 CB	274 CB	195 CB	Mouldings	
0 C	0 C	0 C	15 CB	106 C	106 X	106 X	106 X	Cane and Bamboo	
17 C	19 C	33 C	40 CB	66 C	143 C	121 C	143 X	Other SPWPs	
112 CB	87 CB	147 CB	200 CB	77 CB	38 CB	49 CB	36 CB	Wooden furniture	Congo, Dem. Rep.
43 CB	712 CB	935 CB	915 CB	971 CB	1 910 CB	344 CB	243 CB	Builder woodwork	
1 777 CB	822 CB	948 CB	315 CB	441 CB	993 CB	2 158 CB	2 158 X	Mouldings	
23 CB	20 CB	36 CB	16 CB	4 CB	1 CB	8 CB	8 X	Cane and Bamboo	
139 CB	78 CB	42 CB	37 CB	23 CB	18 CB	17 CB	40 CB	Other SPWPs	
67 CB	82 CB	73 CB	117 CB	99 CB	100 CB	151 CB	70 CB	Wooden furniture	Congo, Rep.
14 CB	48 CB	8 C	985 CB	985 X	1 243 CB	1 054 CB	1 054 X	Builder woodwork	
2 059 CB	1 240 CB	3 048 C	1 541 CB	2 032 CB	1 457 CB	1 981 C	397 CB	Mouldings	
39 CB	4 C	104 CB	18 CB	1 CB	1 CB	17 CB	1 CB	Cane and Bamboo	
45 CB	210 CB	10 506 CB	30 C	115 CB	392 CB	93 CB	46 CB	Other SPWPs	
425 CB	382 CB	543 C	320 CB	1 466 C	533 CB	1 946 C	1 946 X	Wooden furniture	Côte d'Ivoire
3 660 CB	4 409 CB	3 947 CB	3 105 CB	2 466 CB	1 951 CB	2 122 CB	2 122 X	Builder woodwork	
17 517 C	10 782 C	8 496 CB	10 233 C	8 581 C	4 690 CB	6 080 C	6 080 X	Mouldings	
8 CB	17 CB	28 CB	143 CB	41 C	39 CB	232 C	232 X	Cane and Bamboo	
3 233 C	2 893 C	2 229 CB	3 980 C	6 789 C	1 632 CB	3 343 C	3 343 X	Other SPWPs	
163 CB	70 CB	93 CB	50 CB	192 CB	155 CB	223 CB	223 X	Wooden furniture	Gabon
728 CB	747 CB	315 CB	136 CB	36 CB	31 CB	470 CB	470 X	Builder woodwork	
708 CB	719 CB	2 099 CB	2 411 CB	2 281 CB	2 578 CB	3 202 CB	3 673 CB	Mouldings	
7 CB	8 CB	9 CB	47 CB	15 CB	7 CB	11 CB	68 CB	Cane and Bamboo	
253 CB	21 CB	4 CB	307 CB	34 CB	227 CB	129 CB	142 CB	Other SPWPs	
3 082 C	1 322 C	1 817 C	2 530 CB	401 CB	463 CB	1 290 CB	657 CB	Wooden furniture	Ghana
1 961 CB	1 660 CB	2 243 CB	1 486 CB	1 500 CB	1 325 CB	1 651 CB	1 541 CB	Builder woodwork	
10 797 C	10 797 X	7 787 C	4 335 CB	2 482 CB	2 906 CB	2 906 X	3 392 CB	Mouldings	
214 C	87 CB	232 CB	186 CB	57 CB	121 CB	2 411 C	2 411 X	Cane and Bamboo	
2 022 CB	1 656 CB	1 234 CB	2 790 CB	737 CB	869 CB	2 643 C	2 643 X	Other SPWPs	
9 CB	136 CB	18 CB	83 CB	38 CB	66 CB	280 CB	67 CB	Wooden furniture	Liberia
0 CB	0 CB	2 CB	0 CB	28 CB	0 CB	7 CB	24 CB	Builder woodwork	
0 CB	553 CB	1 056 CB	391 CB	0 CB	1 CB	0 CB	0 CB	Mouldings	
34 CB	5 CB	0 CB	0 CB	0 CB	1 CB	1 CB	0 CB	Cane and Bamboo	
76 CB	304 CB	2 CB	25 CB	89 CB	135 CB	43 CB	170 CB	Other SPWPs	
350 CB	188 CB	114 CB	214 C	182 C	67 C	184 CB	184 X	Wooden furniture	Madagascar
226 CB	80 C	104 C	42 CB	170 C	105 CB	109 CB	109 X	Builder woodwork	
99 C	147 CB	119 CB	121 CB	127 CB	133 CB	115 CB	115 X	Mouldings	
64 C	39 CB	38 CB	35 C	35 CB	89 C	30 CB	30 X	Cane and Bamboo	
861 C	531 C	830 C	794 C	468 CB	493 CB	380 CB	380 X	Other SPWPs	
176 CB	162 CB	153 CB	80 CB	269 CB	641 C	851 C	321 CB	Wooden furniture	Mali
1 C	10 C	13 CB	2 CB	72 CB	27 CB	38 C	38 X	Builder woodwork	
0 C	0 C	0 C	0 C	0 CBR	0 CBR	0 RX	8 CB	Mouldings	
6 C	43 C	1 CB	3 CB	5 CB	5 X	9 CB	9 X	Cane and Bamboo	
151 CB	100 CB	116 CB	113 CB	43 CB	121 CB	101 CB	87 CB	Other SPWPs	
141 CB	195 CB	289 C	179 CB	84 CB	163 CB	210 CB	210 X	Wooden furniture	Mozambique
10 CB	3 C	49 CB	29 C	61 CB	92 CB	1 179 C	1 179 X	Builder woodwork	
296 CB	404 CB	229 CB	245 CB	207 CB	317 CB	248 CB	259 CB	Mouldings	
38 CB	4 CB	9 CB	291 C	41 C	46 C	51 C	51 X	Cane and Bamboo	
411 CB	430 C	1 835 C	1 538 C	2 218 C	2 246 C	1 833 C	1 833 X	Other SPWPs	
842 C	662 C	625 C	1 000 C	885 C	732 C	1 163 C	1 163 X	Wooden furniture	Togo
539 C	223 C	82 C	107 CB	7 C	252 C	182 C	182 X	Builder woodwork	
1 446 CB	689 CB	224 CB	19 CB	5 CB	3 CB	5 CB	5 X	Mouldings	
167 C	83 C	32 C	79 C	61 C	48 C	96 C	96 X	Cane and Bamboo	
797 CB	135 CB	176 CB	103 CB	61 CB	52 CB	78 CB	50 CB	Other SPWPs	
8 282 371	**8 876 559**	**9 373 913**	**9 967 494**	**10 412 687**	**10 370 192**	**11 066 028**	**11 483 620**	**Wooden furniture**	
1 288 678	**1 366 325**	**1 465 719**	**1 507 635**	**1 476 982**	**1 754 728**	**1 768 302**	**1 804 965**	**Builder woodwork**	
916 834	**896 564**	**805 409**	**923 869**	**910 843**	**892 940**	**965 777**	**992 323**	**Mouldings**	**Asia-Pacific**
544 370	**550 429**	**485 339**	**449 307**	**350 884**	**341 883**	**401 734**	**421 947**	**Cane and Bamboo**	
1 101 803	**1 251 010**	**1 563 822**	**1 755 806**	**1 744 619**	**1 755 389**	**1 676 714**	**1 617 188**	**Other SPWPs**	
658 CB	1 412 CB	2 837 CB	1 990 CB	1 223 CB	4 498 CB	19 220 CB	35 589 CB	Wooden furniture	Cambodia
6 C	11 CB	92 CB	344 CB	215 CB	1 565 CB	748 CB	653 CB	Builder woodwork	
7 CB	159 CB	300 C	68 CB	114 CB	86 CB	224 CB	97 CB	Mouldings	
86 CB	44 C	8 CB	28 CB	59 CB	66 CB	200 CB	479 CB	Cane and Bamboo	
307 CB	314 CB	1 577 CB	2 099 CB	1 318 CB	904 CB	426 CB	1 521 CB	Other SPWPs	

Table 5-2. Producers' Trade of Secondary Processed Wood Products (1000 US$)

Country	Product	Imports Value (1000$) 2011	2012	2013	2014	2015	2016	2017	2018
Fiji	Wooden furniture	2 154 C	2 422 C	3 476 C	4 904 C	4 835 C	6 564 C	8 107 C	6 747 CB
	Builder woodwork	290 CB	254 CB	882 C	4 519 C	1 052 C	1 067 C	2 017 C	2 017 X
	Mouldings	10 C	5 C	111 CB	296 CB	639 CB	420 CB	514 C	514 X
	Cane and Bamboo	343 CB	492 CB	869 C	2 310 C	1 093 C	1 060 C	965 C	918 CB
	Other SPWPs	1 070 C	1 093 C	1 340 C	2 532 C	1 446 C	2 251 C	1 428 C	1 136 CB
India	Wooden furniture	372 165 CB	334 484 CB	311 651 C	362 134 CB	398 626 CB	381 436 CB	388 897 CB	390 455 C
	Builder woodwork	46 441 CB	54 122 CB	57 154 C	49 295 CB	59 436 CB	56 741 CB	49 915 CB	55 911 C
	Mouldings	24 279 CB	22 551 CB	35 479 CB	42 228 CB	55 895 CB	67 338 CB	75 336 CB	75 336 X
	Cane and Bamboo	79 551 C	91 137 C	119 847 CB	119 715 CB	122 761 CB	103 256 C	126 484 C	102 412 C
	Other SPWPs	58 036 CB	58 221 CB	53 680 CB	53 680 C	65 048 CB	90 157 CB	82 274 CB	89 542 CB
Indonesia	Wooden furniture	235 271 CB	189 912 CB	280 336 CB	312 263 CB	130 347 CB	123 484 CB	138 409 CB	167 263 CB
	Builder woodwork	7 348 CB	12 610 CB	18 250 CB	15 471 CB	11 602 CB	9 371 CB	10 120 CB	11 247 CB
	Mouldings	2 869 C	3 120 C	2 630 C	1 753 C	1 893 C	1 561 C	1 269 C	15 464 CB
	Cane and Bamboo	31 278 CB	85 327 CB	117 273 CB	142 060 CB	96 780 CB	19 936 CB	25 108 CB	19 743 CB
	Other SPWPs	36 086 CB	35 021 CB	47 570 CB	54 445 CB	46 619 CB	41 775 CB	47 084 CB	57 958 CB
Malaysia	Wooden furniture	415 723 CB	647 769 CB	833 946 CB	757 516 CB	564 180 CB	669 754 CB	583 266 CB	374 719 C
	Builder woodwork	14 261 C	17 184 C	24 289 CB	24 226 CB	23 329 CB	18 917 C	29 965 CB	34 120 CB
	Mouldings	41 770 C	37 857 C	32 948 C	34 309 C	30 557 C	29 091 C	37 412 C	54 501 C
	Cane and Bamboo	65 440 CB	192 647 CB	293 091 CB	285 110 CB	209 448 CB	85 610 CB	42 243 CB	45 091 CB
	Other SPWPs	41 775 C	43 765 CB	64 444 CB	59 785 CB	84 067 CB	102 604 CB	138 112 CB	191 814 CB
Myanmar	Wooden furniture	81 346 CB	46 669 CB	25 640 CB	28 162 CB	17 449 CB	22 888 CB	32 976 CB	40 123 CB
	Builder woodwork	864 CB	1 186 CB	4 788 CB	6 829 CB	6 325 CB	5 647 CB	3 242 CB	2 689 CB
	Mouldings	35 C	819 CB	111 CB	387 CB	955 CB	422 C	656 C	656 X
	Cane and Bamboo	8 056 CB	14 400 CB	10 154 CB	10 049 CB	8 488 CB	7 818 CB	6 077 CB	6 077 X
	Other SPWPs	1 117 CB	3 880 C	1 795 C	7 406 CB	5 859 CB	4 210 C	4 538 CB	6 397 CB
Papua New Guinea	Wooden furniture	7 336 C	13 277 CB	10 999 CB	11 791 CB	15 711 CB	11 567 CB	9 044 CB	10 750 CB
	Builder woodwork	1 425 C	3 845 C	2 804 CB	2 408 CB	4 016 CB	2 192 CB	2 127 CB	2 263 CB
	Mouldings	149 C	396 CB	303 CB	200 CB	118 CB	39 CB	35 CB	11 CB
	Cane and Bamboo	2 029 C	3 038 C	1 887 CB	940 CB	1 344 CB	1 127 CB	517 CB	729 CB
	Other SPWPs	875 CB	2 135 C	1 388 CB	1 078 CB	1 312 CB	1 202 CB	711 CB	914 CB
Philippines	Wooden furniture	92 715 CB	104 702 CB	107 443 CB	150 888 CB	154 851 CB	187 274 CB	198 352 CB	211 745 C
	Builder woodwork	24 702 C	22 801 C	17 198 C	24 567 C	57 559 C	87 124 C	87 124 X	87 124 X
	Mouldings	9 234 C	12 107 C	7 724 C	4 802 C	4 963 C	10 074 C	8 912 C	11 471 C
	Cane and Bamboo	12 903 CB	14 622 CB	18 820 CB	34 246 CB	41 278 CB	29 551 CB	31 329 CB	22 070 CB
	Other SPWPs	14 913 CB	13 622 CB	19 916 CB	23 051 CB	27 685 C	32 691 C	43 086 C	33 646 C
Thailand	Wooden furniture	279 195 CB	216 605 CB	282 769 CB	213 656 CB	160 979 CB	160 606 CB	152 676 CB	162 716 CB
	Builder woodwork	22 067 CB	24 318 CB	21 102 CB	20 278 CB	18 952 CB	18 581 CB	17 498 CB	17 838 CB
	Mouldings	9 052 C	8 041 C	7 984 CB	8 704 CB	7 816 CB	6 291 C	2 344 CB	2 109 CB
	Cane and Bamboo	30 932 CB	35 915 CB	48 589 CB	97 361 CB	86 915 CB	21 195 CB	17 514 CB	17 484 CB
	Other SPWPs	51 277 CB	43 875 CB	43 150 CB	45 876 CB	48 594 CB	49 412 CB	57 271 CB	70 932 CB
Viet Nam	Wooden furniture	126 910 CB	74 816 CB	54 147 CB	74 594 CB	85 414 CB	91 997 CB	111 617 CB	139 904 CB
	Builder woodwork	13 069 CB	13 032 CB	28 011 CB	24 466 CB	27 313 CB	26 784 CB	18 457 CB	29 194 CB
	Mouldings	16 348 C	9 329 CB	8 775 CB	5 930 CB	4 406 CB	7 684 CB	7 776 CB	5 003 CB
	Cane and Bamboo	57 194 CB	62 035 CB	55 408 CB	58 425 CB	72 035 CB	32 946 CB	22 147 CB	21 990 CB
	Other SPWPs	27 583 CB	25 863 CB	23 276 CB	33 315 CB	35 630 CB	35 800 CB	40 494 CB	48 850 CB
Latin America/ Caribbean	**Wooden furniture**	**1 151 607**	**1 374 853**	**1 152 102**	**1 206 646**	**1 216 283**	**891 151**	**740 449**	**708 614**
	Builder woodwork	**142 459**	**163 962**	**188 951**	**155 008**	**172 775**	**129 429**	**126 391**	**122 781**
	Mouldings	**94 556**	**115 608**	**116 983**	**146 414**	**168 027**	**168 116**	**186 193**	**192 418**
	Cane and Bamboo	**109 228**	**153 878**	**125 067**	**129 215**	**124 209**	**108 175**	**98 016**	**100 180**
	Other SPWPs	**301 964**	**262 909**	**285 360**	**333 968**	**393 594**	**319 025**	**301 156**	**315 571**
Brazil	Wooden furniture	95 534 CB	75 032 CB	73 691 CB	72 826 CB	62 782 CB	56 205 CB	51 319 CB	48 040 CB
	Builder woodwork	9 990 CB	10 003 C	12 356 CB	9 892 C	4 908 CB	4 153 CB	2 805 C	1 634 C
	Mouldings	3 374 CB	2 783 CB	1 758 C	2 431 CB	1 481 CB	907 CB	884 CB	532 CB
	Cane and Bamboo	13 094 CB	28 248 CB	15 289 CB	18 415 CB	12 937 CB	7 057 CB	7 309 CB	6 460 CB
	Other SPWPs	35 760 CB	39 315 CB	40 979 CB	51 962 CB	48 137 CB	42 721 CB	51 145 CB	56 280 CB
Costa Rica	Wooden furniture	31 409 C	31 160 C	30 944 C	33 280 C	36 222 C	36 929 C	45 980 C	45 980 X
	Builder woodwork	4 590 C	7 922 C	6 525 C	6 428 C	6 185 C	6 529 C	7 155 C	7 155 X
	Mouldings	1 867 CB	1 883 CB	2 362 CB	1 108 CB	1 422 CB	1 633 CB	1 910 CB	1 910 X
	Cane and Bamboo	2 360 CB	2 293 CB	2 830 CB	2 659 C	3 486 CB	8 708 C	5 023 CB	5 023 X
	Other SPWPs	67 644 C	8 884 C	6 354 C	6 701 C	6 695 C	6 675 C	7 181 C	7 181 X
Colombia	Wooden furniture	41 673 C	62 078 CB	67 077 CB	79 462 CB	53 877 C	48 603 CB	50 516 CB	45 913 CB
	Builder woodwork	19 738 C	17 143 C	15 669 C	23 028 C	14 550 C	12 556 C	11 806 C	11 806 X
	Mouldings	3 992 C	4 832 C	3 072 C	2 187 CB	2 194 CB	1 825 CB	1 540 C	1 540 X
	Cane and Bamboo	9 084 C	9 290 C	11 125 CB	14 980 C	13 167 C	10 421 C	11 623 C	11 623 X
	Other SPWPs	12 989 CB	17 237 CB	14 421 C	16 941 C	16 307 C	14 853 C	14 268 C	15 258 CB
Ecuador	Wooden furniture	17 766 C	23 457 C	27 577 CB	26 858 CB	17 226 C	11 661 CB	18 565 C	18 915 C
	Builder woodwork	2 572 C	2 848 C	3 270 C	3 242 C	2 570 C	4 639 C	1 739 C	734 C
	Mouldings	1 469 C	2 512 CB	3 167 CB	4 635 CB	945 CB	883 CB	1 343 CB	1 382 CB
	Cane and Bamboo	3 814 CB	4 072 CB	5 172 CB	4 898 CB	3 099 CB	2 060 CB	2 431 CB	2 868 CB
	Other SPWPs	5 462 CB	5 458 C	6 004 C	5 757 C	4 933 CB	3 988 CB	4 299 CB	5 403 CB
Guatemala	Wooden furniture	25 692 C	27 556 C	26 384 C	28 360 C	31 268 C	31 948 C	26 475 CB	23 814 CB
	Builder woodwork	3 519 C	2 943 C	3 872 C	3 765 C	3 893 C	3 994 C	2 564 CB	3 324 CB
	Mouldings	2 389 CB	2 627 CB	1 540 C	977 CB	959 C	588 C	468 CB	451 CB
	Cane and Bamboo	1 894 C	2 598 C	1 919 C	3 863 CB	2 488 C	2 815 C	3 336 CB	2 352 CB
	Other SPWPs	8 794 C	9 316 C	12 062 C	11 973 C	9 819 C	10 197 C	6 595 CB	5 641 CB
Guyana	Wooden furniture	7 349 C	5 607 C	5 829 C	5 840 CB	7 691 CB	5 493 C	4 418 C	4 418 X
	Builder woodwork	819 C	1 900 C	1 002 C	1 829 CB	934 C	1 389 C	1 293 C	1 528 CB
	Mouldings	122 CB	853 C	595 C	1 013 C	661 C	872 C	1 145 CB	1 145 X
	Cane and Bamboo	643 CB	729 CB	1 058 CB	1 095 C	1 042 CB	1 299 CB	1 426 C	1 228 CB
	Other SPWPs	704 CB	1 753 C	594 CB	486 CB	1 789 CB	837 C	1 877 C	1 877 X
Honduras	Wooden furniture	26 280 C	26 932 C	17 430 CB	23 020 C	22 321 C	21 219 C	19 683 C	19 683 X
	Builder woodwork	3 641 C	3 365 C	3 224 CB	2 896 C	3 248 C	3 865 C	4 030 C	4 030 X
	Mouldings	458 CB	387 CB	83 CB	287 C	269 C	506 C	279 C	279 X
	Cane and Bamboo	1 567 C	3 822 CB	3 048 CB	2 594 CB	2 374 C	2 449 CB	2 906 C	2 906 X
	Other SPWPs	4 828 CB	3 701 CB	4 183 CB	4 893 CB	7 517 C	10 136 C	8 456 C	8 456 X

Exports Value (1000$)									
2011	2012	2013	2014	2015	2016	2017	2018	Product	Country
1 215 C	1 538 C	1 087 C	1 525 C	831 C	611 C	381 C	381 X	Wooden furniture	Fiji
217 CB	192 C	131 C	116 C	184 C	169 CB	57 C	57 X	Builder woodwork	
665 CB	662 CB	890 CB	476 CB	910 CB	565 CB	1 280 CB	1 280 X	Mouldings	
550 C	173 C	41 C	85 C	57 C	37 CB	57 C	57 X	Cane and Bamboo	
748 C	842 C	694 C	832 C	477 C	401 C	433 C	433 X	Other SPWPs	
371 454 C	430 792 C	493 108 C	480 957 CB	534 973 CB	567 467 CB	630 221 CB	618 070 C	Wooden furniture	India
13 058 CB	14 639 CB	11 843 CB	10 264 CB	14 455 CB	10 441 CB	9 372 CB	15 827 C	Builder woodwork	
4 230 CB	5 714 CB	6 873 CB	6 222 C	3 575 CB	2 566 CB	3 101 C	4 038 C	Mouldings	
11 311 CB	13 906 CB	11 589 CB	16 982 CB	15 945 CB	19 055 CB	25 506 CB	40 904 C	Cane and Bamboo	
126 213 C	156 424 C	235 310 C	229 541 C	237 970 C	264 711 C	246 051 C	254 652 C	Other SPWPs	
1 514 981 CB	1 558 240 CB	1 789 557 CB	1 557 750 CB	1 498 406 CB	1 370 931 CB	1 386 696 CB	1 386 696 X	Wooden furniture	Indonesia
319 642 C	315 786 C	330 434 C	341 399 C	355 271 C	362 872 C	394 330 C	394 330 X	Builder woodwork	
566 639 CB	568 371 CB	510 511 CB	616 508 C	613 754 C	614 540 C	682 569 C	682 569 X	Mouldings	
369 594 C	361 473 C	305 168 C	255 554 C	155 495 CB	138 251 CB	144 002 CB	144 002 X	Cane and Bamboo	
387 274 CB	462 936 CB	698 279 CB	862 739 CB	864 927 CB	827 675 CB	771 280 CB	771 280 X	Other SPWPs	
2 025 877 C	2 113 708 C	1 958 562 CB	1 986 144 CB	1 975 830 CB	1 850 317 CB	1 864 816 C	2 066 585 C	Wooden furniture	Malaysia
329 178 C	320 760 C	303 719 C	307 930 C	287 077 C	293 881 C	275 639 C	301 073 C	Builder woodwork	
247 433 C	230 244 C	198 635 C	220 650 C	213 569 C	197 808 C	196 473 C	230 455 C	Mouldings	
33 769 CB	45 942 CB	38 079 CB	41 965 CB	32 533 CB	38 006 CB	46 060 CB	46 238 CB	Cane and Bamboo	
140 929 CB	155 122 CB	143 224 CB	147 395 CB	147 915 CB	139 396 CB	143 000 CB	146 206 CB	Other SPWPs	
3 066 CB	8 755 C	4 397 CB	5 628 CB	4 746 CB	5 647 CB	3 096 CB	6 820 CB	Wooden furniture	Myanmar
3 619 CB	4 137 CB	7 179 CB	5 861 CB	10 733 C	22 032 C	29 560 C	29 560 X	Builder woodwork	
10 007 CB	13 295 CB	13 060 CB	14 143 CB	13 296 CB	14 347 CB	11 880 CB	10 524 CB	Mouldings	
847 CB	952 CB	947 CB	628 CB	555 CB	335 CB	286 CB	420 CB	Cane and Bamboo	
2 185 CB	1 903 CB	3 295 C	6 685 C	1 525 C	1 567 C	999 C	733 CB	Other SPWPs	
130 CB	170 CB	138 CB	148 CB	83 CB	29 CB	41 CB	28 CB	Wooden furniture	Papua New Guinea
330 CB	29 CB	6 CB	75 CB	36 CB	54 CB	155 CB	155 X	Builder woodwork	
956 CB	600 CB	568 CB	566 CB	542 CB	471 CB	317 CB	820 CB	Mouldings	
0 CBR	11 C	0 C	0 C	4 CB	3 CB	2 CB	2 X	Cane and Bamboo	
14 853 CB	13 819 CB	11 274 CB	12 448 CB	17 754 CB	20 561 CB	19 926 CB	19 926 X	Other SPWPs	
150 857 CB	140 752 CB	140 904 CB	146 298 CB	138 486 CB	148 987 CB	165 555 CB	165 555 X	Wooden furniture	Philippines
556 660 CB	636 098 CB	720 777 CB	703 910 CB	633 501 CB	806 694 CB	790 725 CB	790 725 X	Builder woodwork	
11 980 CB	14 057 CB	12 087 CB	10 178 CB	9 493 C	7 243 CB	7 815 C	4 557 C	Mouldings	
35 710 CB	37 772 CB	36 761 CB	38 895 CB	37 984 CB	32 846 CB	31 950 CB	35 148 CB	Cane and Bamboo	
40 532 CB	50 838 CB	54 229 CB	53 878 CB	52 283 CB	54 490 CB	59 739 C	38 797 C	Other SPWPs	
741 032 CB	641 043 CB	593 680 C	609 348 CB	532 707 CB	495 547 CB	473 555 CB	324 397 CB	Wooden furniture	Thailand
32 191 CB	29 900 C	32 740 C	34 999 C	41 514 C	47 259 C	24 646 CB	29 515 C	Builder woodwork	
32 410 C	16 952 C	14 857 CB	11 321 CB	8 652 CB	9 292 CB	10 555 CB	6 422 C	Mouldings	
19 805 C	18 777 C	17 134 C	14 474 C	14 888 C	11 046 C	5 813 CB	6 718 C	Cane and Bamboo	
221 879 CB	211 195 CB	191 817 CB	189 377 CB	163 149 CB	169 810 CB	155 385 CB	104 165 CB	Other SPWPs	
3 473 102 CB	3 980 149 CB	4 389 644 CB	5 177 706 CB	5 725 401 CB	5 926 157 CB	6 522 448 CB	6 879 500 I	Wooden furniture	Viet Nam
33 778 CB	44 772 C	58 801 C	102 736 C	133 997 C	209 762 C	243 070 C	243 070 X	Builder woodwork	
42 507 C	46 511 C	47 627 CB	43 738 CB	46 936 CB	46 023 CB	51 563 CB	51 563 X	Mouldings	
72 697 CB	71 379 CB	75 613 CB	80 695 CB	93 365 CB	102 239 CB	147 857 C	147 978 CB	Cane and Bamboo	
166 884 CB	197 617 CB	224 122 CB	250 811 CB	257 303 CB	275 874 CB	279 476 CB	279 476 X	Other SPWPs	
1 097 861	**1 148 482**	**1 205 350**	**1 338 886**	**1 399 738**	**1 449 001**	**1 576 940**	**1 583 213**	**Wooden furniture**	
303 205	**307 077**	**343 362**	**358 181**	**397 556**	**414 830**	**420 782**	**382 234**	**Builder woodwork**	**Latin**
670 352	**659 563**	**696 767**	**741 041**	**747 899**	**705 185**	**792 917**	**691 002**	**Mouldings**	**America/**
38 845	**24 921**	**15 034**	**13 963**	**18 557**	**17 948**	**14 575**	**19 796**	**Cane and Bamboo**	**Caribbean**
414 906	**394 470**	**456 695**	**497 686**	**497 217**	**526 810**	**538 650**	**569 534**	**Other SPWPs**	
506 801 CB	476 279 CB	466 972 CB	492 511 CB	462 282 CB	453 587 CB	499 535 CB	437 677 CB	Wooden furniture	Brazil
211 902 C	209 458 C	252 932 C	262 390 C	274 353 C	288 540 C	320 575 C	278 987 C	Builder woodwork	
523 472 CB	516 304 CB	539 098 CB	571 799 CB	571 014 CB	527 703 CB	594 429 CB	502 094 CB	Mouldings	
2 666 CB	2 907 CB	1 752 CB	1 880 CB	1 709 CB	1 279 CB	1 391 CB	1 960 CB	Cane and Bamboo	
152 978 CB	138 640 CB	175 385 C	198 371 C	163 771 CB	169 611 CB	186 598 CB	193 353 CB	Other SPWPs	
4 616 C	4 710 C	6 643 C	6 166 C	5 679 C	5 954 C	6 321 C	6 321 X	Wooden furniture	Costa Rica
2 332 C	1 935 C	2 351 C	1 137 C	608 C	728 C	343 C	343 X	Builder woodwork	
2 570 CB	1 596 CB	925 CB	554 CB	443 CB	261 CB	335 CB	335 X	Mouldings	
300 C	244 C	139 C	132 C	199 C	298 CB	284 C	284 X	Cane and Bamboo	
19 232 C	23 984 C	21 707 C	25 019 C	22 749 C	24 932 C	27 915 C	27 915 X	Other SPWPs	
45 642 CB	44 263 C	44 073 C	38 526 C	32 980 C	29 059 C	31 148 C	31 148 X	Wooden furniture	Colombia
11 508 CB	14 681 CB	8 407 CB	4 184 CB	3 651 CB	2 648 C	3 252 C	2 458 CB	Builder woodwork	
3 437 C	6 303 CB	3 189 C	3 940 C	3 731 CB	3 539 C	7 030 C	7 030 X	Mouldings	
21 937 C	2 252 CB	1 237 CB	926 C	1 194 C	878 CB	628 C	628 X	Cane and Bamboo	
3 053 C	2 581 CB	2 716 CB	2 192 C	4 574 CB	2 191 C	2 136 C	2 136 X	Other SPWPs	
7 092 CB	7 495 C	7 342 C	7 618 C	6 297 C	6 713 C	6 794 C	8 176 C	Wooden furniture	Ecuador
2 126 C	1 916 C	2 257 CB	1 489 C	1 502 CB	1 727 CB	1 684 C	1 391 CB	Builder woodwork	
867 CB	552 CB	557 CB	660 CB	479 CB	570 C	433 CB	313 CB	Mouldings	
23 CB	60 C	309 CB	188 CB	203 CB	293 CB	220 CB	146 CB	Cane and Bamboo	
64 291 CB	39 874 CB	36 329 CB	49 099 CB	76 672 CB	85 095 CB	74 250 CB	90 206 CB	Other SPWPs	
14 953 CB	16 643 C	14 848 C	15 995 C	14 738 C	16 109 C	12 456 CB	12 456 X	Wooden furniture	Guatemala
14 568 CB	15 184 C	14 594 C	20 170 C	42 909 C	51 021 C	15 164 CB	15 164 X	Builder woodwork	
211 CB	581 CB	202 CB	558 CB	296 CB	316 CB	763 CB	763 X	Mouldings	
253 C	456 CB	1 531 C	2 088 C	2 564 C	2 249 C	2 568 CB	2 568 X	Cane and Bamboo	
10 564 C	13 268 C	12 149 C	12 997 C	11 898 C	25 955 C	14 235 CB	14 235 X	Other SPWPs	
320 CB	66 C	61 C	52 C	66 C	80 C	76 C	50 CB	Wooden furniture	Guyana
2 313 CB	1 951 C	1 903 C	2 494 C	2 590 C	2 000 C	3 311 C	3 311 X	Builder woodwork	
13 904 C	8 686 C	7 433 C	9 844 C	9 630 C	8 889 C	11 043 C	11 043 X	Mouldings	
88 C	53 C	28 C	76 CB	97 C	56 C	35 C	35 X	Cane and Bamboo	
2 163 CB	3 716 CB	469 CB	464 CB	562 CB	116 C	165 C	165 X	Other SPWPs	
5 299 CB	5 353 CB	7 655 CB	12 341 C	10 948 CB	10 057 CB	15 940 CB	16 979 CB	Wooden furniture	Honduras
1 731 CB	1 763 CB	1 751 CB	2 677 C	2 889 C	2 627 C	1 261 C	1 010 CB	Builder woodwork	
3 665 CB	2 188 CB	2 661 CB	2 533 CB	3 553 CB	3 703 CB	2 914 CB	2 914 X	Mouldings	
315 C	126 C	55 CB	223 C	136 CB	248 C	287 C	287 X	Cane and Bamboo	
9 841 CB	11 858 CB	11 552 CB	15 892 CB	17 852 C	18 507 C	16 639 C	15 650 CB	Other SPWPs	

Table 5-2. Producers' Trade of Secondary Processed Wood Products (1000 US$)

Country	Product	Imports Value (1000$) 2011	2012	2013	2014	2015	2016	2017	2018
Mexico	Wooden furniture	263 043 C	278 705 C	334 146 CB	392 792 CB	417 445 CB	344 159 CB	296 956 C	317 010 C
	Builder woodwork	52 083 C	51 791 C	51 369 C	65 479 C	61 592 C	54 108 C	46 571 C	49 082 C
	Mouldings	72 571 CB	82 083 CB	92 637 C	124 849 C	154 498 C	155 372 C	172 256 C	176 299 C
	Cane and Bamboo	27 188 CB	35 314 CB	33 459 CB	38 183 CB	40 115 CB	34 349 C	35 266 C	44 292 C
	Other SPWPs	112 255 C	111 376 C	141 763 CB	159 666 CB	180 566 CB	173 417 CB	166 869 C	180 754 C
Panama	Wooden furniture	465 869 CB	607 452 CB	354 283 CB	352 441 CB	377 463 CB	149 979 CB	100 842 CB	75 347 CB
	Builder woodwork	18 188 C	13 263 CB	11 956 CB	15 222 CB	19 187 CB	18 819 CB	15 797 CB	11 433 CB
	Mouldings	1 207 CB	1 704 CB	890 CB	2 172 CB	2 377 CB	2 827 CB	3 617 CB	2 823 CB
	Cane and Bamboo	25 042 CB	38 509 CB	26 106 CB	20 277 CB	21 754 CB	9 966 CB	9 354 CB	8 405 CB
	Other SPWPs	23 891 CB	24 384 CB	20 669 CB	33 752 CB	83 052 CB	23 919 CB	11 730 CB	9 997 CB
Peru	Wooden furniture	54 788 CB	76 839 C	96 701 C	95 229 C	127 102 CB	139 539 CB	86 414 CB	74 966 C
	Builder woodwork	9 919 C	8 953 C	7 127 CB	8 144 CB	6 703 CB	4 377 C	6 127 C	5 720 C
	Mouldings	1 006 CB	1 724 CB	1 291 CB	1 201 CB	1 001 C	1 268 CB	1 413 CB	2 613 C
	Cane and Bamboo	5 421 CB	8 359 CB	7 608 CB	6 989 CB	8 423 CB	6 794 CB	4 856 CB	4 873 C
	Other SPWPs	12 101 C	14 349 C	17 839 C	26 817 C	21 565 C	21 809 C	19 481 CB	16 486 C
Suriname	Wooden furniture	6 581 CB	4 671 C	5 374 CB	5 767 CB	4 135 CB	3 019 CB	4 217 CB	5 149 CB
	Builder woodwork	751 CB	1 127 CB	1 363 C	1 160 CB	1 121 CB	450 C	370 C	1 104 CB
	Mouldings	30 CB	40 CB	132 CB	29 C	96 CB	13 C	63 CB	96 CB
	Cane and Bamboo	2 263 C	1 805 C	1 939 C	2 113 C	768 CB	802 C	1 437 C	453 CB
	Other SPWPs	285 CB	569 CB	901 C	187 CB	352 CB	354 CB	352 C	138 CB
Trinidad and Tobago	Wooden furniture	23 225 C	26 867 C	29 167 C	30 781 C	32 189 C	23 409 CB	20 289 CB	14 602 CB
	Builder woodwork	4 152 CB	4 647 C	5 104 C	5 448 C	6 492 C	5 458 CB	3 186 CB	2 283 CB
	Mouldings	2 710 C	2 036 C	1 673 C	1 796 C	1 900 C	1 296 CB	1 251 CB	1 251 X
	Cane and Bamboo	3 541 C	3 380 C	3 786 C	4 070 C	4 774 C	4 324 CB	3 500 CB	4 170 CB
	Other SPWPs	2 657 C	3 822 CB	3 507 CB	4 093 C	4 024 CB	3 686 CB	2 201 CB	1 400 CB
Venezuela	Wooden furniture	92 398 CB	128 497 C	83 501 C	59 989 CB	26 562 CB	18 986 CB	14 777 CB	14 777 X
	Builder woodwork	12 497 C	38 056 C	66 114 C	8 474 CB	41 392 CB	9 094 CB	22 948 CB	22 948 X
	Mouldings	3 361 C	12 144 C	7 782 C	3 729 CB	223 CB	126 CB	25 CB	2 097 CB
	Cane and Bamboo	13 317 CB	15 459 CB	11 727 CB	9 080 CB	9 783 CB	17 132 CB	9 550 CB	5 527 CB
	Other SPWPs	14 594 C	22 746 CB	16 085 CB	10 742 CB	8 839 CB	6 432 CB	6 702 CB	6 702 X
Producers Total	**Wooden furniture**	**2 984 680**	**3 240 890**	**3 323 953**	**3 445 283**	**3 041 438**	**2 787 372**	**2 589 746**	**2 457 525**
	Builder woodwork	**298 851**	**339 341**	**395 430**	**375 986**	**433 689**	**400 146**	**381 154**	**395 464**
	Mouldings	**200 916**	**213 234**	**217 410**	**252 545**	**280 698**	**294 182**	**322 989**	**359 052**
	Cane and Bamboo	**421 570**	**775 591**	**839 259**	**995 051**	**876 013**	**463 206**	**414 249**	**378 661**
	Other SPWPs	**554 577**	**517 952**	**563 147**	**641 508**	**730 746**	**699 244**	**737 718**	**835 585**
	Total	**4 460 595**	**5 087 009**	**5 339 198**	**5 710 374**	**5 362 585**	**4 644 150**	**4 445 856**	**4 426 286**
ITTO Total	**Wooden furniture**	**49 492 815**	**49 195 486**	**51 531 036**	**55 454 359**	**54 671 256**	**56 301 709**	**59 088 715**	**59 081 892**
	Builder woodwork	**11 474 337**	**10 996 012**	**12 119 107**	**12 631 844**	**11 756 986**	**12 353 460**	**13 176 699**	**13 054 344**
	Mouldings	**4 740 319**	**4 525 892**	**4 597 238**	**4 954 092**	**4 534 862**	**4 484 737**	**4 907 712**	**4 955 398**
	Cane and Bamboo	**2 554 847**	**3 023 830**	**3 115 241**	**3 437 942**	**3 366 134**	**2 817 574**	**2 976 068**	**3 068 440**
	Other SPWPs	**12 115 981**	**11 847 094**	**12 533 675**	**13 694 236**	**13 381 027**	**13 425 510**	**14 192 977**	**14 949 001**
	Total	**80 378 300**	**79 588 313**	**83 896 296**	**90 172 473**	**87 710 265**	**89 382 991**	**94 342 172**	**95 109 076**
Rest of the World	**Wooden furniture**	**11 812 230 I**	**12 527 970 I**	**13 618 130 I**	**14 595 070 I**	**13 039 720 I**	**11 299 240 I**	**11 046 010 I**	**10 861 700 I**
	Builder woodwork	**2 010 772 I**	**2 105 472 I**	**2 410 476 I**	**2 468 259 I**	**2 100 947 I**	**1 835 651 I**	**1 822 739 I**	**1 817 922 I**
	Mouldings	**824 786 I**	**879 392 I**	**872 888 I**	**802 633 I**	**687 943 I**	**564 555 I**	**522 427 I**	**500 347 I**
	Cane and Bamboo	**808 903 I**	**1 066 596 I**	**1 120 569 I**	**1 577 982 I**	**1 384 487 I**	**743 316 I**	**678 955 I**	**681 488 I**
	Other SPWPs	**1 511 238 I**	**1 607 071 I**	**1 728 803 I**	**1 792 877 I**	**1 756 862 I**	**1 644 625 I**	**1 616 104 I**	**1 745 409 I**
	Total	**16 967 929**	**18 186 501**	**19 750 866**	**21 236 821**	**18 969 959**	**16 087 388**	**15 686 235**	**15 606 865**
World	**Wooden furniture**	**61 305 045 I**	**61 723 456 I**	**65 149 166 I**	**70 049 429 I**	**67 710 976 I**	**67 600 949 I**	**70 134 725 I**	**69 943 592**
	Builder woodwork	**13 485 109 I**	**13 101 484 I**	**14 529 583 I**	**15 100 103 I**	**13 857 933 I**	**14 189 111 I**	**14 999 438 I**	**14 872 266**
	Mouldings	**5 565 105 I**	**5 405 284 I**	**5 470 126 I**	**5 756 724 I**	**5 222 806 I**	**5 049 293 I**	**5 430 139 I**	**5 455 745**
	Cane and Bamboo	**3 363 750 I**	**4 090 426 I**	**4 235 810 I**	**5 015 924 I**	**4 750 621 I**	**3 560 890 I**	**3 655 023 I**	**3 749 928**
	Other SPWPs	**13 627 219 I**	**13 454 165 I**	**14 262 478 I**	**15 487 113 I**	**15 137 889 I**	**15 070 135 I**	**15 809 081 I**	**16 694 410**
	Total	**97 346 228**	**97 774 814**	**103 647 162**	**111 409 294**	**106 680 224**	**105 470 379**	**110 028 407**	**110 715 941**

Exports Value (1000$)									
2011	2012	2013	2014	2015	2016	2017	2018	Product	Country
491 418 [CB]	567 514 [CB]	632 817 [CB]	741 965 [CB]	845 973 [CB]	909 481 [CB]	991 745 [CB]	1 057 723 [CB]	Wooden furniture	Mexico
46 541 [C]	50 244 [C]	45 901 [C]	53 317 [C]	60 743 [C]	55 832 [C]	66 032 [C]	69 161 [C]	Builder woodwork	
49 603 [C]	61 648 [C]	77 055 [C]	78 963 [C]	85 410 [C]	85 029 [C]	99 336 [C]	101 663 [C]	Mouldings	
9 382 [CB]	15 547 [CB]	5 531 [CB]	6 439 [CB]	10 562 [CB]	11 412 [CB]	7 987 [CB]	12 122 [CB]	Cane and Bamboo	
141 447 [C]	151 136 [C]	187 971 [C]	182 710 [C]	188 850 [C]	192 178 [C]	212 863 [C]	221 641 [C]	Other SPWPs	
7 250 [C]	13 904 [C]	12 084 [C]	11 689 [C]	8 749 [C]	8 765 [C]	3 179 [CB]	3 179 [X]	Wooden furniture	Panama
447 [C]	777 [C]	644 [C]	541 [C]	1 068 [CB]	1 007 [C]	823 [CB]	823 [X]	Builder woodwork	
417 [CB]	1 496 [CB]	1 654 [CB]	1 440 [CB]	964 [CB]	910 [C]	625 [CB]	625 [X]	Mouldings	
3 342 [C]	2 616 [C]	3 648 [CB]	1 386 [C]	839 [C]	947 [C]	933 [CB]	933 [X]	Cane and Bamboo	
6 691 [CB]	5 495 [C]	4 672 [C]	5 401 [C]	4 416 [C]	3 807 [C]	362 [CB]	362 [X]	Other SPWPs	
8 727 [CB]	7 501 [CB]	9 106 [CB]	8 091 [CB]	6 331 [CB]	4 277 [CB]	3 904 [CB]	4 943 [C]	Wooden furniture	Peru
5 607 [C]	5 691 [C]	9 332 [C]	6 134 [C]	4 084 [C]	6 771 [CB]	6 230 [C]	7 763 [CB]	Builder woodwork	
69 092 [C]	57 181 [C]	59 716 [C]	65 060 [C]	70 861 [C]	73 349 [C]	74 683 [C]	63 045 [C]	Mouldings	
171 [CB]	528 [C]	356 [C]	416 [C]	880 [C]	144 [C]	103 [C]	721 [C]	Cane and Bamboo	
4 021 [C]	3 355 [C]	3 278 [C]	4 966 [CB]	5 336 [CB]	3 923 [CB]	2 186 [C]	2 728 [C]	Other SPWPs	
285 [CB]	510 [CB]	541 [CB]	750 [CB]	548 [CB]	612 [CB]	774 [CB]	392 [CB]	Wooden furniture	Suriname
513 [CB]	307 [CB]	266 [CB]	305 [CB]	116 [CB]	160 [CB]	456 [CB]	127 [CB]	Builder woodwork	
2 867 [C]	2 611 [C]	4 015 [C]	5 509 [C]	1 256 [CB]	768 [CB]	1 069 [CB]	961 [CB]	Mouldings	
12 [C]	49 [CB]	43 [C]	2 [CB]	1 [CB]	34 [C]	2 [C]	0 [CB]	Cane and Bamboo	
176 [CB]	158 [CB]	82 [C]	76 [C]	32 [CB]	55 [C]	124 [CB]	124 [x]	Other SPWPs	
4 380 [C]	3 765 [C]	2 989 [C]	2 578 [C]	4 508 [C]	3 468 [CB]	3 541 [CB]	3 541 [X]	Wooden furniture	Trinidad
3 594 [C]	3 143 [C]	3 007 [C]	3 331 [C]	3 022 [C]	1 742 [CB]	1 647 [CB]	1 647 [X]	Builder woodwork	and Tobago
247 [C]	417 [C]	257 [C]	75 [C]	227 [C]	144 [CB]	217 [CB]	217 [X]	Mouldings	
272 [C]	65 [CB]	380 [CB]	161 [CB]	164 [C]	80 [CB]	103 [CB]	103 [X]	Cane and Bamboo	
293 [C]	383 [C]	314 [C]	448 [C]	375 [C]	367 [CB]	281 [CB]	281 [X]	Other SPWPs	
1 079 [CB]	479 [CB]	218 [C]	606 [CB]	637 [CB]	837 [CB]	1 526 [CB]	629 [CB]	Wooden furniture	Venezuela
22 [CB]	27 [CB]	17 [CB]	12 [CB]	20 [CB]	27 [CB]	2 [CB]	48 [CB]	Builder woodwork	
1 [CB]	0 [CB]	6 [CB]	108 [CB]	34 [CB]	5 [CB]	39 [CB]	0 [CB]	Mouldings	
85 [CB]	18 [CB]	25 [C]	46 [CB]	8 [CB]	30 [CB]	34 [CB]	10 [CB]	Cane and Bamboo	
156 [C]	22 [CB]	70 [CB]	52 [CB]	131 [CB]	74 [CB]	895 [CB]	738 [CB]	Other SPWPs	
9 386 350	**10 029 089**	**10 584 101**	**11 312 099**	**11 817 339**	**11 823 243**	**12 651 643**	**13 073 905**	**Wooden furniture**	
1 599 799	**1 682 399**	**1 818 424**	**1 875 092**	**1 882 847**	**2 178 243**	**2 197 628**	**2 195 549**	**Builder woodwork**	
1 628 201	**1 591 818**	**1 534 096**	**1 691 967**	**1 680 700**	**1 616 458**	**1 781 534**	**1 705 479**	**Mouldings**	**Producers**
583 894	**575 825**	**501 043**	**464 264**	**369 889**	**360 442**	**419 522**	**444 996**	**Cane and Bamboo**	**Total**
1 526 981	**1 654 212**	**2 039 263**	**2 264 860**	**2 254 565**	**2 289 893**	**2 225 855**	**2 198 425**	**Other SPWPs**	
14 725 226	**15 533 342**	**16 476 928**	**17 608 282**	**18 005 340**	**18 268 279**	**19 276 182**	**19 618 354**	**Total**	
55 786 321	**56 352 336**	**59 593 245**	**64 938 565**	**62 742 712**	**62 820 941**	**65 402 638**	**67 293 920**	**Wooden furniture**	
12 104 738	**11 743 475**	**12 862 349**	**13 333 866**	**12 146 253**	**12 512 089**	**13 178 564**	**12 982 110**	**Builder woodwork**	
4 811 350	**4 524 087**	**4 511 968**	**4 797 983**	**4 418 723**	**4 325 444**	**4 651 379**	**4 636 577**	**Mouldings**	**ITTO Total**
3 120 491	**3 974 166**	**4 054 106**	**4 657 767**	**4 289 857**	**2 992 675**	**3 225 230**	**3 254 572**	**Cane and Bamboo**	
13 056 090	**12 872 882**	**13 740 928**	**14 685 200**	**13 986 981**	**14 057 940**	**14 544 269**	**16 033 514**	**Other SPWPs**	
88 878 990	**89 466 945**	**94 762 596**	**102 413 380**	**97 584 526**	**96 709 089**	**101 002 080**	**104 200 693**	**Total**	
4 052 599 [I]	**4 455 241 [I]**	**4 970 665 [I]**	**5 165 291 [I]**	**4 881 283 [I]**	**4 879 983 [I]**	**5 021 907 [I]**	**5 313 499 [I]**	**Wooden furniture**	
1 592 128 [I]	**1 719 982 [I]**	**2 046 056 [I]**	**2 078 804 [I]**	**2 037 074 [I]**	**2 110 120 [I]**	**2 322 723 [I]**	**2 293 364 [I]**	**Builder woodwork**	
687 316 [I]	**767 942 [I]**	**853 341 [I]**	**818 596 [I]**	**765 111 [I]**	**689 901 [I]**	**729 079 [I]**	**704 360 [I]**	**Mouldings**	**Rest of the World**
131 465 [I]	**117 484 [I]**	**119 994 [I]**	**151 239 [I]**	**155 504 [I]**	**117 069 [I]**	**115 696 [I]**	**117 136 [I]**	**Cane and Bamboo**	
1 094 373 [I]	**1 133 726 [I]**	**1 217 717 [I]**	**1 260 072 [I]**	**1 251 207 [I]**	**1 266 661 [I]**	**1 254 293 [I]**	**1 361 326 [I]**	**Other SPWPs**	
7 557 881	**8 194 376**	**9 207 773**	**9 474 001**	**9 090 179**	**9 063 734**	**9 443 698**	**9 789 685**	**Total**	
59 838 920 [I]	**60 807 577 [I]**	**64 563 910 [I]**	**70 103 856 [I]**	**67 623 995 [I]**	**67 700 924 [I]**	**70 424 545 [I]**	**72 607 419 [I]**	**Wooden furniture**	
13 696 866 [I]	**13 463 457 [I]**	**14 908 405 [I]**	**15 412 670 [I]**	**14 183 327 [I]**	**14 622 209 [I]**	**15 501 287 [I]**	**15 275 474 [I]**	**Builder woodwork**	
5 498 665 [I]	**5 292 029 [I]**	**5 365 309 [I]**	**5 616 578 [I]**	**5 183 834 [I]**	**5 015 345 [I]**	**5 380 458 [I]**	**5 340 938 [I]**	**Mouldings**	**World**
3 251 956 [I]	**4 091 650 [I]**	**4 174 100 [I]**	**4 809 005 [I]**	**4 445 362 [I]**	**3 109 744 [I]**	**3 340 926 [I]**	**3 371 708 [I]**	**Cane and Bamboo**	
14 150 463 [I]	**14 006 608 [I]**	**14 958 645 [I]**	**15 945 272 [I]**	**15 238 188 [I]**	**15 324 601 [I]**	**15 798 562 [I]**	**17 394 840 [I]**	**Other SPWPs**	
96 436 871	**97 661 321**	**103 970 369**	**111 887 381**	**106 674 705**	**105 772 823**	**110 445 778**	**113 990 379**	**Total**	

APPENDIX 6

UNECE Committee on Forest and the Forest Industry (COFFI) Market Statement on Forest Products Markets in 2017 and 2018

UNECE Committee on Forest and the Forest Industry (COFFI) Market Statement on Forest Products Markets

Adopted on 7 November 2018,
http://www.unece.org/forests/areas-of-work/data-and-assessment.html

I. Overview of forest products markets in 2017 and 2018

1. General conditions in forest products market in the ECE region were positive in 2017, with consumption increasing in sawnwood (+1.7%) and wood-based panels (+5.2%). Consumption was flat in industrial roundwood (-0.1%) and decreased in paper and paperboard (-0.9%). The consumption of paper and paperboard decreased in every subregion in 2017 (table 1).

A. Economic developments with implications on the forest sector

2. The pace of economic activity accelerated in the ECE region in 2017 amid a stronger world economy. For the first time since the 2008 global financial crisis, economic growth was observed in all ECE countries, albeit with marked differences. In the US, increased consumption and exports and a turnaround in investment led to relatively rapid growth. In the euro area, a broad-based recovery gained momentum and became more synchronized. In the new EU member countries output expanded at the fastest rate in a decade, driven by the upturn in the rest of the EU, supportive policies, and increased EU transfers. Data for early 2018, however, suggest a slowdown in the EU as a whole, due partly to temporary factors (e.g. strikes and weather disruptions). In the CIS, a return to growth in the Russian Federation after a two-year contraction had a positive impact throughout the subregion, supported by better terms of trade and less-volatile macroeconomic conditions.

3. Continued expansion led to improved labour market dynamics in the ECE region. In the US, unemployment fell to a level below that observed before the global financial crisis, and the strong momentum for job creation continued in early 2018. Despite falling unemployment, wage growth remains relatively muted although there are some signs of a pickup. In the euro area, unemployment continued to decline, but the pick-up in earnings was limited. Significant differences exist in the EU as a whole. Labour shortages in particular sectors in some countries are in sharp contrast with double-digit rates of unemployment in others, and there are large differences between age groups. In the CIS, the economic recovery resulted in growing wages, a reduction in involuntary adjustment mechanisms, and falling unemployment.

4. Economic prospects in the ECE region remain generally positive, buoyed by improving investment and productivity trends and by growth-supportive policies. Overall, output is expected to increase in 2018 at a similar pace to 2017. There are, however, significant downside risks and sources of uncertainty that could have a detrimental effect on economic performance. Movements in financial markets have started to reflect a more complicated outlook. After a long period of lax financial conditions, the normalization of monetary policy in advanced countries may reveal hidden fragilities. In some countries, low interest rates have fuelled very rapid increases in house prices. In some others, the need for large external financing is a source of vulnerability that rising interest rates could exacerbate. Geopolitical tensions have not disappeared. The prospect of trade conflicts has emerged, with damaging implications for confidence and investment and potentially large negative spillovers.

5. The improvement in economic conditions has been accompanied by increasing house prices and construction activity. In Europe and the US, the growth of house prices – which are now above previous peaks – accelerated slightly in

Table 1: Apparent consumption of industrial roundwood, sawnwood, wood-based panels and paper and paperboard, ECE region, 2013-2017

	Thousand	*2013*	*2014*	*2015*	*2016*	*2017*	*Change (volume) 2016-2017*	*Change (%) 2016-2017*	*Change (%) 2013-2017*
Industrial roundwood									
Europe	m^3	379,526	395,019	401,065	408,587	408,812	225	0.1	7.7
CIS	m^3	175,074	181,822	185,471	194,311	196,822	2,511	1.3	12.4
North America	m^3	486,764	490,150	494,222	498,494	494,358	-4,136	-0.8	1.6
ECE region	m^3	1,041,364	1,066,991	1,080,758	1,101,392	1,099,992	-1,400	-0.1	5.6
Sawnwood									
Europe	m^3	96,894	101,368	104,522	107,955	108,889	934	0.9	12.4
CIS	m^3	20,356	19,247	17,219	16,674	17,768	1,094	6.6	-12.7
North America	m^3	101,090	106,274	112,603	117,570	119,623	2,053	1.7	18.3
ECE region	m^3	218,340	226,889	234,345	242,200	246,280	4,080	1.7	12.8
Wood-based panels									
Europe	m^3	66,494	69,001	70,289	73,231	75,272	2,041	2.8	13.2
CIS	m^3	17,904	17,530	17,547	17,527	19,323	1,796	10.2	7.9
North America	m^3	47,538	49,459	51,580	52,403	56,034	3,631	6.9	17.9
ECE region	m^3	131,936	135,990	139,415	143,161	150,630	7,468	5.2	14.2
Paper and paperboard									
Europe	m.t.	89,485	89,814	88,933	89,402	88,248	-1,154	-1.3	-1.4
CIS	m.t.	9,386	9,397	9,106	9,561	9,501	-60	-0.6	1.2
North America	m.t.	74,954	76,053	75,651	75,602	75,181	-421	-0.6	0.3
ECE region	m.t.	173,825	175,264	173,690	174,566	172,931	-1,635	-0.9	-0.5

Note: Sawnwood does not include sleepers.
Source: UNECE/FAO, 2018

2017. In the euro area, house prices rose in early 2018 at rates not seen since before the global financial crisis. Although increased overall investment was the main driver of accelerating economic activity in the US in 2017, new residential investment continued to trail behind. The growth of building construction picked up in the EU, mainly as a result of sharp increases in new EU member countries. Housing activities were supported by an expansion in lending. The health of banking systems in euro-area countries improved, in line with the economic situation. In some EU countries, however, the fast growth of house prices led monetary authorities to introduce constraints on housing loans. Lending to households picked up in the CIS; the banking sector there remained in poor shape, however, thus limiting credit growth.

6. Despite continued economic expansion, price pressures have remained muted in the US. Authorities tightened monetary policy gradually (amid expectations of higher inflation as the economy powered ahead), raising interest rates three times in 2017 and three times in 2018 with a further increase anticipated. Further rate increases are anticipated in the US in the second half of 2018. In contrast, the European Central Bank has signalled its intention to keep the existing low rates unchanged this year. It has, however, started withdrawing its massive monetary stimulus by reducing net bond purchases because the inflation outlook for the euro area has changed. Higher energy prices and a weaker exchange rate drove headline inflation higher in early 2018 in the euro area (graph 1). Despite rising interest rates, the nominal trade-weighted dollar exchange rate slid thorough 2017 and early 2018; this trend reversed recently, however, supported by perceptions of growing divergence in monetary policy. In some CIS countries, the weakening of price pressures amid moderate growth allowed a cautious loosening of monetary policies.

7. In the US, fiscal policy is becoming more expansionary, with investment, at least initially, reacting positively to cuts in corporate and personal income tax. The impact on growth of a fiscal loosening in the US economy, which is already very close to full employment, may be partly offset, however, by a faster-than-anticipated normalization of monetary policy. Differences with the euro area on fiscal policy would have implications for future monetary policy paths. The fiscal position of the euro area continued to improve in 2017 due to the cyclical recovery and persistently low financing costs. Fiscal policy, which has been broadly neutral since 2015, is becoming slightly expansionary. In some countries, the improvement of the economic situation is allowing a reduction in social transfers while increasing public investment. In the CIS, higher oil prices boosted public finances in energy- exporting countries, which have nevertheless embarked on paths of fiscal consolidation.

Fig. 1: Major currencies used to trade forest products indexed against the US dollar January 2017–June 2018

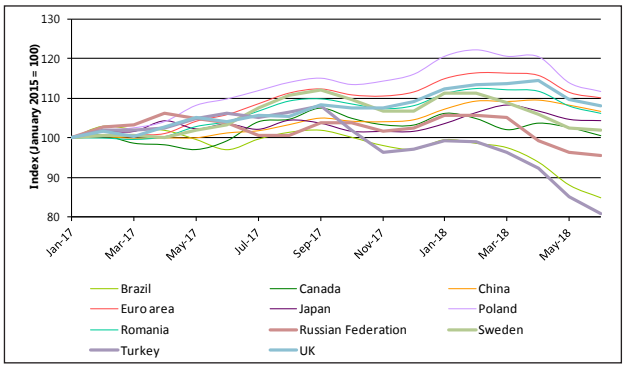

Notes: A diminishing index value indicates a weakening of the currency value against the US dollar; an increasing index value indicates a strengthening of the currency value against the US dollar.
Source: IMF, 2018.

B. Policy and regulatory developments affecting the forest products sector

8. Various recent economic and political decisions have direct and indirect implications for the forest sector. Trade agreement negotiations and discussions on tariffs are having an impact, as is continued uncertainty about government positions and policy changes, either proposed or realized.

9. The Comprehensive Economic and Trade Agreement (CETA) entered into force provisionally in September 2017 with the aim of expanding transatlantic trade between the EU and Canada. No progress has been made in the last year, however, on negotiations for the Transatlantic Trade and Investment Partnership (TTIP) between the EU and the US. Both parties agreed in mid-2017 to set up a joint delegation to increase trade cooperation, but no subsequent activity has been reported. It is expected that the Economic Partnership Agreement between the EU and Japan will take effect in 2019. Tariffs on forest products will be progressively eliminated.

10. On December 30, 2018, the Comprehensive and Progressive Agreement for Trans- Pacific Partnership (CPTPP) will enter into force. The CPTPP's entry into force was triggered by the sixth member country to ratify the agreement (Australia) on October 31, 2018. The CPTPP is a major trading block comprising 11 Pacific Rim countries representing 495 million people. Once the CPTPP enters into force, it will be one of the largest free trade agreements in the world and will provide enhanced market access to key Asian markets. Member countries will enjoy a reduction in forest product tariffs. Many forest products will enjoy duty-free access upon entry into force, while tariff reductions on other forest products will be phased in over time.

11. The United States–Mexico–Canada Agreement (USMCA) is the pending free trade agreement between Canada, Mexico, and the United States. Negotiations have been concluded, but the agreement has not been signed or ratified. The USMCA will ensure certainty and improved trade stability between Canada, Mexico and the US.

12. The Softwood Lumber Agreement between Canada and the US expired in 2015, having been in place since 2006. In May 2017, the US levied 3-24% tariffs on Canadian sawn softwood (antidumping and countervailing duties). The Government of Canada disputes the US allegation that it is subsidizing Canadian forest products and has taken its complaint to the World Trade Organization.

13. Log exports to China from Russia in 2017 were less than half of ten years earlier while sawnwood exports increased ten times. This was the intent of policy measures (namely export tariffs) implemented by the Russian Government which will increase from 25% to 40% in 2019 in the Russian Far East. There has been significant growth of Chinese investment within the Russian Federation to produce sawnwood for export to China.

14. The EU Forest Law Enforcement, Governance and Trade Action Plan, adopted in 2003, is an initiative to address illegal logging and the economic, social and environmental harm it

causes through measures in the EU and in countries that export timber and timber products to the EU. The Review highlights some of the outcomes of enforcement of the EU Timber Regulation by member states.

15. EU tropical sawn hardwood imports declined to 875,000 m^3, a reduction of 18% from 2016 and about one-third the volume prevailing before the global financial crisis. The situation is less dire for some other products; nevertheless, the ECE region is losing significance as an export market for tropical producers.

16. The US Lacey Act, enacted in 1900, now requires that import declarations accompany certain plants and plant products, including a wide range of forest products. Effective from November 2016, all shipments of plants and plant products entering or leaving the US are subject to Lacey Act declaration requirements.

17. The Russian government has placed a two-year moratorium (from 1 December 2017) on the public procurement of furniture produced outside Eurasian Economic Union countries (Armenia, Belarus, Kazakhstan, Kyrgyzstan and the Russian Federation). The moratorium could lead to increases in wood-furniture production in the Russian Federation and other Eurasian Economic Union countries.

18. The US Environmental Protection Agency issued a statement of policy that biomass from managed forests will be treated as being carbon neutral when used for energy production at stationary sources. The policy is expected to increase opportunities for investment in biomass energy and to reduce uncertainty around biomass regulations.

19. Another major policy change affecting US forests was the passage of a "wildfire funding fix" to address problems in the US Forest Service budget associated with having to shift funding to fight wildfires, thus reducing the funds available for other management activities. The policy change will allow federal agencies to use disaster funding to pay a portion of wildfire suppression costs.

20. The US Congress is debating the Agriculture and Nutrition Act, 2018 (also referred to as the Farm Bill), the most significant legislation affecting management and conservation activities in private and family-owned forests in the US (US Congress, 2018). It is estimated that the previous Farm Bill, passed in 2014, has facilitated more than $1.8 billion of investment in forest-owner assistance programmes for activities associated with wildlife habitats, tree planting and reforestation, insect and disease management, the removal of invasive species, water-quality protections, and other conservation measures.

21. The European Commission published a proposal for a revised Renewable Energy Directive in late 2016 with the aim of ensuring that renewables constitute at least 27% of final energy consumption in the EU by 2030. In June 2018, the European Parliament and the Council agreed on a revised share of energy from renewables of at least 32 per cent by 2030.

22. The world's two major forest certification schemes – the Forest Stewardship Council (FSC) and the Programme for the Endorsement of Forest Certification (PEFC) – reported a combined certified forest area of 503 million hectares. The two organizations concluded that the area of double-certified forest (i.e. forest certified under both schemes) amounted to 70.1 million hectares in December 2016 and 71.1 million hectares in mid-2017; in both cases, this was 16.5% of the global certified forest area. The total global certified forest area, with double-counting subtracted, was 427.7 million hectares in December 2016 and 431.4 million hectares in mid-2017, with the area of double-certified area increasing by almost 1 million hectares. The FSC reported that, in June 2018, it had more than 200 million hectares of certified land area.

23. Both the Sustainable Forestry Initiative (SFI) and the American Tree Farm System have gained access to federal procurement recommendations in the US; previously, only FSC-certified materials were recognized. The revised approach is intended to align with purchasing requirements for federal agencies established in the US Department of Agriculture's BioPreferred Program, which recognizes the various forest certification programmes equally.

24. Reported participation in chain-of-custody (CoC) certification continues to grow; however, data on this aspect of certification are known to include overlaps, with companies often holding multiple CoC certificates. The International Organization for Standardization is developing a CoC standard (ISO/PC 287) for wood, wood-based products and wood- related materials.

25. The Sustainable Biomass Program (SBP) reported that it had 139 certificate holders as of March 2018, up by 88% from December 2016. The SBP estimated that there were more than 5 million tonnes of SBP-certified wood pellets and chips in the market in 2017, representing 46% of the EU28's wood pellet consumption.

26. On 14 May 2018, the Council of the European Union adopted a regulation committing all EU member countries to compensate for their greenhouse gas (GHG) emissions and removals from land use, land-use change and forestry against a country's specific reference level. The regulation is known as a no-debit rule, meaning that all countries commit to offsetting their GHG emissions from land-use change and deforestation that occur between 2021 and 2030. This is also in line with the EU's 2030 emission-reduction targets (GHG emissions should be cut by at least 40% by 2030) and the Paris Agreement on climate change.

27. The Government of Canada has committed to put a price on carbon across all provinces and territories by 1 January 2019. Some jurisdictions have already implemented a carbon price, while others have expressed their opposition to the plan.

II. Summary of regional and subregional markets for key forest products

A. Wood raw materials

28. The total consumption of roundwood – comprising logs for industrial uses and fuel – in the ECE region was estimated at 1.35 billion m^3 in 2017, almost unchanged (up by 0.1%) from 2016. The apparent consumption of logs for industrial purposes trended upward in the ECE region in the five years to 2017, reaching 1.10 billion m^3, 5.6% higher than in 2013. Woodfuel consumption increased by 3.0 million m^3 in 2017, to 221.5 million m^3.

29. Of the total volume of roundwood harvested in the ECE region in 2017, about 17% was used for fuel (224.4 million m^3), an increase of 18 million m^3 (+8.9%) from 2013. Europe

APDX6

accounted for almost 54% of total woodfuel consumption in the ECE region in 2017. Estimates of roundwood volumes removed from forests for fuel are highly unreliable, however, because only a few countries have consistent methods for collecting relevant data on this increasingly important end use. Nevertheless, it is clear that a significant share of forest removals is used for energy purposes.

30. The ECE region is a net exporter of industrial roundwood (both softwood and hardwood), with total net exports of 29.5 million m^3 in 2017. The biggest shipments from countries in the ECE region were from the Russian Federation to China and Finland and from the US to Canada and China.

31. Sawlog prices increased in many countries in 2017 due to strong demand for softwood lumber in key markets worldwide (including the US, Europe and China), increasing prices for lumber, and a growing international log trade. With the exception of the US South and Brazil, sawlog prices moved up in the world's major lumber-producing regions in 2017 and early 2018. The biggest increases were in eastern Europe, the Nordic countries and western North America.

32. Softwood-fibre costs increased in 2017 and early 2018 for the first time since 2011, thus ending a seven-year declining trend.

33. The Committee forecasts that removals of industrial roundwood are expected to increase in the ECE region at an annual rate of 1.2% in 2018 and 0.2% in 2019. The subregional breakdown is as follows: Europe is showing an increase of 3.8% in 2018 (partly driven by removals due to bark beetle infestation in central Europe) and a small rise of 0.1% in 2019; CIS is expected to increase 1.7% in 2018 and then 1.6% in 2019; and North America to decrease -1.1% in 2018 and a further -0.4% in 2019.

B. Sawn softwood

34. For the second consecutive year, the three ECE subregions recorded gains in the consumption and production of sawn softwood, the result of continuing favourable global economic conditions and improving markets worldwide.

35. Apparent sawn softwood consumption grew by 1.5% in Europe in 2017, with some countries increasing strongly, such as the UK (+9.7%), the Netherlands (+7.8%) and France (+6.4%). Germany is Europe's largest market for sawn softwood, with a 20% share of consumption, followed by the UK (11%). Europe's sawn softwood production increased by 1.2% in 2017, to 109.7 million m^3. Notable gains were in Germany (+0.9 million m^3), Finland (+0.3 million m^3) and Poland (+0.2 million m^3).

36. European sawn softwood exports increased by 3.4% (to a total volume of 51.5 million m^3) in 2017, compared with growth of 4.1% in 2016 China became Europe's largest overseas sawn softwood export market in 2017, overtaking Egypt and Japan and compensating for weak demand in the Middle East and North Africa.

37. Sawn softwood production in the Russian Federation increased by 10.3% in 2017, to 37.8 million m^3, accounting for 86% of the CIS subregion's output of 43.8 million m^3. The Russian Federation exported 28.0 million m^3 of sawn softwood (+10%) in 2017, a new record. China remained the largest consumer of Russian sawn softwood in 2017, increasing purchases by 20% compared with 2016, to 16.1 million m^3. The CIS showed the strongest increase in apparent consumption in the ECE region (+6.2%).

38. The economic recovery in North America continued in 2017 for the eighth consecutive year. US housing starts increased to more than 1.2 million units (up by 3.0%), pushing North American apparent sawn softwood consumption to 99.2 million m^3 (+2.9%). Canadian sawn softwood production was unchanged in 2017, at 48.2 million m^3, but the US increased output by 3.5%, to 57.6 million m^3. Combined, North American output amounted to 105.8 million m^3 (+1.9%).

39. A multitude of supply shocks (including reduced Canadian production), as well as import duties on Canadian sawn softwood to the US, created all-time record-high sawnwood prices in the US in 2017 and especially the first half of 2018. This caused a ripple effect on prices in most major global markets, continuing a positive cycle that started in late 2015. However there has been a sharp dip since June 2018 in North American prices that is likely to be short lived as there are strong indications that demand will increase, raising prices again.

40. With strong domestic demand in 2017 and no growth in production, Canadian shipments to the US fell by 1.4 million m^3 (-5.8%) in 2017, to 22.7 million m^3, despite soaring prices. Overseas exports declined by 5.0%, to 6.7 million m^3.

41. The Committee forecasts that production of sawn softwood will increase in the ECE region at an annual rate of 2.1% in 2018 and 1.3% in 2019. The subregional breakdown is as follows: Europe with a gain of 3.1% in 2018 and 1.3% in 2019; CIS is expected to increase 2.6% in 2018 and remain flat in 2019; and North America will gain 0.9% in 2018 and increase 2.0% in 2019. Limited mill capacity in US South and Canadian roundwood supply constrain the opportunity for responding to market growth.

C. Sawn hardwood

42. After five years of growth, the apparent consumption of sawn hardwood decreased by 3.2% in the ECE region in 2017, to 34.4 million m^3. Consumption increased rapidly in the CIS (+11.1%), in contrast to Europe and North America, where it decreased by 3.8% and 3.6%, respectively.

43. Sawn hardwood production was relatively flat (up by 0.6%) in the ECE region in 2017, at 41.7 million m^3. Production was stable in Europe and North America and increased in the CIS.

44. Sawn hardwood imports by ECE countries decreased by 3.2% in 2017, to 6.4 million m^3. Sawn hardwood exports amounted to 13.7 million m^3, up by 9.6% compared with 2016 and by more than 40% compared with 2013.

45. Oak is still highly sought-after, and exports of oak logs increased to China. The strong Chinese demand further increased prices for European oak in 2017 and the first half of 2018.

46. The Committee forecasts that production of sawn hardwood will increase in the ECE region at an annual rate of 3.9% in 2018 and 0.6% in 2019. The subregional breakdown is as follows: Europe is expected to jump 7.0% in 2018 (driven by a very strong forecast increase for Turkey) and 0.5% in 2019; CIS increases 1.0% in 2018 and 4.1% in 2019; and North America with an expected increase of 2.5% in 2018 and an increase of 0.1% in 2019.

D. Wood-based panels

47. The production and consumption of wood-based panels increased in all three ECE subregions in 2017. In Europe, production increased by 1.6% overall and grew for all types of wood-based panels except veneer sheets.

48. The production of wood-based panels increased by 12.3% in the CIS in 2017, with an even stronger increase (+15.1%) in exports; apparent consumption was also up (by 10.2%). There were large increases in the production of fibreboard (+19.4%) and OSB (+17.7%) in the CIS, but plywood production contracted slightly in the Russian Federation due to a shortage of raw materials.

49. The apparent consumption of wood-based panels increased by 6.9% in North America in 2017, led by an increase in net imports (exports grew by 4.5% and imports were up by 17%). Total wood-based panel production in North America increased by 3.0% in 2017, to 48.6 million m^3. The consumption of structural wood-based panels (OSB and plywood) increased by 5.5% in North America in 2017, with demand for OSB and plywood increasing by 7.6% and 3.2%, respectively. The consumption of non-structural panels (particle board and medium density fibreboard – MDF) in the North American market increased by 0.9% in 2017, with MDF growing by 2.0% and particle board flat.

50. The trade (both imports and exports) of wood-based panels increased in all three subregions in 2017. Europe and the CIS have trade surpluses in wood-based panels but North America has a substantial trade deficit.

51. The Committee forecasts that production of wood-based panels will increase in the ECE region at an annual rate of 2.2% in 2018 and by 1.0% in 2019. The subregional breakdown is as follows: Europe will grow 0.9% in 2018 and 0.8% in 2019; CIS should increase by 2.0% in 2018 and 2.5% in 2019; and North America is forecast to grow 3.0% in 2018 and 3.3% in 2019.

E. Paper, paperboard and woodpulp

52. The global pulp, paper and paperboard industry experienced a turnaround in 2017, driven by a much tighter supply–demand balance for woodpulp and continued strong demand for packaging and sanitary and household products.

53. China was the engine of growth in global demand for market pulp in 2017. Tighter rules surrounding imports of recovered paper caused demand for other fibres to grow and prices to rise.

54. Increased use of electronic communication continued to play a major role in the evolution of the pulp and paper segments, with graphic-paper capacity declining due to lower demand. Further rationalization is anticipated in 2018, albeit at a slower pace.

55. Pulp prices increased in 2017, due mainly to unplanned supply disruptions, and higher prices have continued into 2018. The expansion of bleached hardwood kraft capacity in South America and Asia was by far the most important factor influencing pulp markets in 2017 and the first half of 2018. This was countered by several bouts of unplanned downtime due to major mechanical failures, slow start-ups during the commercialization periods of new pulp lines, and transportation strikes in Brazil and Chile.

56. As a result of increased input costs for non-integrated producers, prices for graphic paper and sanitary and household items rose throughout 2017.

57. Global chemical market-pulp capacity grew by 4.5 million tonnes (6.9%) in 2017, with increases mainly in South America and Asia. Unplanned downtime among pulp producers caused significant supply disruptions in woodpulp production, negating much of the incremental increase in capacity.

58. Graphic-paper production and apparent consumption continued to decline in almost every market in 2017 as end-users reduced advertising budgets for print media and swung towards electronic communication. The apparent consumption of graphic paper fell in every ECE subregion as end-users moved increasingly to electronic communication. The ongoing increase in raw-material costs, including pulp, could further exacerbate the reduction in demand for graphic-paper grades.

59. The Committee forecasts that production of woodpulp will increase in the ECE region at an annual rate of 0.7% in 2018 and at the same rate in 2019. The subregional breakdown is as follows: Europe gains 2.3% in 2018 and 1.6% in 2019; the CIS is forecast to gain 0.2% in 2018 and gain 1.7% in 2019; and North America is expected to decrease by -0.2% in 2018 and remain flat in 2019.

60. The Committee also forecasts that production of paper and board will increase in the ECE region at an annual rate of 0.3% in 2018 and by 0.5% in 2019. The subregional breakdown is as follows: Europe gains 0.8% in both 2018 and 2019; the CIS is forecast to gain 0.3% in 2018 and 1.0% in 2019; and North America is expected to decrease by 0.4% in 2018 and remain flat in 2019.

F. Wood energy

61. There was little change in wood energy consumption in the ECE region in 2017. Nevertheless, the slower-than-expected expansion of production capacity, combined with greater demand (especially in the UK, Denmark and the Netherlands) and higher fossil-fuel prices, contributed to significant increases in wood pellet prices in 2017 and early 2018; other factors were production issues in the Russian Federation, fires in Portugal, and relatively low year-on-year growth in installed production capacity. Higher fossil-fuel prices and continued interest in replacing older commercial and residential heating units, upgrading existing district heating units and replacing coal-fuelled power plants with biofuels are expected to spur new demand.

62. Some analysts expect wood pellet demand to reach 45 million tonnes by 2025 for power generation and 24 million tonnes for heating in the residential and commercial sectors. This would mean an increase in pellet consumption above 2017 volumes of about 15 million tonnes for power generation and 14 million tonnes for heating.

63. The primary production of "solid biofuels (excluding charcoal)" in the EU28 grew to about 3,941 petajoules in 2016, up by 2.5% compared with 2015. Wood pellet consumption was 23.4 million tonnes in Europe in 2017, a 4.6% increase over 2016. Wood pellet production increased by 5.4% to 16.4 million tonnes and imports by 4.4% to 14.6 million tonnes.

64. The production of wood pellets in the CIS increased by 21.5% in 2017. Production grew by 20% in the Russian

Federation, to 1.3 million tonnes, due to improvements in logistics and new infrastructure. Wood pellet consumption declined by 5.8% in the CIS in 2017, with all the increase in production exported (wood pellet exports rose by 31.9%, to 1.8 million tonnes).

65. North America produced 9.6 million tonnes of wood pellets in 2017, up by 3.4% over 2016. Wood energy consumption accounted for about 4.5% of Canada's total primary energy supply in 2017, which was largely unchanged from 2016. Wood energy consumption in the US was only about 0.6% higher in 2017 than in 2016, at 2,262 PJ. Wood consumption for energy is expected to remain flat in the US through 2019.

66. The price of wood pellets increased in Europe in 2017 and early 2018, with prices for industrial wood pellets at Antwerp, Amsterdam and Rotterdam up by 50% in January 2018, year-on-year. The price of wood pellets exported from the Russian Federation was down slightly in 2017 due to increased production capacity. There was little change in prices in North American firewood and pellet markets in 2017.

67. The Committee forecasts that production of wood pellets will increase in the ECE region at an annual rate of 3.5% in 2018 and 5.5% in 2019. The subregional breakdown is as follows: Europe is forecast to increase by 1.8% in 2018 and a further 4.3% in 2019; CIS is expected to increase 13.4% in 2018 and 3.9% in 2019; and North America is estimated to increase 4.1% in 2018 and then 7.9% in 2019.

G. Value-added wood products

68. Global furniture production was worth $440 billion in 2017, up by $20 billion from 2016. The value of the global furniture trade in 2017 was estimated at $145 billion, with the US, Germany, France, the UK and Japan the largest importers.

69. The trend of furniture producers shifting production to lower-cost regions is slowing due to the increased use of automation, increasing costs in previously low-cost regions, and demands from customers for shorter delivery times. China is still by far the biggest producer and exporter in the global furniture market, and the US is the largest furniture importer. China's domestic furniture market is increasing by 10% per year.

70. Furniture producers in high-cost countries such as Germany and Italy have started exporting "high-end" furniture products with high-quality materials, finishing and design. Prospects for furniture markets seem bright after a positive 2017, and orders were up in the first few months of 2018: for example, orders were 5% higher in the US in February 2018, year-on-year. There are increasing trends towards the online sale of furniture and away from durable hardwood furniture towards low-cost, owner-assembled, semi-disposable furniture.

71. Markets for builders' joinery and carpentry (BJC) have grown steadily in the US, with imports doubling from 2011 to more than $2.2 billion in 2017. The increased demand is the result of a strong housing market, economic growth, consumer confidence and good employment figures. BJC imports are also growing in the European market, mainly from neighbouring countries.

72. Improved housing markets in the ECE region are causing strong demand for imports of profiled-wood products, although volumes are still well below their peak in 2006.

73. North American production of glulam, wooden I-beams and laminated veneer lumber made consistent gains from 2010 to 2017, mainly the result of increased new-housing construction. The trade flow of glulam and cross-laminated timber (CLT) from Austria to Italy – the biggest trade flow of these products in Europe-fell by 12% in the first three months of 2018, year-on-year.

74. The production of CLT is still concentrated in Europe and, within Europe, in Germany, Austria and Switzerland, which together accounted for about 70% of global production in 2017. European production is projected to increase dramatically to about 1.78 million m^3 by 2020. Despite the hype around CLT for the construction of tall wooden structures, most usage in construction in the near future is likely to be for low- and mid-rise buildings.

75. CLT is increasingly popular in North America, echoing the long-established trend in Europe. As of early 2017, there were two CLT producers in Canada and three in the US, but numerous CLT manufacturing plants are in start-up, under construction or in planning. It is estimated that the potential market for CLT in the US alone could be between 2 million and 10 million m^3 – bigger than the entire global market today.

H. Housing

76. In many countries, housing (new construction and remodelling) is the largest value- added market for wood products. Housing is considered a primary indicator and catalyst of economic activity for overall economies. Thus, economic projections and house-price analysis may provide insights into housing construction and remodelling markets.

77. The number of residential buildings put in place in the Russian Federation declined by 3.2% in 2017, even though the area of newly installed residential space of 78.6 million m^2 was similar to the area installed in 2016. Although the Russian housing market is improving, house prices fell in 2017, possibly due to the steadily increasing construction market. The goal of the "Housing for Russian Family Programme" is to build 500,000 two-room apartments, beginning in 2018.

78. Construction spending increased by 1.8% in the euro area and by 0.9% in the EU28 between April 2017 and April 2018. Construction output grew by 3.9% in the Euroconstruct region in 2017, led by residential construction (+10%). Residential remodelling is also looking promising, especially in western and northern Europe. New residential construction accounted for 42.6% of total new construction spending in the Euroconstruct region in 2017, non-residential construction for 34.4% and civil engineering for 23%, a similar breakdown to previous years. The outlook for the construction sector in the Euroconstruct region is positive, with spending projected to grow in all subsectors (new residential, residential remodelling, new non-residential, non-residential remodelling, new civil engineering and civil-engineering remodelling) in 2018 and through to at least 2020.

79. House construction and sales have been improving in the US from the low-point in 2009, but aggregate new single-family house construction remains well below its historical average. All sectors of the US housing market improved in 2017. Beginner or starter housing remained subdued, however, and the quantity of dwellings being constructed is insufficient to meet the potential demand due to population growth. In Canada, federal, provincial and local governments introduced regulations in 2017 designed to dampen rising prices and valuations, including a nationwide

mortgage stress test, a foreign buyer's tax, and rent controls. By the first quarter of 2018, the effect of these regulations had been a decline of 10% in the average sales price of Canadian houses and a sharp decline in house sales.

80. The Joint Center for Housing estimated that $306 billion was spent on remodelling in the US in 2017 and forecast this to rise to $327.9 billion in 2018 and $341 billion in 2019. The aging stock of housing will likely keep repair and remodelling an important consumer of wood products.

I. Conclusion

81. Conclusions from the Market Discussions forecast increased demand for sawn softwood, the result of a pent-up need for housing in the US and significant growth potential in Asia. While the market potential of China is widely recognized, and Japan and Korea are seen to be reliable destinations; India is seen as having a strong potential as a market. Per- capita sawn softwood consumption in the ECE, at roughly 0.3 m^3 per person per year, is ten times the level of china.

82. Significant demand comes from the construction sector. There is a growing consensus that off-site production of housing (modular, prefabricated and mass timber components) will become much more important, driven by productivity, cost and quality factors. An emphasis on wood in construction in countries where this has not been common is also expected to lift demand over the medium and long-term.

International Tropical Timber Organization

International Organizations Center, 5th Floor, Pacifico-Yokohama
1-1-1, Minato-Mirai, Nishi-ku, Yokohama 220-0012, Japan
Tel: 81-45-223-1110 fax: 81-45-223-1111
E-mail: itto@itto.int URL: www.itto.int

© ITTO 2019

Design and layout by: Mary Grace Abayan Fredeluces
Printed by: Substantial Aps

Printed on recycled paper